


FEBRUARY 1959

TWO SHILLINGS

Wireless World

ELECTRONICS

Radio · Television



A. S. J. SHEARMAN,
14, WOODLAND ROAD,
CHELMSFORD, ESSEX.

FORTY-EIGHTH YEAR OF PUBLICATION



*37-way moulded-on
polypole coupler.*

BICC

custom-built

POLYPOLE COUPLER SYSTEMS

BICC design and manufacture to customers' specific requirements polypole coupler systems incorporating flexible multicore cables. These systems cover a wide variety of sizes and types of cable each terminated with robust moulded-on couplers.

BICC polypole coupler systems are particularly suitable for the reliable outdoor interconnection of mobile radio or electronic control equipment.

Further information is contained in Publication No. TD TPC 5—available on request.



**BRITISH INSULATED CALLENDER'S CABLES LIMITED,
21 BLOOMSBURY STREET, LONDON, W.C.1**

Wireless World

ELECTRONICS, RADIO, TELEVISION

Managing Editor: HUGH S. POCOCK, M.I.E.E.

Editor: F. L. DEVEREUX, B.Sc.

FEBRUARY 1959

In This Issue

- VOLUME 65 No. 2
PRICE: TWO SHILLINGS
FORTY-EIGHTH YEAR
OF PUBLICATION
◆ ◆ ◆ ◆ ◆ ◆
- Offices: Dorset House,
Stamford Street, London,
S.E.1
- Please address to Editor,
Advertisement Manager or
Publisher, as appropriate
- Telephone:
WATERloo 3333 (65 lines)
- Telegraphic Address:
"Ethaworld, Sedist, London."
- | | | |
|-----|---------------------------------------|---------------------|
| 51 | Editorial Comment | |
| 52 | Time Past—Spark and Arc | By P. P. Eckersley |
| 55 | World of Wireless | |
| 57 | Personalities | |
| 59 | Evaluating Aerial Performance—1 | By L. A. Moxon |
| 66 | The Bifilar-T Circuit | By Thomas Roddam |
| 72 | Ionosphere Review 1958 | By T. W. Bennington |
| 74 | Letters to the Editor | |
| 79 | Technical Notebook | |
| 81 | Relativity | By "Cathode Ray" |
| 85 | Short-Wave Conditions | |
| 86 | A Television Prompter | By R. C. Whitehead |
| 87 | Cooling Airborne Electronic Equipment | By L. A. Williamson |
| 92 | Alternatives to the Wien Bridge | By J. F. Young |
| 96 | Manufacturers' Products | |
| 98 | News from the industry | |
| 99 | February Meetings | |
| 100 | Random Radiations | By "Diallist" |
| 102 | Unbiased | By "Free Grid" |

© Iliffe & Sons, Ltd. 1959. Permission in writing from the Editor must first be obtained before letterpress or illustrations are reproduced from this journal. Brief abstracts or comments are allowed provided acknowledgment to the journal is given.

PUBLISHED MONTHLY (4th Tuesday of preceding month) by ILIFFE & SONS LTD., Dorset House, Stamford Street, London, S.E.1. Telephone: Waterloo 3333 (65 lines). Telegrams: "Iliffepres, Sedist, London." Annual Subscriptions: Home and Overseas, £1 15s. 0d. Canada and U.S.A., \$5.00. Second-class mail privileges authorised at New York, N.Y. BRANCH OFFICES: BIRMINGHAM: King Edward House, New Street, 2. Telephone: Midland 7191. COVENTRY: 8-10, Corporation Street. Telephone: Coventry 25210. GLASGOW: 26B, Renfield Street, C.2. Telephone: Central 1265. MANCHESTER: 260, Deansgate, 3. Telephone: Blackfriars 4412. NEW YORK OFFICE: U.S.A.: 111, Broadway, 6. Telephone: Digby 9-1197.

Introducing an addition to the Mullard Technical Handbook



Data sheets on Mullard semiconductor and photoelectric devices are now available in a separate volume of the Mullard Technical Handbook. This addition to the Handbook Service enables circuit designers to be kept fully informed of the latest developments in semiconductor diodes, transistors* and photocells.

The Mullard Technical Handbook is a loose-leaf publication, issued on a subscription basis and containing data sheets on all Mullard valves, tubes and semiconductor devices in current production.

From one to twenty pages are devoted to each type. They include standard ratings, recommended operating conditions and performance figures for various applications, limiting values, characteristic and performance curves.

Subscribers receive supplementary or revised sheets automatically as they are issued and thereby have early intimation of new introductions.

The Handbook now comprises five volumes with the following contents:—

VOLUMES I and IA

Data on current Receiving and Amplifying Valves. Cathode Ray Tubes. Special Quality Types. Voltage Stabiliser and Reference Tubes. Cold Cathode Tubes. Small Thyratrons. Miscellaneous Valves and Tubes.

VOLUME 2

Data on earlier type Receiving and Amplifying Valves and Cathode Ray Tubes still in limited production for the maintenance of existing equipment.

VOLUME 3

Data on Power Valves for Transmitting and Industrial Equipment. Power Rectifiers. Large Thyratrons. Microwave Devices.

VOLUME 4

Data on Semiconductor Diodes, Transistors, Photoconductive Cells and Photoelectric Cells.

Full details of this service, including subscription rates and application form, will be supplied on request.

Mullard

Mullard Limited, T.S.D., Data and Publications Section,
Mullard House, Torrington Place, London, W.C.1.



Stereophony on Trial

FOR more than a quarter of a century the subject of stereophony has been debated in the pages of this journal. Much of the argument in the past has of necessity been of a theoretical and speculative nature, but since the introduction of stereo tape and disc records and of experimental two-channel broadcasting by the B.B.C. it has been possible to refer hypothesis to the arbitration of experiment. Far from settling matters, this seems so far to have engendered fresh and even more vehement argument.

We think it likely that a public opinion poll conducted at this stage would find roughly equal numbers "for" and "against" but a far larger entry in the "don't know" category.

Those "for" would unquestionably include all who have been privileged to hear stereophonic reproduction in the research and development departments of the leading recording companies and of the B.B.C., under controlled conditions and with the best of equipment, regardless of cost. It would no doubt also include those who were fortunate in their choice of demonstrations at the Audio Fair and the Radio Show.

Among those "against" would be found the less fortunate in their choice of demonstrations, who may be forgiven for regarding the whole business as a "gimmick" to promote sales; also many "hi-fi" enthusiasts who are loath to admit that their single-channel equipment, on which they have recently spent large sums of money and which they regarded as the ultimate in performance, is capable of improvement. Some find the enveloping effect of stereophony tiring or even mildly claustrophobic, though they are not so affected by the multiple reflections, by the walls of the room, of the sound from a single loudspeaker. This is understandable, because the listener's aurally conditioned reflexes—the result of past experience—and the activity of his imagination are important factors influencing his judgment. Whatever the system, the sounds presented to his ear are a complex from which he can accept or reject only a fraction of the available clues to build up his perception of the information conveyed. Many people find all they need in the sound resulting from the skilfully employed microphone techniques of single-channel broadcasting and recording. The aurally literal and less imaginative welcome stereophony as an obvious necessity.

The "don't knows" include many far from "clueless" individuals who derive real enjoyment

from single-channel sound, supplemented perhaps by individual methods of dispersal by reflection or the use of multiple speakers. They find good stereophonic demonstrations equally satisfying but not obviously superior, and understandably hesitate to incur the expense of revising and adding to their equipment. Hitherto no means has been available for comparing single-channel with stereo by a direct switch-over. Test records which merely switch off one channel would be obviously useless and paralleling the outputs of microphones placed for two-channel stereophony must always give poorer results than those obtained when there is complete freedom of choice of characteristics and position for the best single-channel balance. The only fair test is a comparison of simultaneous reproduction through single-channel and separate stereo channels, each system using its own microphones placed in the optimum positions, regardless of the technique being employed in the other system. Separately recorded disc records are possible, but might meet with synchronization difficulties on playback. Simultaneous recording on three tracks of a magnetic tape would be better but would require special apparatus. Broadcasting is obviously the best medium for tests of this kind and the B.B.C.'s experimental "live" stereophonic broadcast of January 24th, although not intended for this purpose, could have been so used. The closely spaced stereo microphones supplying the Network Three and TV sound channels were introduced and used separately from the normal microphone arrangement used for the regular single-channel broadcast of "Saturday Club" which went out as usual on the Light Programme.

A final appraisal must await the initiation of a regular broadcast service which, among other things, may depend on some modification of the two audio channels to make them "compatible" and capable of being broadcast through a single transmitter. Now is the time, however, to start to reduce the ranks of the "don't knows" by presenting for their choice a clear comparison of the best single-channel technique with the best stereophonic reproduction.

Although many high-quality enthusiasts have enough gear lying around to mount this experiment for their own satisfaction, the onus of demonstrating to the public at large must rest with the more enlightened dealers—and, of course, with the B.B.C. on whose continued co-operation the success of such tests must ultimately depend.

Time Past — SPARK AND ARC

By P. P. ECKERSLEY, M.I.E.E., F.I.R.E.

This is the first of a series of articles in which the first Chief Engineer of the B.B.C. indulges in what he describes as anecdotal, filling in the background with an account of how the nineteenth century scientists established the foundations upon which pioneering inventors built their systems. In a second article the author will be concerned with the progress of the revolution caused by the invention of the valve, a progress during which he was intimately concerned with the beginnings of broadcasting. He will round off his contribution with some predictions about the future.

I FIRST heard about "wireless" in 1902; Welsh Ethel said "whatever will they think of next I should not wonder." Nannie thought it was flying in the face of Providence; I disbelieved the whole story; how could the signals persist in spite of a thick fog in the Channel?

We called it wireless in those days; in spite of the almost universal adoption of the term radio there are some respectable survivals. "As well," said a pompous young friend, "call a motor car a horseless"; that was more or less what we did call it sixty or so years ago—a "horseless carriage," which was despised by carriage folk. No one despised wireless—it frightened the Cable Interests not the horses.

A fifteen-year-old schoolboy contemporary *circa* 1906 is boasting his acquaintances; turning to me he says "I know the man who invented wireless"—he meant, of course, Marconi. By this time I had become passionately interested in the subject of wireless and I replied, sententiously, "No one, not even Marconi, invented wireless."

Try to trace the origins of any important technical development and you will follow a path, getting ever fainter, but often without any obvious end. Wireless, radio, what you will, uses electricity for its consummation. Who discovered electricity? Was it some dry Egyptian priest rubbing a dry cat with a dry cloth? Is this myth of some Greek playing about with amber viable? Can we cite Galvani jabbing at spasmodic frogs, or Cavendish emptying the electric fluid from his jars through his body (also convulsive) as the "onlie begetters"?

In fact it was all these and more: it was the inquisitive experimenters, towards the end of the Middle Ages, breaking away from the domination of the schoolmen; it was these who created the climate in which discovery and invention flourished and may now overwhelm us.

There are, to my way of thinking, four names which prick out the main course of the original development of wireless. They are Faraday, Maxwell, Hertz and Lodge; Faraday and electromagnetic induction, Maxwell and his famous equations, Hertz and his experimental confirmation, Lodge, the one who saw the importance of what he called

syntony, what we know as tuning; these established the fundamentals.

It would, however, give an altogether wrong impression to say that these four were the only ones. Even before Faraday we find a few predictions, while contemporary with Hertz and Maxwell was a growing awareness of the possibilities of signalling without wires.

Here is Huygens in 1678 propounding the undulatory theory of light (I always thought the postulate was due to Young in England who got into trouble for challenging Newton's corpuscular theory, but this by the way); Joseph Henry (1843) magnetizing needles at a distance of 200 feet; Ruhmkorff and his invaluable "coil," which we know as "The Induction Coil," inventing one of the essential components of a wireless system long before it was needed for that purpose.

Perhaps the most remarkable among the prophets was Professor R. E. Hughes who, in 1879, gave a private demonstration of the transmission and reception of wireless signals over a path some sixty feet in length. Tragically enough Hughes met with a member of that self-perpetuating species "the inverted Micawbers waiting for something to turn down"; this time a Cambridge professor who told Hughes that his demonstration was no more than a phenomenon of electromagnetic induction. Hughes, discouraged, did no more; he did not even publish his results (could one not wish for a like self-denial in unlike cases?). I underline the date, it was nearly eighty years ago that Hughes gave his (alas!) private demonstration.

In 1885 Edison was convinced that it was possible to signal over short distances without using an interconnecting conductor, he was also explicit on the mechanism which was truly based on electromagnetic induction—not the wireless waves which Hughes had generated and detected. Nevertheless Edison describes aeriels earthed at one end—he showed pictures of yachts equipped with such as suitable for this novel means of communication.

In 1892 Sir William Crookes is quoted as saying that "electromagnetic waves of a yard or more in length" will penetrate material impervious to light waves. This implication of the use of the indoor

aerial was, however, after Hertz had published his results; results which proved that it was possible to generate waves having the same nature but far greater length than light waves—waves susceptible to reflection, refraction, focusing albeit on a larger scale but fundamentally in the same way as light.

The essential features of what we now call radio are means to transmit and means to receive electromagnetic waves so that the basic inventions cover the generator, the radiator and the detector. Inasmuch as the system would have no value were it not possible to pick up wanted and reject unwanted signals, so tuning stands out as a fundamental necessity. We cannot say that any one person invented wireless but we should give all possible credit to Sir Oliver Lodge who was the first to point out the principles and patent the method for achieving what we now call selectivity.

Lodge's patent "Improvements in Syntonized Telegraphy Without Line Wires" was applied for in May 1897 and granted on February 1st, 1898. Later on the invention was regarded as having such outstanding merit that its life was extended from the normal date of expiry in 1911 by seven years. It was then that the Marconi company bought it.

Still concerned with the pioneers, I believe that had it been possible to create continuous waves as easily as those arising from the damped trains of spark generation then Fessenden's clear appreciation of beat, or as we say heterodyne reception, would have received a wider recognition than in fact it did.

But Marconi, the "inventor" of wireless, how far can he be so acclaimed? There is this to be said in support, that the Marconi patents, remarkably "The Four Sevens," strengthened by Lodge's patent on tuning, did for some time give the company a virtual monopoly of wireless. So much for genesis.

Maybe an incident, maybe some predilection, maybe some inborn and therefore latent talent determines a career. "What's your Alf goin' to be when 'e grows up, Mrs. Blank?" "Oh! 'e's that fond of hanimals we'll make 'im a butcher"—thus *Punch* many years ago.

I am not sure about any latent talent or predilection that I might have had, but like a great many boys, I made inventions (among them perpetual motion), but I doubt I could have followed the career I was driven to had it not been for the influence of my brother T. L. Eckersley. The triggering incident is clear to me still. Returning from school, I was walking up the drive (so steep that we children would suffer dire penalties did we not spare the horses) when standing on the porch steps I saw my brother engaged upon winding startlingly green wire upon a rod of shining black ebonite.

My excited question drew the answer: "It's for some experiments with wireless, come and see."

Hardly pausing to receive my mother's affectionate greetings, I hurried upstairs to the Playroom—now no longer rocking-horsed nor doll's-housed—to see it filled with what were at once to me sensually exciting things, things of beauty, fearfully and wonderfully made, black-polished, smooth to the touch, awful in danger, exciting in mystery.

In retrospect, it is remarkable that I became, in the summer of 1905, one of only a few thousands who knew something about wireless. Today tens of millions!

My youth, otherwise "bathed in a celestial light," was illumined by a fascinated interest that even the prison walls has failed to dim: I sometimes wonder whether today's chartered engineers enjoy the same delights.

My brother it was, from an immeasurable height above, who taught me principles and practice. I was, I am still, more interested in the latter, an aspect of incurable romanticism, even in "the first fine careless rapture" I wanted to witness transmissions over distances greater than the compass of the Playroom's forty feet. Was there not talk of bridging the Atlantic by these same wireless waves that were proclaimed by our crackling spark? But brother Tom was more interested in their measurement and the mathematical interpretation of experimental results; a clear prelude of that genius which has now made "T.L." the recognized expert in wave propagation throughout the wireless world.

I went to school at Bedales; a school in many other ways remarkable and, in relation to my story, particularly so in that it encouraged its pupils to indulge such enthusiasms as seemed to authority to be worth encouraging. With this new-found interest in wireless it was not long before Robert Best and I had set up what was, in effect, a wireless experimental station in the school grounds, a station christened by some wag as "Wavy Lodge."

The name was apt because Best supported what was then known as the Lodge-Muirhead system (the counterpoise aerial being one of the distinc-



Photograph taken circa 1907 of Mr. Eckersley receiving signals on a receiver he constructed and installed in "Wavy Lodge," an experimental station set up in the grounds of Bedales School.

tions). In schoolboy rivalry I proselytized the Marconi system, the earthed aerial, in fact. There was no serious clash of opinion between us (it was typical of the Oxford-Cambridge, Harrow-Eton, Blue Fleet versus Red Fleet contentions of those days), but it did give our enterprise a certain *cachet* and so made it the easier for us to attract the necessary financial backing from our parents.

From the little hut "Wavy Lodge" (presaging perhaps another hut in a field at Writtle—another story) we transmitted signals and were delighted when these were picked up by the receiver at distances of transmission greater than that over which the spark, generating our waves, was audible; we listened to the grunting of the Eiffel Tower station and experimented with detectors. It was proved that a rusty pair of pliers was a better detector than carborundum (invented by one Dunwoody of Washington, D.C., in 1906), but was rivalled, because of a greater reliability, by a piece of arc-lamp carbon bearing upon a hack-saw blade—slightly oxidized. We also built a wavemeter to a design due to Fleming, who called it a cymometer (from *cyma*, a wave). An accompanying photograph shows the earnest young experimenter, with an expression reminiscent of the H.M.V. dog, supposedly hearing wireless signals rectified by some loose contact embodied in the "Wavy Lodge" receiver.

My *vade-mecum* at this time was Fleming's "Principles of Electric Wave Telegraphy" (first published April, 1906; I still have the 1916 edition). Therein I read of exciting developments in which I longed to participate.

There was the Poulsen arc capable of generating continuous waves, an altogether too expensive and seemingly too dangerous an equipment for schoolboy handling; many high-frequency alternators—Tesla before the turn of the century producing frequencies of 40,000 to 50,000 c/s, Duddell, 1905, Fessenden, Alexanderson, 1908, Goldschmidt, 1912 (200 kW at 50,000 c/s), but all so complex and expensive as to be quite impracticable for amateur use. Among detectors, one of which we bought, the Ferrié electrolytic was exciting. A very fine wire was in contact with an electrolyte; applying a direct potential polarized it, the high-frequency currents broke down the insulating bubble and released current so long as the signals persisted.

A painful recollection is of a despair in getting parental sanction to buy a Marconi magnetic detector and a decision to make one. I was never any good with my hands. I find matter altogether vicious and troublesome. Machinery of all kinds, from electronic complexes to fountain pens, wilts in my presence and so the magnetic detector finished up in a heap of broken bits. In a more serious scientific category (was I not the secretary of the Bedales Scientific Society?) I experimented on the resistance of a loose contact and adumbrated Eckersley's law that the breakdown was equal to the product of mechanical and electrical pressure. Unlike Hughes I published my results, in the Journal of the Bedales Scientific Society.

And so between the fascination of receiving the powerful long-wave European stations—Nauen, Eiffel Tower—(no British station!) and building portable transmitters the years passed until examinations intervened and the sterner facts of life dominated.

I suppose it is fair to characterize this first decade

in the practical development of wireless as a failure to make it, because of atmospheric interference, a world communicator, but a triumphant vindication of its powers to link ship and shore and, for military purposes, isolated combat forces with a base. It is also fair to see Marconi as the presiding genius. Marconi was neither a great inventor like Edison nor a great physicist like Sir Oliver Lodge. However, he had quintessentially that rare power to distinguish the wood from the trees. He said in effect "If Hertz can signal across a laboratory I can signal round the world"—in the end he was proved right. Marconi may have done no more than collect the mosaic pieces of invention, due to others, and use them to form his system, but it was this system that held the field and, by its protective inventions, successfully stood up against attacks from all quarters. The "Titanic" disaster in 1912 caused the installation of wireless on ships to be obligatory and it was the Marconi system which was universally installed—some claim with the popular belief that Marconi invented wireless does lie.

"Progress" is, more often than not, due rather to a kick on the backside than a clear foreknowledge of where to go but, whatever the stimulus, it will always be with us. It is my hope that the reader's brief encounter with some of the pioneers, woven into some personal reminiscence, will impress him with the time scale and the astonishing prevision of those men of science, who, interested in discovery as well as invention, so clearly saw the possibility of signalling without wires long before practice made imperfect.

Automation in Marine Navigation

RADAR has brought not only aid to marine navigation but "a variety of complex technical and human problems," said Captain F. J. Wylie in his presidential address to the Institute of Navigation. His address was, he said, "intended to span one of the gaps between bridge and laboratory and to stimulate thought by describing the needs."

Having pointed out that the only positive data which marine radar gives are range and bearing he added "this may seem rather unfair to those who have spent much initiative and energy on the development of true motion radar but it seems better to put the matter in this light because true motion can hardly be regarded as the ultimate ideal, but rather as a palliative which reduces some of the shortcomings of the P.P.I. system of display."

His address posed the question, "Can automation assist the navigator by improving the accuracy and spontaneity of radar intelligence to an extent which will keep him in control of events, and can this be done at a cost commensurate with the advantage gained?" The contributions required from automation are, Capt. Wylie said, "the removal of time lags in assessing the positions and movements of other ships to the point where they become negligible, the reduction of errors to acceptable dimensions and a reduction in the time and mental effort required of the operator to an absolute minimum. In other words, one is merely anticipating a rapid, accurate and effortless means of presenting factual intelligence in the form in which it will be of most use."

Captain Wylie did not enter the controversy in which one view is that radar identification plus radio-telephony can restore all the characteristics of full visibility except to say "the material and human difficulties which militate against 100% success seem to be insuperable."

WORLD OF WIRELESS

Convention on Stereophony

STEREOPHONIC recording, reproduction and broadcasting are to be discussed during a convention being arranged by the Radio and Telecommunication Section of the I.E.E. for March 19th and 20th. The sessions of the convention, which will be held at the Institution, Savoy Place, London, W.C.2, will cover basic principles; stereophonic recording on film, tape and disc; and stereophonic broadcasting techniques. Registration forms and details of the convention, which is open to non-members, are available from the Institution.

Another "Festival of Sound"

G. A. BRIGGS is planning to give his fourth, and, he adds, probably his last, Royal Festival Hall lecture-demonstration on Saturday, May 9th. As in the past, P. J. Walker will be collaborating. The programme will include both live and recorded music and the artists taking part are:—Leon Goossens (oboe), Denis Matthews (piano), Ralph Downes (organ), Harold Blackburn (bass) and Gerald Gover (accompanist).

All seats are price 3s 6d and tickets will be available from Wharfedale Wireless Works Ltd., Idle, Bradford, Yorks., and London dealers after March 16th, and from the Royal Festival Hall on and after April 9th.

Audio Fair

SIXTY-FOUR exhibitors are participating in the London Audio Fair being held at the Russell Hotel, Russell Square, W.C.1, from April 2nd to 5th. Tickets are again being issued free by the organizers, exhibitors and audio dealers, who will have supplies by the end of January. It should be noted that the tickets are dated for specific days.

The Fair, which is sponsored by Audio Fairs Ltd., a non-profitmaking organization set up by manufac-

turers of audio equipment, will be open daily from 11 to 9, but on the first day admission up to 5.30 is limited to the trade.

National Radio Show.—The success of the Audio Hall introduced at last year's National Radio and Television Exhibition has made it a "must" for this year's show which will be held at Earls Court, London, from August 26th to September 5th. Over a quarter of a million people visited the Audio Hall last year.

New I.T.A. Channel Allocations.—Although definite allocations have not yet been made, the P.M.G. has stated that it is expected that the I.T.A. satellite station in Kent will radiate in Channel 10. The proposed Aberdeen station is expected to use Channel 9 and the Solway station Channel 11.

Thermonuclear Processes.—The I.E.E. is arranging a convention on thermonuclear processes to be held in London on April 29th and 30th. Particulars of the convention, which is open to non-members, are obtainable from the I.E.E., Savoy Place, London, W.C.2.

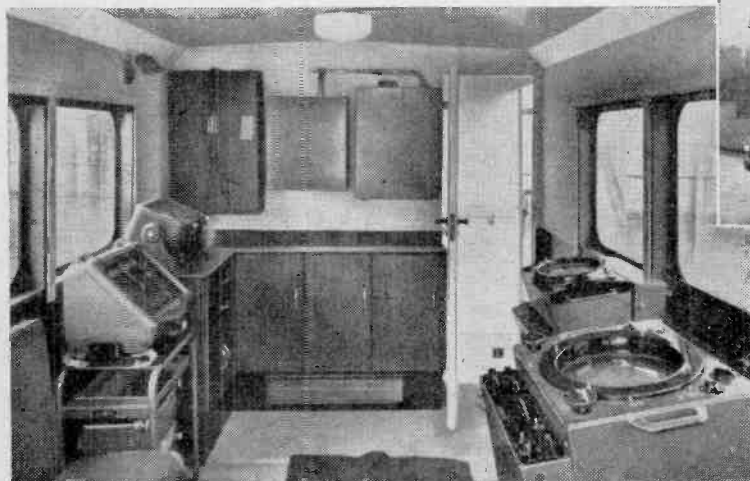
Receiving licences in force in the U.K. at the end of November totalled 14,723,953. This total included 8,730,697 combined television and sound licences, 5,627,170 for domestic sound only and 366,086 for car radio.

Instrumentation and Control.—Collaboration in certain major projects for aircraft control and instrumentation systems is provided for in an arrangement covering all aspects of such enterprises made by Smiths Aircraft Instruments and Kelvin & Hughes with the Sperry Gyroscope Co. The first project is the development of a flight control and instrumentation system for new civil aircraft, in particular, the de Havilland 121.

B.S.I.R.A.—A new laboratory block to house its electronics and electro-optics departments has been opened by the British Scientific Instrument Research Association at Chislehurst, Kent.



"POLARIS", the new Decca radar demonstration vehicle, which this month begins a 6,000-mile tour of Southern Europe, is equipped with two examples of the recently introduced D7 equipment. This series includes three with 9-in displays and four (including two with true-motion) with 12-in displays. The demonstrator on scanner is mounted on a hydraulic mast for stowage at roof level. The vehicle also carries Decca Navigator and Marine Track Plotter.



Russian Translations.—A modified version of the D.S.I.R. "Translated Contents Lists of Russian Periodicals" is now published monthly under this title by H.M.S.O. It contains lists of translations procured and produced by the D.S.I.R. Lending Library Unit, information about translations available from other organizations, and occasionally articles on the "state of the art" in sections of Soviet science and technology. The annual subscription is £2 13s. The Lending Library Unit has also introduced a new scheme for preparing translations of Russian articles, particulars of which are obtainable from the L.L.U., 20 Chester Terrace, London, N.W.1.

Reliability.—Among the 50 or more papers at the fifth Symposium on Reliability and Quality Control in Electronics held in Philadelphia in January were two by authors from the U.K. K. Hopkinson, of the Ministry of Supply, spoke on reliable valves and performance in Service equipment and L. Knight, of the British Tabulating Machine Co., dealt with economical methods for life testing parts. Ralph Brewer, of the G.E.C. Research Laboratories, Wembley, has received the 1958 National Reliability Award for his paper "Life Tests of Electron Tubes and the Analysis of Failure Causes," which was the only overseas contribution read at last year's symposium.

R.T.E.B. Servicing Certificate.—This year's examination for the radio servicing certificate of the Radio Trades Examination Board will be held on May 5th and 7th (written papers) and May 9th or 30th (practical test). The television servicing examination will be on May 11th and 13th (written) and June 6th or 27th (practical).

Industrial Electronics.—The second of two courses on electronics in industry begins at the Norwood Technical College, Knight's Hill, London, S.E.27, on February 17th. It will be held on six successive Tuesday evenings (fee 10s). The course covers electronic control, industrial television and servo systems.

The modulating frequency of four m.f. non-directional aeronautical beacons was temporarily reduced to 400c/s some months ago. It has now been decided by the Ministry of Transport and Civil Aviation to reduce to 400c/s the modulating frequency of all *en-route* and holding m.f. non-directional beacons. The change will be made in the next month or so.

I.T.U. STAMPS.—By arrangement with the Swiss P.T.T., mail despatched from the headquarters of the International Telecommunication Union in Geneva, now bears special stamps. We reproduce one from the series of six.



E.B.U. Technical Centre.—The address of the Technical Centre of the European Broadcasting Union after March 31st will be 32 avenue Albert Lancaster, Brussels, 18.

Welsh V.H.F.—In the note in our January issue on the opening of two new v.h.f. sound broadcasting stations in Wales, the transmitter power and not the e.r.p. of Llanddona was quoted. This station actually uses a directional aerial giving an e.r.p. varying from 3 to 9 kW according to direction. Llanddona's frequencies (in Mc/s) are 89.6 (Light), 91.8 (Third) and 94.0 (Home); Llangollen's frequencies are 88.9 (Light), 91.1 (Third) and 93.3 (Home). These transmitters, and all B.B.C. v.h.f. sound transmitters are horizontally polarized (not vertically as stated last month).

"Sound," the new weekly B.B.C. programme for recording enthusiasts and audiophiles generally, covers both the professional and amateur aspects of recording on tape and disc. The programme, broadcast in Network Three on Mondays at 6.45 p.m. is presented by John Borwick.

Recorded Concert.—A number of manufacturers, including Acoustical, Leak, B.T.H., Decca, E.M.I. and Garrard, are co-operating with Lockwood & Co. to provide a concert of recorded music—including stereo-phony—on February 27th at Blackwell Secondary Modern School, Headstone Lane, Harrow, Middx. Tickets costing from 2s 6d to 6s 9d are obtainable from Lockwood & Co., Lowlands Road, Harrow, Middx. The proceeds are for the school.

"The History of Radio."—A new colour film strip (35 frames) with this title has been prepared by Mullard primarily for use in secondary modern schools. A comprehensive set of teaching notes is supplied with the strip which is available from Unicorn Head Visual Aids Ltd., 42 Westminster Palace Gardens, London, S.W.1, price £1. A 21-frame coloured film strip on "The Principles of the Cathode-ray Tube," with teaching notes, has also been prepared by Mullard. They are also preparing a strip on the history of television. The Mullard Educational Service has also produced a 16-mm. sound film entitled "Vacuum Practice" which runs for 16 minutes.

British Computer Society, which was formed in May, 1957, with a membership of 450 now has 1,600 members. Two meetings are held in London each month from September to May. The Society issues *The Computer Bulletin* each month and *The Computer Journal* quarterly.

"F.B.I. Register."—The 31st edition (1959) of this register of British manufacturers includes lists of the products and services of over 7,500 member firms of the Federation of British Industries. In addition to the Buyers' Guide there are seven other sections, including manufacturers' addresses, proprietary names and trade marks, and a tri-lingual glossary. The 1,140-page register, which costs 2gns, is published by Kelly's Directories and Iliffe & Sons for the F.B.I.



ESTIMATED COVERAGE of the I.T.A.'s East Anglian station being erected at Mendlesham, Suffolk. It will radiate in Channel 11 when opened toward the end of this year, the transmissions being horizontally polarized. Its maximum vision e.r.p. will be 200kW.

Personalities

NEW YEAR HONOURS

Among the recipients of awards in the New Year Honours List are the following in the world of wireless:

C.B.

Colonel D. McMillan, O.B.E., director, external telecommunications, G.P.O.

C.B.E.

J. A. Ratcliffe, F.R.S., chairman, Radar and Signals Advisory Board, Ministry of Supply Scientific Advisory Council.

O.B.E.

R. F. Ballard, general manager, Kolster-Brandes.
Dr. L. Essen, senior principal scientific officer, N.P.L.
E. F. Wheeler, superintendent engineer, transmitters, B.B.C.

M.B.E.

A. C. Emery, chief draughtsman, Telecommunications Division, Plessey Company.
G. F. R. Grenyer, station radio officer, Government Communications Headquarters.
W. H. Jarvis, engineer-in-charge, I.T.A. transmitting station at Winter Hill, Lancs.
G. W. G. Martyn, radio officer, s.s. *Argyllshire*.
E. G. Peers, communications officer, London Airport.
R. D. Petrie, head of sound apparatus section, B.B.C. Designs Department.
P. C. Ruggles, senior engineer, English Electric Valve Company.
D. C. Walker, senior executive engineer, Post Office Research Station.
F. R. Warner, in charge of sales (Government contracts) at the G.E.C. Radio Works, Coventry.
F. C. Wells, experimental officer, S.R.D.E.

B.E.M.

F. A. Dann, of No. 4 Ground Radio Servicing Squadron, R.A.F., Chigwell.
A. J. Welberry, technical officer, Post Office Radio Station, Oxford.

J. A. Ratcliffe, O.B.E., M.A., F.R.S., M.I.E.E., who is promoted to C.B.E. in the Honours List for his work as chairman of the Radar and Signals Advisory Board of the Ministry of Supply Scientific Advisory Council, is reader in physics at the Cavendish Laboratory, Cambridge. He was recently appointed chairman for 1958/61 of the U.K. National Committee of the International Scientific Radio Union (U.R.S.I.). He was a member of the Television Advisory Committee from 1949 to 1952, prior to which he was for three years a member of the Radio Research Board.

L. Essen, D.Sc., Ph.D., A.M.I.E.E., who is appointed O.B.E. in the New Year Honours List, has been on the staff of the National Physical Laboratory since 1929. He is in the Electricity Division of the laboratory and has been concerned with precise microwave measurements, in particular with the measurement of frequency and time. Dr. Essen, who is 50, developed a frequency standard based on a resonance of the caesium atom a few years ago.

E. F. Wheeler, M.I.E.E., superintendent engineer of the B.B.C.'s transmitters, operations and maintenance department, who is appointed an O.B.E., has been with the Corporation since 1924. In his present position, to which he was appointed in 1943, he is responsible for the technical operation and maintenance of the Corporation's sound and television transmitters.

R. D. Petrie, A.M.I.E.E., of the designs department of the B.B.C., who becomes an M.B.E., was an engineer with the Gaumont British Picture Corporation before

joining the B.B.C. in 1935. Since 1955 he has been responsible for the design of studio and control room equipment and programme switching equipment used in the modernization of the B.B.C.'s sound studios.

P. C. Ruggles, B.Sc., who is appointed an M.B.E., has been with the English Electric Valve Company since its inception, being concerned largely with research and development of microwave valves of national importance. It is for his work in this field that the award has been made.

APPOINTMENTS

K. I. Jones, Assoc.I.E.E., has joined the British Radio Corporation as chief engineer of the H.M.V. and Marconiphone Divisions. He was with Murphy Radio for a few years before joining Cossor in 1932 as chief engineer. He was appointed to the Board of Cossor Radio and Television Ltd., a few months ago. Mr. Jones is a member of the technical sub-committee of the Government's Television Advisory Committee and of the Frequency Advisory Committee recently set up by the P.M.G. He also represents the Radio Industry Council on the B.S.I. Telecommunication Industry Standards Committee and was chairman of the B.R.E.M.A. Technical Committee from 1952 to 1954.



K. I. JONES.



N. J. CHANTER.

N. J. Chanter, M.Sc., D.I.C., A.R.C.S., A.M.I.E.E., for the past 12 years head of the microwave valve division of the Mullard Research Laboratories, has been appointed manager of the transmitting and microwave division of the Mullard Radio Valve Co. He will be in charge of the company's transmitting and microwave valve production unit at Waddon, Surrey, which comprises both the factory and development and applications laboratories.

H. G. Nelson, M.I.Mech.E., M.I.E.E., managing director of the English Electric Company, has also been appointed deputy chairman of some of the subsidiary and associated companies in the group, including Marconi's W.T. Co., Marconi Instruments, Marconi Marine and English Electric Valve Co.

P. J. B. Clarricoats, B.Sc.(Eng.), Ph.D., A.C.G.I., has been appointed to a lectureship in light electrical engineering at Queen's University, Belfast. Prior to taking up his new appointment, Dr. Clarricoats, who is the son of John Clarricoats, secretary of the Radio Society of Great Britain, was engaged on microwave ferrite research with the General Electric Co. at Stanmore.

G. A. Marriott, B.A., who has been with the G.E.C. throughout his professional life, is appointed managing director of the M.O. Valve Co., of which he has been a director for some years. Mr. Marriott was president of the Brit.I.R.E. from 1956-58 and has served on the board of the British Radio Valve Manufacturers' Association (B.V.A.) for many years.

W. H. Stephens, M.Sc., deputy director of the Royal Aircraft Establishment, Farnborough, since 1956, has been appointed to the new Ministry of Supply post of Director-General, Ballistic Missiles. He joined R.A.E. in 1935 and was head of the guided weapons department from 1954-56. He is 45.

S. F. Follett, B.Sc.(Eng.), M.I.E.E., succeeds Mr. Stephens as deputy director of the R.A.E. He joined the electrical engineering department of the Establishment in 1927, at the age of 23, and since 1946 has held various posts in the Ministry of Supply, including that of Deputy Director-General of Aircraft Equipment Research and Development.

J. H. Phillips, B.Sc., M.I.E.E., the new Director, Guided Weapons (Techniques) in the Ministry of Supply, was a scientific officer at the Bawdsey research station (forerunner of the Royal Radar Establishment) in the early days of the war. Since 1957 Mr. Phillips, who is 49, has been with the British Joint Services Mission in Washington, prior to which he was for six years at the headquarters of the Guided Weapons Research and Development Department of the M.o.S.

Four new engineering appointments are announced by the B.B.C. **R. A. Rennie**, who has been with the Corporation since 1941, becomes engineer-in-charge (sound) at Glasgow in succession to J. G. W. Thompson who has retired. **L. M. Robertson** takes up the post of e.-in.-c. of the new television and v.h.f. sound station at Orkney. He joined the B.B.C. in 1943. **J. S. Clemo** becomes e.-in.-c. of the Rosemarkie television and v.h.f. sound station in succession to M. Clough, who recently became assistant e.-in.-c. at the high-powered station at Holme Moss. **M. Taylor**, A.M.I.E.E., succeeds J. P. McCurdy (who has retired) as e.-in.-c. of the Lisnagarvey medium-wave transmitter. Mr. Taylor joined the Corporation in 1936 and was seconded to the Forces Broadcasting Service in the Middle East in 1948, and for two years (1951-53) was chief engineer of the Colonial Broadcasting Service in Cyprus.

F. L. Firth, B.Sc.(Eng.), engineer-in-charge of the recently opened I.T.A. station at Burnhope, Co. Durham, was a chief radio officer in the Merchant Navy during the war. Prior to joining the I.T.A. in 1956 he was with Ferranti's where he was engaged on test gear development and eventually took charge of an experimental test laboratory.

P. D. Hall, B.Sc., M.I.E.E., has been appointed manager of Ferranti's computer department following the resignation of B. W. Pollard. Mr. Hall, aged 39, joined the company in 1951 as a senior electronics development engineer and was appointed manager of the electronics department in 1955. **J. R. Pickin**, B.A.(Hons.), aged 31, who was formerly chief engineer working on microwave devices, succeeds Mr. Hall as manager of the electronics department.

A. S. Marshall has been appointed to the new post of deputy secretary of the Electronic Engineering Association. He recently retired with the rank of Lt. Commander from the Royal Navy, which he joined in 1937 having previously been in the Merchant Service for over 20 years. He was at one time in the Admiralty's Radio Equipment Department and more recently the Admiralty Research Laboratory at Teddington.



A. S. MARSHALL.

F. H. Townsend, M.I.E.E., who in 1957 resigned from the managing directorship of Cathodeon Ltd., and went to America to take up an appointment with Machlett Laboratories Inc., of Springdale, Conn., has now joined Westinghouse. He is in charge of engineering on Vidicons and similar types of tube at the Westinghouse Electronic Tube Division in Elmira, New York.

V. G. Hawkeswood has joined Southern Television, the programme contractors for the I.T.A. Chillerton Down station, as head of engineering. He was for 22 years with the B.B.C. and since January, 1955, had been engineer-in-charge of television in the North Region.

E. M. Butterworth has been appointed chief engineer of Besson & Robinson Ltd., relay manufacturers of Harlow, Essex. He was until recently chief development engineer with Magnetic Devices Ltd.

OUR AUTHORS

L. A. Moxon, B.Sc., A.M.I.E.E., whose articles on evaluating aerial performance start in this issue, studied electrical engineering at the City and Guilds Engineering College, obtaining his London University degree in 1929. After two years' research under a D.S.I.R. grant, he joined the staff of Murphy Radio and was responsible for radio receiver research and development. In 1941 he joined H.M. Signal School, Portsmouth, and is now a member of the Royal Naval Scientific Service. He has held an amateur transmitting licence since 1929.

J. F. Young, A.M.I.E.E., A.M.Brit.I.R.E., who contributes the article on page 92, served an apprenticeship with the G.E.C. at Witton, afterwards working on the development of closed-loop control systems. He then spent some time with W. & T. Avery and Lancashire Dynamo Electronic Products on industrial electronic development, and subsequently returned to Witton to take charge of the Electronic Development Group of the Switchgear Works.

OBITUARY

R. Moxham, manager of the G.E.C. factory at Broad Oak, Portsmouth, where precision electronic work for defence is carried out, died on Christmas Day at the age of 50. Mr. Moxham joined the G.E.C. in 1933, and in 1939 was appointed chief inspector of the Radio Communications Group at Coventry. During the war he was engaged in major work on the development and production of v.h.f. equipment for the R.A.F.

Dipl.-Ing Eugen Reinhard, who died recently aged 82, was responsible for the erection of the Norddeich and Nauen transmitters in 1906. From then until 1932 he was responsible for building most of the important Telefunken stations in all parts of the world.



P. D. HALL.



J. R. PICKIN.

Evaluating Aerial Performance

I.—Simplified Method of Calculating Gain and Radiation Resistance of Dipoles and Small Beam Arrays

By L. A. MOXON, B.Sc. A.M.I.E.E

IN any given practical situation, what is the best type of aerial to use? The answer to this question is not always obvious, especially if the problem happens to be one of television reception in a difficult area, or achieving the best possible performance on the amateur wavelengths. In the latter case the need to cover all directions on several frequency bands, coupled with space restrictions or other peculiarities of the local terrain, gives rise to a wide variety of interesting problems. Despite the existence of excellent handbooks, the student may well find difficulty in acquiring a clear overall picture of the subject from published material. In particular he may be confused or led astray by conflicting figures for the gain of simple types of beam aeriels, failure to make clear distinctions between the requirements for transmission and reception, misplaced emphasis on front-to-back ratio and standing-wave ratio, and a

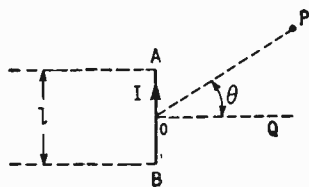


Fig. 1. Current I flowing in wire AB of length l produces field at P which is proportional to $\cos \theta$. AB is assumed small compared with a wavelength and OP is large compared with AB . Maximum radiation is in the direction OQ at right angles to AB .

widespread belief that vertical aeriels and some beam arrays provide signal enhancement, in addition to their nominal gain, if any, by "lowering the angle of radiation." He will almost certainly be intrigued by references to the "super-gain" principle, but unless he is mathematically inclined this subject is likely to remain veiled in mystery.

In discussing these various aspects of aerial design it is hoped to show that most problems outside certain highly specialized fields can be tackled with no more equipment than a few elementary rules, common sense, and simple arithmetic. It will be shown that one can, from the construction of an aerial, arrive quite easily at a rough figure for its probable gain and thus be enabled to discount extravagant claims, or to check the results of measurements against "what is reasonable" before either discarding some new arrangement as unsatisfactory or becoming unduly enthusiastic about it. This seems particularly important in view of the many problems involved in the making of accurate measurements, as discussed in previous issues of this journal.¹

The super-gain principle will be shown to have a

simple physical basis which enters into the operation of all close-spaced beam aeriels including the familiar H.

Radiation from Dipoles.—Any aerial system can be regarded as made up from a number of doublets, i.e. short lengths of wire each carrying a uniform current, which may be either separate or joined together. When used for transmission each such length makes a contribution to the field strength at a distant point, such as P in Fig. 1, in accordance with the following rules. These state that the field is proportional to the current I , the length of wire through which it flows, and the cosine of the angle θ . Non-mathematical readers may be alarmed at the introduction of a cosine at this early stage in the argument, but in many cases the problem can be reduced to one of arithmetic by considering only a few angles such as 30° , 45° and 60° for which the field is respectively 0.87, 0.7 and 0.5 times that at right-angles to the wire. Below 30° the field is roughly proportional to the angle POA and can often be ignored since it accounts for only a very small proportion of the power radiated, no less than 82% of this being within $\pm 45^\circ$ of the direction OQ . Later these facts will be used to obtain a rough idea of the radiation pattern of simple beam aeriels, leading to estimates of gain, radiation resistance, and front-to-back ratio.

A doublet as in Fig. 1 bears little resemblance to a practical aerial, so let us see what happens as the wire is increased in length and the current distribution allowed to approach a half sine wave as in Fig. 2, which represents the conventional half-wave dipole. The non-uniform current distribution presents no difficulty since we merely have to imagine the wire divided up and the contributions of all the bits added together, which is the same thing as finding the average current and multiplying it by the total length. The current distribution in a half-wave dipole can be taken as roughly sinusoidal, which means that it has an average value 0.64 times the current in the centre.

So far the theory assumes that whatever the direction of P , the radiation from all the bits of the dipole can be directly added. This is not true if one

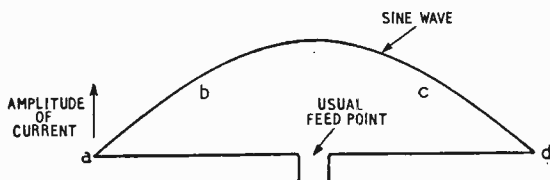


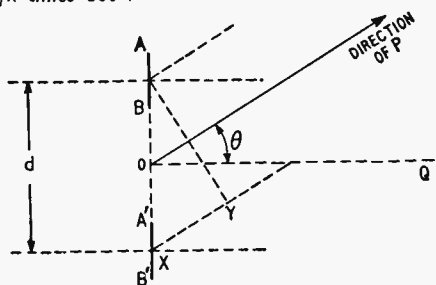
Fig. 2. Approximate current distribution in half-wave dipole. With shortened dipole (as Fig. 7) the portion bc of the sine wave occurs in the feeder and the remaining portions ab , cd form a nearly-triangular distribution.

considers bits which are separated by an appreciable fraction of a wavelength, as illustrated in Fig. 3. In this case the radiation adds in phase when the direction of P is at right angles to the line joining the centres of the wires, but for other directions there is a difference of path length, and a corresponding phase difference. This causes the radiation to decrease more rapidly with angle thus tending, for moderate values of d , to concentrate the radiation in the normal direction. In the case of the half-wave dipole, in free space, i.e. ignoring effects due to the presence of the ground or other objects, radiation from near the two ends, for small values of angle AOP, cancels because the path difference is nearly half a wavelength. In these directions, however, the radiation would be infinitesimal in any case, and it can be seen that for the central portion of the dipole and directions within $\pm 45^\circ$ of OQ, which account for most of the power radiated, phase differences are quite small. This means that, as illustrated in Fig. 4, a half-wave dipole produces almost the same field-strength pattern as an infinitely short dipole radiating the same power. Such an aerial could not be achieved in practice, but the conclusion is very useful since it means that each $\lambda/2$ dipole or "current loop" in an aerial array can be treated (to a first approximation) as a point source, and this in turn simplifies the procedure for estimating the field pattern of aerial arrays.

We have seen that there is no basic necessity for making dipoles half a wavelength long, but this length usually provides a reasonable compromise between conflicting mechanical and electrical design factors. In addition it has the advantage of presenting a resistive impedance at the feed point so that direct matching to a non-resonant line can be achieved without the introduction of tuning reactances. When, for example, space or weight is at a premium, some shortening is permissible but leads, as will be seen in due course, to a narrower bandwidth, and more critical matching and tuning, and eventually to a loss of efficiency. The laws governing the transmission of power from the aerial to a receiver at P apply equally to the reception of power from a transmitter at P, but in reception the important quantity is signal-to-noise ratio and, as discussed later, this is not always directly related to the received power.

Radiation Resistance and Loss Resistance.—When radio-frequency power is applied to an aerial some of the energy is radiated and some of it is used in heating the wires and insulators of the aerial system. In the case of a half-wave dipole, a current of 1A in the centre results in the radiation of 73

Fig. 3. Radiation from the dipole A'B' towards P has to travel a greater distance than that from AB. The difference is XY, or $d \cos \theta$ and produces a phase difference (α) of XY/λ times 360° .



watts, and the aerial is therefore said to have a radiation resistance of 73 ohms. In principle, radiation resistance can be defined for any point in an aerial system by equating $I^2 R_r$ to the power radiated, where I is the current and R_r the radiation resistance at the point in question. In the above example there is, of course, no actual resistance carrying a uniform current I, and it is therefore usual to regard radiation resistance as a mathematical fiction. On the other hand, from a practical point of view the aerial behaves as if the resistance is real, and the power radiated must eventually be absorbed by resistance somewhere even though some of it may escape into outer space and travel a very long way before this happens. It seems arguable, therefore, that the aerial should be regarded as a kind of transformer inserted between the transmitter and a somewhat intangible network of load resistances, R_r being real but dependent, of course, on the "transformer" ratio. This concept is useful in dealing with noise problems since it helps to dispose of the common error of regarding R_r as a generator of thermal noise at local temperature. The noise voltage at the aerial terminals may or may not be of thermal origin but is in any case a property of "where radiation from the aerial would get to" and is usually represented by a voltage or "temperature" associated with R_r .

The high-frequency resistance of the aerial wire

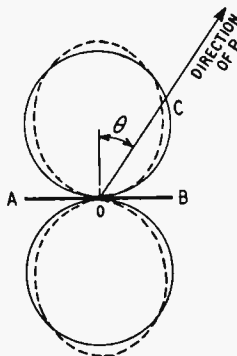


Fig. 4. Field-strength pattern of dipoles. The relative fields at P, when this point is moved round the dipole at constant range, is given by the length OC. With $\lambda/2$ dipoles the pattern consists of two circles, or near circles (broken line)

may be estimated from Fig. 5 and comes to 1.3 ohms for a typical $\lambda/2$ dipole (0.1-in diameter wire) at a frequency of 14Mc/s. To find the power lost in the aerial it is necessary to multiply this resistance by the mean square current which, for a sinusoidal current distribution, is only half the value which was assumed to be flowing into the radiation resistance. For comparison, therefore, with the radiation resistance the loss resistance has to be divided by two and we thus find that the ratio of power radiated to total power is 73 to $(73 + 0.65)$, i.e. more than 99% is radiated. Some additional loss may occur in insulators (if used), and in the feeder system as discussed later.

Short Dipoles.—It is instructive to consider what happens if the length of the dipole is halved, keeping the radiated power constant. We have already seen that this process leaves the way in which the energy is distributed in space almost unchanged, and therefore the field strength at any point P is unchanged. It follows that the product of length and mean current must be the same, so that the mean current must be double what it was before, and for a given shape of current distribution the radiation

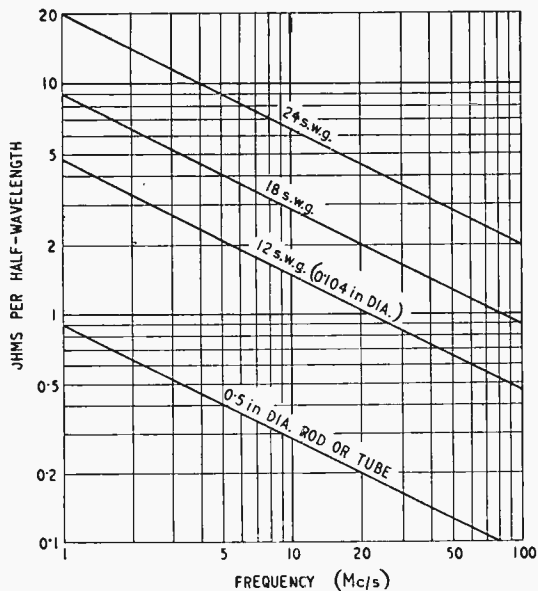


Fig. 5. R.F. resistance of copper conductors. Resistance per unit length is proportional to $\sqrt{\text{frequency}/(\text{perimeter of conductor})}$, provided thickness of conductor is large compared with skin depth which is approximately $0.007/\sqrt{\text{Mc/s}}$ (in cms). For non-magnetic material's r.f. resistance is approximately proportional to $\sqrt{\text{specific resistance}}$.

resistance is reduced by a factor of four whereas the loss resistance is only halved. In practice the situation is worse than this for two reasons. In the first place, the current distribution is no longer a complete sinewave but just the tips of one, which makes it nearly triangular; the effect of this can be estimated from Fig. 6(a) which shows that the end portion AB contributes 29% of the total field of a $\lambda/2$ dipole. To obtain the same field as from a $\lambda/2$ dipole therefore, we have to increase the current at B from 0.71 to $0.71 \times 1/0.29$ or 2.45 times the current at C. This makes the radiation resistance equal to $73/(2.45)^2$ and thus brings it down to 12.1 ohms. Secondly, the impedance in the centre is now highly reactive, and the reactance must be tuned out in order to match the aerial to the transmitter. One way of doing this is to construct the short dipole by folding a half-wave one as shown in Fig. 7. It is convenient to retain CD, the original centre of the dipole, as the reference point so that if the current distribution from A to F via CD remains sinusoidal the current at CD will be $\sqrt{2}$ times the current at BE and the radiation resistance only 6.05 ohms whereas the effective loss resistance remains very roughly at 0.65 ohms as in the half-wave case. The power wasted is now nearly 10% or a loss of about 0.4dB, which begins to be appreciable when added to the further small loss of 0.4dB for a short dipole, relative to a $\lambda/2$ dipole, as indicated in Fig. 4. In a given practical situation other factors may come into the picture; for example, since there is less length to support the adverse effects of shortening may be offset by the possibility of erecting the aerial at a greater height or of using thicker diameter conductors. This illustration is probably near the lower limit of size for an efficient

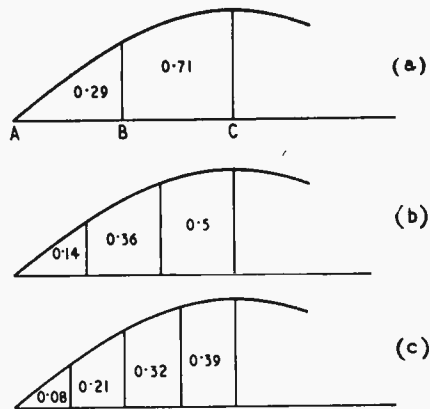


Fig. 6. Relative contribution of various segments of a sinusoidal current distribution to the total field strength.

transmitting aerial since the losses increase rapidly with further shortening; for example, a further halving of the length will reduce the radiation resistance at CD (Fig. 7) by a factor of 16 to only 0.4 ohms which would entail both poor efficiency and serious matching difficulties. As we shall see, this situation becomes much worse if the dipole forms part of a beam aerial system, and the shortest acceptable length is then correspondingly increased.

The argument has been simplified by ignoring certain effects caused by the discontinuity at BE. In general, these tend to increase the length of wire required for resonance, but leave the losses more or less unchanged. The portion BE-CD can of course be replaced by loading coils but, due to the proximity effect, i.e. eddy currents induced in each wire by adjacent wires, coils tend to have a lower Q than a high-impedance transmission line such as BE-CD, and the losses are therefore higher. Another important consequence of shortening is the reduction of bandwidth. A rough estimate of this can be

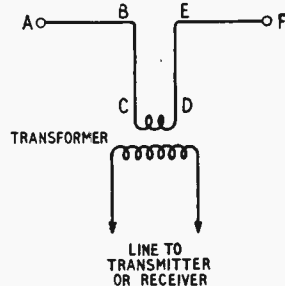


Fig. 7. Short dipole loaded to resonance by open-wire transmission line BE-CD. Inductance of transformer winding CD is neglected.

made quite easily. Suppose we have a resonant line, one quarter-wavelength long and open-circuited at the far end, as sketched in Fig. 9. If there are no losses the impedance measured between A and B will be zero, but if the length is changed by a small amount, $\pm b$ of a wavelength, a reactance of $\pm Z_0 \times 2\pi b$ ohms will appear at the terminals, Z_0 being the characteristic impedance of the line. Opening the line out to form a half-wave dipole involves no change of principle, although in typical cases it involves an increase of about 50% in Z_0 ; this, incidentally, is the reason for the change in resonant frequency which occurs when the line is

only partly opened out, as in Fig. 7, the reactance subtracted by shortening the radiator being 50% more than that added in the form of the resonant line BE-CD. The change in length, b wavelengths in a $\lambda/4$ line, is equivalent to a change of $4b$ times 100% in frequency so that the bandwidth of the aerial (defined by analogy with that of a tuned circuit) may be found as follows. We first obtain the "3-dB down" points by equating resistance and reactance, i.e. $2\pi bZ_0 = R_r$, so that b is given by $R_r/(2\pi Z_0)$. The separation of the two "3-dB down" points, as a fraction of the mean frequency, is therefore given by $8b$ or $(4/\pi) \times (R_r/Z_0)$. Z_0 varies in practice from about 400 ohms for a short, thick v.h.f. dipole to 1,100 ohms for a thin wire h.f. dipole, being

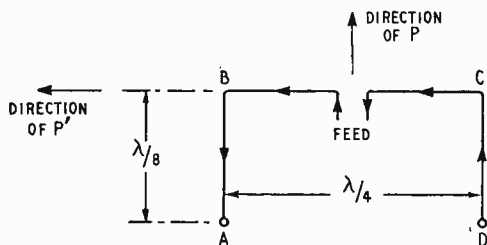


Fig. 8. Example of bent $\lambda/2$ dipole. Arrows indicate current flow.

equal to $276 \log_{10} (2 \times \text{length/diameter}) - 120$. (Ref. 8). For a typical "wire" dipole on Channel 1 (45Mc/s), we find a bandwidth of about $(4/\pi) \times (73/900) \times 45$ or 4.6Mc/s which is reasonably adequate but allows very little margin to cope with, for example, the reduction of bandwidth which would follow the addition of a reflector.

Since a half wavelength of line is equivalent to a 1 : 1 transformer the total length of the system could be increased from a quarter to three-quarters of a wavelength by adding feeder, but a given small percentage change in frequency would then change the effective length by three times as much and ignoring the change of Z_0 the bandwidth would be reduced by a factor of three. To sum up we find that shortening a dipole results in increased losses and reduced bandwidth in much the same proportion. These effects are aggravated by using resonant feeders, being roughly proportional to the total number of current loops in the system. A quarter-wave dipole would of course be quite useless for television, but is "broad band" in another sense, since with narrow-band signals it can be used efficiently over a wide range of frequencies subject to adjustment of tuning and matching whenever the frequency is altered.

We have seen how Fig. 6 enables the radiation resistance of dipoles to be estimated for a sub-harmonic of the resonant frequency, and intermediate lengths can be dealt with by interpolation. Fig. 6 can also be used to deal with the case of dipoles bent into odd shapes such as Fig. 8, which shows what might have to be done to a 14-Mc/s or 7-Mc/s dipole in order to make it fit into the width of a typical suburban garden; to evaluate this situation, suppose we have available a power W which produces a current I in a normal dipole. Let E be the field strength which this would produce at some point P . From Fig. 6(a) the same current in the bent dipole of Fig. 8 will give rise to a field strength $0.7E$ due to the current in BC; this corresponds to a radiated power of $W/2$

only. The currents in AB, CD produce fields which cancel at P but, due to the $\lambda/4$ -separation between AB and CD, add up in phase quadrature at P' to give a field $\sqrt{2} \times 0.3E$ which at first sight corresponds to a radiated power of 0.18W, but AB and CD on their own would constitute a beam aerial of the "8JK" type which, as described later, has a gain of 2.5 times. The radiation from AB, CD therefore corresponds to a power of only $0.18/2.5$ W, i.e. 0.072W. The total power radiated is therefore 0.572W, so that for radiation of a power W the current increases to a value $I/\sqrt{0.572}$. This means that the radiation resistance is down to 57.2% of 73 ohms, i.e. 41.8 ohms which is still a reasonably high value, and the field strength at P is reduced by only $\sqrt{50/57.2}$ or about 0.6 dB as compared with that from a normal dipole. What may at first sight have appeared to be an abstruse mathematical problem has thus yielded to a mixture of common sense and arithmetic, but with some loss of rigour since at intermediate angles the field due to BC is slightly modified by radiation from AB, CD and this in turn will have a small effect on the radiation resistance.

When adding the radiation from two or more dipoles, due account must be paid to differences not only of phase but also of polarization. When radiation takes place from a wire, the electric vector of the wave is parallel to the wire, and radiation from a vertical and a horizontal dipole adds in quadrature. **Power Gain.**—The majority of aerials are non-isotropic; this means, in terms of transmission, that they do not radiate the same amount of power in all directions. It follows that relative to an isotropic aerial radiating the same total power, they provide a gain in some directions and a loss in others. Ignoring for the moment effects due to the ground, i.e. assuming the aerial to be located in "free space," its gain and radiation pattern can be obtained from its geometry provided the relative magnitudes and phases of the currents flowing in the various parts of the system are known. The main essentials of the method have already been used to prove the near equivalence between a half-wave dipole and a short dipole. The same procedure can be applied to any number of aerial elements and used to obtain a complete radiation pattern, and hence the gain which is simply the ratio of the power radiated in the desired direction to the power averaged over all directions. Calculation of gain in this way is simple enough in principle, but laborious in practice, and it is tempting to look for a short cut. It has already been remarked that most of the energy is radiated between the "3-dB down" directions, and there is an obvious analogy between beam width of aerials and bandwidth of filters which provides encouragement for the idea of estimating gain from a simple comparison

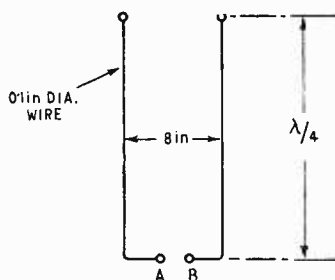


Fig. 9. Typical resonant line ($Z_0 = 600\Omega$). If length is changed by a small fraction b of a wavelength, or the frequency by $4b \times 100\%$ a reactance $2\pi b \times Z_0$ appears at AB.

of half-power beam widths. This is only admissible if the lobes which are being compared are similar in shape and account for most of the energy radiated, conditions which seem to be reasonably well satisfied with typical small beam aerials, although corrections are necessary in the case of more elaborate systems.

In the case of a receiving aerial in free space, it is plausible to suppose that the space in its vicinity is uniformly filled with signal energy so that the greater the volume occupied by the aerial, the more energy can be collected. The energy available in a given volume of space can be estimated from the field strength, and collected by filling the volume with dipoles connected together in such a way that the induced voltages are added in phase. In this way we arrive at the result that with a large array of elements the gain is proportional to the volume occupied. This is a useful concept but may need modifying to take account of multi-path and diffraction effects, or the presence of the ground, which can produce a non-uniform field distribution. Also, as will be seen, it is possible by introducing phase differences to obtain larger as well as smaller gains.

Another approach is to consider transmission from a pair of dipoles arranged so that their fields add in phase in a desired direction. If these are close together, appreciable power will be fed from one into the other; in other words there is mutual coupling, and the current in one will affect the current in the other, but for the moment let us imagine that the dipoles are far enough apart for this effect to be neglected. Suppose that a total power W is available which, when applied to a single dipole, produces a current I and in consequence of this a field E at some distant point P . If now this power is shared equally between the two dipoles, each will produce a field strength $E/\sqrt{2}$ and these fields added in phase give $2E/\sqrt{2}$, i.e. $\sqrt{2} \times E$ which represents a power gain of 2 times, or 3dB. Extending this argument to N dipoles gives a power gain of N . The requirement of adequate spacing means that the volume occupied by the array tends to be proportional to N , so that once again we find gain proportional to volume, but with the added proviso that it cannot exceed N . To establish this relation in numerical terms, it remains necessary to find the minimum allowable spacing between elements; this can be done with the aid of published tables of mutual impedance, but it is instructive to return to the geometrical approach, and Fig. 3 provides a good example of this. Half a wavelength is a convenient value for d since with half-wave dipoles it brings A' and B together and allows them to be fed from a single feeder, so let us investigate the gain under these conditions.

For any value of θ , the distance XY can be determined either graphically as shown or from the relation $XY = d \sin \theta$. Expressing XY in wavelengths, it can be multiplied by 360 to obtain the corresponding phase shift in degrees, and the field produced at P can be obtained by graphical addition as shown in Fig. 10 or, if $E_1 = E_2$ —

$$\text{(from the formula)} E_p = 2E_1 \cos \alpha/2$$

If θ is 30° , XY is $\lambda/4$, $\alpha = 90^\circ$, and $E_p = \sqrt{2} \times E_1$, which represents a 2 : 1 drop in power compared with direct addition of the two voltages.

It is also necessary to allow for the directional properties of the individual dipoles, which, as already discussed, reduce the field by 13% at 30° . The beam width between half-power points is

therefore slightly less than 60° , and the gain compared with a half-wave dipole, based on the ratio of half-power beam widths, is therefore slightly more than $90/60$, or 1.5 times. More precise calculations give a gain of 1.6 times, the gain being less than 2 because of mutual interaction between the elements which can be estimated as follows: if R'_r is the effective radiation resistance of each element, and I the current, the power radiated is $2I^2R'_r$. For a single dipole, with current I_D and radiation resistance R_r , the power radiated is $I_D^2R_r$. With no interaction, $R_r = R'_r$ so that for equal powers in the two cases $I = I_D/\sqrt{2}$ and, as we have seen, there is a gain of 2. If the gain is less than this, the current must also be less, otherwise we should fail to satisfy the condition that the field strength is proportional to the mean current multiplied by the length of wire through which it flows. In this case, therefore, the current is less than $I_D/\sqrt{2}$ by the factor $\sqrt{1.6/2}$ and R'_r must therefore be equal to $(2/1.6)R_r$. For a pair of half-wave dipoles, therefore, R'_r becomes $73/0.8 = 93$ ohms, so that the proximity of one element increases the radiation resistance of the other by 20 ohms; in other words there is a mutual resistance of +20 ohms. This example demonstrates the interdependence of gain, beam width, radiation resistance, and mutual impedance, and shows that any one of these quantities can, in principle, be used to obtain the others; in particular, given the mutual resistance as a fraction of the radiation resistance the whole example could be worked backwards and the

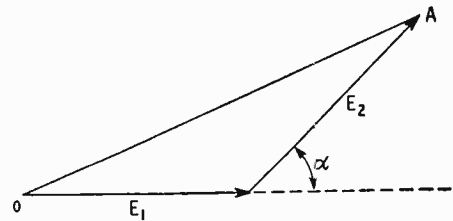


Fig. 10. Vector addition of two fields. E_1 represents field at P due to element $A'B'$ of Fig. 3. E_2 represents (same scale) field due to $A'B'$. Angle α is the relative phase of the two fields and is equal to $360^\circ \times d/\lambda \cos \theta$. The field strength at P is proportional to length OA . Similar procedure is applicable to any number of field components when relative magnitudes and phases are known.

gain calculated exactly. In the case of beam width, however, the argument rests on rather crude assumptions and should not be applied too literally.

The case of a broadside array, Fig. 11(a), can be treated in a similar way except that the radiation pattern differs from that of the dipole in both horizontal and vertical planes and must therefore be estimated for both. In this case we obtain the interesting result that the gain is *more* than two; in other words the mutual impedance can increase the gain as well as reduce it, and in large arrays of dipoles spaced by $\lambda/2$ such effects are likely to even out so that the gain tends to N approximately. In general, for collinear and end-fire elements spaced $\lambda/2$ the gain is between 1 to 2dB less than N , and for broadside elements about 1 to 2dB more than N . Large systems of this kind are unlikely to concern the non-professional reader, but the principles apply equally to small beam aerials such as those used for amateur communication or for TV

reception. These are mostly of the end-fire variety (Fig. 11(b)), using two or more $\lambda/2$ elements with spacings between about $\lambda/8$ and $\lambda/4$. Assuming two such elements and working out the radiation pattern and gain as for the collinear elements, but introducing a phase shift between the currents, some interesting facts emerge. The maximum gain is relatively large (nearly 4 times), no longer coincides with in-phase addition of the two fields in the desired direction, and is critically dependent on the phase shift, being a maximum when the currents are nearly out of phase. Remembering that the dipoles can, in principle, be as short as we like to make them, and have in fact been assumed short for purposes of calculation, we reach the conclusion that an aerial of small dimensions is able to collect the signal energy from a relatively large volume of space.

At first sight this may seem contrary to nature, and to reconcile it with previous concepts requires a new physical picture; this can be obtained by going back to first principles and restating the purpose of the exercise, which is to concentrate the energy in the desired direction at the expense of others.

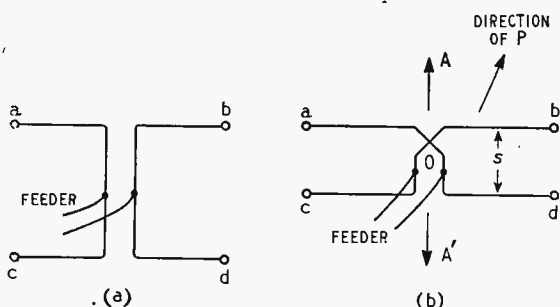


Fig. 11. With a broadside array (a) elements *ab*, *cd* are fed in phase. Maximum radiation takes place in direction at right angles to plane of the paper. "End-fire" array (b) is of the "8JK" type and elements are fed anti-phase and maximum radiation is in directions *OA*, *OA'*.

This can be done either by making the fields add up in the desired direction as already described, or by making them cancel each other in the undesired directions. To make them add in one direction but not in others it is necessary, as we have seen, to have large aerial dimensions so that a small departure from the wanted direction produces substantial differences in path length for the different elements and corresponding phase shifts. With the second approach, however, there is no lower limit to the spacing; if the elements are close together, cancellation of fields in one direction obviously means near cancellation in all others, but this does not restrict the radiation of energy which is concentrated in the directions for which cancellation is least effective, for the simple reason that there is nowhere else for it to go. Since, however, the actual field is the difference between nearly equal and opposite fields, it follows that the element currents must be large, the radiation resistance and bandwidth small, and the situation analogous to the case of a high-Q circuit which is able to extract all the available energy from (or deliver its energy to) another circuit to which it is only very loosely coupled.

This can be understood more clearly by a simple example. Consider a horizontal end-fire array of

two closely spaced elements, as in Fig. 11(b), with the elements fed in opposite phase. This arrangement is well known in amateur radio circles as the "8JK" aerial. Radiation in the upward and downward directions is zero, but in the directions *OA*, *OA'*, cancellation is incomplete because of the phase shift ($s \times 360^\circ$, where s is measured in wavelengths). In a direction such as *OP* radiation is reduced in the normal way by $\cos \theta$ where $\theta =$ angle *POA* and also by as much again because, viewed from *P*, the elements appear to be closer together by this amount. We thus have radiation patterns given by $\cos^2 \theta$ in the horizontal and $\cos \theta$ in the vertical plane. Putting $\cos^2 \theta = 1/\sqrt{2}$ we have (for the half-beam widths) $\theta = 32^\circ$ so that as compared with a dipole, the horizontal lobes are narrowed in the ratio 32/45 and the vertical pattern is narrowed from 360° to a total of 180° from which we might expect a power gain of 90/32 or 4.5dB.

Once again we find that this method of calculating gain, crude though it is, has given an answer very close to the right one (4.2dB), but the main point to note is that the calculation takes no account of the length or spacing of the elements and the gain is therefore independent of the physical size of the aerial system, provided, of course, the dimensions are not too large and that the losses are constant or negligible.

Let us now assume some values for current, say 1A in each element, and spacing, say $\lambda/8$ which produces a phase difference ϕ_0 in the line-of-fire of 45° . Since we start with the currents 180° out of phase, this makes α , Fig. 10, equal to 135° and putting $E_1 = E_2 = 1$ we find that *OA* is only $2 \sin 22\frac{1}{2}^\circ$ or 0.76. In other words the field produced is no greater than could be obtained by a current of 0.76A flowing in a single dipole. We now know, however, that the field strength is 4.2dB, or 1.6 times in voltage, greater than that produced by a dipole, so that the same power applied to the dipole would result in a current of only 0.76/1.6 or 0.475A. To obtain the radiation resistance R_r for each element, therefore, we have to equate $2 \times 1^2 \times R_r$ to $(0.475)^2 \times 73$, which makes R_r only 8.1 ohms. Halving the spacing would call for twice the current and bring the radiation resistance down to only about 2 ohms, the bandwidth being now very narrow and the losses probably serious. As this process is continued, the point is reached where a small inequality in the currents produces a larger out-of-balance component than does the phase shift, and the radiation pattern then reverts to that of a dipole. The allowable inequality is directly proportional to spacing and would appear to be in the region of 10% to 20% for a separation of $\lambda/8$. Halving the length as in Fig. 7 would bring the radiation resistance down by the same ratio as in the case of the single element, i.e. from 8.1 to 0.7 ohms.

With two modifications, the "8JK" aerial can be converted into a conventional H aerial. Let it be supposed that the current in the lower element of Fig. 11(b) is given a phase lag equal to ϕ_0 ; for the direction *OA'* the phase shift is now $\phi_0 - \phi_0$, i.e. zero, and there is no radiation, whereas for the direction *OA* the phase shift is $2\phi_0$, the field for a given current is twice what it was for the "8JK" arrangement, and the beam is now unidirectional with an infinite front-to-back ratio. As θ varies, the phase shift varies as $(\phi_0 + \phi_0 \cos \theta)$ instead of

(Continued on page 65)

as $\phi_0 \cos \theta$, so that the forward pattern is now broader. This, together with some radiation upwards and downwards, accounts for the energy previously radiated in the direction OA', and the gain is more or less unchanged. Because the phase shift is doubled, however, the radiation resistance is four times as large, accurate balancing of the current amplitudes is less important, and parasitic excitation of one element from the other, as in the H array, is acceptable.

REFERENCES

¹ F. R. W. Strafford, "Measuring TV Aerial Performance" *Wireless World*, February, March and June 1958.
² L. A. Moxon, "Two-Element Driven Arrays," *Q.S.T.* July 1952.

³ A. Bloch *et al*, "A New Approach to the Design of Super-Directive Aerial Arrays," *Proc. I.E.E.* Part III, September 1953.
⁴ N. Yaru, "A Note on Super-Gain Antenna Arrays," *Proc. I.R.E.* Vol. 39, September 1951.
⁵ D. G. Reid, "The Gain of an Idealized Yagi Array" *J.I.E.E.* Part IIIA, Vol. 93, 1946, p. 564.
⁶ W. Walkinshaw, "Theoretical Treatment of Short Yagi Aerials" *ibid.*, p. 598.
⁷ L. A. Moxon, "Noise Factor," *Wireless World* December 1946.
⁸ F. E. Terman, *Radio Engineers' Handbook* (1943), p. 864.

(To be concluded.)

Transmitting Magnetic Compass

BY comparison with the gyro compass the magnetic compass has hitherto suffered from the disadvantage that it does not lend itself readily to the addition of repeaters.

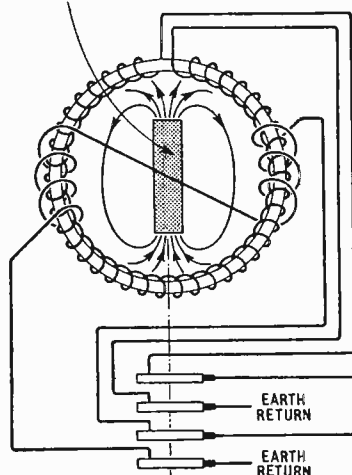
In the Kelvin-Hughes Transmitting Magnetic Compass a standard magnetic compass is used and all necessary attachments are external to the compass bowl. Below the bowl is mounted a rotatable detector unit, which is essentially a toroidal transformer wound on a Mu-metal ring with the primary covering completely the ring. The two halves of the secondary winding are comparatively short and are placed diametrically opposite each other. The primary is energized with a critical saturation current from a 200c/s oscillator (of the thermistor-stabilized Wien bridge type). As the Mu-metal ring is saturated any output from the secondary coils would be at 400c/s; but no output appears as long as the field about the Mu-metal ring is symmetrical with reference to the secondaries because these are series-connected in opposition. This is the case when the compass magnet lies "in line" with the major axis (circumferential) of the secondary coils; but as soon as the field is disturbed so as to become asymmetrical about the secondary coils the balance between their individual outputs is disturbed and cancellation no longer occurs. With the value of primary current and wind-

ing characteristics used this output is of the order of 5 to 10mV per degree of deflection of the compass magnet from the null point: it rises to a maximum at 90° deflection, the phase (advanced or retarded) depending on the "sense" of deflection. The 400c/s signal from the secondary coil is passed to a power amplifier which feeds one winding of a two-phase motor whose rotation is geared to the detector coil assembly. The other phase of the motor is fed continuously with 400c/s derived, by a bi-phase rectifier and wave-shaping circuit, from the 200c/s oscillator. Thus the motor is caused to turn as soon as the compass magnet swings away from the null position, the direction of rotation depending on the relative phase of the two 400c/s signals and tending to bring the detector coil to the new null position. Although the amplitude of the secondary-coils output falls to zero for the 180° out of phase condition of the follower mechanism and compass card, in practice the system cannot lock in this position as the phase of any error signal from the secondary windings tends to drive the follower motor away from this null position. In any case, it is virtually impossible to reach accidentally this state of affairs as the ship cannot turn faster than the servo system.

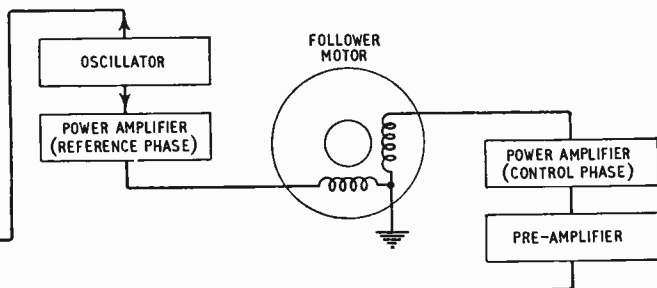
The motion of the detector coil is coupled to a step-by-step transmitter, whose output is used to operate the repeaters placed throughout the ship; the gear ratio on this is such that the repeater cards move in 10-minute steps. The transmitted information can, naturally, be used for such purposes as the control of a "north-up" radar display.

The equipment has been fully type approved by the Admiralty Compass Observatory at Slough for use as a Ship's Standard Navigational Compass and a typical installation costs about £800 to £1,000.

COMPASS MAGNET POSITION AT NULL



Simplified schematic diagram of transmitting magnetic compass.



The Bifilar-T Circuit

An Important Filter Investigated from First Principles

By THOMAS RODDAM

ON and off during the last two years I have thought that I should write something about the circuit which television receiver designers call the bifilar-T trap. This circuit made its appearance in 1956 in an American colour television set and was immediately analysed in editorials in the April and May, 1956, issues of *Wireless Engineer*. You might say that it is not for the likes of me to go shoving in on the tail of better men, but the analysis there was confined to the specific needs of television and did not really worry about the general problem of design. A more recent article in the same journal (now entitled *Electronic and Radio Engineer*) for July, 1958, follows much the same lines, and at one point the authors announce cheerfully that the ratio of two inductances

may be anything between 2 and 6 or, they add, presumably higher. Surely, I thought, it should be possible to find a best value.

When I came to take a fresh look at the bifilar-T I realized that if nobody was breathing down my neck and telling me how new and clever it was it became immediately recognizable as an old friend. This had, indeed, already been pointed out in the correspondence columns of *Wireless Engineer* (July, 1956, issue), but I, like everyone else dealing with the circuit, overlooked this reference: not everyone else, perhaps, because someone has borrowed my copy of this issue and has not returned it. However, the circuit is important enough to merit a complete survey, and this one, prepared away from all the references, has at least the merit of being based on almost first principles.

The standard way of drawing the bifilar-T circuit is shown in Fig. 1. The centre-tapped coil is wound as a bifilar structure so that the coupling between the two halves is the maximum possible. The sort of performance which this circuit gives is shown in Fig. 2 and the characteristic feature claimed for the circuit is the extremely sharp rejection at the sound carrier. I do not believe that the circuit really does give a gain of 6dB, which was my first reaction to Fig. 2; it seems that the 34.65-Mc/s level has been taken as an arbitrary zero. Nor does the circuit provide all the rejection at other frequencies, for Fig. 2 is an overall receiver characteristic. Still, it is a good sharp notch, and they say that it's the bifilar-T that is responsible.

Given Fig. 1 and a reasonable amount of application, a series of $T-\pi$ and $\pi-T$ transformations brings you to a rather frightening-looking π -section having as its top arm the parallel combination of a negative inductance, a negative capacitance and a positive resistance with a positive inductance and a positive resistance. Equating the resistances and fiddling about, we finish up with an anti-resonant circuit with negative L and C. This, we must assume, will give an infinite impedance at the stop frequency: it also brings the average designer to a full stop.

Suppose that we start again and that we begin by reaching for Volume II of Guillemin, Communica-

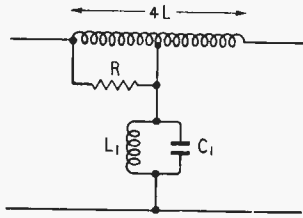


Fig. 1 Essentials of the bifilar-T circuit.

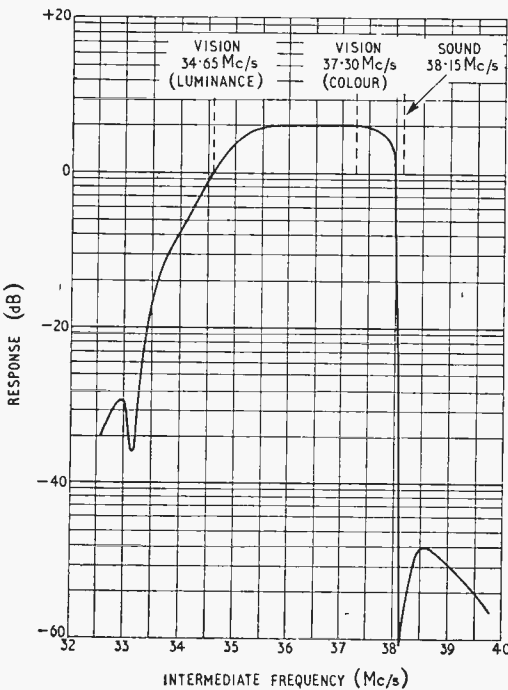
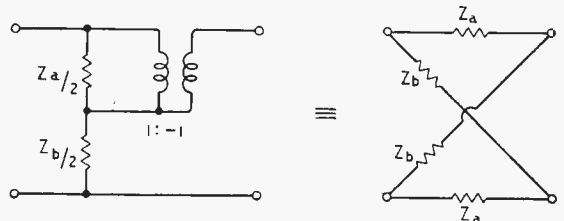


Fig. 2 Overall response curve of a colour television receiver incorporating the bifilar-T circuit as a sound-channel rejector.

Fig. 3 One of the classical equivalences. The transformer is ideal.



tion Networks. I cannot give a page reference because as I write I am admiring the way the rain conceals the cloud hovering over the snow on a neighbouring Alp. Some, but not all, of the hay is in. However, even though I have no reference books handy, I can give you a rather interesting circuit equivalence, and it is shown as Fig. 3. This, in fact, is a circuit which Caver found very attractive and it made a frequent appearance in his work.

This is almost the whole story. At least, so I thought until I started to sketch out the figures which form the development of the story. Let us see what happens when we try to convert Fig. 1 into a circuit we know all about. The first step is to make use of the equivalent in Fig. 3 and this you will find in Fig. 4. The loss in the coil L_1 has now been introduced as a parallel resistance R_1 . If there were no loss in L_1 , we should not need R : indeed there is no end to what we could do if we had a perfect coil. The assumption that all the losses can be lumped together as a single constant parallel resistance is one which we always make in these resistance compensation circuits. So long as we are only interested in the notch itself it is, of course, valid, but the reader who is concerned to see where it breaks down should refer to a paper by W. P. Mason in the October, 1937, issue of the *Pell System Technical Journal*, in which Mason criticizes severely the assumption by V. D. Landon that the advantages of resistance cancellation could be obtained over a substantial band-width.

Another Network Theorem

Now, back to our circuit. There is another network theorem, due, I think, to Norton and shown in Fig. 5. This enables us to remove a parallel element which appears in both arms of the lattice and bring it out to the end, or vice versa as we shall see in the course of our explorations. Our first use of the theorem will demonstrate the most common application. When we look at the lattice of Fig. 4 and think about taking out the loss resistance terms we see that if we make $2R = 2R_1$, the network which remains will be purely reactive. It would have led to the same result to have taken out, say, $2R$, leaving $2R_1$, and $-2R$ in parallel in the diagonals and then to have said let's make this infinite. Anyway, we now progress to Fig. 6. The two resistance elements at the ends will be absorbed into the source and load resistances and we have a neat little reactance lattice which is pretty obviously a single filter network. Just what sort of a filter it will be I cannot for the moment remember, because one does not use lattice networks in everyday design. Fortunately, with the lattice network it is very easy to discover just what its characteristics are without doing any mathematics: someone has done the mathematics, of course, and you can always go off and read the theory in detail. What we need here, though, are some simple rules.

Consider the lattice in Fig. 3. You can unfold the network about a fold line passing through either the left-hand or the right-hand pair of terminals and you will recognize immediately a simple bridge. This bridge is balanced if $Z_a = Z_b$, so that in filter language this is the condition for infinite attenuation. If Z_a is nearly equal to Z_b , the bridge is nearly balanced, the filter is giving some attenuation. Since we are thinking in terms of classical filters the

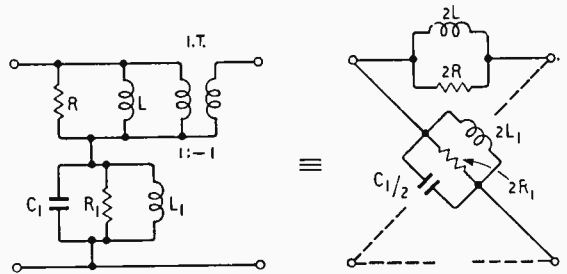


Fig. 4 Applying the equivalence of Fig. 3 to the circuit of Fig. 1. The dotted arms are the same as the corresponding arms shown in detail.

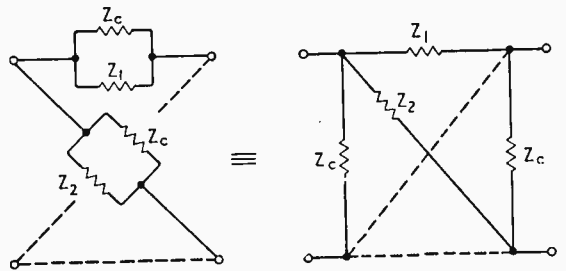


Fig. 5 One of a pair of network equivalences which are useful in dealing with loss and capacitance elements.

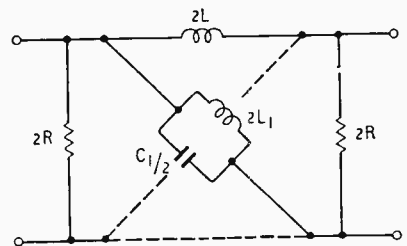


Fig. 6 Applying the equivalence of Fig. 5 to the lattice in Fig. 4.

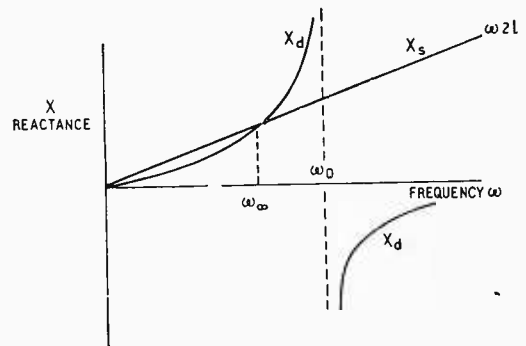


Fig. 7 The reactance characteristics of the series (X_s) and diagonal (X_d) arms of the lattice in Fig. 6.

Z 's are pure reactances, of course. For mnemonic purposes it is sufficient to remember that a filter has two kinds of behaviour, passing and stopping, and that in a lattice the distinction is made by whether the resistance signs are the same or different at the frequency in question. That is why I was not

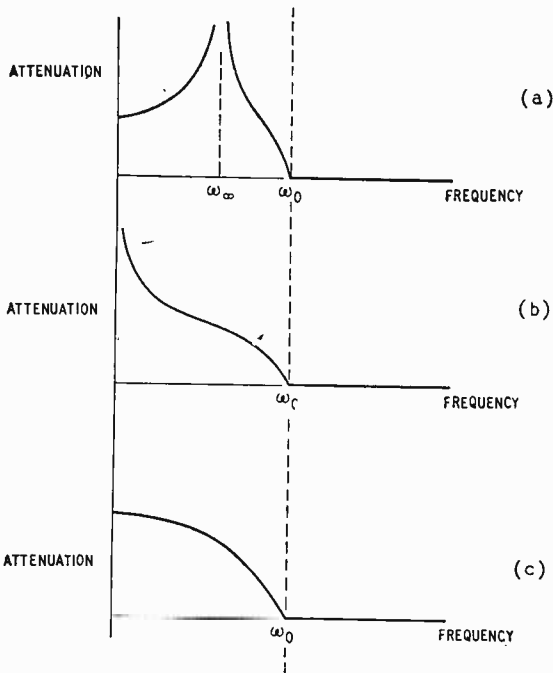


Fig. 8 Attenuation characteristics derived from Fig. 7.

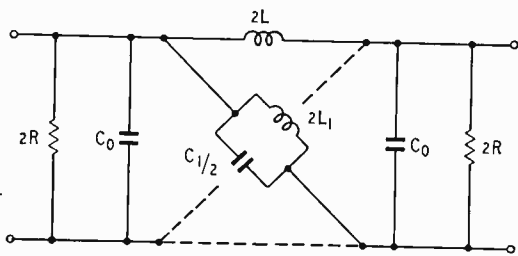


Fig. 9 The end capacitances have been added to the equivalent circuit of Fig. 6.

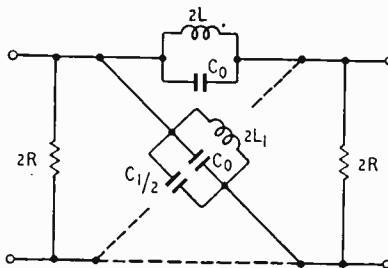


Fig. 10 Using the equivalence of Fig. 5, C_0 is brought from the ends into the lattice itself.

perturbed to find that I could not remember what sort of filter we have in Fig. 6. We can soon find out.

The two reactance characteristics are sketched out in Fig. 7. The series arm, with its impedance of $j\omega \cdot 2L$, is a straight line of slope $2L$. The diagonal arm shows the usual $x/(1-x^2)$ form, with its infinite point, at which it moves across from $+\infty$ to $-\infty$, at ω_0 . At zero frequency it is obvious that $C_1/2$ cannot have any effect, so the slope of the reactance characteristic here must be simply $2L_1$. As you can see, I have drawn the characteristics for the condition $L > L_1$, and as a result the two curves cross at the point ω_∞ . If L_1 is increased or L decreased, and in the first case C_1 modified to keep ω_0 constant, the point of intersection will slide to the left until, with $L_1 = L$, the two curves are touching at the origin only and then, with $L < L_1$, they never really meet at all.

I must digress here to point out that here there is a need to distinguish between zero frequency and d.c. In circuit analysis it is best to regard d.c. as something associated with the external energy supply and having as its main feature the fact that it is

neutral, colourless, like a Chestertonian waiter or postman. Zero frequency, on the other hand, involves a pent-up dynamism which is more clearly understood if you consider the period as the basic concept. For many problems one cycle per second is as good as z.f., for most, one cycle per day. A bold man might quibble about one cycle per year and we can bid him up towards infinity without ever needing to reach it. I am dealing with this point here because it is important to ω and because misunderstanding appears to be widespread.

Going back to Fig. 7, we must try to sketch out the attenuation characteristics of the filter. Above ω_0 the reactances X_d and X_s are of opposite sign, so that the attenuation is zero; below ω_0 the reactances have the same sign, so that there is attenuation. The boundary between these two regions, ω_0 , is the cut-off frequency. Furthermore, at ω_∞ the two reactances are equal, so that the attenuation is infinite, and at zero frequency the reactances are in the ratio L/L_1 so that the attenuation is finite. Drawing it out we arrive at Fig. 8(a). As we make L and L_1 more nearly equal we move ω_∞ to the left until when $L = L_1$ we have the condition shown in Fig. 8(b). If L_1 is greater than L we get Fig. 8(c).

You will see why I found my first sketches of these characteristics disconcerting. Fig. 8(a) is quite certainly a high-pass filter with a single frequency of infinite attenuation: Fig. 2 calls for a low-pass filter. Someone seems to have been up to some monkey

business somewhere. With some relief I found that Messrs. Hendry and McIntosh, in the July, 1958, issue of *Electronic and Radio Engineer*, showed for the audio frequency basic bifilar-T circuit a response which, but for a mismatch bump we can discuss later, is very like Fig. 8(a). It is the other way up, because they have measured response, but it is the same shape.

Valve Capacitances

This situation is particularly distressing because I had hoped that at this point I should be embarking on the agreeable task of discussing the design rules which would enable us to predict rather more of the response of a bifilar-T than its notch. Now even the notch has moved over to the wrong side of the pass band.

We are left with the rather unpleasant thought that perhaps someone has blundered, perhaps we have been analysing the wrong circuit. We have taken no account of leakage inductance, for example. Remembering that this circuit appeared first in the intermediate frequency section of a television receiver, my own instinct leads me to suggest that

there are some valve capacitances to be considered. In the second *Wireless Engineer* editorial the valve capacitances are, of course, included in the calculation, but it is not pointed out that they play this rather important part in shape determination. This guess is confirmed by some of the results of Hendry and McIntosh, though I don't really find it easy to follow their mathematics. Anyway, let us draw Fig. 9, which is Fig. 6 with end capacitances added.

Now is the time to make use of the network equivalent of Fig. 5 in reverse. We can take the capacitance elements C_0 away from the ends and put them into the lattice, to give us the network shown in Fig. 10. At first it looks as though the variations on the reactance plots of the kind we used in Fig. 7 would be so many that one might as well give up. When we come to draw them out, however, we find that with a systematic approach the reactance diagrams are quite easy to arrange into their places. For the sake of generality let us assume that the capacitance in parallel with $2L_1$ is C_0 , and that it may have any value whatever. Later we can impose the condition that it should be greater than C_0 . It turns out to be easier still if we consider just two anti-resonant circuits $L_A C_A$ and $L_B C_B$ in which $L_A > L_B$. The reader who asks, "but what if $L_B > L_A$?" is requested to go smartly through the diagram changing round the lettering: the shapes will not alter.

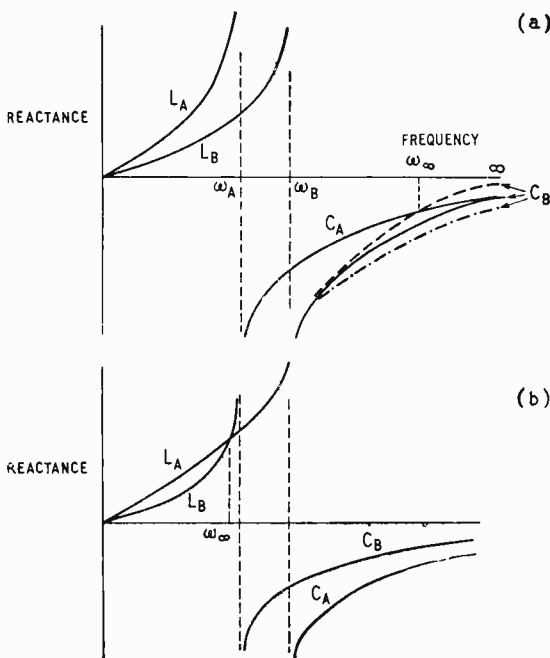


Fig. 11 Reactance diagrams for the generalized form of the lattice in Fig. 10.

The anti-resonant frequency of $L_x C_x$ is ω_x , where x is either A or B. First let us assume that $\omega_A < \omega_B$. This enables us to draw the left-hand half of Fig. 11(a). Now since $L_A > L_B$ and $\omega_A < \omega_B$ it is perfectly possible that $C_A = C_B$. The solid curves in the right-hand half of Fig. 11(a) show this condition, with the

two reactance curves meeting at $\omega = \infty$. But C_B could be a little less or a little greater than C_A without making the other two conditions inconsistent. If C_B , which is the one I have chosen to vary, is less than C_A the reactance curves do not meet, but if it is greater than C_A they cross at some frequency ω_x . These two possibilities are dotted on Fig. 11(a).

Suppose now that $\omega_A > \omega_B$. The reactance curves must cross in the left-hand part of the diagram, as you can see in Fig. 11(b). Since $L_A > L_B$ and $\omega_A > \omega_B$ there is no choice left, C_B must be greater than C_A and we can sketch in the right-hand side of Fig. 11(b). Let us consider what happens as we increase L_B in this diagram, keeping ω_B constant. C_B will still be less than C_A , so we need not worry about the right-hand half of the diagram. The cross-over point ω_x will slide to the left until, with $L_A = L_B$, it occurs at the origin.

Attenuation Characteristics

Now we have all the information we need for drawing the attenuation characteristics. Making use of our rule that when the reactances are of opposite sign the attenuation is zero, and that when the reactances are equal it is infinite, it becomes a very easy matter to sketch out Fig. 12. Now we find we have a band-pass filter with band edges at ω_A and ω_B and with a single peak which may be above or below the band.

In our binlar-T we have $L > L_1$, so that L is L_A and L_1 is L_B . Looking at Fig. 10, we obviously have $C_B > C_A$. These conditions can be satisfied by curves in both Fig. 11(a) and Fig. 11(b), but they do ensure a single attenuation peak, which may at choice be above or below the pass-band.

The attenuation curves of Fig. 12 remind us that we are dealing with filters of classical design and that all we really need to do is to take down from the shelf the appropriate reference book, work out the ladder network we want and then make use of Bartlett's bisection theorem to turn it into a lattice. I do not propose to do our example in this way, because I cannot for the moment reach the shelf. Let us stick to first principles for the moment.

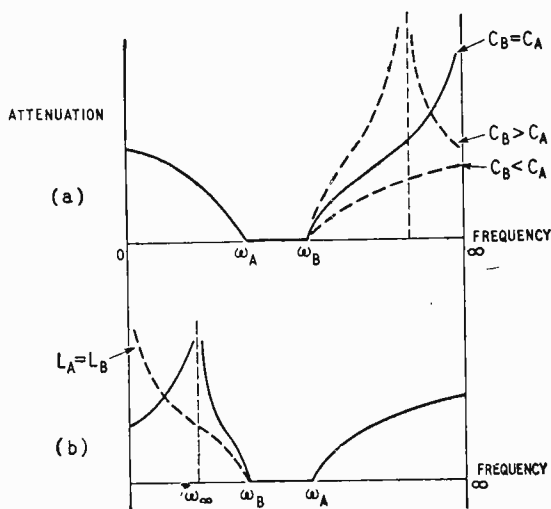


Fig. 12 Attenuation curves derived from Fig. 11.

The impedance of each arm of the lattice can be written as

$$Z_x = j\omega L_x / (1 - \omega^2 L_x C_x) = j\omega_x L_x \cdot (\omega/\omega_x) / [1 - (\omega/\omega_x)^2]$$

We are especially interested in the point $\omega = \omega_\infty$, when $Z_A = Z_B$, so that

$$\omega_A L_A \cdot \frac{\omega_\infty / \omega_A}{1 - (\omega_\infty / \omega_A)^2} = \frac{\omega_B L_B \cdot \omega_\infty / \omega_B}{1 - (\omega_\infty / \omega_B)^2}$$

$$\text{so that } \frac{L_A}{L_B} = \frac{1 - (\omega_\infty / \omega_B)^2}{1 - (\omega_\infty / \omega_A)^2} = \frac{1 - (f_\infty / f_B)^2}{1 - (f_\infty / f_A)^2}$$

Looking at Fig. 2 in order to put in some number we might guess

$$f_A = 35 \text{ Mc/s} \\ f_B = 38 \text{ Mc/s} \\ f_\infty = 38.15 \text{ Mc/s}$$

so that we cannot just use a slide rule.

If x is small, $(1+x)^2 \approx 1 + 2x$. Thus

$$\frac{L_A}{L_B} = \frac{(38.15/35)^2 - 1}{(38.15/38)^2 - 1} = \frac{(1 + 3.15/35)^2 - 1}{(1 + 0.15/38)^2 - 1}$$

$$= \frac{1 + 6.3/35 - 1}{1 + 0.3/38 - 1} = \frac{6.3}{35} \cdot \frac{38}{0.3} = 22.8$$

If we write $L_A/L_B = \kappa$ it is a few simple steps to derive the expression

$$\frac{\kappa - 1}{f_\infty^2} = \frac{\kappa}{f_B^2} - \frac{1}{f_A^2}$$

So long as κ is large, therefore, the peak at f_∞ is fixed mainly by f_B and only slightly by f_A . The form

$$\frac{1}{f_\infty^2} = \frac{\kappa}{\kappa - 1} \cdot \frac{1}{f_B^2} - \frac{1}{\kappa - 1} \cdot \frac{1}{f_A^2}$$

shows that κ is not very critical, for if we moved from $\kappa = 22$ to $\kappa = 20$ the term $\kappa/(\kappa - 1)$ would change by an amount far too small to work out on a slide-rule: it is, in fact, about $\frac{1}{2}\%$.

I must confess that this result has surprised me. Lattice networks have the reputation of requiring excessively high precision in their elements but obviously this is not true of this particular case. Notice, though, that if κ were much greater than unity both f_A and f_B would shift f_∞ a great deal, and small changes in κ would be very important.

The expression given above for the ratio of the two inductances, together with the two equations for the anti-resonant frequencies which determine the capacitances, leave us with only one factor to be determined when we are attempting to design a bifilar-T trap. The relationship between the elements

is known: what we need to find now is the scale factor. This is what we call in classical filter language the characteristic impedance and is, if my memory is correct, equal to the square root of the product of the arm impedances. We have, then,

$$Z_0^2 = -\omega_A L_A \cdot \omega_B L_B \frac{\omega/\omega_A}{1 - (\omega/\omega_A)^2} \cdot \frac{\omega/\omega_B}{1 - (\omega/\omega_B)^2} = -L_A L_B \cdot \frac{\omega_A^2 \omega_B^2 \omega^2}{(\omega_A^2 - \omega^2)(\omega_B^2 - \omega^2)}$$

This is now rearranged as

$$Z_0^2 = -L_A L_B \cdot \frac{\omega_A^2 \omega_B^2 \omega^2}{(\omega_A + \omega)(\omega_A - \omega)(\omega_B + \omega)(\omega_B - \omega)}$$

At the centre of the pass-band we can write

$$\omega = \omega_A + \omega_{bw}/2 = \omega_B - \omega_{bw}/2$$

and then, provided that the bandwidth ω_{bw} is fairly small compared with ω_A and ω_B , we can easily derive:

$$Z_0^2 = L_A L_B \cdot \frac{\omega_A^2 \omega_B^2}{\omega_{bw}^2}$$

Since we know the ω 's and are going to choose Z_0 , we rearrange this to give

$$L_A L_B = \frac{\omega_{bw}^2}{\omega_A^2 \omega_B^2} \cdot Z_0^2$$

which combined with our previous expression

$$\frac{L_A}{L_B} = \kappa$$

gives us

$$L_A = \frac{\kappa \omega_{bw}}{\omega_A \omega_B} \cdot Z_0$$

and, of course, $L_B = L_A/\kappa$.

When we look back to Fig. 10 we see that the lattice is terminated by a "built-in" load of $2R$ at each end. Even with ideal source and load conditions, then, we cannot work with Z_0 more than $2R$. Let us write $\omega_A \omega_B = \omega_0^2$, where ω_0 is near enough the middle of the pass-band. We have then

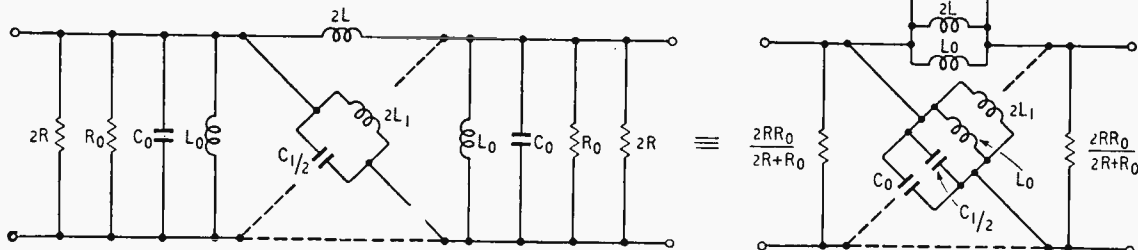
$$L_A = \frac{\kappa \omega_{bw}}{\omega_0^2} \cdot Z_0 \text{ and } L_B = \frac{\omega_{bw}}{\omega_0^2} \cdot Z_0$$

$$\text{or } \frac{\omega_0}{2\kappa \omega_{bw}} = \frac{R}{\omega_0 L_A} \text{ and } \frac{\omega_0}{2\omega_{bw}} = \frac{R}{\omega_0 L_B}$$

These two expressions define for us the Q-factors we must have in our coils to meet the basic requirement that the filter should be matched at band-centre by its own losses. In practice, of course, we never design this sort of filter to match the load impedances at band-centre because this gives us a rather rounded cut-off. It is possible that in an i.f. strip we might be happy about this, because we could use a double-humped characteristic in

(Continued on page 71)

Fig. 13 Parallel resonant end circuits merely modify the lattice elements without adding functional complexity.



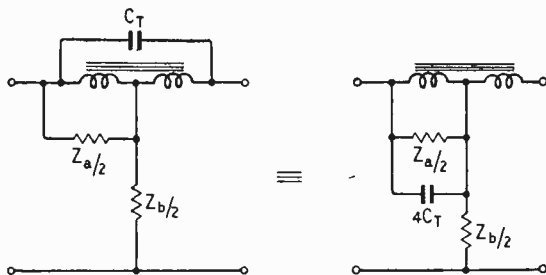


Fig. 14 A top-coupling element, such as inter-winding capacitance, is transformed to appear in parallel with $Z_{a/2}$ and thus appears (doubled) in parallel with the series arms of the lattice.

another interstage coupling to correct the rounding. We can make this circuit double-humped by the use of circuits of higher Q-factor than indicated by the expression above.

In the use of the bifilar-T circuit to couple together two parallel resonant circuits, everything sounds even more complicated until you look back at Fig. 5 again. Clearly it is just a matter of repeating the step from Fig. 9 to Fig. 10, but now we bring those inductances in too, putting L_0 , the new inductance, across each bridge arm too. This operation is carried out in Fig. 13, without the final reduction of the parallel inductances to a single

value. In the analysis above the terms L_A and L_B are now

$$L_A = 2LL_0/(2L + L_0)$$

$$L_B = 2L_1L_0/(2L_1 + L_0)$$

You will see that when we need to have $L_A/L_B \approx 20$ it will be necessary that L_0 should be very much greater than $2L$. No doubt we must have these inductances at the ends in order to get the supplies to the valves, but they do not really add to the functional complexity of the circuit. We are therefore not getting our money's worth in extra performance because we are only using two coils in parallel to do the work of one.

One problem which may arise in the construction of a bifilar-T trap is the capacitance between the windings of the transformer. This capacitance actually appears in the lattice in quite a convenient way which can be found from another lattice equivalent given by Guillemin. I prefer, however, to draw the circuit of Fig. 3 with added capacitance in the way shown in Fig. 14, which shows very simply how C_T across the top becomes $4C_T$ across $Z_{a/2}$, and then, in its turn although I have not bothered to draw it, becomes $2C_T$ across each Z_a in the lattice. We could make the structure more complicated-looking by adding an inductance in parallel, too, but Fig. 14 makes it clear that it would be a complete waste.

(To be concluded)

Commercial Literature

Sintered Components.—An illustrated booklet outlining the general techniques of powder metallurgy and giving advice to engineers on the design of parts to suit the process. From Basildon Metal Powder Parts, Church Road, Thundersley, Essex.

V.H.F. and U.H.F. Measuring Instruments and components imported mostly from American and German firms. The first of a regular series of bulletins from Aveley Electric, Ayrton Road, Aveley Industrial Estate, South Ockendon, Essex.

Industrial Television Equipment for 625/405/525 line standards using plug-in units and printed circuits. An abridged technical specification on a leaflet mainly intended for business executives, from E.M.I. Electronics, Hayes, Middlesex.

Ribbon Microphone, type 4038, with figure-of-eight polar response and substantially flat frequency response from 30c/s to 15kc/s. This and three other well-established microphones (moving-coil) described with technical specifications in leaflets from Standard Telephones and Cables, Connaught House, Aldwych, London, W.C.2.

Transistor Pre-amplifier Mixer for control and fading facilities, intended for use with tape recorders. Standard models (three or five transistors) are for two low-impedance microphone inputs and one high-impedance input. Power supply from a 4-volt mercury cell. Leaflet from Penco Products, 36 Coniston Road, Kings Langley, Herts.

pH Meters, thermo-couple and d.c. potentiometers, Wheatstone bridges and other laboratory instruments. Brief descriptions in a new illustrated folder with a price list from the Doran Instrument Company, Stroud, Glos.

Loudspeakers, a range of twelve quality models including bass and treble types, with cast aluminium frames. An illustrated leaflet with brief descriptions and tabulated data from Bakers "Selhurst" Radio, 24 Dingwall Road, Croydon, Surrey.

Pulse Height Analyser for analysis of complex pulse amplitude spectra into groups of known amplitudes. Maximum mean counting rate is 1,600 p.p.s. and the storage capacity is 2,400 binary digits. Either digital or analogue display of the store contents is possible on the c.r.t. Leaflet from Marshalls' Flying School, The Aerodrome, Cambridge.


Stereo Control Unit for reproduction from tape, disks and radio, with push-button input selector. Valves: two EF86s and three ECC83s. Also a switched f.m. receiving unit and advance information on a new three-speaker **Column Loudspeaker System** and a table cabinet for housing various combinations of equipments. Leaflets from Rogers Developments (Electronics), 4-14 Barmeston Road, Catford, London, S.E.6.

BATTERY CLOCK RADIO

A TRANSISTOR radio receiver incorporating a battery-driven clock has recently been introduced by the Zenith Radio Corporation (U.S.A.). A separate $1\frac{1}{2}$ -V cell drives the clock for about a year and four mercury cells give about 400 hours operation of the receiver, which covers the medium-wave band.

By means of a bezel ring surrounding the clock face, the receiver may be set to switch on at any given time to serve as an "alarm." The price in America is \$85.

Zenith "Royal 850" battery clock-radio receiver.



Ionosphere Review 1958

SUNSPOT MAXIMUM

By T. W. BENNINGTON*

AS readers may have gathered from the lay Press, the International Geophysical Year has coincided with a period of remarkably high solar activity. During 1957 and 1958, the last 18 months of which constituted this period of intense scientific effort, the average activity has remained at a higher level than that recorded at any time during the previous 19 sunspot cycles, covering a period of about two centuries. This is a fortunate circumstance for the scientists, and one of which we, who are interested in the upper atmosphere mainly as a communication medium, may also take some note, for it means that during 1957 and 1958 it has been possible to observe radio propagation phenomena under conditions which occur relatively infrequently, at least when measured by ordinarily used time standards. However, the activity during 1958 was, in fact, somewhat lower than during the previous year.

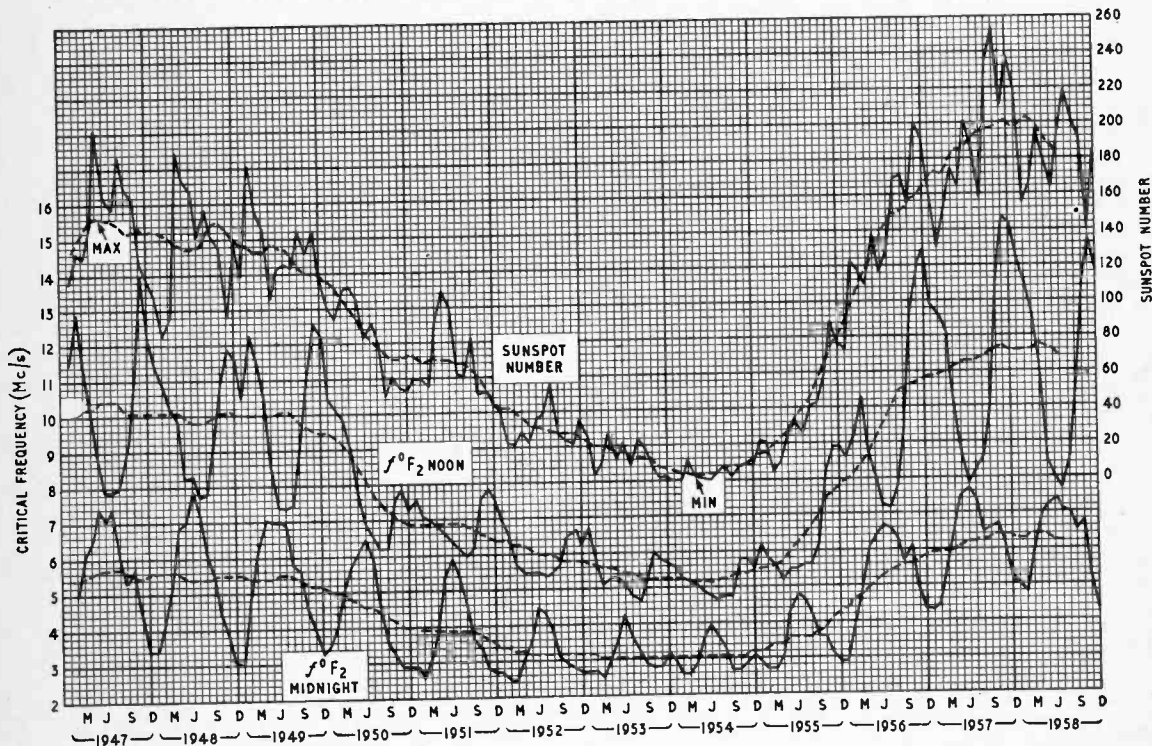
Course of the Sunspot Cycle.—An appraisal of the situation can be made from a glance at the graphs. In this the upper graph is a plot of the sunspot numbers (indicative of the degree of solar activity) and the two lower graphs are of the noon and midnight F_2 -layer critical frequencies as measured at the D.S.I.R. station at Slough (indicative of the level of F_2 ionization). In all the graphs the full lines give the monthly mean, or median, values whilst the

dashed lines show the twelve-month running average of these, and so indicate the average conditions. The general correspondence in the shapes of the three dashed-line curves indicates the response of the F_2 layer to the changing activity of its producing agent, the sun.

From the sunspot minimum epoch in April/May 1954 solar activity rapidly increased to reach, towards the end of 1957, remarkably high values and some which have not, in fact, been equalled during 1958. The peak monthly value, it will be seen, occurred in October 1957, and it is of interest to compare this with the values reached at the last sunspot maximum, which was itself a very high one. Early in 1958 there was some decrease in the activity but throughout the year it has, despite fluctuations, remained very high. The twelve-month running-average value reached a peak at the epoch February/March 1958. And, since it has not subsequently shown signs of increasing to a yet higher value we might assume that that was the epoch of sunspot maximum. But we cannot, as yet, be positively certain about this.

The noon critical frequency, it is seen, has shown but slight signs of a decrease during the year, the

*Research Department, British Broadcasting Corporation.



Variations in sunspot activity with corresponding variations in ionospheric conditions, 1947-1958.

summer values being of the same order as those for last year, and the winter values just failing to reach the very high values reached last winter. In the case of the midnight values they were slightly lower during the summer and of the same order this winter, compared with the corresponding values for last year. Altogether, therefore, as is shown by the flatness of the running-average curves, there has been very little change in F_2 -layer ionization due to the sunspot cycle during 1958, and the ionospheric measurements indicate that very high frequencies should have continued to be usable for communication.

Usable Frequencies.—This has been borne out in practice, the usable frequencies for long-distance communication having remained remarkably high, indeed, frequencies far higher than the highest normally used for this purpose have been commonly received at long distances. The highest broadcasting frequency band—26Mc/s—has, for example, remained usable throughout the year, and the 28-Mc/s amateur band has been so for the greater part of it. Over the North Atlantic circuits the highest frequencies receivable have followed a similar pattern to that for last year, decreasing from values of the order of 58Mc/s in January to about 29Mc/s during the summer months, and rising again to about 56Mc/s in October and 50Mc/s in November. The highest frequency receivable for 50% of the days during any month was, of course, considerably lower than this, but was well over 40Mc/s during the winter and of the order of 26Mc/s during midsummer months. The Crystal Palace sound (41.5Mc/s) and vision (45.0Mc/s) channels continued to be received in South Africa, reception reaching a peak in March, when, between 1000 and 1800 G.M.T. reception of the sound channel was obtained for well over 50% of the total time, and of the vision channel for about 30% of the time. During May to August this reception became relatively infrequent, but during September to November it again increased, though to somewhat lower percentage values than in the spring.

All these facts provide practical evidence of the unusually high degree of ionisation of the F_2 layer under present conditions, and of the very high frequencies which it is capable of propagating over long distances.

Ionospheric and Magnetic Disturbances.—It is interesting to observe, at this phase of the sunspot cycle, how the incidence of ionospheric and magnetic disturbances has varied since sunspot maximum in 1945. The table gives some figures obtained from magnetic and ionospheric measurement data, accord-

TABLE

Year	1954	1955	1956	1957	1958
Days of Magnetic Disturbance	66	57	125	121	101
	18%	16%	34%	33%	28%
Days of Ionospheric Disturbance	75	102	132	140	126
	21%	28%	36%	38%	34%
No. of Sudden Ionospheric Disturbances	0	7	67	94	59

ing to disturbance criteria used by the author, and from reports of sudden ionospheric disturbances.

All the phenomena listed, it will be noticed, increased from low values in the sunspot minimum year of 1954, to reach peak values in 1957, and in 1958 the incidence of the disturbances has noticeably diminished. In the case of the sudden ionospheric disturbances, since these are intimately connected with solar flares which always occur in association with sunspots, it is expected that the decrease in their incidence will continue during the next several years, as the sunspot activity declines. The magnetic and ionospheric "storms" may, however, continue to have a high rate of occurrence, or even to increase, until about a year before sunspot minimum. This is because, during the declining phase of the sunspot cycle, the solar corpuscles which apparently cause these disturbances appear to be emitted from the sun from regions where there is no sunspot activity. However, it was perhaps fortunate that during the I.G.Y. a large number of disturbances occurred, for, from the great mass of data obtained during their progress, the scientists should be able to learn a great deal more about them, and some of this knowledge may prove to be of benefit to those engaged in radio communication.

The Coming Year.—As for 1959 it seems probable that the solar activity is likely to decline but very slowly throughout its course. If that be so, we may expect the long-distance usable frequencies to remain much as they were during 1958. The highest receivable frequencies are likely to decrease somewhat, but these are well above the bands allocated for long-distance communication. By next winter, however, it is likely that the decline in solar activity may begin to make itself felt, principally in the necessity for somewhat lower frequencies for night-time communication.

110° CR Tubes

TWO television cathode-ray tubes with the new 110° deflection angle are now available from Siemens Edison Swan, Ltd., 155, Charing Cross Road, London, W.C.2. They are the 17-inch CME1703 and the 21-inch CME2101. Both are electrostatically focused types with rectangular aluminized screens. The increased scanning angle gives a reduction in overall length, compared with Ediswan-Mazda 90° tubes, of about 2½ inches for the 17-inch type and about 5½ inches for the 21-inch type. Neck diameters are also reduced (to make the deflection coils as effective as possible in scanning the wider angle) and this necessitates the use of the small B8H base for the connections. The electron guns are straight types with no ion traps. Improved screens with silver activation (introduced also in other new Ediswan-Mazda types) are claimed to give 20% more light output for a given e.h.t. voltage than those of previous tubes. Incidentally, the firm has also brought out two new frame scanning valves for use with the 110° tubes, the 30P18 and 30PL13.

WIRELESS WORLD INDEX

The index to the material published in Volume 64 of *Wireless World* (1958) is now available. It includes both general and classified indexes, and is obtainable from our Publishers price 1s. (postage 3d). Cloth binding cases with index cost 7s. 6d. (postage and packing 1s. 6d.). Our Publishers will undertake the binding of readers' own issues, the cost per volume, including the index and binding case, being 22s. 6d., plus 2s. 6d. postage and packing.

LETTERS TO THE EDITOR

The Editor does not necessarily endorse the opinions expressed by his correspondents

Plymouth Effect

THE Plymouth Effect which is the subject of an article* in your December issue appears to be identical with a phenomenon observed some years ago by the writer at frequencies of the order of 15 Mc/s. In this case signals from a transmitter in the Portsmouth area were being received at a point on the coast about five miles to the east. Rapid and violent fading was at first attributed to scatter from a rough sea, the direct signal being attenuated by the overland path and by the coincidence of nulls in the radiation patterns of the aeriels. With the return of calm weather, however, the effect persisted unchanged. It was also independent of the state of the tide or the time of day.

The direction of arrival of the signals was rather diffuse and consistent with an indirect path via reflections from the Isle of Wight which appeared to have an equivalent reflecting area of the order of 10,000 square metres. The signal envelope was not analysed in detail but appeared to have a Rayleigh-type amplitude probability distribution, varying between several times the mean level and a small fraction of it. Modification of the aerial systems to favour the direct overland path reduced the fluctuations to something of the order of 20% of the mean amplitude.

The effect was also observed at about 7.5 Mc/s, using a loop receiving aerial. Orientation of the loop to reject the direct signal produced a large increase in the fluctuations but a comparatively small drop in mean signal level.

The mechanism of the fluctuations remains obscure, but is assumed to have involved several signal paths subject to random phase variations. Phase-changes are known to take place at land-sea boundaries; and the random variations of these boundaries together with the fact that four of them have to be crossed by the indirect signals is suggested as a possible explanation for the fluctuations in signal amplitude. This would apply equally to reflections from the Isle of Wight and from the Channel Islands, and could account for failure to obtain correlation with sea state.

L. A. MOXON,

Admiralty Signal & Radar Establishment.

Portsmouth.

* "More on the Plymouth Effect," by James P. Grant, Assoc. Brit. I.R.E.

Mr. Grant asks us to say that since the article published last December was written the case at Egg Buckland reported in the paragraph after the heading "Effect Inland" (p. 589) has since been further investigated and it has been established that the Plymouth Effect is not the cause.—Ed.

AS the author of the paper referred to by Mr. Grant in his article in the Dec. 1958 issue, may I be allowed space for a few remarks?

The general mechanism of line-tearing which Mr. Grant finds so inexplicable may be deduced easily from a simple knowledge of how a television receiver works by anyone who has read my paper. There is a time lag, which may have any value, between a line of direct signal and the same line of back-scattered signal, with the result that the interference may be a positive or a negative echo. Let us assume that the receiver time base is adjusted, in the first instance, to lock at its leading edge with the direct transmission of the line synchronizing pulse. Depending on the modulation voltage at the end of the previous line of back-scattered signal and on its arrival phase, the line synchronizing pulse is reinforced or swamped. If it is reinforced, the time base remains locked, but if it is swamped, and

somewhere along the line the combined envelope of the signal and interference drops sharply to a low value, the time base is held by this trough in the modulation.

The effect on the picture is clearly a function of the modulation content, the delay to which the interference has been subjected and the characteristics of the time base circuit. The number of lines displaced is determined by the period for which each cycle of the necessary conditions prevails.

The example of 18th November 1957 has been selected by Mr. Grant from observations made over a long period of time to illustrate his contention that actual meteorological conditions prevailing at the time of the interference do not correlate with those suggested in my paper. It is, in fact, an example where very good correlation is present. The wavefront generated by a wind from the 180° direction lies on an east-west line and travels northward across the Channel. When it reaches Rame Head it is stopped by the land to the west, but to the east of this point it is turned in an anticlockwise direction into the Sound. It thus takes up exactly the orientation which the paper states is necessary.

If I read Mr. Grant correctly in the paragraph headed "Coastal Limits" he suggests that the land promontories to the east of Plymouth are illuminated by a reflection from the Guernsey aeriels with an intensity comparable with that of the direct transmission from North Hessary Tor. What he is propounding as a serious possibility is that the attenuation over a path of nearly 100 miles from North Hessary Tor to Guernsey, and the return path of over 90 miles from Guernsey to Plymouth coupled with the fact that the power absorbed and re-radiated by the Guernsey aeriels is limited by their apertures, is the same as the attenuation over a direct path 15 miles in length!

It does appear that, just as an astrologer sees portents of ill in the position of a star, so the location of the Guernsey aeriels fills Mr. Grant with foreboding. I should like to assure him that there is nothing sinister in the fact that their beam points towards Plymouth or that a line drawn from them through Crystal Palace passes within 15 miles of Harwich. The sea in front of this town, though beyond the radio horizon of the Crystal Palace radiating system, does in fact receive energy from its transmissions in the same way as do the receiving aeriels in Harwich town. The estimates made here of the coefficient of back-scatter gave the value 8%. The estimate for Plymouth is 7%. The evidence at present available is derived from observations made in a number of places, some as remote as the Isle of Man and Orkney. It indicates that sea-scatter interference is present to a greater or lesser extent along any coast where a television signal is receivable (be it in China or Peru), and that the amplitude of the interfering signal is about 7 or 8% of that incident on the sea.

E. SOFAER,

Tadworth, Surrey. B.B.C. Research Department.

Miller Sweep Circuit

I SHOULD like to point out that the circuit arrangement, described by Mr. C. S. Speight, in the January issue (p. 34), has been used in oscilloscopes now for some years. The original arrangement, developed by Mr. L. Freeman and myself several years back, is shown in the accompanying circuit diagram.

To my knowledge, this basic arrangement, in one form or another, has appeared in at least five different oscilloscopes on the home market, manufactured by some three separate companies, one particular make of which has

been available now for three years. Transistor versions have also been used in the laboratory.

In the circuit I have shown two ECF82 valves, in order to standardize the valve types. This, of course, does not alter the circuit basically. As, however, V3 cathode is at some 200V to earth, and V2 cathode rises to the same potential during flyback it is advantageous to have a double valve for these two positions and to use a separate heater winding for same.

The potentiometer VR₁ can be used (with the switch in free-run position) to stabilize the repetition rate of the timebase and if retarded sufficiently (resistance decreased) the timebase becomes essentially a triggered device. Alternatively, the switch as shown could be used to distinctly switch from free-run to triggered operation and VR₁ used as a pre-set, for optimum trigger sensitivity.

Referring back to Mr. Speight's Fig. 2, the main difference would appear to be the addition of two diodes, D1 and D2. D1, it will be appreciated, is not essential to the operation of the circuit and in the interests of economy, can well be left out, together with R₆, as the duration of flyback, and hence grid current in V1, is extremely short and well within the capabilities of ordinary valves.

Furthermore, I would suggest D2 is also unnecessary as its function can be performed more efficiently by V3, if negative sync. or trig. pulses were applied to its cathode. This would relieve V2 anode of any capacitive loading which is advantageous if this point is required for c.r.t. grid "bright-up," it also gives a faster initiation of run-down.

The use of V3 for trigger injection also ensures automatic gate-out of any pulses arriving during the actual run-down, which therefore cannot alter or affect the linearity of the display. V3 during this period is cut-off.

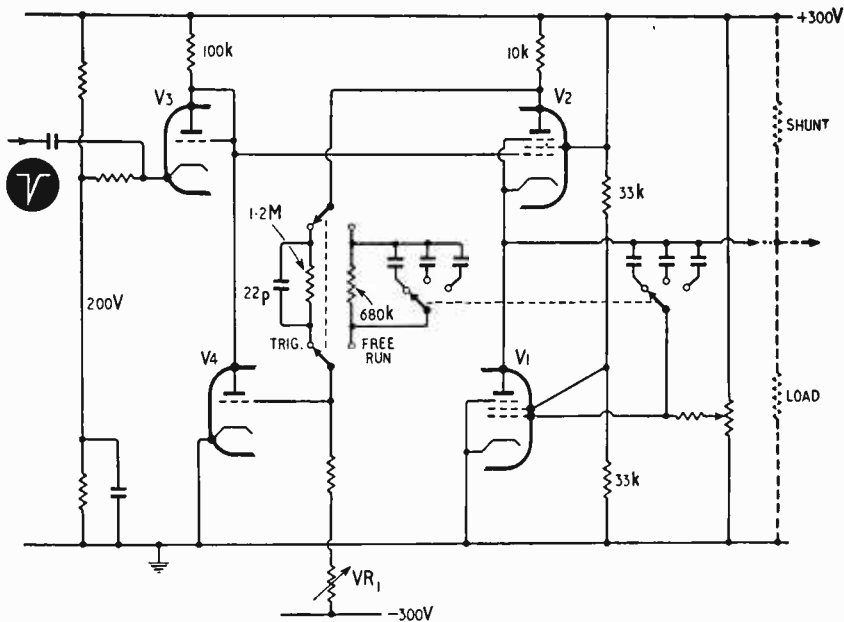
I should further like to mention the following points:—

1. This circuit arrangement does not eliminate the Miller step, other methods are required for this, see B. H. Briggs—"The Miller Integrator," *Electronic Engineering*, Aug., 1948, and Prov. Patent Spec. 30735/58. With this arrangement, the initial Miller step is less than in more conventional Miller circuits. However, it deteriorates slightly at the higher speeds of run-down: a further effect, due to V2 grid-cathode capacitance feeding through the switching pulse, makes matters worse. Up to sweep speeds of 30V/μsec, however, this latter effect is negligible. As the initial step is essentially constant in amplitude, in common with most Miller arrangements, it is advantageous to have as much amplitude as possible of total run-down, thus keeping the percentage of step to run-down a minimum.

2. The figures of non-linearity quoted by Mr. Speight do not take into consideration the non-linearity due to the initial step at all, or its effect on the presentation displayed on c.r.t.

3. The output can be shunted if required, by a reasonable impedance, provided a similar or slightly lower impedance is shunted across V2, with no apparent loss of linearity.

4. The following advantages seem to have been overlooked:—



- (a) Constant amplitude of run-down unaffected by sync. at all speeds.
- (b) Superior triggering or synchronizing ability.
- (c) Voltage level from which run-down commences is constant and therefore the spot always starts at the same point on the c.r.t. display.

St. Albans, Herts.

J. D. JULIAN.

Rigidity of Loudspeaker Diaphragms

IT is interesting to learn from Mr. H. A. Hartley's letter in the January issue that he manufactures what is undoubtedly a sandwich construction diaphragm speaker. I had not seen this advertised until recently, when it occurred to me that it might be of sandwich construction, but this was offset by the diaphragm being described as "wafer-thin"; this suggests that while this cone is doubtless much stiffer than the usual type, still greater stiffness could be obtained for the weight.

I am surprised that Mr. Hartley should have trouble with damp, as the pores of the expanded polystyrene which I suggested for diaphragms are not connected and the solid material itself has good water resistance. The makers claim that six weeks' total immersion in water gives only 2.8 per cent by volume absorption (which will dry out in a normal atmosphere), which is surely much better than cone paper, and simple *ad hoc* tests support this. There are a number of plastics which are not too resistant to water and many foams have interconnected or partly interconnected pores; the description of the bonding process suggests that the pores of Mr. Hartley's cone may be interconnected.

The statement that stiff cones do not seem to conform to conventional theory of speaker design and give a wide response is most interesting, as this is my own experience. Since writing the article, I have constructed a number of sandwich speakers. Thus a 7½-in diameter flat diaphragm of total moving mass 15 gm gave ample treble, no tweeter being necessary, and response extended to the limits of audibility (and doubtless beyond). A thick 7½-in diameter cone, of total moving mass 30 gm, was slightly deficient in treble but still reached the limits of audibility. In each case the treble was well distributed. While these findings are most agreeable practically, they upset theory! The diaphragms are still not infinitely rigid, but it is difficult to see how they could have an even greater treble output than conventional cones of similar diameter and weight. I agree that a stiff cone seems to show up other defects in the

system, in that the above speakers show high-frequency distortion on certain types of signal for no very obvious reason.

Banbury.

D. A. BARLOW.

I WAS very intrigued by a paragraph in Mr. D. A. Barlow's article in the December, 1958 issue dealing with twin cones which states: "In an alternative design, the small cone is joined at its outer edge to the inner edge of a large one by means of a compliance, forming a composite cone." I would like to point out that I was granted a patent covering just that form of composite cone (B.P. 329, 376; Application Date Feb. 18, 1929, No. 5387/29; Complete left Nov. 15, 1929; Complete accepted May 19, 1930).

Although the so-called "theory" expounded in my application may sound a little "forced" at this later date (but what application doesn't?), I still consider the principle holds, that a diaphragm needs power to begin to move it *and time*, owing to its inertia. A (much) later analysis of the whole system where a component is suspended from another also suspended component resulted in indications that the response—especially with drive applied to the first component, i.e., the inner cone—was in a series of resonances. The stiffness, etc., of the coupling between the cones was of great importance, resulting ultimately in the very familiar concentrically corrugated cone.

Which reminds me, I do not seem to find the egg container to be very rigid when loaded with eggs or its similar unit when loaded with apples! But it would appear to be another way of making a "stiff" cone—i.e., by dimpling sheet material and facing it with "stress skins."

There also exists B.P. 258,502 (1926) where the use of a large-diameter disc of balsa wood is driven by the inner cone to give suitable reproduction, the patentee states: "We are not prepared to state exactly what properties of balsa wood are responsible for the improved operation of the loudspeaker disclosed in this application, but undoubtedly the soft nature of this type of wood and its extreme lightness are contributing factors." Possibly the effect is as your contributor describes.

Breaston, Derby.

R. H. PARKINSON.

Printed Circuits

I WAS most interested to read "Diallist's" comments in the January issue on printed circuits in "electronic equipment" and more particularly the letter from Mr. A. G. Tucker on this subject, and it is to this letter that I refer.

It is unfortunately true that many radio service technicians are biased against the use of printed circuits, or should I say against the repair and servicing of receivers incorporating printed circuits, and Mr. Tucker's comments seem typical of so many of the servicemen.

In the first place, I would doubt very much whether many dealers consistently give a 24-hour repair service, even using brute force methods of cutting out doubtful components and replacing them with good ones. If therefore, the only complaint in servicing receivers incorporating printed circuits is that a dealer would have to wait at least a week for a replacement circuit, then why not stock a replacement circuit in the same way as valves and other components are stocked.

I feel, however, that this is not the reason why service engineers are not entirely happy with printed circuits and in my opinion, it really comes down to the fact that more care and a higher degree of technical skill is required to do the job efficiently, whereas in the repair of conventionally wired receivers, there is more room for the hit-and-miss method which does not require as much experience or technical knowledge. I would give as an example, the experience in our own assembly works of the resistance to the use of printed circuits when production was first changed over, approximately nine months ago, but this position has now completely

changed and not only are fault finders and repairers keen to work with printed circuits, but they have furthermore demonstrated that their output is greater than when repairing conventionally wired receivers.

I am aware that the type of fault finding in an assembly factory is not necessarily the same as that experienced outside, but nevertheless I feel that similar conditions will prevail.

Mr. Tucker is quite in error if he assumes that the only advantage of the use of printed circuits is to cheapen production. It most certainly does that, but it furthermore reduces the cost of the complete receiver by enabling a smaller and simpler chassis to be used as well as a smaller cabinet, it improves reliability and also gives greater consistency in performance than can otherwise be achieved.

Regarding the position in the U.S.A., it is quite wrong to say that the better television receivers are advertised as "definitely containing no printed circuits". The position is that only one manufacturer has so far not made use of printed circuitry and his advertising reflects this position by making a virtue of an existing situation. It is surely not correct to assume that such American manufacturers as Westinghouse, G.E., R.C.A., Philco and many others do not produce the best types of television receivers, and since they do and since, furthermore, 95 per cent of American radio and television equipment is now printed, then to use Mr. Tucker's own words "that surely speaks for itself".

Manufacturers in this country too are increasing the number of receivers incorporating printed circuits and it is quite certain that printed circuits are here to stay. I suggest therefore, that service engineers learn to live with them, learn the snags or problems that may arise, then overcome them and they will shortly wonder how they ever managed to repair the old-fashioned receiver using "steam wiring".

Slough, Bucks.

W. I. FLACK.

Radio and Allied Industries, Ltd.

I WOULD like to take up a sentence (December, 1958 issue) in which "Diallist" says "He tells me that his service department reports that faults in receivers using such panels are appreciably fewer in number than they were when conventional wiring was in use." Well now, I tried to break this statement down and in doing so came to these conclusions.

The printed circuitry must have some magical property which prevents capacitors, resistors, transformers and the like from breaking down; or this manufacturer must have had a spate of broken wires and poorly soldered joints in this department beforehand. Alternatively perhaps the design of receivers has improved and the liability to breakdown would not occur with conventional wiring either?

To round off let me say that the last printed circuit receiver I serviced within the last week required the dismantling of an i.f. transformer to trace a fault within it. The six connections requiring simultaneous application of an iron to get at the component proved too much for anyone with normal human faculties, and a request was made to the manufacturers for a new panel. They hadn't any, no sir, not one, for a current receiver which had been less than four weeks in the customer's house. So back has gone the whole receiver to their service department while the owner—waits!

London, E.4.

M. W. DONAGHUE.

WITH reference to Mr. A. G. Tucker's letter in January issue, on printed circuits, I find myself annoyed by the suggestion that the serviceman would make a guess as to which unit(s) is at fault, then having "paid his money and taken his pick" he sends the unit off to the manufacturer, only to be told he has picked the wrong unit!

As regards the suggestion that the only advantage of printed circuits is cheapness, I cannot agree. If a sensible approach is made to removing unserviceable components and fitting new ones as in the original manner

(Continued on page 77)

(not as is suggested by some manufacturers, that is by cutting u/s components out and hanging new ones on the old piece of wire) no great difficulty should be experienced.

Stevenage, Herts.

A. E. SMITH.

Stereo

I WOULD like to join issue with Mr. B. Wallace on several points in his letter (December 1958).

Some would agree that the best position to enjoy an orchestra was so far back that complete blending of sound occurs and the orchestra almost a point source. However, even at that distance, the audience, music lovers or otherwise, don't pay their money to listen to the *whole* sound coming from a hole in the side of a wooden panel, however beautifully it might be polished. An orchestra is not intended to perform or be listened to in completely non-reflecting surroundings. The multiple reflections within the auditorium are an integral part of the performance, and we set great store by them, as evinced by our recognition of good, bad and indifferent halls; good, bad and indifferent seats within a hall. These reflections do not reach our ears from the same direction as the direct sound, and this vital part of our enjoyment can be achieved only by some stereophonic system.

With stereo our "view" of the orchestra will no longer be through a hole in the corner of the room. The whole wall will seem removed and our room grafted on to the auditorium—at a suitable place, if the engineers have done their stuff properly. Admittedly there is a present tendency to give us a front seat, but we should grow out of that in due course. When all is correct, the whole thing *feels* real the moment the studio or concert hall background noise is faded in—before even the first note is played.

Chamber music can be reproduced almost perfectly with a single channel in a suitable room, with a very good omnidirectional speaker. Few of us have a suitable music room. Ours may be too small or too heavily furnished to do it justice. In this case we transplant the chamber music studio's better acoustics into our own front room—more accurately and realistically with stereo than with a single-channel signal.

London, N.11.

RALPH L. WEST.

AS so much has recently been written decrying the advent of stereophonic records I would like to join the fray as an advocate.

During the past few years many high-fidelity enthusiasts have spent fantastic sums of money in an endeavour to achieve the maximum realism of reproduction, much of the effort having been directed towards the supersonic end of the spectrum. This has resulted in what may be called a "bat-eared cult."

In my opinion, single-channel reproduction has reached the limits, and yet one cannot completely get away from the "hole in the corner" effect of a single loudspeaker array. In this respect, Mr. A. D. Levaggi (Dec. 1958 issue) pays stereo the greatest compliment when he says that one soon becomes unaware of the medium. This is as it should be.

It may seem at first consideration that Mr. B. Wallace, in the same issue, is correct when he says that a solo instrument or voice, or a chamber ensemble, would not benefit from stereo. If a performance were recorded in the open air, free from studio resonances (and how empty and dull this would sound), I would agree with his argument, but the studio or concert hall audience, so vital to a lively performance, is always present, and a single channel is incapable of reproducing this "presence" with the realism that stereo gives.

This presence, incidentally, is the reason why so many existing records suffer from lack of clarity or "woolliness" in the lower frequency range and explains why the bass fiddles can be reproduced much more clearly on a (good) stereo record of orchestral music.

It is now the duty of the recording companies to issue records with the highest standard of performance, as even the finest stereo recordings cannot atone for mediocre performances and, in fact, seem to show them up even more.

Leigh, Lancs.

NORMAN WATSON.

I HAVE followed the progress of stereophonic sound reproduction since its inception, and have heard numerous demonstrations, including the series of B.B.C. experiments. I am more than ever convinced that the appreciation of stereophony is as much a psychological matter as a technical one. For myself, stereophonic reproduction is far and away more satisfying than either single-channel or two-speaker single channel, yet I have several friends, for whose mental powers I have the most profound respect, who just cannot appreciate stereophony. They say either that they can hear no difference or that it is simply the same sound coming from two sources.

Were it possible to subject a cross-section of interested persons to physical and psychological classification, I think we might be nearer to the answer. Apart from the fact that many people manage quite happily, unaware that their two ears are by no means matched either for sensitivity or frequency response, there is also the possibility of interaction between eye and ear. I think it is generally accepted that human beings can roughly be separated into two categories; those for whom sight is the predominant sense and those with aural predominance. In short, some folk appreciate and remember things they see and read much more easily than things they hear. Some learn much more easily by attending lectures than by reading a text book. I suggest that it is possible that the "visualists" may be those who do not appreciate stereophony and the "auralists" are those who do.

For myself, I am definitely an "auralist." I find even two completely unmatched channels on stereo much more satisfying than single-channel reproduction, yet a friend of mine who is a more than ordinarily successful photographer, who can spot subtle differences between two pictures which just pass me by, cannot understand what I get from stereo!

It is an interesting exercise to listen to stereophonic reproduction in complete darkness. In a lighted room, the eye is constantly telling the brain that the sound is coming from one or more point sources, conflicting with messages from the ears which say that the sound is spread out. Remove this mental conflict by eliminating this "cross-modulation" and then listen to stereo with a new perception.

Bromley, Kent.

A. O. MILNE.

THE woman who cannot afford to buy diamonds is quite satisfied with artificial stones or marcasite. There is little practical difference between them beyond the psychological glitter attached to the astronomical price of the diamonds. It is very much the same with stereo reception which is almost as old as radio itself.

Loudspeakers first came into use in the early twenties for those first music broadcasts from The Hague, Holland. It was the normal practice to use headphones with the first attempts at loudspeaker operation both for "tuning in" (quite a performance in those days!) and comparing quality from the respective mediums. One of the first things to be noted with those early efforts was that a much greater degree of realism was attained when listening with headphones and the loudspeaker simultaneously; it placed one "inside the music," so to speak. It was necessary to adjust the volume of each instrument in relation to one's distance from the loudspeaker to get the correct effect. This adjustment was positive; there was no doubt when one had hit the correct balance; it was easy to make.

If it be argued that present-day listeners do not want to be bothered with headphones, the answer is that they also are not interested in paying out large sums for something that sounds "a little different" if one sits

"just so." With music enthusiasts it is quite another matter; they are prepared to go a long way for anything new likely to add to their enjoyment. To these I strongly recommend a trial of the combined headphone and loud-speaker reception—particularly if they have never previously handled headphones. It will cost little. All that is required is a pair of low resistance headphones with a few extra yards of flex to extend them a reasonable distance from the receiver, to which they are connected at the "extension speaker" sockets†. These headphones can be had secondhand very cheaply but if you want to take this trial seriously, invest in a pair of comfortable modern moving coil headphones which are of a suitable resistance for the purpose.

A separate adjustable resistance could be arranged to control headphone volume, but in practice it will be found in most cases that adjustment of the volume control on the receiver will effect the correct balance between the two to attain what is, I have no hesitation in claiming, something quite as good as the present costly attempts at so-called stereo reproduction which is only stereo in bits and pieces.

London, S.W.18.

B. S. T. WALLACE.

† Readers of W.W. will need no reminder that the output winding and sockets should be isolated from direct connection with the rest of the circuit or chassis—Ed.

WHEN stereophony was first being launched commercially a couple of years ago you published several technical papers and detailed descriptions of equipment which made it abundantly clear that stereo must be expensive. In a typical example, it was shown that a difference of only 6 dB between channels was enough to swing the sound image fully to one side or the other. Thus if "image splitting" was to be avoided the two channels had to be matched very exactly indeed at all frequencies—a requirement which could be met straightforwardly, if at some cost, in tapeheads and amplifiers, but clearly required exceptional care in both design and manufacture if it was to be fulfilled in the mechanical systems of pickups and loudspeakers.

Now we are being offered all manner of equipment allegedly suitable for stereo and most of it is quite cheap! Further, we are being told that the advantage of stereo overrides limitations of quality in the component channels. Who is kidding whom?

May I draw attention to fundamental considerations which are being forgotten in the excitement? In the concert hall, one deliberately chooses to sit reasonably far away from the orchestra precisely in order *not* to hear the sounds of the different sections from noticeable different directions. In single-channel reproduction all the sounds are blended, but a small sound source within a room is heard as such, is *located* by the "mind's ear," is recognized to be near, and in these circumstances realism can be approximated only by reproducing at the same loudness level as the original—which is out of the question for orchestral music, although complete realism can actually be attained in the reproduction of a solo instrument or voice.

For satisfying results in the home it is necessary to find a means of pushing the sound image back through the living-room wall. The simplest expedient, which is effective to a surprising degree, is to point a conventional speaker into the corner of the room. Better, if a speaker can be used which transmits a plane instead of a convex wave-front then the apparent distance of the image becomes dependent solely upon qualities of the signal itself—notably the frequency distribution and the ratio of direct to reverberant sound selected by the transmission engineer. A pair of matched speakers gives an approximation of a plane wave-front and I submit that from purely musical considerations it is the sole advantage of stereophony and can be obtained equally by using two speakers to reproduce "monaural" sound. The analytical quality of stereo is more likely to be an irritant once the novelty has worn off. Nevertheless, stereophony is an exciting technique and seems full of possibilities for all sorts of programmes other than

straight music, particularly if it comes to be used regularly in sound radio. But for musical material, any suggestion that the stereo effect can compensate for increased distortion or other limitations of quality is nonsense; nor has the question been authoritatively answered whether present recording techniques and available pickups can give as good quality from each channel of a stereo disc as is possible with single-channel lateral recording.

London, W.11.

IAN LESLIE.

IT has long been understood that two-channel binaural reproduction is a near ideal system and the only system of stereophony capable of easy practical achievement. Such a system demands that a position is selected for listening at the "live" end and the aural context is transferred remotely by replacing the listener's ears by "long electronic ears." The main practical considerations are that the microphones have the same directional characteristics as the ears replaced and that the channels taken back to stimulate the ears of a remote listener are free of frequency and non-linear distortion overall: the only inherent system shortcoming is that no change of auditory perspective results when the remote listener moves his head.

The question is how far can the ideal two-channel system be compromised for practical convenience. My answer is very little, and that the loss of control brought about by departing from the ideal is likely to drag stereophony into disrepute.

Two views are usually proposed for the consideration of stereophony as it is usually offered with two speakers some distance from the listener. The first view is that the original sound field is being re-created between the two speakers and the second is that each channel is intended for each ear but is laid out as it is for practical convenience. The first view is very dangerous and smacks of free-field stereophony which, although ideal, is only approachable in the laboratory employing large numbers of channels: alternatively it makes assumptions about listening rooms which are unwarranted and implies that freedom of movement is available in the sound field.

The second view is more useful and it remains to enquire the extent to which each channel does apply to each ear. Two related uncontrolled factors are involved, listening room enhancement and aural cross-talk between channels: these together with the microphone techniques at present employed account for the uncontrolled "splashy" sounds with a coarse sense of movement with which we are all becoming familiar. The recording companies are in a quandary and use microphone techniques not very different from those used for "monaural" purposes with exaggerated differences between channels.

I submit that two-channel stereophony should come out in the open with what it really is: *viz.*, a method of bringing another dimension under proper control. It should be acknowledged that listeners must be tied down to some personal controlled listening device such as ear-phones or very closely spaced speakers. Recording companies should give their customers a controlled replica of the sound in the best seat in the auditorium.

Maldon, Essex.

W. L. GREGORY.

Save Our Shavers

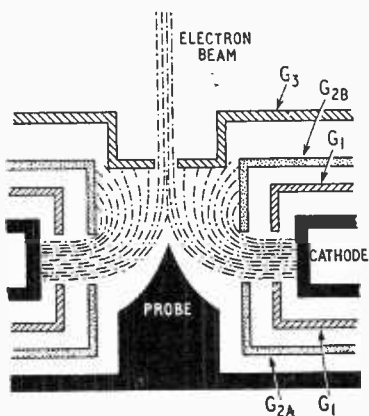
I AM pleased to note that "Free Grid" uses a low-voltage transformer to feed his electric razor, but disappointed to read of his shocking experiences with a mains voltage model in earlier days.

Other readers who are not, like myself (as a contracting installation electrician), familiar with the I.E.E. regulations, may be interested to know that the provision of outlets for portable appliances in a bathroom is strictly forbidden, except in special circumstances as defined in B.S. 3052:1958. I do hope "Free Grid" will read this before he receives a visit from his Local Board inspector, as this might well result in immediate disconnection of the supply.

Christchurch.

MICHAEL R. BOURKE.

Annular Electron Gun for television c.r. tubes, devised at RCA Laboratories in America, offers the advantages of high modulation sensitivity and a small spot size which (with the focusing conditions) is largely independent of the beam intensity. In addition the gun provides internal video signal amplification and an automatic inversion of white-spot interference pulses. As shown in the sketch, the construction is based on an annular cathode, annular control grids (G_1) and accelerating grids (G_{2A} and G_{2B}), an annular grid G_3 which forms an object electrode, and a beam-bending probe. The control grid annuli are normally operated at the same potential (negative with respect to the cathode), while G_{2A} and G_{2B} are at different positive potentials (around 200V) and the



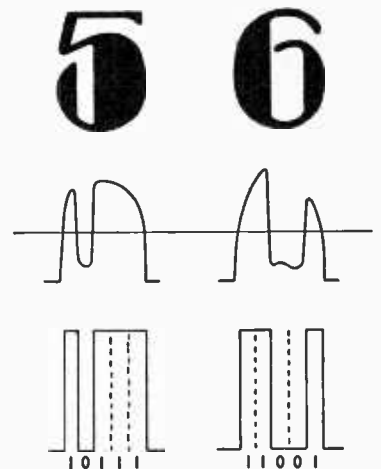
probe is at about $-15V$. In a conventional c.r. tube the electron-optical object is the electron-beam cross-over point, but here the object is the uniformly "illuminated" aperture in G_3 , which is operated at about $+50V$. This 0.007 in diameter hole gives a spot of nearly uniform intensity and with sharply defined edges. On the grid control characteristic of a 16-inch tube using the gun, an increase of negative control grid voltage first of all produces an increase of beam current and then the expected tail-off to zero, with maximum current occurring at about $-15V$. If the tube is modulated in a positive direction on the rising current section of the characteristic, only about 6 volts of driving signal are required for full beam modulation. Any increase of signal over full modulation ("whiter than white") produces a reduction in beam current and so provides the automatic interference inversion. Video signal amplification is obtained by inserting a load resistor in the positive supply to G_{2B} . The amplified signal obtained across this could be re-applied to G_3 or the probe to obtain a possible increase in modulation sensitivity or used for other purposes. Full details of the electron gun are given by J. W. Schwartz in

the 1958 I.R.E. National Convention Record, Part 3.

Vertical Tracking Errors in stereophonic pickups are likely with the often used cantilever, or indeed with any construction in which the stylus is connected by a rigid link of any shape to a single pivot point. Such tracking errors arise because the pivot point must lie above the surface of the record, so that the line joining the stylus and pivot point cannot be horizontal. Thus the stylus, which can move only at right angles to this line joining the stylus and pivot point, cannot move straight up and down and so cannot accurately track vertical recorded modulations, the error being about five degrees or more with practical pickup constructions. The geometrical configuration is analogous to that in the more usual type of tracking error arising with ordinary laterally-only modulated records, so that the distortion produced will depend on the error angle in the same way. Such tracking errors are equivalent to somewhat reduced errors in each of the two 45 degree modulation directions now standard for stereophonic recordings. Expressed mathematically, if θ is the vertical tracking error, this corresponds to equal tracking errors in each of the two 45 degree modulation directions of $\tan^{-1}[(1/\sqrt{2}) \times \tan \theta]$ which is approximately equal to $\theta/\sqrt{2}$ for small values of θ . These errors could be avoided if the recording cutter motion was made the same as the possible stylus motion. In this connection, it is interesting to note that with the American Westrex cutter the nominally vertical cutting direction is in fact inclined at 23° to the vertical, though apparently only for reasons connected with the construction of the cutter itself (see C. C. Davis and J. G. Frayne, *Proc. I.R.E.*, Oct. 1958, p. 1689). Alternatively, true vertical motion of the stylus can be made possible by attaching it, for example, to four freely-linked rods forming a rectangle with one side vertical.

Simple Character Recognizer for business and industrial applications, devised by E.M.I. Electronics, achieves its simplicity, small size and low cost by being limited to a formalized type face designed specially for the machine. Twelve numerals from 0 to 11 and a few

extra signs are used. In operation the numerals are analysed into five columns, each of which is mainly black or mainly white. For the figure 6 in the sketch, for example, the columns (reading from right to left) are black, white, white, black and black, so that if black is represented by "1" and white by "0," the numeral 6 is coded in binary form as 10011. The first digit in the code for each character is always "1" (i.e., the right-hand edge is always black), so the system gives four variable digits with 2^4 or 16 possible combinations. In the machine a narrow vertical slit scans across the numerals and the amount of black viewed through it is measured photoelectrically to give the sort of waveforms shown in the sketch. These waveforms are squared by limiters set to operate about the datum line to give the signals shown below. Identification is carried out by sampling five times, once in each column. This process is initiated by the first appearance of black in the



slit (since the first column is always black) and continued at a rate controlled by the scanning mechanism of the machine. The scanning can be varied over a wide range of speed. With this type of system it is possible to transform with little difficulty to magnetic reading. Characters printed in magnetic ink are scanned by a magnetic head whose slit corresponds to the optical scanning slit. (Such magnetic characters are of use on documents which are open to the

risk of accidental or intentional de-facement). The use of a single scanning slit also removes the necessity for accurate positioning of the character in the vertical direction. Accurate positioning along the line is not necessary either, for the recognition operation is triggered off by each character whenever it arrives.

Single-wire Shift Register, a computer storage system in which patterns of digits can be shifted along at will, is under development at Bell Telephone Laboratories. Based on the so-called "twistor" technique



described in our January, 1958, issue (p. 32), the register consists of a single wire of 0.002-in diameter magnetic material (Permalloy), which has mechanical torsion (the "twist") applied to it. This wire is stretched through the centre of a ceramic tube on which tiny 8-turn solenoids are wound (0.075in long and spaced 0.075in apart) for "writing" in the digit pulses and shifting them along. Owing to the twist in the magnetic wire it can be magnetized most easily in a spiral direction, and it can store pulses when subjected to a suitable magnetizing field. The amount of twist applied serves to regulate the magnetic interactions between magnetized zones. These magnetized zones can be slid along the wire under the control of pulses applied to the small solenoids. Simultaneous pulsing of three adjacent coils is necessary to insert a magnetized zone into the register. Two coils must be pulsed to slide this zone along the wire. For example, if a binary digit is stored by pulsing coils 1, 2 and 3, it can be moved along one space by pulsing coils 1 and 4. The pulse current required for the advance operation is about 140 mA. To clear the wire after a bit has been advanced, an "erase" coil is pulsed with about 240 mA. To read out the signal at the end of the register, a pulse of

about 170 mA is passed through three "read-out" coils. If a binary digit is present, a voltage pulse appears across the magnetic wire. In the absence of a digit, no voltage pulse appears. Tests on a 5-advance register (see picture) have demonstrated the feasibility of this device. It is capable of storing three binary digits per inch, and calculations have shown that the capacity can be increased to ten digits per inch. Bi-directional operation can be obtained. The upper frequency limit has not been established, but a digit pulse rate of several hundred kilocycles should be possible.

Aerial Lobe Pattern Synthesis is accomplished in a new Solartron radar simulator (developed for the Italian Army) by feeding the signals synthesizing the radar echos on to one plate of a capacitor of open construction. Between this and the other plate, from which the output is taken, an earthed metal disc is rotated in synchronism with the timebase on which the synthesized "aerial" signal is displayed. By shaping this disc appropriately (i.e., making cut-outs in it in proportion to the aerial lobes) the beam-width, magnitude and position of the aerial lobes are simulated.

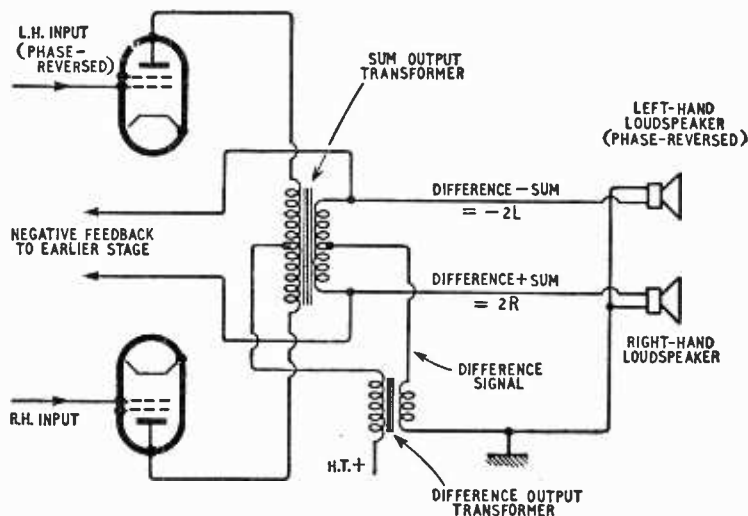
Single-Amplifier Stereo.—Phantom working has long been known to line engineers: the basic principle is that a balanced two-wire circuit can carry an additional unbalanced circuit between the two lines and earth, or a pair of two-wire circuits can carry an additional balanced circuit between the two pairs. The former condition corresponds to a Class-A push-pull amplifier without a phase-splitter; that is, a push-pull signal could be fed in and extracted, amplified, in the normal way. Another signal, this time unbalanced (i.e., one side earthed), could be fed to both input stages in phase and extracted from a second output transformer in

series with the h.t. feed to the centre-tap of the push-pull o.p. transformer: for this signal the amplifier operates as two "paralleled" single-ended amplifiers.

This system is used to provide "two amplifiers for the price of one" in the American Columbia Broadcasting System's range of stereophonic gramophones. Naturally, the distortion for the same power output is higher in the "paralleled" or phantom channel than in the push-pull channel and this means that it would be unwise to feed nearly identical signals to both phantom and normal inputs. If, however, the sum signal is fed into the push-pull channel and the difference signal is fed into the phantom channel the distortion produced should be acceptable because the power required for the difference signal should be less than that required for the sum. The outputs from the amplifier can be reconstituted into left and right signals by appropriate interconnection of the secondaries of the output transformers.

Another interesting feature of the system is that no input-matrixing arrangements are necessary to produce the sum-and-difference signals provided that left-hand and right-hand inputs, one phase-reversed, are available. This means that a four-terminal stereo pickup can be used, the connections to one "generator" being reversed from the normal "in-phase" output condition (pickups with three terminals are suitable if "out of phase" outputs are provided). One loudspeaker, too, must have its connections reversed to restore correct phasing.

More details are given in "A Two-Way Stereophonic Amplifier" by B. B. Bauer, J. Hollywood and G. Maerke in the October 1958 issue of *Audio* and further reference is made to phantom operation in "The Bi-Ortho Output Circuit" (C. Nicholas Pryor), *Audio*, November, 1958.



RELATIVITY

By "CATHODE RAY"

I. All Observers are Equal (and none more equal than others)

Nature, and Nature's laws, lay hid in night:
God said, *Let Newton be!* and all was light.

Pope

It did not last: the Devil, howling *Ho!*
Let Einstein be! restored the status quo.

Squire

In the early 1920s, Einstein's Theory of Relativity was a music-hall joke—the supreme example of the incomprehensible. Even scientists had declared it unintelligible or absurd, or both. But their clamour died down somewhat and became more thoughtful when certain astronomical tests proposed by Einstein were carried out and the results of all agreed with his predictions, contrary to "classical" theory. Nowadays the consequences of the theory are not confined to a few minute astronomical discrepancies but are an everyday laboratory experience, and its truth is accepted without question. (Though in fact I did come across a book dated as late as 1932 which asserted at great length that relativity is bunk, but this could perhaps be regarded in the same class as utterances from the Flat Earth Society.)

So much is the theory of relativity taken for granted that I have from time to time referred to

• • •
A B O

Fig. 1. The wavelength and frequency of waves observed at O depend on whether the source remains at A or moves steadily from A to B, but their speed remains the same.

"the relativistic increase of mass" without being uneasily conscious of elevated eyebrows and furrowed foreheads. But perhaps I have been too insensitive. Anyway, if Ohm's law is not too obvious and established for re-examination, Einstein can hardly be taken as read.

There are two Einstein theories of relativity—the special and the general. The special theory concerns things in a state of uniform motion, and to the ordinary person is astonishing but not too difficult to follow. It can be worked out with quite moderate mathematics. The general theory includes the special and goes on to bring in non-uniform motion and gravitation. The beginning is quite easy, but all except the brighter mathematicians tend to fall out when the detailed working is being expounded.

The starting point for both is the recognition that in all the universe there is no fixed reference from which things can be measured. So everything is relative.

Perhaps the biggest step towards this was taken a few hundred years ago, when the idea that the earth was fixed was gradually overthrown. We now know that the earth moves in a number of different ways—around its own axis; around the sun; along with the whole solar system away from the centre of the galaxy; and probably sharing an

outward movement of the galaxy itself. If there were such a thing as a fixed point anywhere there would be no means of identifying it as such, so one may well question whether the idea has any meaning.

The last hope was the aether. This was the invisible and intangible medium that was supposed to exist everywhere, as something to carry light (by which word I am going to mean all electromagnetic waves) about the place. Waves being periodical changes of state, it is admittedly difficult to see how they could exist in empty space, which has no state to change. So the aether was invented for that express purpose. Its density and elasticity were calculated by analogy with other kinds of wave medium, and it turned out that it had to be immensely stiff, yet filling all space (including that occupied by solid bodies) and offering resistance to movement. If it existed at all it would have to exist throughout the universe (since light is detected from sources of the order of 10^{22} miles away) so presumably it could be regarded as a stationary background to all the movements of worlds and men. It should therefore enable such movements to be measured absolutely instead of just relatively to some other moving thing.

The problem was to make contact with it. Its sole activity being as a medium for light, the only way of doing so was to measure the speed of light in various directions. The same kind of thing can be done in measuring the direction and speed of wind. If we discovered that sound travelled from A to B in 1.000 sec. and from B to A in 1.016 sec, then we would reckon that through still air it would take 1.008 sec*, and that the 0.8% gain in the A-to-B direction was due to a wind whose component of velocity in that direction was 0.8% of the normal 1100 ft./sec. at which sound travels through air, namely 8.8 ft./sec. or 6 m.p.h. As it seemed probable that the speed of the aether "wind" relative to the earth (caused by movement of the earth through it) might be very small compared with that of light, very precise methods of comparison were judged necessary; and from 1881 onwards Michelson and Morley carried out a famous experiment to compare the velocities of light in different directions. It revealed no aether wind. Only last week I saw news that this result had been confirmed by experiments with a precision of 1 in 10^{12} . That would have been sufficient to detect the earth's "aether speed" as low as one thousandth of its speed around the sun. It didn't detect any.

The physicists, who by 1881 had convinced themselves of the necessity for an aether, were reluctant to abandon it, and had to invent all sorts of explanations for the failure to detect an aether wind. With one exception, these all broke down. The exception seems even now to the non-scientist something quite fantastic invented specially to explain an awkward experimental result. It was that everything, including of course the measuring appara-

*There is a slight error here, quite negligible for the purpose, but important in measurements with light.

tus, shrinks in the direction of motion, to exactly the extent needed to offset the difference in the speed of light. The physicists of the time must have been very tenacious in their hold on the aether not to have let go there and then rather than accept such an explanation. As it happens, belief in the aether has since had to be abandoned for other reasons, so one might heave a sigh of relief at not having to fall back on such a far-fetched alternative. Yet the Fitzgerald or Lorentz contraction (as it is called) is now accepted as part of the theory of relativity, exact numerically but differing in viewpoint.

So even if there were an aether we would be unable to make use of it as a stationary reference for measuring absolute speeds. Whether it exists or not, the last hope of a fixed reference fails. Nobody can say "I am stationary, so my view is right and it is you who are moving". All observers' views are equally valid. The laws of nature must be the same for all. That is the principle of relativity.

The one thing that happens in empty space is

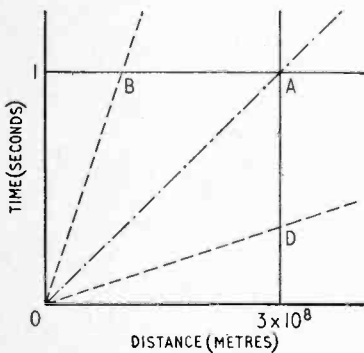


Fig. 2. Graph of time against distance, in which movements relative to some point show as sloping lines; straight lines for constant speeds. OA represents the progress of a beam of light, and OB of a point moving at one third the speed of light. The same line OB is the zero-distance axis of a graph applicable to that moving point. OD is the corresponding zero-time axis if the indicated speed of light is to be the same as for the first point.

light (electromagnetic radiation). And where emptiness is complete there is no likelihood of light travelling at different speeds in different directions. The only way in which sound waves can come to us at different speeds is by wind; that is to say, a movement of the whole sound-carrying medium itself. But that doesn't apply to light, which has no medium—or, if you insist that it has, one whose relative velocity is inherently unmeasurable.

Remembering the modern ideas about light being streams of photons, you might suppose that when the source of a light is coming towards us the light would be moving past us faster than when the source is retreating. That would certainly be so with bullets from a machine gun on an aircraft. But observations on the stars show that it makes no difference to the speed of the light from them whether they are moving towards or from us.

One can get quite confused between this and the Doppler effect, by which light changes colour (indicating a change of frequency) when its source is moving. This is applied in some radar systems, including those used by police to detect breaches of

the speed limit. And the equivalent in sound is heard as the familiar fall in pitch of the locomotive whistle as it goes past at speed. But these changes in frequency are not due to changes in the velocity of the waves (in still air) but changes in wavelength due to differences in the positions at which start and finish of each wave are emitted.*

So c , the speed of light, is the same everywhere in space. Does that sound to you quite reasonable but not exceptionally interesting? If so, think about it again, alongside the other fact that no one observer can claim priority over others. Wouldn't it surprise you if you were on a platform watching a train coming in and found it made no difference to the speed of the train *relative to yourself*, whether you were standing still or running towards or away from it? Considered in this way the statement that the speed of light (in space) is the same for all observers seems quite absurd. Yet it is what we are driven to by the most precise experiments and by the absence of any basis for deciding who is stationary and who is moving. Is there any way of making sense of this fact that two observers moving relative to one another in the direction of a source of light both arrive at exactly the same figure for the speed of the light relative to themselves?

Speed, of course, is measured by dividing distance by time. We are accustomed to assuming that distance and time are both absolute quantities. For instance, if I say something is a foot long and you say it is 13 inches, then it would follow that at least one of us must be wrong. Time is a little trickier, because we are used to the idea of crossing over the International Date Line and finding ourselves back in yesterday. But of course time is not really altered merely by pulling leaves off a calendar. If I were to time an event and say it took 12 minutes and you said it took 13, then it would follow that at least one of our watches must be running fast or slow.

Presumably. But Einstein showed that in these matters we presume too much, and that distance and time are not absolute quantities but only relative. The arguments are put quite simply in his own books and in others (such as "The Laws of Nature" by R. E. Peierls) so I won't waste the remaining space repeating them but will show what is not so often explained in simple books—how, granting that time and distance are not absolute, they have to vary in order to preserve the absolute and unvarying nature of c .

Let us make a graph of these two quantities, distance and time; and having admitted that they are merely relative quantities we must give them precise meaning by specifying them relative to ourselves (supposed to be all together in one place). Fig. 2 shows a corner of such a graph. I have chosen the scales so that a ray of light whose velocity we are measuring would be plotted as the line OA. That line, as you see, tells us that the velocity is 300,000,000 metres per second (very nearly).

It happened that while we were timing the light over a distance we had carefully measured we noticed another group of observers who appeared to be flying in the same direction as the light at one third of its speed. So we plotted them too, as the line OB.

*For instance, if a source of waves remains at A in Fig. 1, the length of each wave is still the same when it arrives at an observer O. But if the start of the wave is emitted at A and the finish at B, the length as observed at O is shorter by the distance AB, and the frequency therefore higher.

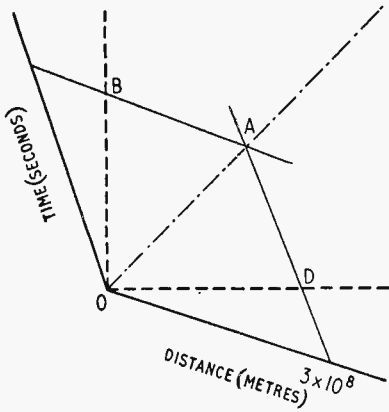


Fig. 3. Here the dotted axes in Fig. 2 are drawn at right angles to one another, as they would be by an observer at the Fig. 2 moving point. The original "fixed" point's axes are shown in solid line as before.

If we had forgotten for a moment the absoluteness of c and the relativity of time and distance, we might have thought that as the other observers were travelling along the light beam at one third of its speed the light would appear to them to be travelling at only two thirds of our c . But what we have to remember is that the measurements being carried out by the others must (if equally accurate) be showing them that the same light is travelling relative to themselves at the same rate, c , and that we are flying against it at $\frac{1}{3}c$.

The line OB on our graph, which to us represents their moving position, represents to them their own fixed position, or their zero distance (which they would naturally represent on their graph by a vertical axis through O). If their time levels were the same as ours—the horizontals through O, 1, etc.—they would reckon that the light did the distance represented by BA in 1 sec, which would make their figure for its velocity one third less than ours.

This error can be avoided by making their time levels slope upwards; for example, their time zero would appear on our graph as OD. Then lines drawn parallel to OB and OD, at equal distances from them, to represent 3×10^8 metres and 1 sec respectively (or any other quantities in those proportions) would intersect somewhere on OA, which we are agreed must be common to both graph systems, since it represents the common velocity c .

Stepping aboard the other observers' space ship as it flies past, we would now disapprove of the distorted axes OB and OD in Fig. 2 which we previously attributed to our new observation post, and would redraw them as in Fig. 3. We would note how ingeniously our erstwhile friends (now seen to be flying at 10^8 metres/sec against the light) manage to arrive at the same value of c as we do, in spite of—or by means of—their distorted axes.

But what about filling in some graph scale lines to represent what we now regard as (for example) 3×10^8 metres and 1 sec? We know they should be parallel to our dotted zero lines, but how far away? If we were thinking only of ourselves of course we could choose any scale that suited us. But we want the diagram to be applicable to both lots of observers.

Directly we try this problem we find how right

we were to abandon such old-fashioned ideas as that a yard is a yard wherever you are. For if we mark off along our new distance scale OD a length equal to that representing 3×10^8 metres on the original scale, and draw a dotted line through it parallel to OB, the results are altogether different according to whether we use Fig. 3 or Fig. 2. In particular, in Fig. 3 the length OD, which according to the old scale represents 3×10^8 metres (because it is on the 3×10^8 full line) is seen from our new viewpoint to be considerably shorter than that; whereas in Fig. 2 the new 3×10^8 line cuts OD to the left of D, so that the old 3×10^8 distance looks a little longer.

Even modern science isn't as crazy as all that, and the only new line that makes any sense at all is FEA' in Fig. 4. We find we can draw its equivalent in Fig. 2.

In both diagrams OD, which would be read as 3×10^8 metres on the old scale, is shorter than our new 3×10^8 metres. And if we reckon by the old scale we see that the 3×10^8 dotted line cuts it to the left of the 3×10^8 mark, so by that standard the new 3×10^8 metres looks shorter. So both lots of observers agree in thinking that the other lot are overestimating their distances, or else for some reason connected perhaps with the fact that they are travelling at high speed the dimensions of their vehicle and all their measuring rods have shrunk along the direction of motion.

For this agreement to be perfect, so that the principle that all viewpoints are equally valid for such observations is fulfilled, the shrinkage must be the same for both. That stipulation fixes the spacing of the dotted distance lines. That is to say, in Fig. 4 the ratio DO/EO must be the same as FO/GO.

On the same principle we can draw time lines, as for example the new 1-sec line in Fig. 4. This shows that a period of time declared by the full-line people to be 1 sec. (OB) is seen by the dotted line people to be somewhat less, so according to them the watches used by the full-line people are running slow.* And precisely the same conclusion is drawn by the full-line people about the dotted-line people's watches.

If you are thinking that these peculiar views

*Or, looking at it another way, when the full-line people see their own watch pointing to 1 sec after zero, it is later than that on the dotted-line watch.

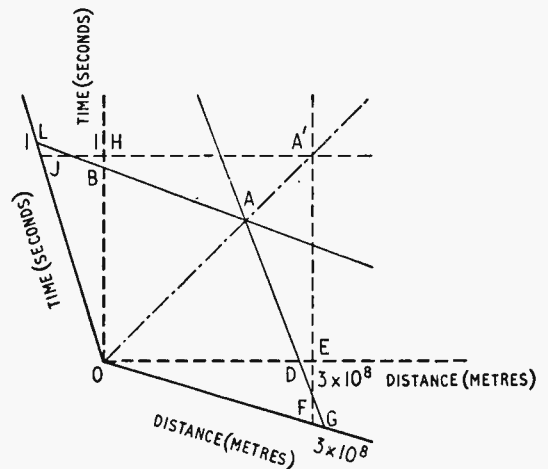


Fig. 4. Fig. 3 is here extended to include the only 1 sec and 3×10^8 metre lines that make each point's view of the other the same.

probably result from failure by the observers to allow for the time taken by light to communicate to them the readings of a watch at widely and rapidly varying distances, let me assure you that observers skilled enough to make such difficult measurements with high precision wouldn't overlook an elementary detail like that.

We now see (I hope) how it is possible for everyone in the universe to agree about the speed of light. They can do so by giving up the idea of time and distance being absolute quantities and admitting that the amount of either depends on the point of view. When things are moving relative to us, by our standards their distances are less and their timepieces are slow.

The next question is, How much less and how much slow? We have seen that the conversion factor from one viewpoint to the other is the fraction DO/EO (or FO/GO) for distance, and BO/HO for time; and the symmetry of the diagram makes these equal. Let us denote this shrinkage factor, or time-slowness factor, by α . It is not hard to see that it depends on the fraction of the speed of light with which the two viewpoints are moving relative to one another. We can call this fraction v/c , or for brevity β . Then α , which is what we want, can be related to β by means of the diagram for either viewpoint (Fig. 2 or Fig. 4), and the answer is the same either way. Let us use Fig. 4.

To avoid confusion I have repeated the relevant parts in Fig. 5, and have added a perpendicular GK from G to OE continued. Now we drew the diagram so that the velocity ratio β is represented by $\tan \theta$. That is,

$$\beta = \tan \theta = \frac{FE}{EO} = \frac{GK}{KO}$$

So $KO = \frac{GK}{\tan \theta} \dots \dots \dots (1)$

Likewise $J\hat{O}H = \theta$. And since we drew DG parallel to JO , and GK parallel to HO , $D\hat{G}K$ is also equal to θ . So

$$\frac{DK}{GK} = \tan \theta$$

and $DK = GK \tan \theta \dots \dots \dots (2)$

We have $\alpha = \frac{DO}{EO} = \frac{FO}{GO}$

and (because EOF and KOG are similar triangles)

$$\frac{FO}{GO} = \frac{EO}{KO}$$

So $\alpha^2 = \frac{DO}{EO} \times \frac{EO}{KO}$

$$= \frac{DO}{KO}$$

$$= \frac{KO - DK}{KO}$$

$$= 1 - \frac{DK}{KO}$$

Substituting in this from (1) and (2),

$$\alpha^2 = 1 - \tan^2 \theta = 1 - \beta^2$$

and $\alpha = \sqrt{1 - \beta^2}$ or $\sqrt{1 - \frac{v^2}{c^2}}$

This is part of what is known to science as the

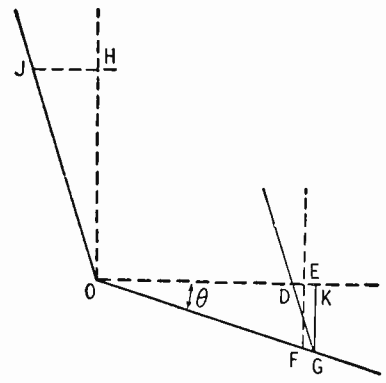


Fig. 5. Part of Fig 4 is repeated here, plus GK perpendicular to OE , for deriving by geometry the conversion formula from either viewpoint to the other.

Lorentz transformation. The same kind of formula applies to time.

If $v = 0$, which means that there is no relative motion between observer and observed, $\alpha = 1$, so there is no shrinkage or time slowing. Even if $v = 3,000$ km or about 1,865 miles per second, α is 0.99995, which wouldn't look very different from 1. But as the speed of light is closely approached the difference becomes very marked, and if we could see a watch travelling (relative to us) at the speed of light we would notice that its dimensions in the direction of motion were zero and it would appear to have stopped, though its owner (travelling with it) wouldn't see anything abnormal about it.

Besides the technical difficulties that may occur to you about making such observations, there is the additional one (which we shall consider next month) that the watch—and its owner—would be infinitely heavy! So that particular experiment is rather out of the question. In fact you may be thinking that any experiment which would show an unmistakable shrinkage or slowing is out of the question and so is the whole fantastic theory.

If so, you may be interested in a line of research quoted by the aforementioned Prof. Peierls in his "The Laws of Nature" (p. 263). Certain particles called mesons, produced by primary cosmic radiation at about sputnik height in the upper atmosphere, have a lifetime of only about 2 microseconds, yet manage to reach the earth. If you work it out you will conclude that to do it in their lifetime they would have to move at hundreds of times the speed of light. But that is agreed by all to be impossible. Their speed is in fact only very slightly less than c . So (as you will see from the transformation formula) the relativity effects are large. It appears that an observer travelling with a meson would confirm that its lifetime was $2\mu\text{sec}$, but to us on the ground his watch would be running very slow indeed and by earth time we would make it nearer 2msec , allowing ample time for the journey. The meson-based observer would have hundreds of kilometres of atmosphere (by our standards) rushing past him at nearly the speed of light, but being subject thereby to drastic shrinkage the distance would be traversable within the $2\mu\text{sec}$ lifetime.

It is fair to mention that Prof. Cullwick has (in his "Electromagnetism and Relativity") greeted this support for the theory of relativity with some scepticism. I can't help feeling a little dubious

about it myself, for if one takes it to its logical conclusion by applying it to photons, which (being light) not unnaturally travel with the speed of light, then it appears that with a photon's-eye view all distances in the direction of motion, however great—even millions of light years—have shrunk to nothing; in other words, a photon has no need to travel anywhere because directly it starts it is already there! Which is very convenient for it, and might seem to provide an answer to the problem of how light gets across empty space! If there is a physicist in the house perhaps he would kindly come forward and state whether this is indeed implied in the special theory of relativity, or if there is a fallacy, and if so where.

That nothing can ever exceed the speed of light follows from the Lorentz transformation, because values of v/c greater than 1 lead to imaginary quantities. So we can never break the light barrier—in empty space. But in air, light travels very slightly

slower, and in glass and other transparent solids and liquids it travels considerably slower. There, the light barrier can be and frequently is broken, for example by high-speed electrons. The result is not the interesting and (to glasshouse owners) destructive bang that accompanies the breaking of the sound barrier, but an interesting (and apparently harmless) blue glow. It is known as the Cerenkov effect, after the Russian scientist who, with two colleagues, was recently awarded a Nobel prize for researches into it. Incidentally, this effect is analogous to what goes on in the now much used travelling-wave tubes, in which a beam of electrons is fired through an artificially-slowed electromagnetic wave path.

Although the strange effects of relativity on distance and time do show up directly in some modern experimental work, they are for the most part a little outside our scope. But mass and energy are also involved, and they touch us more closely. So that is to be the subject next month.

BOOKS RECEIVED

Radioastronomy and Radar, by J. G. Crowther. Short account of the development of radar and of the techniques used in radioastronomy written for the layman and illustrated by photographs and simple drawings. Pp. 64; Figs. 58. Price 10s 6d. Methuen & Co., Ltd., 36, Essex Street, London, W.C.2.

The Face of the Sun, by H. W. Newton. General account of solar activity and accompanying terrestrial manifestations. Includes a chapter on the ionosphere and the emission of radio waves by the sun. Pp. 208; Figs. 37 and 16 plates. Price 3s 6d. Penguin Books, Ltd., Harmondsworth, Middlesex.

Magnetic Recording Techniques, by W. Earl Stewart. Deals with the properties of magnetic materials, the recording process and the design of recording mechanisms, mainly for use at audio frequencies, but with some reference to unconventional methods, such as boundary displacement and flux-sensitive heads. Pp. 272; Figs. 205. Price 66s. McGraw-Hill Publishing Co., Ltd., 95, Farringdon Street, London, E.C.4.

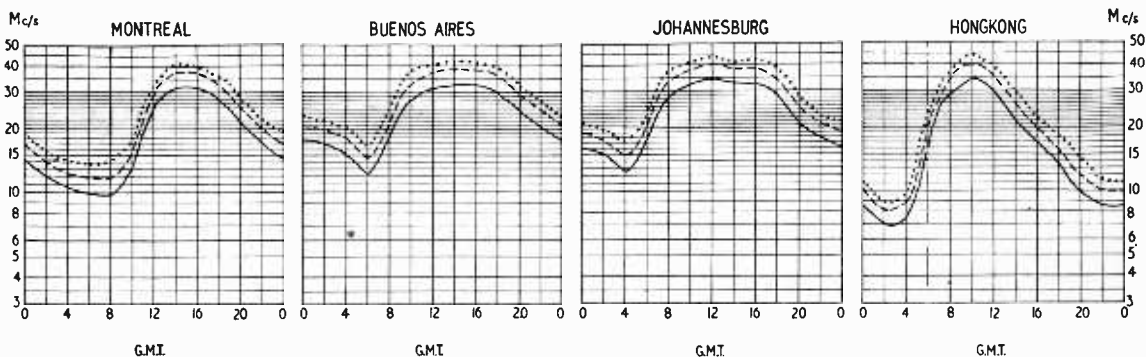
Television Servicing Handbook, by Gordon J. King, Assoc. Brit.I.R.E. Starts with each fault symptom and sets out in logical sequence the appropriate action to locate and remedy the trouble. A practical book indicating useful servicing short cuts as well as the basic theoretical background. Pp. 280; Figs. 165. Price 30s. Odhams Press, Ltd., 96, Long Acre, London, W.C.2.

Telecommunications, by A. T. Starr, M.A., Ph.D., M.I.E.E. Second edition of textbook covering the syllabus of Telecommunications in the London University degree courses. Pp. 470; Figs. 427. Price 37s 6d. Sir Isaac Pitman & Sons, Ltd., Parker Street, London, W.C.2.

Signal Generators, Attenuators, Voltmeters and Ammeters at Radio Frequencies. "Notes on Applied Science No. 19" issued by the National Physical Laboratory, D.S.I.R., describe the equipment and procedures recommended and used at the N.P.L. for calibration. Pp. 16; Figs. 6. Price 1s 6d. H.M. Stationery Office, Kingsway, London, W.C.2.

SHORT-WAVE CONDITIONS

Prediction for February



THE full curves given here indicate the highest frequencies likely to be usable at any time of the day or night for reliable communications over four long-distance paths from this country during February.

Broken-line curves give the highest frequencies that will sustain a partial service throughout the same period.

- FREQUENCY BELOW WHICH COMMUNICATION SHOULD BE POSSIBLE FOR 25% OF THE TOTAL TIME
- — — PREDICTED AVERAGE MAXIMUM USABLE FREQUENCY
- FREQUENCY BELOW WHICH COMMUNICATION SHOULD BE POSSIBLE ON ALL UNDISTURBED DAYS

A Television Prompter

By R. C. WHITEHEAD, A.M.I.E.E.

IT is well known that television news-readers and artists sometimes require inconspicuous aids to supplement their memories, and this has caused a type of rolling caption to be employed in the studios. These rolling captions are prepared in a special typewriter, having characters about $\frac{1}{2}$ in high, and a display measuring about $9\text{in} \times 7\text{in}$ is mounted just above the lens of each camera. Separate scripts are provided by carbon copies, and these are kept running in synchronism with each other by means of contacts operated through sprocket holes in the paper. An operator regulates the speed (and on rehearsal the direction) of transport of the scripts from a control console.

As this system has certain disadvantages, the writer has devised an alternative. This consists of a strip of paper $3\frac{1}{2}$ in wide bearing *conventional* type-script and transported in front of an industrial television camera, the displays taking place on television receivers operated from the r.f. output of the industrial camera. There is no need, of course, to make carbon copies of the script.

Separate scripts are joined together by means of a glue pen, but provision has also been made for jointing by means of staples, which are located outside the typing width and pass through suitable troughs in the script transport channel. An area of about $2\text{in} \times 1\frac{1}{2}$ in is scanned by the industrial camera. In order that the operator may select a particular point in the script at which display commences, the pressure plate holding down the script is made of Perspex.

As in the original equipment, a movable pointer is provided on the left-hand side of the scanning aperture to indicate that particular line of the script which the artist should actually be reading.

Television camera tubes should not be used pointing downwards, owing to the danger of pieces of oxide coating falling from the cathode on to the photo-electric target. The script is therefore scanned via a small mirror set at 45° to the hori-

zontal plane, the camera being mounted in the normal horizontal position. (This necessitates reversal of the frame-scan coils in the camera.) A 2-inch $f1.9$ lens is employed, operated normally at about $f2.8$. The script is illuminated by means of a 24-watt car bulb mounted immediately below the lens, and the normal high-light brightness is 250 foot-lamberts.


If a fully illuminated caption is left stationary in the scanning aperture for a long period, a permanent impression may be left on the camera tube, and to guard against this the lamp is dimmed until the script is driven.

The display receivers may be mounted on the stands of normal studio cameras. With static cameras the receivers may be placed on stands and viewed through large vertical mirrors mounted on the cameras and set at 45° to the axes of the latter. Experiments conducted by the writer suggest that an angle not exceeding 4° should be subtended by the two straight lines joining the performer's eye with the centres of the camera lens and display tube.

For the writer's instrument, designed specially for television news work, the following advantages are claimed over earlier systems:—

1. No special typewriter is needed.
2. Only single rolls are loaded into the typewriter, and finally into the scanning unit.
3. Corrections need only be made on the single copy.
4. There is no danger of loss of synchronism between various displays.
5. For long programmes the problem of script storage is considerably eased.
6. The operator can see passages both before and after that being displayed.
7. Displays of different sizes may easily be arranged.
8. The instrument is much quieter in operation.

Finally, the writer wishes to acknowledge the interest of Independent Television News, Ltd., in this work.



Stereo Conversion Kit

For converting Ferguson 389RG and 601RG radiograms to play stereophonic records, a second independent audio amplifier (with power supply) is provided in their type STA11 unit shown in the illustration. An ECL82 triode-pentode provides amplification in the triode section and three watts output from the pentode.

Cooling Airborne Electronic Equipment

By L. A. WILLIAMSON,* A.M.I.E.E.

USE OF LIQUID CIRCULATING IN CHASSIS WALLS

THE cooling of electronic equipment in high-speed military aircraft has become a problem of such importance that it must be considered at the aircraft-design stage. Inefficient cooling systems impose on aircraft needless weight and burdens in fuel consumption, burdens whose origins lie in the electric and aerodynamic loads created by excessive cooling demands.

Aerodynamic-heating effects, associated with ever-increasing flight speeds, result ultimately in the air, to which electronic equipment hitherto transferred waste heat, becoming no longer economically suitable either as a heat-transporter or as a heat-absorbing sink. This article introduces the possibilities of developing simple liquid-cooling methods, thus offering an attractive and efficient means of meeting the primary problem of transporting unwanted heat away from electronic equipment; the waste heat is ultimately removed by a heat-exchanger which must, for any cooling system, necessarily be provided as an aircraft service.

Two promising techniques, in which the chassis itself becomes an air/liquid heat-exchanger, are described and attention is drawn to the ancillaries necessary to any closed-circuit liquid-cooled system. Improvements in thermal efficiency and thermally segregated layouts are not considered because their benefits are inevitably long-term and marginal compared with the need for greatly improved cooling efficiencies.

History of Cooling Methods.—Under flight conditions in World War II, equipment cooling was hardly ever a problem. Most electronic "boxes" were of open construction, altitudes were not great and the decrease in air temperature with an increase in altitude was often more than adequate in balancing out any overheating tendencies. Flight through cloud often caused water to appear in the "cooling system" and this was troublesome.

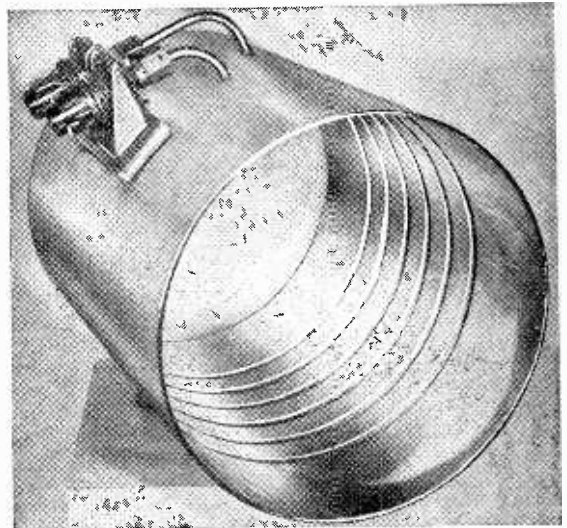
Progress since the war on electronic aids has, in its turn, increased the problem of the removal of unwanted heat from the aircraft. The factors responsible are:—pressurization (necessary to counter flash-over and moisture troubles) which has become almost universal for British military radar; higher heat losses per unit area due to the weight- and space-saving advantages of miniaturization; greater use of electronic aids; greater working powers; and, more particularly, the rapid advance in aircraft performance resulting in higher equipment-bay temperatures, lower air densities and aerodynamic heating.

In high-speed flight, adiabatic compression of air due to the forward passage of the aircraft causes a temperature rise roughly equal to $(v/100)^2$ °C (v in m.p.h.). The air taken inboard for cooling increases in temperature with increasing flight speed until eventually it becomes hotter than the equip-

ment to be cooled. If flight at a supersonic speed continues for any length of time, the temperature of the aircraft structure will rise, heat will flow into equipments and even static components and materials will exceed their own temperature limits. It is well known that +55°C is about the maximum ambient temperature which can be allowed for current military electronic equipment and this temperature could be attained by the air at about 825 m.p.h. (Mach 1.25)—at Mach 2 (1,320 m.p.h.), it would be about 150°C.

About ten years ago equipment cooling was more or less fortuitous in that natural convective and radiation losses to the aircraft structure and thence to the outside air combined favourably to avoid overheating of most equipment. In time, pressurized units were fitted with internal fans (later external), circulatory systems and then double wall pressure cans, often containing an air-to-air matrix for forced-convective cooling. The cooling air for very many present-day equipments is obtained from a scoop in the aircraft fuselage which is connected by ducting to the equipment bay; ram-air enters the scoop, passes over the equipment (or simply into the bay) and thereafter spills to waste. Scoops have limiting pressure heads, ducts involve pressure losses, and, largely due to the reduction in air density with increasing altitude (at 60,000ft about

* Royal Radar Establishment, Malvern.



Part-fabricated pressure-can with ducts formed on one side only. This may be used as a replacement pressure-can for existing equipment suffering from overheating due to operation outside its altitude range.

10% of its sea-level value), the mass flow of air available usually falls far more with altitude than can be compensated by the fall in temperature with increasing altitude (about 2°C per 1,000ft, levelling out at -56°C above 37,000ft).

Improved sources of cooling air (e.g., low-pressure blower, expansion turbine, engine compressor-tapping and regenerative heat-exchangers) together with individual radars with well-designed air cooling systems are now appearing. Even so, overall cooling efficiencies can be very poor; at high altitude considerable power is necessary to supply an adequate mass-flow of air to maintain a typical unit dissipating, say, 300W at a safe working temperature. If in this situation the air becomes no longer available (except by the expenditure of more work, and hence more fuel, into a heat-pump system), other means of cooling must be explored.


Liquid Cooling.—The more practical possibilities are:—expendable methods utilizing the latent heat of vaporization, and requiring no heat-absorbing sink; closed-circuit methods using liquid coolants and refrigeration cycles using a high-temperature refrigerant.

Two closed-circuit coolant methods are possible and differ only in the means used for transferring heat from the electronic equipment. Each uses a pump to circulate a liquid through the electronic equipment, where it takes up heat, and a heat-exchanger, where the heat is removed. This exchanger probably would be air-cooled initially; although it seems reasonable to suppose that ultimately it would be fuel-cooled.

In one method, the electronic equipment is housed in a liquid-tight container which is then simply filled with a heat-transfer fluid of good dielectric properties; a typical British unit would have its weight doubled and the tedious business of draining-off and drying-out, for even the most minor attention inside, would find no favour in the Armed Services.

The other method utilizes a heat-exchanger inside the unit, no wet contact being made between the electronic equipment and the coolant; as this circulates through the chassis itself the cooling is indirect and depends mainly on conductive- and convective-transfer modes. The exchanger techniques adopted provide reasonable flexibility in the construction of "hardware" and for the liquid side to

Two small pieces of ducted aluminium chassis. Left-hand example shows complex duct formations possible and right-hand section is inflated on one side only.



be usable readily either in a simple closed coolant-circuit or in a high-temperature refrigerant circuit (a heat-pump application under long-term consideration).

The essential components of an air/liquid system necessary to maintain a radar at some optimum temperature up to, say, 120°C are given in the accompanying diagram which shows a series flow for two units, one unit having much less waste heat than the other (a frequent arrangement). Clearly, whether a series or parallel flow is desirable must depend on the merits of a particular system—e.g., several boxes of comparable dissipation would almost certainly require parallel flow. Some units in a system (e.g., junction boxes, power units) could operate at higher temperatures than others; but then pressure losses might become the deciding factor.

It is worth emphasizing that any component used in a liquid-coolant system, apart from meeting normal aircraft-design requirements, must meet the temperature-range limits of -40°C up to about +120°C and be acceptably compatible with the materials used in the system.


Heat-Exchanger.—A simple air/liquid heat-exchanger fitted to a unit would undoubtedly promote considerable improvements in cooling efficiency but, in addition to added weight, two drawbacks arise—one, rarely being able to find room for retrospective modifications, the other difficulty being the achievement of thermal segregation without a complex layout.

Here we are interested only in the development of techniques which have early practical applications and enable the chassis itself to utilize the obvious advantages of being the heat-exchanger. Originally, no suitable material was readily available for forming matrix and chassis; sheet-metal fabrication was not seriously considered since it seemed important to keep joints, and thus fabrication difficulties and leakage risks, to the minimum.

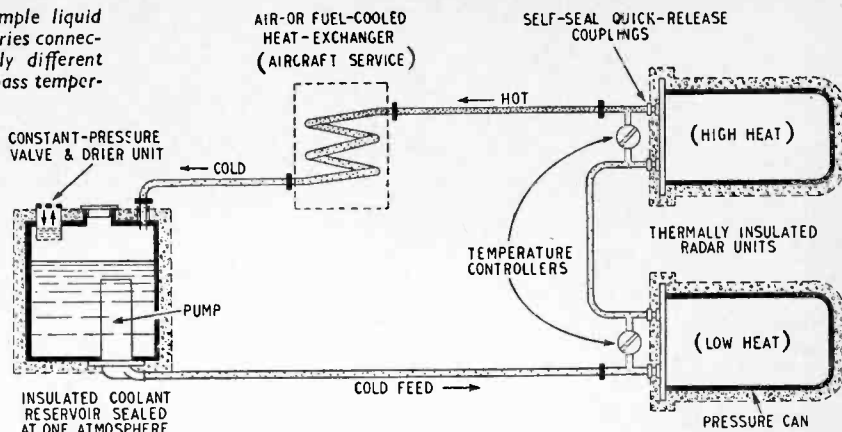
Some early experiments in electroforming matrix valve-screens resulted in attention being drawn to a promising electroformed-honeycomb process. The Ministry of Supply provided a contract for development work on this material, with particular interest in a seamless honeycomb nickel-electroform able to withstand 80 p.s.i. working pressure and an ultimate pressure of 200 p.s.i. With walls only 0.010 in thick the material developed was remarkably strong, very light in weight and with good heat-exchanger characteristics. Subsequent electroplating developments resulted in a virtually stress-free deposit being obtained from a nickel sulphamate bath. The actual matrix is made by electroplating over a metal mandrel of low melting-point, previously drilled and machined to a solid "negative" of the required chassis section. After electroforming, the mandrel is melted out and any traces of internal dross remaining are removed by chemical means to leave a perfectly clean internal surface.

Some time after the work on nickel honeycomb had started, roll-bonded, ducted aluminium sheet was introduced into this country for the refrigerator industry. This material, which is comparatively cheap and readily available, is being examined as a chassis material and appears to have considerable possibilities. The ducts are integral with the sheet and the pattern can be made to suit the component layout; sheets are available in thicknesses 10 to 16

Schematic layout for simple liquid cooling system. Note series connection of units with widely different heat generation, and bypass temperature control valves.



Integral valve screen and small section of chassis produced by the electroformed honeycomb process.



s.w.g. with an adequate range of duct section and duct pattern. (Present experiments utilize 16 s.w.g. material with $\frac{3}{8}$ -in ducts. Duct volume has been 0.25 to 0.3 cc per watt overall—80 cc for 300W unit.)

The duct-ways are usually prepared by silk-screen printing the pattern required on one face of an aluminium alloy sheet and then roll-welding another sheet to it, face to face. Welding does not take place over the printed areas and the ducts can be formed by applying hydraulic pressure (800-1000 p.s.i.) to a temporary connection made by breaking into the pattern, either on the sheet edge or face. The duct walls work harden during the process and give excellent stiffening properties to the material.

Permanent inlet and outlet connections to the ducts may be made, either by cutting away panel material and utilizing a length of duct tube included in the pattern for this purpose, or by soldering or brazing a light alloy tube into a duct. Apart from the difficulties of joining dissimilar tube materials, light alloy is advocated at this point to minimize corrosion risk which would otherwise create a vulnerable junction in the coolant circuit. Adequate soft-soldering facilities are provided by chemical plating of the chassis with nickel. Another obvious application for ducted aluminium sheet would be liquid-cooled pressure-cans to replace conventional cans on established equipment which presents overheating problems; a relatively simple interim method of introducing liquid cooling is thus provided.

Insulation.—The need to restrict heat-transfer through the external surfaces of a radar unit arises where the "normal" condition of heat flow away from the equipment is halted or reversed due to high environmental temperatures. Under these conditions equipment and materials would rise in temperature above their permissible maxima unless means of cooling are provided, not only to remove all waste generated in the electronic equipment, but also to carry away the inflow from external sources.

It is not practicable at present to predict the parameters which would combine to cause sufficient in-

flow of heat to an equipment to make it overheat, because several unknowns are involved—e.g., thermal inertia (both of the aircraft and equipment), flight plan, time during which the equipment is operating, turn-round-time, equipment location within the aircraft, etc. (Present-day electronic equipment in a short-range fighter—ram-air temperature 150/200°C—may not necessarily overheat, while a long flight with ram-air temperature of about 80°C could cause serious overheating.) In fact the thermal characteristics of an equipment can only be assessed satisfactorily by means of chamber-simulated tests.

Two methods of restricting external heat flow into airborne radar units are being considered—thermal insulation and radiant-heat reflection. These are probably best described by application to a typical unit, the figures quoted being only sufficiently accurate to be illustrative. It is interesting to note that the external construction of present-day airborne radar units almost invariably takes the form of a light-alloy sheet-metal cylinder, domed at one end and arranged, at its other end, to form a pressure seal on a machined face of the front panel of the internal chassis; the unit is internally pressurized with air to about 20 p.s.i. (absolute).

A typical unit may dissipate 300 W of waste heat in a cylindrical container of dimensions about 20in long \times 10in diameter and, in the highest temperatures generally associated with subsonic flight, its "can" temperature (as customarily measured on the outer face of the pressurized can) would probably not exceed 70°C. If an inch of thermal insulation—cork, felt, etc., is added to all external surfaces, approximately 90% of the internal waste heat must be removed (or the can temperature would run up theoretically to several hundred degrees Centigrade—and this would cause an all-round failure).

If this same insulated unit is now used in a high-speed aircraft where the environmental steady-state temperature is, say, 120°C and the can temperature held at 70°C by some cooling aid, the added inflow cooling load due to heat flow through the insulation would be approximately 30 W. Without the insulation, of course, the added cooling load would be quite impractical.

Unfortunately conventional insulation, although having a low thermal conductivity, is not, as far as weight and temperature range are concerned, a suitable material for use as an external lining to radar boxes—nor, even more important, does it lend

itself as a constructional material for this purpose. In its place the use of glass-laminate sandwich construction, using epoxy or polyester resins, is being considered as a direct substitute for the metal pressure can and front panel. The thermal conductivity for a 1-in wall glass-laminate container would appear to lie between 1 and 3 BThU/ft²/hr/°F; this is about ten times greater than for conventional insulating materials: this would mean an inflow cooling load of about 300 W.

The other and more attractive method utilizes the considerable heat-flow restriction associated with polished surfaces. A pressure-can having a closely-encompassing, external, light-gauge aluminium jacket which need be only strong enough for handling purposes is visualized. Internal, external and mutually-reflecting surfaces would be of polished aluminium with an anodized finish. The pressure-can proper would be made in a clad alloy for structural strength with the jacket supported by plastic-laminate spacer rings: it may be necessary to vent the jacket annulus to avoid pressure differentials. Modern aluminium polishing is claimed to give an emissivity lower than 0.1 and, even with the hazards of normal usage, the reflecting properties should make, for the average type of unit described, an added cooling load of only about 15 W.


Both methods create constructional problems. The former offers robustness and requires little development work, but there are possible temperature limitations and comparatively high inflow loads; the latter offers weight saving, low cooling loads and no temperature problem, but requires a fair amount of development. It is possible that a combination of both methods may become necessary.

Ancillaries.—Quick-release terminations, which automatically seal on disconnection, are self-evident necessities for both the coolant hose and the equipment. Couplings so far used are off-the-shelf, aircraft hydraulic types and these have been satisfactory for laboratory experiments. Although no existing coupling is known to meet requirements, little development should be involved in meeting the ability to seal without leaks at the comparatively low working pressures of about 20 p.s.i. and the selection of body and seal materials compatible with the coolant used.

While fixed-installation coolant-pipe runs in the aircraft may be assumed to be of copper or light alloy, it is necessary, for maintaining anti-vibration facilities and for quick release, to make the final equipment connection in flexible hose. Aircraft-type, braided, synthetic-rubber hydraulic hose has for convenience been used so far; but this does not imply its compatibility with the coolant finally selected.

Small coolant pumps may have to be designed to suit the pressure losses and flow rates required for various systems. Our experiments have utilized an aircraft-type, submerged fuel pump rated at 100 gallons per hour, 15 p.s.i. pressure-head and consuming 120 W of drive power. Little development would be necessary to modify this type of pump to meet the requirements.

The coolant reservoir or header tank would have a capacity of a gallon or so and would need to be designed as a sealed unit to withstand a working differential pressure of about ± 15 p.s.i. Altitude would create a positive pressure difference of up to about 14 p.s.i. and an "inverse-pres-



Early honeycomb-type chassis. High-dissipation valves (wire connections only are visible) are mounted in the integral type of screen shown, detached from chassis, in other photograph. Coolant-hose connections are made to the two large screwed unions on panel. Whole chassis, without components, weighs only 1½ lb.

sure fault" of the same order could arise in the event of a leak developing on ascent and becoming self-sealing on descent. If the reservoir is not sealed difficulties would be created in the unwanted boiling of the coolant at altitude and in moisture-absorption troubles to which some coolant fluids are prone. Thermal insulation of the tank would, of course, be necessary. Apart from the pump, other necessary components to be fitted to the reservoir tank would be a constant-pressure relief valve and drier unit, coolant-level indicator and filler cap. The relief valve is necessary to compensate for the pressure variations arising from the wide changes in temperature to which the coolant is liable.

The other main component needed is a simple bypass-type temperature controller. This requires development; but it is envisaged in a quite small unit, probably being mounted on the inside of the radar-unit panel or possibly combined with the inlet and outlet unions as a composite assembly. Its temperature differential could be quite coarse—possibly 10 to 20°C.

Choice of Coolants.—The properties required of any coolant fluid must be:—

- (a) Mobility at any temperature between -60°C and $+100/120^{\circ}\text{C}$; it need be fluid only above about 0°C .
- (b) High flash and fire points with no explosion hazard.
- (c) Little or no toxic tendencies.
- (d) Low viscosity to keep pumping power down.

(e) Good heat transfer properties.

(f) Low corrosion and/or chemical action on the commonly-used aircraft materials, particularly light alloys and seal rubbers.


(g) Chemical stability.

Water has everything to commend it, except for the limited temperature range in which it can be used and for corrosion tendencies. Glycol-water mixtures have been used; but these create a greater corrosion problem, particularly on "mixed" metals and steels; it would be necessary to have a system manufactured uniformly in either plated copper or aluminium throughout.

Several synthetic fluids have been considered but the only fluid even having claims to meeting all requirements is a silicate ester-based fluid produced by Monsanto Chemicals, Ltd., and known as Heat Transfer Fluid RD6195. Experiments are in progress to assess the performance of this fluid in the chassis materials described earlier. The claims made include a temperature range of -65°C to $+200^{\circ}\text{C}$ with specific heat about twice that of air and half that of water, and thermal conductivity about four times that of air and a fifth that of water. Specific gravity is about 0.9 and dielectric strength is adequate.

Conclusions.—This article has not discussed improvements in thermal efficiencies because, on a short-term basis, little practical change can be visualized in the inevitable losses associated with components such as resistors, transformers, valves, etc. Transistorized electronic units, of course, offer considerable scope in the reduction of waste heat, although, until high-temperature transistors come

Experimental ducted aluminium chassis before wiring. Note valve screens soldered to chassis and bayonet-type coolant hose unions.



into wide use, the cooling problem is likely to remain a major one.

Raising the working ambient temperature brings about an effective improvement in thermal efficiency. Although some components working up to 500°C may be available, it seems unlikely that a complete range of electronic components having working temperatures much in excess of 100°C will ever materialize. Thus, even with well-designed and segregated layouts, the maximum working temperature is unlikely to exceed 80 to 90°C .

While the disadvantages of a closed-circuit liquid-cooled system appear to be confined to some loss of flexibility in experimental construction and the almost negligible risk of leaks, the advantages expected from liquid cooling in general may be summarized thus:—

(1) Reduction in fuel consumption due to weight-saving in ducting, air-blowers, drag, generator capacity, etc.

(2) It is the only way yet known offering ready practical application to the cooling of electronic equipment in aircraft having performance much in excess of those at present in service.

(3) Greatly improved heat-transfer characteristics, particularly since heat can be taken into the cooling system virtually at its source.

(4) Improved reliability due to operation within much narrower temperature limits than has been hitherto standard practice.

(5) Greater thermal loading is possible.

(6) Thermal segregation is more readily achieved.

(7) The power expended in coolant circulation is a small fraction of that expended in some air systems.

(8) Small bore pipes are used, instead of large section air ducting.

(9) No special maintenance difficulties are involved.

Much experience in the use of integral-chassis heat-exchanger construction needs to be built up; but early experiments are sufficiently impressive to encourage development work on a much wider scale. The particular potential it offers to both airborne and ground equipment is simple and effective temperature control resulting inevitably in improved reliability.

Acknowledgment.—The author would like to acknowledge the work done by Mr. J. E. Green of the Royal Radar Establishment on integral-chassis heat-exchanger techniques.

[Crown copyright reserved]

B.B.C. Handbook

WITHIN its 280 pages the "B.B.C. Handbook" for 1959 presents a very comprehensive review of the past year's work of the Corporation in providing the national and external sound services and its television service. Amongst the useful reference material in the Handbook are facts and figures about transmitting stations (in which there are over 180 transmitters), programmes, licences and the B.B.C.'s income from them, and numerous tables, charts and maps. It is heavily weighted on the programme side but there is an interesting section covering the work of the various departments of the Engineering Division which employs a staff of over 5,000—about a third of the Corporation's total. The Handbook costs 5s.

Alternatives to the Wien Bridge

With Modifications Giving Improved Characteristics

By J. F. YOUNG,* A.M.I.E.E., A.M.Br.I.R.E.

WHEN a problem arises which was met and solved many years ago, one naturally uses the same solution. However, an occasional re-examination of some of these stock solutions does no harm; in fact it is often beneficial. One of these problems where almost everyone uses the standard approach is the design of a simple variable audio frequency oscillator. Most people want to avoid the use of multi-gang controls or at least to use as few gangs as possible. Consequently they finally decide on the Wien bridge circuit which appears to have been first used around 1930¹.

In the early days a true bridge was used with its supply from a transformer, but in later years designers have learned to release valve cathodes from the earth (e.g. refs. 2, 3, etc.) and use the selective part of the circuit in other ways, so that the transformer is no longer required. Today many, perhaps most, precision audio oscillators use this approach. In some precision decade oscillators it has been found necessary to compensate for the impedance of the source supplying the selective circuit and one way

of doing this is given in references 4 and 5. Terman⁶ pointed out that if variable capacitors are used rather than variable resistors, the input impedance of the selective circuit does not vary as the oscillator is tuned. This fact has been used in some commercial oscillators⁷. The effects of component tolerances have been discussed by Clarke⁸ and of stray capacitance by Diamond⁹.

It will be seen from the above that a great deal of work has been done to find out the best way to use the Wien bridge in oscillators and to determine its characteristics under various conditions. Very much more work has been done on the actual design and construction of oscillators using the Wien bridge and many articles describing this work have been and are being published. This is all rather strange when it is realized that other circuits, rather simpler in form and more obvious in action, give exactly the same frequency response as the Wien bridge.

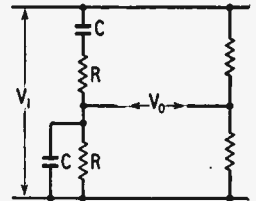


Fig. 3 Complete Wien bridge.

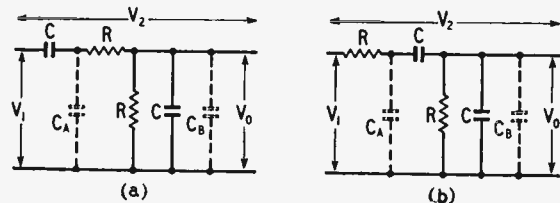


Fig. 1 The Wien half bridge.

Basic Circuits

The basic half Wien bridge used in oscillators is shown in Fig. 1. The arrangement of Fig. 1(b) is often seen in oscillators, and at first sight it is exactly the same as Fig. 1(a). However, when the stray capacitances (shown dotted) are considered Fig. 1(b) has a disadvantage. By applying Thevenin's theorem to Fig. 1(a), it can be seen that the stray capacitance C_A simply adds some attenuation which does not vary with frequency and at the same time effectively appears in parallel with the input capacitor. Since the other capacitor has a stray capacitance C_B across it, the increase of the input capacitor by C_A is actually beneficial. On the other hand in Fig. 1(b), Thevenin's theorem shows that a frequency dependent attenuation is added by C_A , and C_A effectively appears across the input resistor. This upsets the frequency response of the circuit and the stray capacitances are introduced into the coefficients of the circuit equations in a rather more complicated manner than is the case for Fig. 1(a).

If the stray capacitances are not taken into account, the frequency response of either Wien half bridge is

$$\frac{V_0}{V_1} = \frac{j\omega CR}{1 - \omega^2 C^2 R^2 + 3j\omega CR} \quad \text{where } \omega \text{ is } 6.28$$

times the frequency of V_1 . This can be regarded as a vector and the locus of the tip of this vector as the frequency varies is plotted in Fig. 2. For the sake of generality, the curve is marked with values of ωCR ,

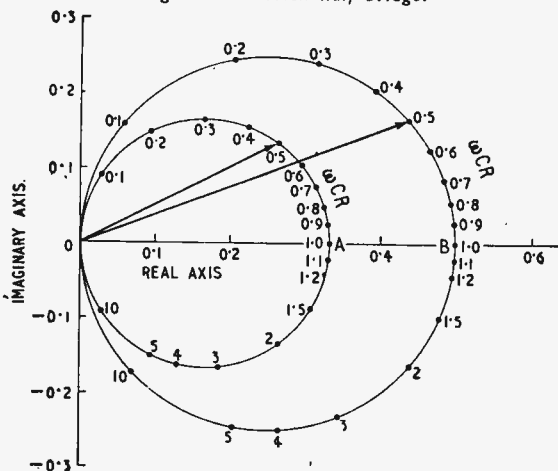


Fig. 2 Frequency response; A—circuit of Fig. 1; B—circuit of Fig. 7.

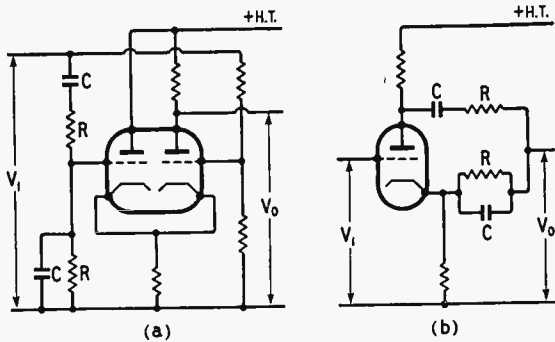


Fig. 4 Bridges with common input-output terminals.

rather than values of frequency. At a frequency where ωCR is unity, the output voltage is one-third of the amplitude of, and in phase with, the input voltage. Therefore if the network is placed in the positive feedback path of an amplifier, oscillation will tend to take place at a frequency where $\omega CR = 1$, provided the gain of the amplifier is greater than 3.

The rate of change of phase shift with frequency should be as large as possible at the oscillation frequency if the selective circuit is to have good control. Phase shifts in the associated amplifier then have a reduced effect on the frequency of oscillation. One way of improving the rate of change of phase with frequency is to subtract from the output of the network a voltage in phase with the input voltage. This can be done by use of a slightly unbalanced complete Wien bridge as shown in Fig. 3. This has the effect of moving the vector locus to the left.

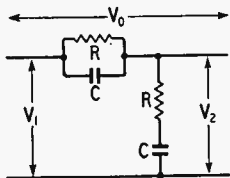


Fig. 5 Inverted Wien bridge.

to use a transformer at the output because of the lack of a common terminal between input and output. It is now possible, however, to use a differential amplifier as shown in Fig. 4(a) to overcome this disadvantage and at the same time provide the extra gain. Another method³, in which anode and cathode resistors are used as the resistive bridge arms, is shown in Fig. 4(b). The resistive arms of the

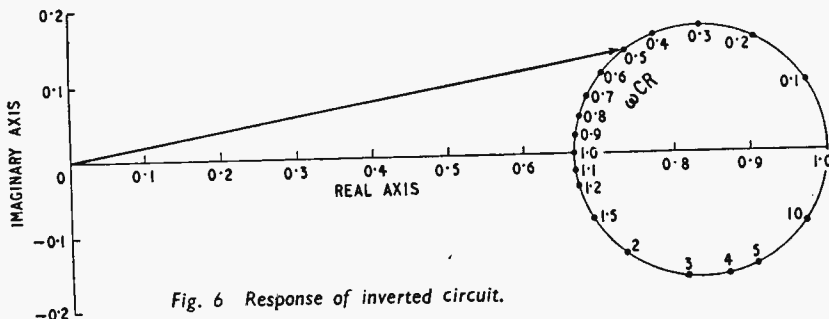


Fig. 6 Response of inverted circuit.

bridge can be made non-linear, provided that they have slow response (e.g. a thermistor or a lamp) in order to control the gain to that required for a reasonable amplitude of oscillation. Sometimes the non-linearity of the valves is used to limit the amplitude of oscillation¹⁰.

If the Wien half bridge is inverted and the output is taken from across the series capacitor and resistor as shown in Fig. 5, the output voltage V_2 is

$$V_2 = V_1 - V_0$$

so that

$$\frac{V_2}{V_1} = 1 - \frac{V_0}{V_1}$$

The response of the inverted circuit is therefore one minus the response of the original circuit. This inverted circuit response is plotted in Fig. 6. The attenuation is a maximum and the output is in phase with the input when ωCR equals one. The arrangement therefore tends to reject one frequency and it will cause oscillation at this frequency if it is used in a negative feedback loop around an amplifier which has frequency independent positive feedback.

The Wien bridge is occasionally used^{11, 12} with dissimilar components as shown in Fig. 7. The object of this is to reduce the attenuation to two times (from three times) at the oscillation frequency. However, this approach reduces the selectivity, as can be seen from the expression for the response of the circuit

$$\frac{V_0}{V_1} = \frac{2j\omega CR}{1 - \omega^2 C^2 R^2 + 4j\omega CR}$$

which is plotted in Fig. 2 together with the response for the more usual component values.

Two Alternatives

It has been stated that the Wien bridge is not the only circuit giving the vector locus of Fig. 2. Two circuits which give identical results are shown in Fig. 8. These circuits seem much more obvious for application to oscillators than does the Wien bridge, so a search of the literature was made to discover if they had been used. It was found that they were suggested in a short note in 1945 by Duono¹³ and have since been mentioned by Morris¹⁴, but no evidence of their use in oscillators was found. This is surprising, since the only advantage which the Wien arrangement appears to have is an increased input impedance. As with the Wien circuits, the input impedance is constant if a variable capacitor is used. Stray capacitance to earth can easily be taken into account in the circuit of Fig. 8(a), which is therefore to be preferred. While no mention has been found of these circuits being used in

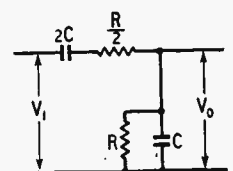


Fig. 7 Wien bridge with dissimilar components.

oscillators, they have been used in a selective amplifier.¹⁶

A variation of these circuits which is used in oscillators¹⁶ is the bridged T shown in Fig. 9. Comparison with Fig. 8(b) shows that the one circuit is the same as the other except that it is inverted. The relationship between the output voltage V_2 in Fig. 9 and the input voltage V_1 can be expressed in terms of voltage V_0 in Fig. 8(b) in the way given above for the inverted Wien bridge, so that

$$\frac{V_2}{V_1} = 1 - \frac{V_0}{V_1}$$

The vector locus for the circuit of Fig. 9 is therefore a mirror image of that given in Fig. 2, moved over to the right one unit as shown in Fig. 6. The circuit gives a maximum attenuation of 0.66 when ωCR is equal to unity. The rate of change of phase is less than that obtained with the circuits of Fig. 8, though this can be improved by subtraction of a voltage in phase with the input voltage as mentioned in connection with the other circuits. Since the attenuation is a maximum rather than a minimum at the frequency where the output is in phase with

the input, the circuit is used in a negative feedback loop around a positive feedback amplifier to produce an oscillator.

If dissimilar values of capacitors and resistors are used, as shown in Fig. 10, the relationship between output and input voltage is

$$\frac{V_0}{V_1} = \frac{j\omega C_1 R_1}{1 - \omega^2 C_1 R_1 C_2 R_2 + j\omega(C_1 R_1 + C_2 R_2 + C_2 R_1)}$$

Now if we make $C_1 R_1 = C_2 R_2 = CR$ but make $C_2 R_1 = KCR$, the relationship becomes

$$\frac{V_0}{V_1} = \frac{j\omega CR}{1 - \omega^2 C^2 R^2 + j\omega CR(2 + K)}$$

This is plotted as a vector locus in Fig. 11 for various values of K . It is seen from Fig. 11 that when K is one, the locus is identical with that given by the Wien bridge, but as K is reduced, the attenuation falls and the selectivity improves. Similar effects can be obtained with the inverted (bridged T) circuits^{17, 18} of Fig. 9. To select actual values of the capacitors and resistors for a given frequency, we must have

$$C_1 R_1 = \frac{1}{6.28f}$$

and $C_2 = KC_1$ and $R_2 = R_1/K$.

The disadvantage of this arrangement is that as K is reduced so the value of C_2 must be reduced. The stray capacitance across C_2 therefore sets a limit to the value of K which can be used if oscillation is required at high frequencies. A further disadvantage is that the two-gang tuning element, whether it uses resistors or capacitors, must have two dissimilar values which are reasonably accurately ganged.

Isolating Stages

A value of K equal to zero cannot be obtained with the circuit of Fig. 10, since this would necessitate making R_2 equal to infinity. However, a zero value of K can be obtained by isolating the two halves of the circuit, for example by a cathode follower as shown in Fig. 12. In effect, the circuit is essentially a simple C-R high-pass filter followed by a low-pass filter, both filters having the same cut-off frequency. Once this fact is realized there are clearly many more ways of achieving the same result. For example, Fig. 13 shows how a pentode can be used both to give gain and to isolate the two halves of the circuit. Since the pentode is a constant-current generator, the output voltage is determined by the anode current and the load impedance.

$$\begin{aligned} V_0 &= \frac{I_a R}{1 + j\omega CR} \\ &= \frac{g_m V_1 j\omega CR}{1 - \omega^2 C^2 R^2 + 2j\omega CR} \end{aligned}$$

Hence this circuit also gives an effective zero value for K . The advantages of these circuits over Wien bridge circuits are:—

1. The attenuation at the frequency of oscillation is reduced, the output voltage being one half rather than one third of the input voltage.

2. The selectivity is improved, the rate of change of phase with frequency being greater than that of the Wien bridge.

A practical circuit using the arrangement of

(Continued on page 95)

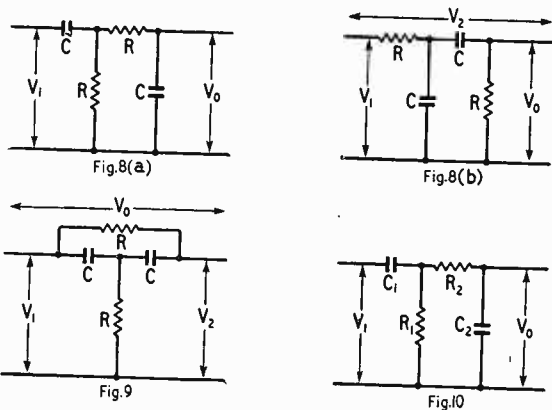


Fig. 8 Alternatives to the Wien bridge.

Fig. 9 Bridged T.

Fig. 10 Circuit with dissimilar components.

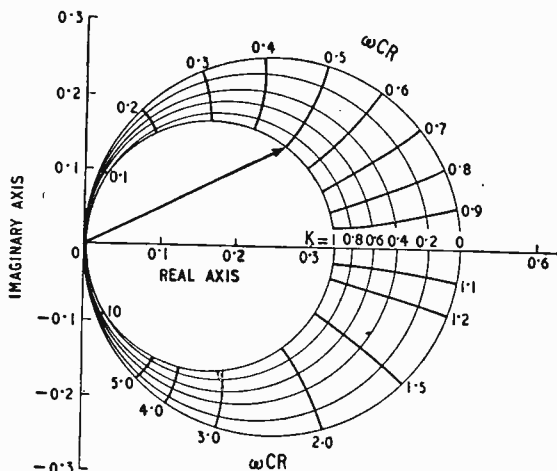


Fig. 11 Effect of variation of K .

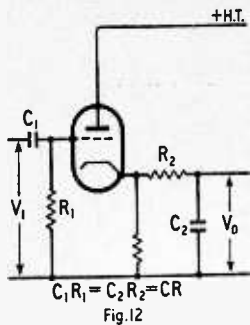


Fig. 12 Isolated circuit having $K=0$.

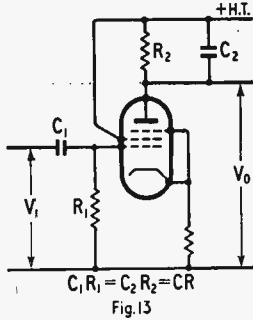


Fig. 13 Pentode isolated circuit.

Fig. 12 in conjunction with the differential amplifier of Fig. 5 is shown in Fig. 14. This circuit was intended for use at quite low frequencies so it is directly coupled except for the high-pass filter section. It is capable of oscillation at several hundred kilocycles per second, however, although no attempt has been made to limit stray capacitance. Since the

REFERENCES

- ¹ Scott, H. H. "A New Type of Selective Circuit and some Applications," *Proc. I.R.E.*, 26, 226 (1938).
- ² Chance, B., et al. "Waveforms," p. 122, McGraw-Hill (1949).
- ³ Brockelsby, C. F. "The Wien Bridge and some Applications," *Electronic Engineering*, 24, 450 (1952).
- ⁴ Davidson, J. A. B. "A Precision Decade Oscillator," *Proc. I.R.E.*, 40, 1124 (1952).
- ⁵ Wray, W. J. "More on the RC Oscillator," *Proc. I.R.E.*, 41, 801 (1953).
- ⁶ Terman, F. E., et al. "Some Applications of Negative Feedback," *Proc. I.R.E.*, 26, 649 (1939).
- ⁷ Dawe, F. W. "A Wide Range Audio Oscillator," *Electronic Engineering*, 19, 246 (1947).
- ⁸ Clarke, K. K. "Wien Bridge Oscillator Design," *Proc. I.R.E.*, 41, 246 (1953).
- ⁹ Diamond, J. M. Correspondence, *Proc. I.R.E.*, 42, 1448 (1954).
- ¹⁰ Seymour, R. A., and Smith, J. S. "Design and Performance of a Simple V.L.F. Oscillator," *Electronic Engineering*, 27, 380 (1955).
- ¹¹ Bell, D. A. "Balanced RC Oscillator," *Electronic Engineering*, 19, 246 (1947).
- ¹² Sowerby, J. McG. Selective RC Circuits at Low Frequencies," *Wireless World*, 56, 223 (1950).
- ¹³ Dueno, B. "A Circuit Study," Correspondence, *Proc. I.R.E.*, 33, 66 (1945).
- ¹⁴ Morris, D. "Q as a Mathematical Parameter," *Electronic Engineering*, 26, 306 (1954).
- ¹⁵ Beattie, J. R., and Conn, G. K. T. "A Simple L.F. Amplifier," *Electronic Engineering*, 25, 299 (1953).
- ¹⁶ Sulzer, P. G. "Wide Range RC Oscillator," *Radio and Television News*, 44, 43 (Sept. 1950).
- ¹⁷ Brown, D. A. H. "The Equivalent Q of RC Networks," *Electronic Engineering*, 25, 294 (1953).
- ¹⁸ Sulzer, P. G. "A Note on a Selective RC Bridge," *Proc. I.R.E.*, 40, 339 (1952).
- ¹⁹ Ludbrook, L. C. "Step to Frequency Response Transforms for Linear Servo Systems," *Electronic Engineering*, 26, 51 (1954).
- ²⁰ Villard, O. G. "Selective A.F. Amplifier," *Electronics*, 22, 77 (July, 1949).
- ²¹ Raistrick, W. G. "Phase Shift Oscillators," *Wireless World*, 56, 409 (1950).

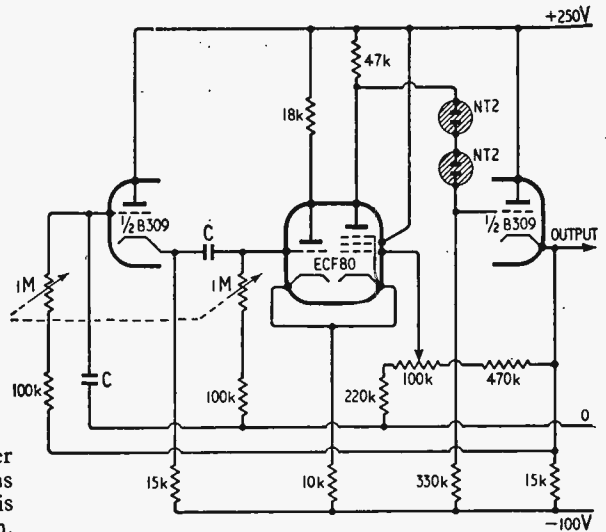


Fig. 14 Practical oscillator circuit.

circuit is required to oscillate at frequencies below the range at which thermistors or lamps can be used in amplitude controls, a manual amplitude control is fitted. This could be replaced in a higher frequency oscillator by non-linear elements.

An ECF80 triode pentode is used as the difference amplifier, with a B309 double triode used as two cathode followers. The output is connected back through the selective circuit in a positive feedback path and through the amplitude control in a negative feedback path. There is thus direct-coupled negative feedback around the amplifier stage and this helps to stabilise the operating bias. Since, at the frequency of oscillation, the positive feedback predominates over the negative feedback, there is a resultant overall positive feedback. Therefore, although the output is taken from a cathode follower the output impedance is several thousand rather than several hundred ohms. An output voltage amplitude of 100 volts peak-to-peak is obtainable with good waveform. The circuit could be used as a selective amplifier by injecting the input voltage to the lower end of the amplitude control chain and adjusting the control to prevent oscillation.

The circuits given have advantages over the usual Wien bridge, although they are inferior to circuits using three variable elements, such as the twin T¹, and to circuits using two selective bridges in cascade^{20,21}. The circuits in which the two halves of the filter are isolated are very flexible since the a.c. coupling of the high-pass filter and the d.c. coupling of the low-pass filter can be inserted at any suitable points in the oscillator loop, not necessarily adjacent. In a decade oscillator, the source impedance problem⁴ is reduced, since, provided both filters are supplied from equal source resistances, the overall effect is simply an attenuation.

It is seen that there are many circuits with only two-gang control capable of giving an identical, or an improved, response compared with the Wien bridge. While most of these have been mentioned in the literature, they seem to have been little used in oscillator circuits. This is surprising when the large number of Wien bridge oscillators which have been described and manufactured is considered.

Manufacturers' Products

NEW ELECTRONIC EQUIPMENT AND ACCESSORIES

Two Oscillators

IN the Dawe Type 441 a modified Wien bridge oscillator feeds a push-pull amplifier with a cathode-follower output of up to 100mW, constant to within ± 1 dB over the frequency range from 5c/s to 600kc/s (covered in 5 decades). The output can be continuously varied by up to 40dB using a bridged-T attenuator to give a constant source impedance of 600 Ω . Negative feedback and the use of thermally sensitive resistive elements in the resistive arms of the Wien bridge to stabilize the oscillation amplitude at a level within the linear range of the amplifier together result in a distortion of $\frac{1}{4}$ % at all frequencies except below 20c/s where it rises to 0.5% at 5c/s. The hum and noise is less than 0.1% of the maximum output except near the mains supply frequency where it can rise to 0.2%. A small amount of positive feedback round the output stage is used to reduce its impedance nearly to zero (the 600 Ω being added to the secondary of the transformer) so that there is negligible reaction of the load on the oscillator. This instrument costs £95.


Another Dawe oscillator with a similar appearance (Type 440) gives an increased output of up to 6W (into 15 or 600 Ω) with a total harmonic distortion of less than 0.5% over a narrower frequency range from 40c/s to 15kc/s. Outside this range the distortion rises, but for 3W output does not exceed 3% at the frequency limits (for his oscillator) of 20c/s and 20kc/s. The Type 440 costs £98.

Both these oscillators are manufactured by Dawe Instruments Ltd., of 99, Uxbridge Road, Ealing, London, W.5.

Radio Maintenance Aids

WITH the various chemical cleaning fluids now available there is no reason at all why wavechange switches, or any of the moving parts in a radio set which carry current should persistently remain noisy. A drop of one of these fluids in the right place effects a cure. A new

Right:—Bridisco radio switch cleaning fluid in 'Aerosol' (pressure-type) container with flexible dispensing tube.



Left:—Dawe type 441 oscillator.




addition is the "Bridisco" switch cleaner, available in two different forms, one in an ordinary tin (standard) the other in a pressurized container described as an "Aerosol" pack. A slight pressure on the top cap of the Aerosol container projects a controlled quantity of the fluid on to the work via a flexible plastic dispensing tube. The standard form costs 4s 1½d and the Aerosol variety 8s 3d. The pressurized pack is said to be very economical.

Other useful items for the professional's or home workshop is a 50-ft card of nylon drive cord for tuning dials (6s) and a tube of radio cement which is said to be acid proof, heat and waterproof and which will join, or repair, metal, glass, plastic, rubber, ceramic and wood among other materials. It costs 2s.

The suppliers are British Distributing Co., 591, Green Lanes, London, N.8.

Stabilized Power Supply

THE "Loma" Type 41 stabilized power supply is intended for use with any industrial electronic equipment requiring a supply voltage of 250V or 300V at 0



Loma Type 41 stabilized power supply unit (Automa Engineering).


to 100mA. It is valve stabilized and employs a high-gain d.c. amplifier and operates from a.c. mains of 200 to 250V, 40 to 60c/s.

The output voltage is held constant at ± 0.1 % over the full working range of load current and for input voltage fluctuations of ± 7 %. The output impedance is 0.1 Ω and noise and ripple levels are less than 250 μ V.

The equipment, which consists of two units, can be assembled to give alternative dimensions of 14 x 5 x 6½in or 10 x 7 x 6½in. It is made by Automa Engineering Group, Ltd., Cherry Tree Rise, Buckhurst Hill, Essex, and the price is £31.

Versatile Connector Kit

SHOWN in the illustration is a kit of parts from which a wide variety of the "Varicon" connectors made by N.S.F., Ltd., 31-32, Alfred Place, London, W.C.1, can be assembled with no other tools than a screwdriver. The kit is intended for use of equipment makers and in experimental laboratories requiring at short notice plug and socket connectors of possibly non-standard type. The expression "plug and socket" is not strictly correct in the present case since a feature of the Varicon design



N.S.F. Varicon connector kit.

is that the contacts are flat and fork-shaped, the male and female parts mating with the flat surfaces at right angles.


A standard kit contains approximately 460 separate parts and enables connectors with up to 44 contacts to be quickly and easily assembled in a single block.

Magnetic Tape Splicer


THE photograph shows the "Easysplice" with a length of tape in the position for cutting or splicing. With its coating downwards, the tape is fixed with one edge against a shallow step along the splicer using the spring-loaded clamps at the sides. The tape can be cut by drawing a blade (preferably non-magnetic) along the slot cut through the top of the step and inclined to the tape width. Alternatively, two previously cut lengths of tape can be abutted along their cuts in a similar way, and spliced with adhesive tape. This splicer costs 7s 3d (including postage) and is available from E. Mayrick, 30 Lawrence Road, Ealing, London, W.5.

Coaxial Direction Coupler


FOR measuring forward- and backward-going powers up to 5W (c.w.) to an accuracy of 2 per cent at any chosen fixed frequency up to 600Mc/s in 52- Ω coaxial lines the directional coupler type A7092 is available from Armstrong Whitworth. The coupling is formed by a single loop which is terminated at its two ends by equal pure resistances. The currents induced in one resistor by the electric and magnetic fields are arranged to add for forward-going power and cancel for backward-going power, these effects being interchanged for the other resistor. Thus the current in one re-



Armstrong Whitworth coaxial directional coupler.



Eddystone geared slow-motion drive unit with overall ratio of 110 to 1.



"Easysplice" magnetic tape splicer.

sistor gives a measure of the forward-going power and that in the other the backward. Since the currents are proportional to the power frequency, the calibration frequency must be specified when ordering. The coupling is, however, broadband, so that the instrument can be used to measure standing wave ratios at other frequencies. The directivity is about 26dB and the coupling coefficient about 30dB. This coupler is manufactured by Sir W. G. Armstrong Whitworth Aircraft, Ltd., Baginton Aerodrome, near Coventry.

Precision Slow-motion Drive

A WELL-MADE slow-motion drive unit (Eddystone Cat. No. 898), intended primarily for precision instrument applications, but eminently suitable also for home-constructed communications receivers, has been introduced by Stratton and Co., Ltd., Eddystone Works, Alvechurch Road, Birmingham, 31.

A pendant pointer 2½in long travels horizontally across six scales 7in in length; five are blank for the instrument calibrations, but the bottom one is engraved 0 to 500 in steps of 100. A circular vernier scale marked with 100 divisions makes five complete revolutions for a single traverse of the main pointer, and in conjunction with the 0 to 500 scale provides 500 divisions for precise calibration, or for logging stations if the dial is fitted to a receiver.

The movement is gear-driven assisted by a loaded flywheel, giving a smooth, positive drive with an overall reduction of 110 to 1. The dial measures 9¾in × 5¼in, weighs approximately 1lb 4oz, and is fitted with a Perspex window in a die-cast surround finished in glossy black. The price is £2 18s complete with knole, fixing screws and a drilling template for mounting, and it can be fitted to wood or metal panels of up to approximately ¼in thick.

News from the Industry

Preformations, Ltd., has been formed by Plessey to manufacture "Magloy" cast permanent magnets. These are being made in this country under an agreement concluded between Plessey and the Arnold Engineering Co. of Illinois. The new company, of which the directors are A. G. Clark (chairman) and A. E. Underwood, of Plessey, and R. M. Arnold of the American company, is operating from the Plessey Group factories on the Cheney Manor estate at Swindon, Wilts.

Microcell, Ltd., who operate three manufacturing divisions — aircraft engineering, plastics and electronics — at their Camberley and Blackwater (Surrey) works, have been acquired by BTR (British Thermoplastics and Rubber) Industries, Ltd. Their subsidiaries in the glass fibre and polyester resins fields have also been acquired.

Decca Navigator and equipment for its associated long-range system Dectra is being fitted by B.O.A.C. in their North Atlantic Comet 4 fleet. The Ministry of Supply and a number of civil airlines have been conducting tests with Dectra on the North Atlantic routes for the past 18 months. Decca Navigator is already fitted in nearly 5,000 ships and aircraft.

Avo-Taylor Merger.—Avo, Ltd., have acquired the entire share capital of Taylor Electrical Instruments, Ltd., of Slough, Bucks.

Plessey's report for the year ended last June shows a consolidated profit of £1.39M, which is a little below the previous year's figure.

Cosmocord.—It has been pointed out that our note under the title "Pena Aftermath" in the December issue might be construed as inferring that all companies associated with Pena had been put in the hands of a receiver. This is not so, at least as far as Cosmocord is concerned and, as we pointed out last October, the firm is continuing as usual. Several new lines, including stereo pickup cartridges have recently been introduced.

Marconi's are to supply eleven complete VOR installations for this country's civil airways. The internationally agreed frequency range of VOR (v.h.f. omni-directional radio range) is 112-118 Mc/s.

Elremco.—An exhibition of electrical timing and automatic control equipment is being held by Electrical Remote Control Co., at the Birmingham Exchange and Engineering Centre, Stephenson Place, Birmingham, 2, on February 10th to 11th. It will be open each day from 10 a.m. to 9 p.m.

International Rectifier Co. (Great Britain) has been formed jointly by the International Rectifier Corp., of Los Angeles, Cal., and the Lancashire Dynamo Holdings, Ltd., for the manufacture of semiconductors in the U.K. The principal products to be produced at a factory being built in the Home Counties are silicon diodes and silicon power rectifiers. Until the new factory starts production towards the end of the year a temporary assembly line for semi-manufactured products has been set up.

E.M.I.-Cossor Electronics is the new name of Cossor (Canada) in which Electric and Musical Industries has acquired a controlling interest. Henry Chisholm, joint managing director of A. C. Cossor, continues as chairman of the Canadian company and Clifford Metcalfe, a managing director of E.M.I., becomes president.

E.M.I. Electronics have developed, in conjunction with the U.K. Atomic Energy Authority, a transistor data recording and analysing system to assist in handling the enormous quantity of statistical data from nuclear experiments at the research establishment at Harwell. The system is made up of a number of self-contained recording units which, situated near the experimental rig, take the measured quantities and convert them into binary coded digital form. The data is recorded on 16 parallel channels on 1-in magnetic tape and this is fed into a central high-speed analyser.

Marconi Marine.—Among new vessels recently fitted by Marconi's with radio navigational aids and communications gear are the Union-Castle's 28,500-ton liner *Pendennis Castle*, the 7,700-ton cargo liner *City of Hereford*, and the Grimsby trawler *Yesso*.

Gillone Electric, Ltd., of Camberley, Surrey, are now fully recovered from their recent fire and in full-scale production again. Employing some three hundred people, the company manufactures 90° and 110° deflector coils, line transformers and a variety of coils.

Radiospares, Ltd., of 4-8, Maple Street, London, W.1, announce the appointment of Gordon Johnson as sales manager.

British Sarozal, Ltd., have moved from 1-3, Marylebone Passage, Margaret Street, London, W.1, to 22, Berners Street, W.1, with workshops and stores at 36, Berners Mews. A showroom will also be opened in the near future. The telephone number remains unchanged (Langham 9351).

Painton & Co., Ltd., of Kings-thorpe, Northampton, have recently concluded an agreement with Bourns Laboratories Inc. of Riverside, Cal., whereby they have the exclusive European and Australian manufacturing and distribution rights for the range of "Trimpot" potentiometers.

Saba tape-recorders, which are manufactured in Western Germany, are being handled in this country by Henri Selmer & Co., of 114-116, Charing Cross Road, London, W.C.2, who have been appointed sole concessionaires in the U.K.

Texas Instruments, Ltd., of Bedford, the first European subsidiary of the American transistor manufacturers of the same name, announce the appointment of Cecil Dotson, of Dallas, Texas, as chairman of the board. The company is planning the erection of a new factory at Hoo Farm, Bedford.

Steatite Insulations, Ltd., have moved from Edgbaston to 31, George Street, Lozells, Birmingham, 19. (Tel.: Northern 8357/8.)

EXPORTS

Norway's telecommunications network is being extended to the northern areas where only a limited telephone service at present exists. Marconi's are providing four v.h.f. multi-channel terminals and two repeaters for the extension which covers a distance of about 200 miles.

Domestic sound and television equipment is included in the display of some 400 British products being arranged in the Museum of Decorative Art in Copenhagen by the Council of Industrial Design and the British Import Union of Denmark for May 2nd to 17th.

Instruments.—Displays of their equipment in Budapest and Copenhagen during February are being arranged by Dawe Instruments. Overseas exhibitions in which they plan to participate include the Leipzig Fair (March) and possibly another in Moscow in March with other S.I.M.A. members.

Ethiopia.—A. & N. Knadjian, P.O. Box 1448, Addis Ababa, would like to import U.K. manufactured portable transistor sets. They should cover the short-wave bands, especially those of 11 and 13 metres.

Ceylon.—Queen's Radio and Television Corporation, of 861, Alutmatte Road, Colombo 15, are interested in representing a U.K. manufacturer of components, particularly resistors, capacitors, i.f. transformers and volume controls.

FEBRUARY MEETINGS

Tickets are required for some meetings; readers are advised therefore to communicate with the secretary of the society concerned

LONDON

4th. Brit. I.R.E.—Inaugural meeting of the Computer Group at 6.30 at the London School of Hygiene and Tropical Medicine, Keppel Street, W.C.1.

4th. British Kinematograph Society.—“Problems of Telecine” by R. Whatley (B.B.C.) at 7.30 at the Royal Society of Arts, John Adam Street, W.C.2.

6th. I.E.E. Medical Electronics Group.—Discussion on “Problems of storing transient phenomena for subsequent analysis” opened by Dr. P. Bauwens and P. Styles (St. Thomas’s Hospital) at 6.0 at Savoy Place, W.C.2.

6th. Television Society.—“Master control room techniques” by B. Marsden (Associated Television) at 7.0 at the Cinematograph Exhibitors’ Association, 164 Shaftesbury Avenue, W.C.2.

9th. I.E.E.—Discussion on “Dissemination and assimilation of technical literature—a growing problem” opened by J. K. Webb, chairman of the Measurement and Control Section at 5.30 at Savoy Place, W.C.2.

13th. Brit. I.R.E. Medical Electronics Group.—“Some instrumentation problems in medical electronics with particular reference to electro-myography” by P. Styles at 6.30 at the London School of Hygiene and Tropical Medicine, Keppel Street, W.C.1.

13th. Radar and Electronics Association, Student Section.—“Trends and developments in marine radar” (by a member of Marconi’s) at 7.0 at the Northwood Technical College, S.E.27.

18th. I.E.E.—“Ultrasonic iconoscopes” by C. N. Smyth and J. Sayers at 5.30 at Savoy Place, W.C.2.

20th. I.E.E.—“The sources and correction of errors in data transmission” by V. J. Terry and E. P. G. Wright at 5.30 at Savoy Place, W.C.2.

20th. B.S.R.A.—“The design of an electronic organ for the home” by G. W. Barnes at 7.15 at the Royal Society of Arts, John Adam Street, W.C.2.

23rd. I.E.E.—“A simple investigation of the cross-modulation distortion arising from the pulling effect in a frequency-modulated klystron” by D. Gjessing; “Theory and behaviour of helix structures for a high-power pulsed travelling-wave tube” by G. W. Buckley and J. Gunson; “A multi-cavity klystron with double-tuned output circuit” by H. J. Curnow and L. E. S. Mathias; and “A method for the measurement of very-high Q-factors of electromagnetic resonators” by F. H. James at 5.30 at Savoy Place, W.C.2.

25th. Brit. I.R.E.—“Patents and the radio engineer” by E. D. Swann at 6.30 at the London School of Hygiene and Tropical Medicine, Keppel St., W.C.1.

25th. British Kinematograph Society.—“Television picture reproduction” by T. C. Macnamara and D. Styles (Associated Television) at 7.30 at the R.S.A., John Adam Street, W.C.2.

26th. Physical Society.—Discussion on “Of what use is acoustics to the musician?” opened by Professor E. G. Richardson at The Royal Academy of Music, Marylebone Road, N.W.1.

26th. Television Society.—“A colour signal encoder for laboratory use” by S. H. Cohen and P. C. Kidd (Murphy) at 7.0 at the Cinematograph Exhibitors’ Association, Shaftesbury Avenue, W.C.2.

BRISTOL

10th. Television Society.—“Modern communications, methods and applications” by J. Sloan (B.C.C.) at 7.30 at the Hawthornes Hotel, Clifton.

CHELTENHAM

27th. Brit. I.R.E.—“Micro-miniaturization” by G. W. A. Dummer at 7.0 at North Gloucestershire Technical College.

EDINBURGH

20th. Brit. I.R.E.—“True motion radar” by J. H. Beattie at 7.0 at the Department of Natural Philosophy, The University, Drummond Street.

GLASGOW

19th. Brit. I.R.E.—“True motion radar” by J. H. Beattie at the Institution of Engineers and Shipbuilders, 39 Elmbank Crescent.

LEEDS

3rd. I.E.E.—“Survey of performance criteria and design considerations in high-quality monitoring loudspeakers” by D. E. L. Shorter at 6.30 at the C.E.G.B. Offices.

10th. I.E.E.—Discussion on “Co-operation between college and industry on industrial training schemes” at 6.30 at the C.E.G.B. Offices.

LIVERPOOL

20th. Brit. I.R.E.—“Electronic welding controls” by C. R. Bates at 7.0 at the University Club.

26th. I.E.E.—Faraday Lecture on “Automation” by Dr. H. A. Thomas at 6.45 at the Philharmonic Hall.

MANCHESTER

4th. Brit. I.R.E.—“Recent astronomical research using radio waves” by Dr. H. P. Palmer at 6.30 at the Reynolds Hall, College of Science and Technology, Sackville Street.

27th. Institution of Electronics.—“Electronics in industry—including computer applications” by R. S. Evans (Ferranti) at 7.0 in the Reynolds Hall, College of Science and Technology.

NOTTINGHAM

19th. Society of Instrument Technology.—“Data collection and processing” by a member of Solartron Industrial Controls at 7.0 at the Technical College, Shakespeare Street.

NEWCASTLE

11th. Brit. I.R.E.—“Stereophonic sound from records” by P. B. Cooper at 6.0 at the Institution of Mining, Neville Hall, Westgate Road.

RUGBY

25th. I.E.E.—“Storage and manipulation of information in the brain” by Dr. R. L. Beurle at 6.30 at the College of Technology and Arts.

SHEFFIELD

4th. Society of Instrument Technology.—“The future of solid state electronics in instruments” by H. Kemhadjian at 7.0 at the University.

TREFOREST

11th. Brit. I.R.E.—“Industrial television” by E. A. Naef at 6.30 at Glamorgan College of Technology.

WOLVERHAMPTON

11th. Brit. I.R.E.—“Some aspects of the control of nuclear reactors” by L. W. J. Newman at 7.15 at the Wolverhampton and Staffordshire College of Technology, Wulfruna Street.



New Berries

On Thirty Year

Old Laurels

Warmly spoken of for the last 30 years, Trix does not lounge on its laurels but grows new berries. It's the same old story: meeting exacting needs of engineers questing for high quality, long service and cost realism. We never tire of it—neither do the customers.

Our latest fruit: Trixtereo for hiphiles. It immerses breathless listeners in deep, living sound.

★ NEW DEVELOPMENTS
in amplifiers, microphones and loudspeakers for every sound system and of course TRIXADIO Passenger Address installations as used in the Comet 4.



THE TRIX ELECTRICAL CO. LTD.

TRIX

1-5 MAPLE PLACE, LONDON, W.1.
Tel: MUSEum 5817 (6 lines). Cab'les & Grams: Trixadio, Wesdo, London

RANDOM RADIATIONS

By "DIALLIST"

Satellites as Relays

THE American satellite, Atlas, which, as I write, is circling this Earth of ours, has proved that the idea of telecommunication via a satellite put forward by R. J. Hitchcock, of Cable & Wireless, and mentioned in "Random Radiations" just over a year ago, is a practical possibility. It was, if you remember, that messages for a distant country should be fed into a satellite when it was within range, recorded and then retransmitted as it passed over the place for which they were intended. This has been done with considerable success with Atlas. As many as seven sets of teleprinter code messages have been sent to it simultaneously and played back with excellent results when the satellite was ordered to do so. Speech-modulated signals have also been sent and received with success. At the moment there are naturally not a few snags, such as the cost of a satellite and of its launching as well as the comparatively short time that it is likely to remain in action. But it's a beginning and one can't have much doubt that these difficulties will be ironed out in time.

Easier Viewing

AS you may recall, I've more than once recommended that the height of television receivers above the floor should be made adjustable so as to

make for the most comfortable viewing conditions. So far, I haven't come across a domestic set designed on these lines, but I'm very much taken with a new idea for schools receivers due to Clarke & Smith, of Wallington, Surrey. The receiver is fitted into a mobile tubular steel cradle in which it can be raised or lowered to two viewing positions. The centre of the screen can thus be set at 3ft or 5ft from the floor. Now that the general circuitry of television receivers has become more or less standardized one hopes that manufacturers of domestic sets will give more thought to two very important things: increasing the viewers comfort and making the serviceman's job easier when he has to attend to the "works." Murphys made a move in the right direction when they produced the model which is balanced on trunnions fitted to vertical supports at the side of the stand so that the screen can be tilted to the angle best suited to the viewer.

Give 'em Points Enough!

MUCH as I had wanted to attend the I.E.E. symposium on the Provision of Adequate Electrical Installations in Buildings, I couldn't manage it. The ring main system of wiring was preferred by most of those who took part and I couldn't agree more: A point—and it's one of great importance—was made by C. A.

Belcher about the number of sockets provided in the average house. There are nearly always too few when the wiring is done, and one of the certainties of this life is that very many people will add points, often doing the job themselves and unconsciously adopting safety-last methods! Multiple adaptors are often seen in wall sockets—and if the load proves too much for a 5-amp fuse, that's readily cured (!) by fitting one of 10-amp wire instead. But the thing that really gives me the creeps is to see a room festooned with long trailing lengths of cheap flex. I know one house where the TV set receives its mains supply via a good 20 feet of flex. Flex is fine stuff for its proper purpose, but it's not intended to be trodden on (or tripped over!) and the do-it-yourself fixer-up of electrical extensions too often believes that its life is pretty well unlimited.

Servicemen's Pay

OCCASIONALLY I hear of well-qualified young radio technicians who are receiving less than the standard rates of pay recommended by the Radio and Television Retailers' Association. This is a bad business. Actually, the recommended basic rate for one who has completed his apprenticeship, or has done five years' servicing after reaching the age of 21 is 10 gns a week. The minimum rate for holders of the Radio Trades Examination Board's final certificate in radio servicing is £11 10s, and for those who have the Board's final television servicing certificate it is £12 10s. The recommended minimum weekly rates for apprentices rise from £2 5s at 15 to £6 7s 6d at 20.

Comprehensive

A COPY of the guarantee which his firm has been giving for some years on all domestic sound and vision receivers sold by them has been sent to me by a Radio Rentals manager. It's the sort of guarantee that I'd like to see in more general use, for it completely covers the buyer for two years from the date of purchase. It embraces the c.r.t., all valves and all components. And there's more to it than that, for it undertakes that



"WIRELESS WORLD" PUBLICATIONS

	Net Price	By Post
LOW-COST HIGH-QUALITY AMPLIFIER. P. J. Baxandall, B.Sc. (Eng.)	3/6	4/-
GUIDE TO BROADCASTING STATIONS 1958-59. Compiled by "Wireless World"	2/6	2/11
TELEVISION RECEIVING EQUIPMENT. W. T. Cocking, M.I.E.E. 4th Edition	30/-	31/9
TRANSISTOR A.F. AMPLIFIERS. D. D. Jones, M.Sc., D.I.C., and R. A. Hiltborne, B.Sc.	21/-	21/10
LONG-WAVE AND MEDIUM-WAVE PROPAGATION. H. E. Farrow, Grad. I.E.E.	4/6	4/10
RADIO VALVE DATA. Compiled by "Wireless World." 6th Edition	5/-	5/9
TELEVISION ENGINEERING VOLUME IV: General Circuit Techniques. S. W. Amos, B.Sc.(Hons.), A.M.I.E.E., and D. C. Birkinshaw, M.B.E., M.A., M.I.E.E.	35/-	36/2
FOUNDATIONS OF WIRELESS. M. G. Scroggie, B.Sc., M.I.E.E. 7th Edition	15/-	16/4
WIRELESS SERVICING MANUAL. W. T. Cocking, M.I.E.E. 9th Edition	17/6	18/8

A complete list of books is available on application
Obtainable from all leading booksellers or from

LIFFE & SONS LTD., Dorset House, Stamford Street, London, S.E.1

free servicing and maintenance shall be provided during the whole of that period. These things can't, of course, be really free—the purchase price must be so adjusted that the customer does the paying—otherwise there wouldn't be any profits. But I feel that people would rather pay a bit more for new sets if it meant that they knew exactly where they stood in the matter of running costs for two whole years—these can be no more than the price of a receiving licence and a few shillings for electricity from the mains. And there can't be any nasty shocks in the form of large repair bills. Another good thing about so comprehensive a guarantee is that it means that the maker who gives it must be pretty confident about the reliability of his wares, if he's not going to loose money.

CLUB NEWS

Barnet.—At the meeting of the Barnet and District Radio Club on February 24th G. G. Gibbs (G3AAZ) will deal with the subject of transmitter construction. Lecture meetings are held on the last Tuesday of each month at 8.0 at The Red Lion Hotel, High Barnet.

Bexleyheath.—At the February meetings of the North Kent Radio Society lecture demonstrations on electrometry in industry will be given by R. E. Gemmell on the 12th; and on tape recording for the amateur by R. Mallinson (G3GOG) on the 26th. Meetings are held at 8.0 at the Congregational Hall, Clock Tower.

Birmingham.—"The Human Ear" is the title of the talk being given by C. Naylor Strong to the Slade Radio Society at 7.45 on February 13th at the Church House, High Street, Erdington.

Bradford.—Dr. G. N. Patchett will speak on colour television at a meeting on February 10th to which various clubs in the area have been invited. The meeting will be held at 7.30 at the Bradford Institute of Technology, where Dr. Patchett is head of the Electrical Engineering Department.

Halifax.—A talk entitled "DX expeditions" will be given by M. G. Whittaker (G31GW) at the February 3rd meeting of the Halifax & District Amateur Radio Society at the Sportsman Inn, Bradshaw.

Manchester.—The design and construction of a 20-watt transistor audio amplifier will be considered by the meeting of the South Manchester Radio Club on February 6th. The Club meets every Friday at 7.30 at Ladybarn House, 17 Mauldeth Road, with a lecture meeting once a month.

South Kensington.—A lecture demonstration on high-fidelity and stereophonic techniques will be given by Tannoy at the meeting of the Civil Service Radio Society on February 9th. The meeting will be held at 6.0 in the Lecture Hall of the Science Museum (entrance in Imperial Institute Road).



K.370 Knobs + K.372 Dial



List No. K.371/1

BULGIN CONTROL KNOBS

POINTER KNOBS AND LEGENDED ESCUTCHEONS

The exceptionally popular Control Knobs and Dials illustrated, are outstanding in every respect. Normally moulded in the Highest Quality Black Bakelite (or other colours to order) with White engraved pointer line. All Knobs are fitted with a **Heavy Brass Insert**, suitable for operating the heaviest mechanisms (can be fitted with 2 grub screws if required). Ideal for usage on Precision radio and testing equipment, Electrical and electronic instruments (domestic and professional), and all appliances where precise indication of knob setting is wanted. The escutcheon fixing is concealed by the circular base of the knob, which registers closely with the engraved or engravable rim face of the escutcheon. Many escutcheon engravings available, details on these and any personal engravings required, given on request. For over a quarter of a century, Bulgin Control Knobs have given **unfailing** service; bear this in mind, when turning your thoughts to Control Knobs and Dials.



List No. K.378 (60°)



List No. K.374



List No. K.375 (40°)



List No. K.376 (100°)



List No. K.377 (160°)



List No. K.382 (270°)



List No. K.372 (250°)



List No. K.373 (180°)



G



A



B



C



D



E



F

SEND FOR CATALOGUE NO. 200/C GIVING FULL TECHNICAL DATA AND ILLUSTRATIONS OF OVER 10,000 COMPONENTS. (Price 1/6 Post-free, or Free to Trade Letterhead or Order.)

A. F. BULGIN & CO., LTD.
BYE-PASS ROAD,
BARKING, ESSEX.

Telephone RIPpleway 5588 (9 lines)

UNBIASED

By FREE GRID

"1066 and all that"

EVERY English schoolboy knows that William the Conqueror invaded England by landing at Pevensey on 28th September, 1066, but did not join battle with Harold at Hastings until over a fortnight later, on 14th October. At least, in my young days every schoolboy knew it—or took the consequences—and even many schoolgirls knew it also.

However, one thing we didn't know was the day of the week on which the battle of Hastings was fought. I have frequently relieved the tedium of a long train journey by working out the days of the week on which important historical dates occurred as I have found it so much more entertaining than cross-word puzzles, and it at least provides me with some useful pieces of information.

I started this habit long ago when I happened to be standing on the beach at Deal where Julius Caesar landed on 25th August in the year 55 B.C. On that occasion I got into a hopeless muddle by forgetting that the Julian Calendar did not come into existence until several years later, and I was well able to sympathize with the popular song writer who, when Eastern Europe altered its calendar in 1923, expressed his own—and other people's—bewilderment and confusion by giving us the nonsense song "When it's nighttime in Italy, it's Wednesday over here."

You can imagine my delight, therefore, when happening to pass the English Electric Company's stand at the recent Electronic Computer Exhibition at Olympia, I saw a notice inviting me to ask their

"Deuce" digital computer on what day of the week any particular date fell.

Unfortunately, however, "Deuce" apparently found the pre-Julian Calendar as puzzling as I did, as it restricted my queries to A.D. years. I am, therefore, still ignorant of the day of the week when Caesar landed, but I had no difficulty in checking that William fought Harold at Hastings on a Saturday. My question form and the machine's punched-out reply card is reproduced herewith. I also checked on several other historical dates.

Apart from this "A.D. only" restriction, "Deuce" limited its replies to dates "in England." This thoroughly aroused the ire of a Scotsman who was sitting next to me in the audience, and he remarked rather bitterly that little better could be expected of a company which called itself the English Electric Co. He added that obviously they did not wish to draw attention to the fact that England had seen the error of its ways and adopted the Scottish Calendar in 1752 despite the battle of Culloden only a few years earlier. That reminds me that I ought to have asked "Deuce" on what day of the week September 5th, 1752, fell in England. If this catches the eye of one of "Deuce's" progenitors perhaps he will tell me what reply I should have got.

Lo-Fi Tapes

I AM glad to see that more tape recorders are coming on the market with a speed of $7\frac{1}{2}$ in/sec. Since all recorded tapes on sale are made at this speed they obviously cannot be used on the average single speed

machine which caters for only $3\frac{3}{4}$ in/sec, or in certain makes $1\frac{1}{2}$ in/sec. By far the greater number of machines sold are single-speed ones and this obviously shows that most people buy recorders solely for the purpose of recording their own voices or those of their friends and not for playing commercial recorded tapes.

I cannot help feeling that there would be a very big market for commercial tapes recorded at $3\frac{3}{4}$ in/sec. The frequency response at this speed goes up to 10,000 c/s in the better machines, which is more than good enough for the ordinary "pop" record. I do hope, therefore, that manufacturers will soon let us have "3 $\frac{3}{4}$ " recorded tapes.

Mc/s and Mc/ms

WE abandoned wavelengths in favour of frequencies partly because, with the ever lessening length of waves, we began to get involved with decimal points, and we were reluctant to measure our waves in Angstrom units as this would have involved us in very big and unwieldy numbers.

However, frequencies are increasing so rapidly that we are once more getting involved with big numbers. Use of the Greek prefix "mega" has helped quite a bit but further progress into the realm of higher and higher frequencies will necessitate that something further be done. I wonder whether it would not be a good thing to start dividing the seconds instead of continuing to multiply the frequency so that 1000 Mc/s became 1Mc/ms or, in other words, one megacycle per millisecond. Any objections?

Morse Legibility

ONE of the things which attracted my attention at the Radio Hobbies Exhibition in November was the comparatively slow-speed morse being churned out by the telegraphists at the R.N.R. exhibit. It did not seem to me to be much above 20 w.p.m. and a Petty Officer to whom I spoke said that actually it was 22 w.p.m. He said this enabled consistent legibility to be kept up over a long period when not using a typewriter for taking down.

If you want to try it yourself you can do so without learning morse. All you have to do is to think of some well-known words like those of the National Anthem and see how quickly you can write them down. If you do so at 30 w.p.m. you won't be able to read much of your handwriting. Taking down at 30 w.p.m. on a typewriter is not, of course difficult. The world's champion wireless operator attained a speed of 73 w.p.m., I believe.

[The speed required for the P.M.G.'s 1st Class Certificate is 25 w.p.m. The average number of letters in a word is 5 and the duration of the test 5 minutes.—ED.]

ENGLISH ELECTRIC DEUCE MAIL
Electronic Computer Exhibition 1954

NAME: FREE GRID

DATE: 14 10 1066

YEAR: 1066

SATURDAY

QUESTION 1. On what day of the week (in England) does my date fall? Please state day, month, and year. Any day A.D. may be given.

ANSWER: SATURDAY, 14th OCTOBER, 1066.

NOW AVAILABLE
12th Edition o' AVO
Valve Data Manual
 Lists over 6,000 valves
 and also cross refer-
 ences Commercial and
 Service types.
 35/- post free.

TO FIT THE POCKET



TO FILL THE BILL

This splendid AVO Instrument has been developed to meet a definite demand for a sturdy pocket-size multi-range test meter at a modest price, suitable for use on modern electronic apparatus as well as for radio and television receivers, motor vehicles, and all kinds of domestic appliances and workshop equipment.

Readings are obtainable quickly and easily on a very open scale, and range selection is by means of a robust clearly marked rotary switch of the characteristic AvoMeter type. Measurements of A.C. and D.C. Voltage, D.C. Current, and Resistance are made by means of only two connection sockets.

19 Ranges

D.C. Voltage	A.C. Voltage
0 — 100mV.	0 — 10 V.
0 — 2.5 V.	0 — 25 V.
0 — 10 V.	0 — 100 V.
0 — 25 V.	0 — 250 V.
0 — 100 V.	0 — 1000 V.
0 — 250 V.	
0 — 1000 V.	
	D.C. Current
	0 — 100µA
	0 — 1mA
	0 — 10mA
	0 — 100mA
	0 — 1 A
Resistance	
0 — 20,000Ω	
0 — 2 MΩ	

Sensitivity:	Accuracy:
10,000 Ω/V on D.C. voltage ranges.	3% of full scale value on D.C.
1,000 " " A.C. " "	4% " " " " A.C.

To meet special requirements, instruments can be supplied to a higher degree of accuracy for a small additional charge.

List Price: **£9/10s.**
 complete with Test Leads and Clips
 Size: 5½ x 3¼ x 1½ inches
 Weight: 1 lb. approx.

THE
MULTIMINOR



Leather Case if required 32/6



Designed and Manufactured by

Write for fully descriptive leaflet.

AVO Ltd. AVOCET HOUSE · 92-96 VAUXHALL BRIDGE ROAD · LONDON · S.W.1 VICTORIA 3404 (12 lines)

switch to *Superspeed!*

In buying solder for manufacturing purposes there is only one sound principle . . . buy the best.

Otherwise you are risking the dependability of your products and the reputation of your firm.

Incorporating Enthoven's unique 6-channel stellate core, *SUPERSPEED* is everywhere recognised as the most efficient cored solder wire for general assembly work on radio, television, electronic and tele-communication equipment. But there is also an Enthoven solder product that is *the best* for every other engineering and manufacturing application. Please write today for the new edition of our brochure "Enthoven Solder Products" —or consult us quite freely on your particular problems.




By relying on ENTHOVEN for all your soldering requirements you are banking on the best known name in the industry—a name that represents nearly 150 years experience in non-ferrous metals and an incomparable record in research and development.


ENTHOVEN SOLDER PRODUCTS

ENTHOVEN SOLDERS LIMITED

SALES OFFICE & WORKS: UPPER ORDNANCE WHARF, ROTHERHITHE STREET, LONDON, S.E.16. Tel: BERmondsey 2014.

HEAD OFFICE: DOMINION BUILDINGS, SOUTH PLACE, LONDON, E.C.2. Tel: MONarch 0391





In quantity production
and available now for
industrial applications

NEW High Gain Audio Transistor OC75

gives you more
than you had before

The new general purpose audio transistor OC75 gives you more gain than earlier types and its large scale production gives you the assurance of immediate availability. It is a high current gain development of the widely used OC71 and its α' range is from 60 minimum to 130 maximum at 3mA collector current.

Transistors OC70 and OC71 will, of course, remain fully available for those instances where the characteristics of a lower current gain stage are required. The present family of three types, the OC70, OC71 and OC75, each with a comparatively narrow range of α' spread, therefore covers all designers' requirements for low level audio amplifiers, low power low speed switching, low power non-linear applications, industrial control and interlock circuits and the many applications in which general purpose audio transistors are used.

Write to the address below for full data on the OC75 and other Mullard transistors.

Abridged Data


Typical current gain with grounded emitter (α') ...	90
Maximum voltage, d.c. (V)	-20
Maximum voltage, peak (V)	-30
Maximum collector dissipation at 45°C (mW) ...	75
Maximum junction temperature	75°C
<i>(continuous operation)</i>	
Maximum junction temperature	90°C
<i>(intermittent operation—total duration 200 hours max.)</i>	



MULLARD LIMITED
Semiconductor Division
Mullard House · Torrington Place
London W.C.1 · LAngham 6633

Mullard

semiconductor
division




LOUD-SPEAKER MANUFACTURERS
FOR THE RADIO INDUSTRY SINCE 1930

REPRODUCERS AND AMPLIFIERS LTD.
WOLVERHAMPTON · ENGLAND

TELEPHONE : 22241/2/3/4 CABLES : AUDIO

INCREMENTAL INDUCTANCE BRIDGE



Designed to measure the value of iron cored chokes and similar inductors in the range 0.01H to 1000H of Q value not less than 2.

Provision is made for passing any current up to 1 Amp d.c. through the winding and selectable a.c. excitation voltages of 1, 2, 5, 10 and 20V r.m.s. are provided.

Full technical information is available on request.

CINEMA TELEVISION LTD

A COMPANY WITHIN THE RANK ORGANISATION LIMITED

WORSLEY BRIDGE ROAD • LONDON • S.E.26
HITHER GREEN 4600

SALES AND SERVICING AGENTS:

Hawnt & Co. Ltd., 59 Moor Street, Birmingham 4

McKellen Automation Ltd., 122 Seymour Grove, Old Trafford, Manchester 16

Atkins Robertson & Whiteford Ltd., Industrial Estate, Thornliebank, Glasgow

Transistor News

Important News for Radio Manufacturers

The 'CIRCLE LINE'

Newmarket introduces matched sets of transistors for better performance

Newmarket, Monday.

This is news that no radio manufacturer can afford to ignore—transistors in matched sets, or complements, at really competitive prices. A choice of 5 different complements is available, each complete with diode, to suit any conventional circuit arrangement.

Cheaper all-transistor radios

This bold step forward should give a tremendous fillip to the mass production of transistorized radios.

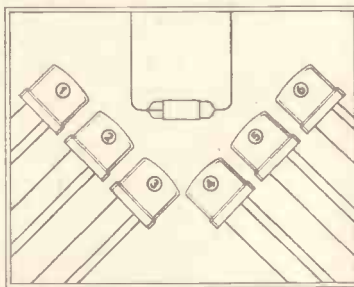
Combined performance is what counts

Newmarket Transistors Limited, pioneers of transistor development in Britain, have the advantage of more than 3 years' experience both of transistor production and of the problems associated with design and production of equipment incorporating them.

This experience has shown that the maintenance of adequate performance standards depends as much upon the combined performance of the transistor complement as on the performance of individual transistors.

New coloured circle coding

To distinguish these 'Circle Line' complements Newmarket have replaced their conventional type numbers by a new colour-coding system, in which a coloured circle denotes the particular series or complement and a number within the circle indicates its position in the circuit.



The following is a typical example:

White Circle 6

1 2 3 4 5 6

Osc/mixer IF IF driver O/P O/P

(plus detector diode)

The range of Circle Lines at present available is as follows:

Red Circle 5

For pocket receivers with 6v supply. Five transistors numbered from 1 to 5 in RED.

White Circle 6

For handbag style receivers, 6v or 9v supply. Six transistors numbered 1 to 6 in WHITE.

Blue Circle 7

For handbag or general-purpose portable, 6v or 9v supply. Seven transistors numbered 1 to 7 in BLUE. Average stage gain lower than White Circle but overall performance better.

Green Circle 7

Similar to Blue Circle but one IF stage replaced by an audio stage.

Yellow Circle 8

For larger portables and domestic receivers where performance is of first importance. 6v or 9v supply.

Reliability of Supply

Replacements are only a minor problem in Transistor Receivers but every possible provision has been made to ensure replacement availability. When re-ordering, Circle colour and number only need be given. Prompt deliveries in almost any quantities can be guaranteed.

**NEWMARKET
TRANSISTORS**

All enquiries to:



Newmarket

Transistors Limited

Exning Road, Newmarket,
Suffolk

Tel: Newmarket 3381

Cables & 'grams: Semicon Newmarket.



These Units are
ACTUAL SIZE
—made under
U.S. licence
from
Winchester
Electronics Inc.



**NOW AVAILABLE
FOR
PROMPT DELIVERY**

* *

SERIES 'MRE'
with 7, 14, 18, 26,
34 & 50 contacts

Rigid top or side-entry
ALUMINIUM HOODS
complete with cable-clamps

VIBRATION LOCKS
for 7 to 34 contact
top-entry hoods only

* *

SERIES 'SMRE'
with 7, 14, 20, 26,
29 & 34 contacts

Rigid top-entry
ALUMINIUM HOODS
complete with cable-clamps

* *

SERIES 'M'
with 5, 7 & 9 contacts

Rigid top-entry
MELAMINE HOODS
complete with cable-clamps

Locking device optional

* *

SERIES 'SM'
with 1 & 2 contacts

Rigid top-entry
MELAMINE HOODS

— the foremost manufacturers of

***miniature
connectors***

GOLD-PLATED CONTACTS

made from spring-tempered phosphor-bronze
provide low contact-resistance,
prevent corrosion and facilitate soldering.

MELAMINE MOULDINGS


conforming to B.S.S. 1322
provide high arc-resistance,
high dielectric and mechanical strength.

Full technical data and illustrated
leaflets forwarded on request:

ELECTRO METHODS LTD.


12-36 Caxton Way, Stevenage, Herts.

Telephone: Stevenage 780



ONE NAME

**TWO FINE TRANSCRIPTION UNITS
THREE FINE CARTRIDGES**



GL 58 Transcription Unit, with arm

The extremely popular Goldring-Lenco unit with the unique vertical drive system, continuously variable speed control, and pick-up lowering device. For Stereo and Monaural reproduction. Fitted with the new Goldring G.60 fully adjustable transcription arm incorporating the unique nylon slide-in platform.

GL 60 Transcription Unit, with arm

The new de luxe Goldring-Lenco unit with die-cast non-magnetic 8 lb. turntable. Drive similar to the GL 58. Continuously variable speed control, and pick-up lowering device. For Stereo or Monaural reproduction. Fitted with the new Goldring G.60 fully adjustable transcription arm incorporating the unique nylon slide-in platform.

The G.60 transcription arm as fitted to these models is available separately for conversion of previous Goldring-Lenco units to stereo operation.

600
CARTRIDGE

The established variable reluctance turnover cartridge for high quality monaural reproduction. Diamond stylus for LP, sapphire stylus for 78 rpm.

580
CARTRIDGE

Similar to the "600" but with sapphire stylus for LP & 78 rpm

700
CARTRIDGE

— available shortly. The new variable reluctance Stereo cartridge, with 0.0005" tip radius diamond stylus.

The name is **Goldring**

Goldring Manufacturing Co.
(Gt. Britain) Ltd.,
486 High Rd., Leytonstone, E.11.
Leytonstone 8343




COMMUNICATION
HELMET
TYPE 13500



AIRCREW
HEADSET
TYPE 13600



AIRCREW
HEADSET
TYPE 2589



Headsets

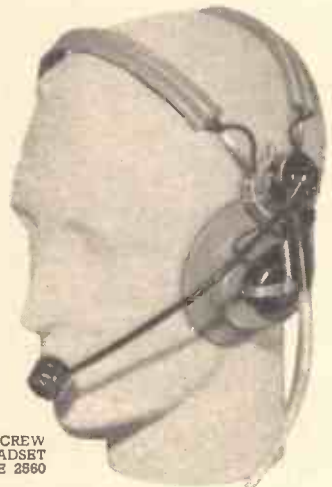
We are proud that Amplivox Headsets have been chosen extensively by Air-Lines and Air-Traffic Control Authorities both in this country and abroad. Remember too, that Types 13500 and 13600 are approved for use in Military Aircraft. Our Lightweight Headphones and Headsets are also used in Sound and Television Studios, in Military, Shipping, and Police-Radio Communication Systems, in Dictating and Recording Machine Installations, and in many other applications.

and other products

- Communication Systems - Headphones and Headsets*
- Earphone and Microphone Inserts - Communication Helmets*
- Stethophones - Microphone Assemblies*
- Ear-Defenders - Extruded Cordage and Cables*



AIR-TRAFFIC-CONTROL
HEADSET
TYPE 2583



AIRCREW
HEADSET
TYPE 2560



CAMERA CONTROL
HEADSET
TYPE 2582

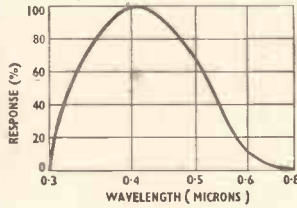
AMPLIVOX
LIMITED

INDUSTRIAL DIVISION

Beresford Avenue,
Wembley, Middlesex.
Telephone: WEMbley 8991.

from Deep Blue . . .

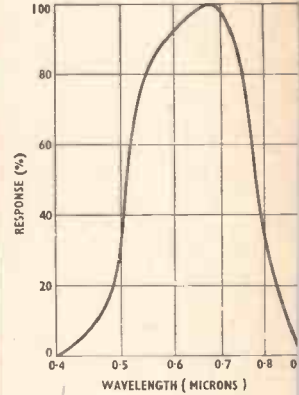
The Mullard range of photo-emissive cells, established for many years, has now been substantially supplemented with a variety of new semiconductor cells. The resulting new range offers a wide choice of types whose spectral responses, sensitivities and speed of operation meet the majority of photocell applications. You are invited to write on your company notepaper for a free booklet of data sheets on all types.



(Caesium/Antimony)

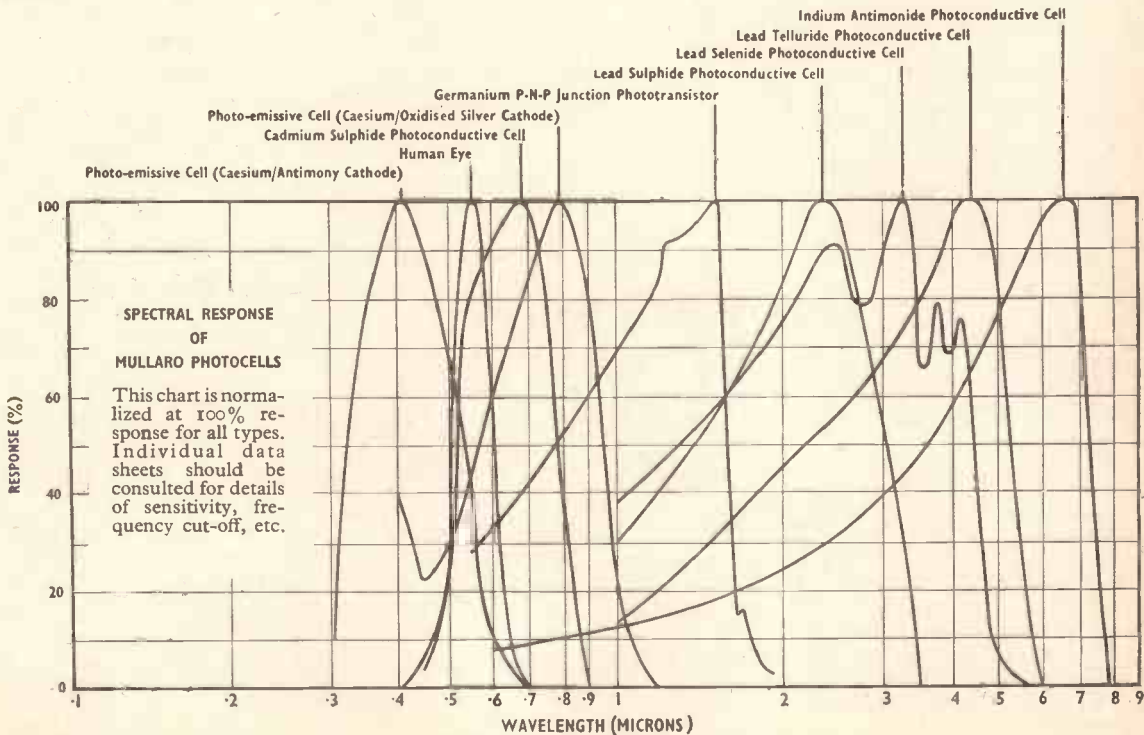
PHOTO-EMISSIVE CELLS

A range of both vacuum and gas-filled types is available from Mullard. They are well suited for colour control applications and they have a fast speed of response. Those with caesium/oxidised silver cathodes are sensitive to incandescent light and near infra red, while those with caesium/antimony cathodes respond to daylight.



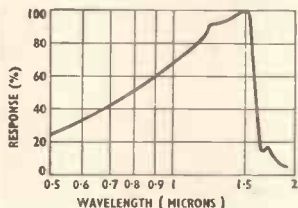
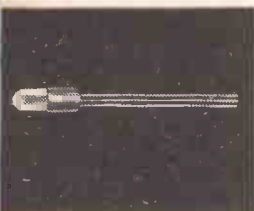
CADMIUM SULPHIDE CELLS ORP11 and ORP90

These two cells, introduced in recent months, are revolutionizing the design of much industrial control equipment. Their sensitivity is of the order of amps per lumen and they will operate large relays direct from low a.c. or d.c. voltages. The usable response extends through the entire visible spectrum to the near infra red. The ORP11 is of "end-viewing" construction and the ORP90 is a "side-viewing" type.



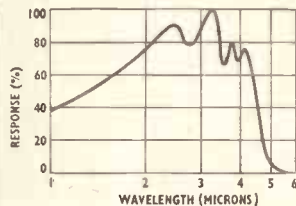
to Mid Infra Red

the photocell range with the widest spectrum coverage in the world



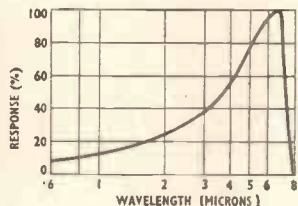

PHOTOTRANSISTOR OCP71

Germanium p-n-p junction transistor with response extending through the visible spectrum to peak in the near infra red. This phototransistor will fulfil the requirements of industrial on/off applications where it can be used to operate robust relays without amplification. In common with other kinds of transistor, the OCP71 has the advantage of being very small.



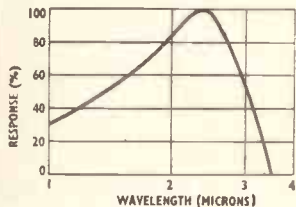
LEAD SELENIDE CELL 61RV (UNCOOLED)

A photoconductive cell of particular interest to the spectroscopist who requires the highest sensitivity possible over the range 3 to 4.5 microns.



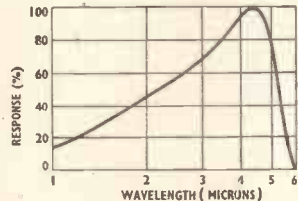
INDIUM ANTIMONIDE CELL ORP10 (UNCOOLED)

A new Mullard solid state device with spectral response extending to 8 microns particularly suited for high speed infra red spectroscopy including gas analysis. Of the 37 chemical groups with fundamental absorption spectra in the infra red, no less than 34 can be studied with the aid of the ORP10.



LEAD SULPHIDE CELL 61SV (UNCOOLED)

Another photoconductive cell, but with maximum sensitivity in the 2 to 3 micron region and of particular interest to those requiring the highest sensitivity possible in this part of the spectrum. An ideal cell for spectroscopy and pyrometry applications.



COOLED LEAD TELLURIDE CELL 63TV

A photoconductive cell cooled to provide a highly sensitive detector for laboratory instruments operating in the region from 3 to 5 microns.



MULLARD LIMITED
GOVERNMENT & INDUSTRIAL VALVE DIVISION
MULLARD HOUSE · TORRINGTON PLACE
LONDON · WC1 · TELEPHONE: LANGHAM 6633



FOR OUTSTANDING RELIABILITY ASK H.P. RADIO FOR


EDDYSTONE

Communications


RECEIVERS



888A
Special Amateur Band Model. Covers six major bands. Full bandspread over 12in. scales. Double-superhet using total of 12 valves gives high sensitivity and selectivity. Many refinements make this the ideal receiver for the serious amateur operator. List price £110. (12 monthly payments of £10).



870
Four ranges covering long, medium and short waves. Smooth drive and wide horizontal scales. Efficient, sensitive and selective. Internal speaker fitted. AC/DC operation, with built-in mains filter. Light, compact, reliable. Alternative colour finishes. List price £34/16/- (tax included). (12 monthly payments of £3/2/6).



680X
High performance receiver for general purpose applications. Coverage 480 kc/s to 30 Mc/s (no gap). Two RF, two IF stages—15 valves in all. Many refinements including crystal filter, built-in "S" meter push-pull output. Robustly constructed and very reliable. Grey finish. List price £120. (12 monthly payments of £10/18/-).



840A
General purpose AC/DC receiver, with continuous coverage over medium and short waves. Seven valve superhet with RF stage. Features include BFO, noise limiter, mechanical bandspread, internal speaker, telephone jack. Excellent performance. Black finish. List price £55. (12 monthly payments of £5).

Delivery Per Pass. Train
Carriage Paid.
Credit and HP Facilities
quickly arranged.
Very little formality.

Eddystone receivers are renowned for their fine engineering construction, excellent performance and high reliability under all conditions. All models have gear-driven and flywheel loaded tuning systems. The frequency can be read off directly from the clear horizontal scales. Brochures giving comprehensive technical information are available on request.

HP
RADIO

THE **EDDYSTONE** SPECIALISTS
SERVICES LTD. 51 COUNTY ROAD
LIVERPOOL



REPLACEMENT ELAC SPEAKER UNITS



Model
5in. G
Price
25/8
inc. P.T.



Model
6 1/2 in. G
Price
27/-
inc. P.T.



Model
8in. C
Price
31/11
inc. P.T.



7 x 4in. G
Elliptical
Price
25/8
inc. P.T.



Model
10in. C
Price
39/6
inc. P.T.



10 x 6in. C
Elliptical
Price
39/6
inc. P.T.



ELMAG High Fidelity Units

Designed to give good quality at domestic volumes. For a power output stage providing more than 4 watts, 2 or more speakers are recommended.

Flux Density 8,000 gauss (27,500 Maxwells).
Frequency Response 40-12,000 c.p.s.

9 x 5in. Model 59T. Price 38/2 inc. P.T.

All prices are for speakers without transformers.

TRADE TERMS 33 1/3%

ELECTRO ACOUSTIC INDUSTRIES LTD

STANFORD WORKS, BROAD LANE, TOTTERHAM, N.15. Tel: Totterham 0115 4 0300

specification :-

Y amplifiers

(2 identical amplifiers, one for each beam)

DC-6 mc/s (-3dB)

Sensitivity 100 mV/cm—

50 V/cm

Risetime .06 μ sec.

time base

18 Calibrated sweep speeds

.5 sec/cm—1 μ sec/cm

Trace expansion continuously variable to 10 diameters

triggering

Trigger from Y1 signal,

Y2 signal, or external

Automatic Triggering, or trigger level selection

c.r.t.

3½in. flat-faced, double gun tube, E.H.T. 1.6 Kv.


dimensions

Panel size 19in × 7in.

(standard rack fitting.

Depth 13in)

double beam scope



The D31R is a high performance, double beam, measuring oscilloscope, designed to be built in as a permanent monitor for the operation, servicing and maintenance of all types of complex electronic equipment. It utilises an entirely new 3½-inch flat-faced, double gun cathode ray tube, designed to our specification and now manufactured exclusively for Telequipment. The two beams have independent brightness and focussing controls and are provided with identical Y amplifiers and a common X-sweep.

The D31R will be available for delivery early in the new year and will find many applications, especially in the missile and computer fields.

basic price

£98

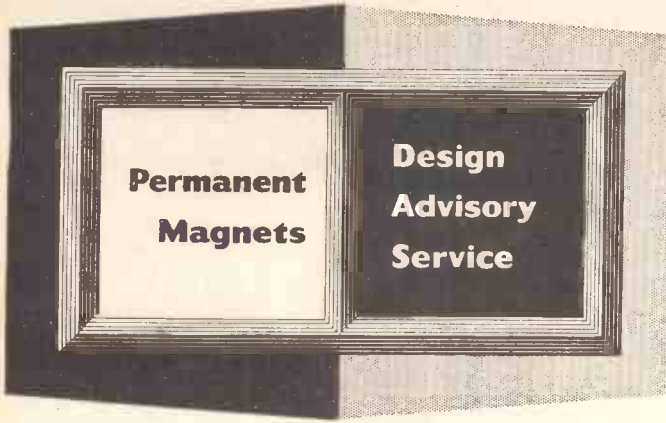
TELEQUIPMENT LTD

313 chase road southgate london n.14

telephone : palmers green 7111

write for illustrated leaflet

No. 11

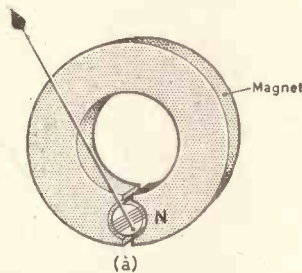


Moving Coil Applications—2

Advertisements in this series deal with general design considerations. If you require more specific information on the use of permanent magnets, please send your enquiry to the address below, mentioning the Design Advisory Service.

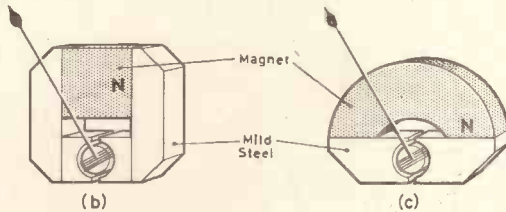
One of the most important applications for permanent magnets is in moving coil indicating and recording instruments.

The majority of electrical indicating instruments use a permanent magnet/moving coil assembly, and as a result of the introduction of new permanent magnet materials having extremely reliable and stable magnetic performance, these instruments can now be made with a compactness previously unobtainable. This type of instrument consists of a current carrying coil pivoted axially allowing free rotation in narrow air gaps energised by a permanent magnet, and controlled by a suitable return spring. The uniformity of scale divisions depends on the uniformity of the magnetic field in the air gaps.



(a) Old type 35% Cobalt magnet moving coil system.

Prior to the commercial availability of modern high performance anisotropic magnets, moving coil instruments followed closely design (a). Designs (b) and (c) using 'Ticonal' magnets are now in general use.

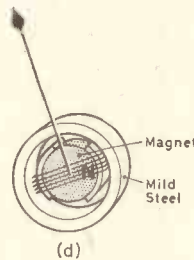


(b) (c) Typical arrangements of 'Ticonal' magnets used for moving coil indicating instruments.

Design (b) shows a sound, robust and simple mechanical construction with a magnetic efficiency of approximately 40% (i.e. 40% of the total flux produced by the magnet is usefully employed in the air gaps).

Design (c) is suitable for fast production methods but as curved magnets do not operate at ($B_d H_d$) max. throughout, they have to be slightly larger to obtain the same magnetic field as produced by design (b).

The extremely high coercivity of Mullard 'Ticonal' magnets have made possible meters designed as shown in (d) where the magnet takes the place of the usual mild steel central core and is surrounded by a mild steel yoke ring which acts as a return flux path and is also a most effective magnetic screen. Instruments of this construction can be made very much smaller than previous designs—an important factor in these times of miniaturisation and limited space. These instruments can be mounted close together and on steel panels without the danger of interference, interaction or loss of calibration accuracy.



(d) Design using a 'Ticonal' internal core magnet arrangement.

From examination of design (d) it will be seen that small pole shoes are fitted to the magnet—these are essential if uniform scale divisions are required. Practically all the flux from the magnet becomes useful, i.e. in the order of 80% efficiency.

The problems involved in the design of instruments are complex, and specialised knowledge in the manufacture and use of permanent magnets and their inherent characteristics is of vital importance if the utmost benefit is to be derived from the latest developments in permanent magnet techniques.

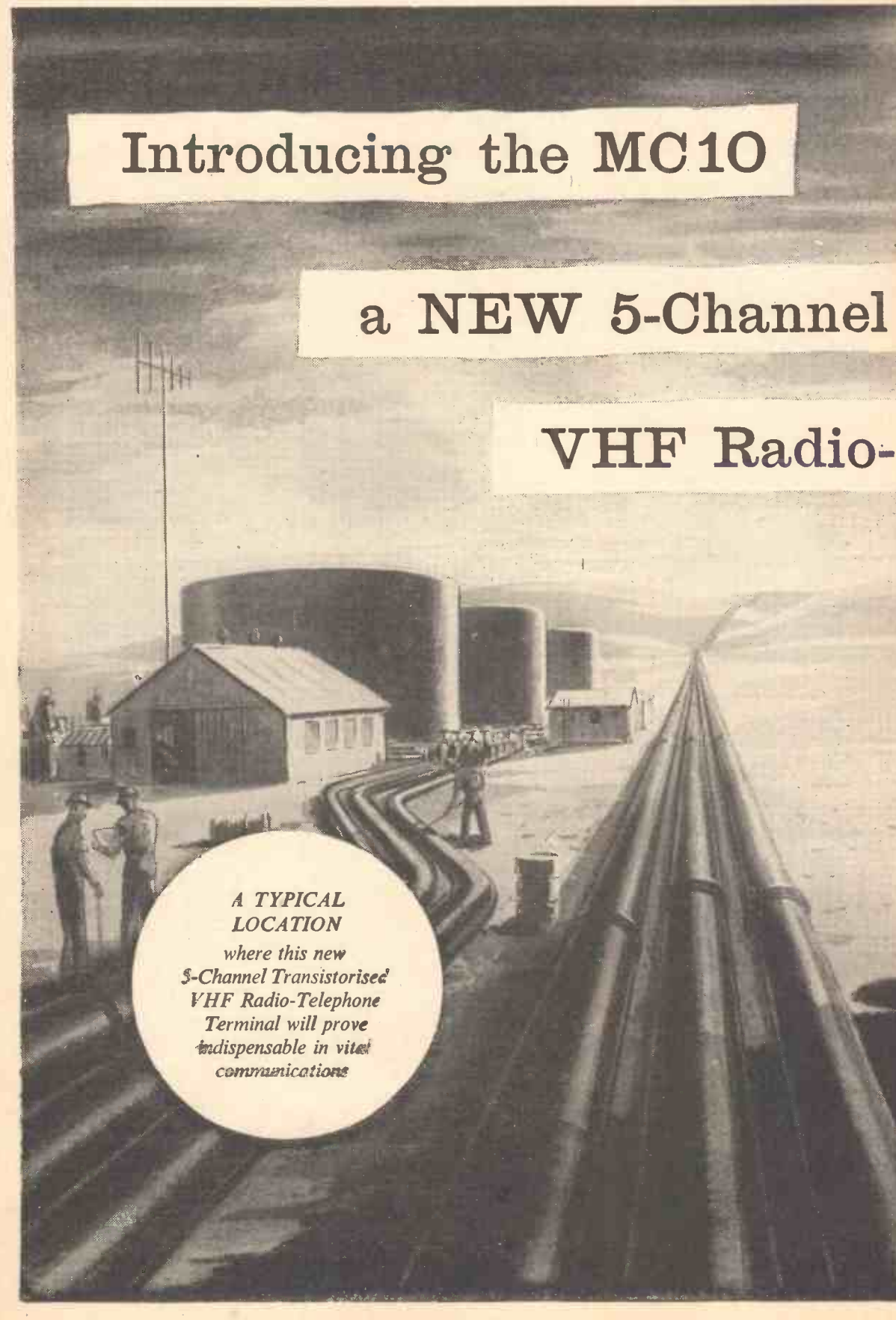
We invite designers to make the fullest use of our specialised technical advisory service,

If you wish to receive reprints of this advertisement and others in this series write to the address below

Mullard



'TICONAL' PERMANENT MAGNETS
'MAGNADUR' CERAMIC MAGNETS
FERROXCUBE MAGNETIC CORES



Introducing the MC10


a NEW 5-Channel

VHF Radio-

**A TYPICAL
LOCATION**

*where this new
5-Channel Transistorised
VHF Radio-Telephone
Terminal will prove
indispensable in vital
communications*

Transistorised Telephone Terminal



*Compact design which at low cost
provides five high-grade telephone circuits.*

Radio

Frequency range 156-184 Mc/s
(other frequency ranges are available)

Transmitter power output 30 watts

Deviation 75 kc/s

Receiver Noise Factor 8db

All characteristics of the transmitter and receiver conform to CCIR specifications

Carrier Telephone Equipment

5 Telephone channels · 4 kc/s spaced
Equipped with Out of Band Signalling
Facilities for dialling, Ringdown or
junction working

Printed Wiring · Plug-in Units

Crystal frequency control

Resin cast components

The result of co-operative enterprise between two great organizations



REDIFON LIMITED

Communications Division, Wandsworth, London, S.W.18
Telephone: VANDyke 7281

A Manufacturing Company in the Rediffusion Group

SIEMENS EDISON SWAN LIMITED

Transmission Division, Woolwich, London, S.E.18
Telephone: Woolwich 2020

An A.E.I. Company

Independent sideband receiver type GFR.552

... developed to British Post Office specification and used on their international circuits.

This equipment is designed for operation on long distance, point-to-point short wave radio links forming part of the international trunk network. Special features of the GFR.552 include a high order of oscillator stability and freedom from cross-modulation through which cross-talk between channels or intermodulation between wanted and unwanted signals might occur. Frequency range—4 to 30 Mc/s. Noise Factor—better than 8dB over the band.

A.F.C.—Motor driven with exceptionally high retuning speed and low residual mistuning.

Cross-talk attenuation between channels is greater than 45dB for modulation frequencies above 200 c/s.

Output—Variable up to +14dB relative to 1mW into 600 ohms.




A PRODUCT OF
MULLARD EQUIPMENT LIMITED
A COMPANY OF THE MULLARD GROUP

Mullard House · Torrington Place
London, W.C.1
Tel: Langham 6633

THE KEYSWITCH *Present-* CO.

The Greatest Advances in RELAY DESIGN

since the introduction of the G.P.O. Type 3000



Now available in 3000 and 600 Type RELAYS

Also a customer proved 12 CHANGEOVER MAGNETIC RELAY. Now being used in current production.

Not an experimental Relay.

Special tags for Solderless Jointing

The Keyswitch Company now supply 3000 and 600 Type RELAYS with specially redesigned tags. "Solderless Jointing" constitutes a much desired and long-awaited advance in the field of RELAYS. Laborious, inconvenient soldering being rendered virtually obsolete—guarantees increased all round economy. Saves time and money. Reduces relay fitting and removal times. Other advantages are a high degree of electrical and mechanical stability plus the efficiency in performance always associated with T.K.C. products. All in all, the production of these RELAYS must be considered

A TRIUMPH FOR THE KEYSWITCH COMPANY who as well as supplying standard 3000 type relays for all requirements always consider adapting same for special applications.

e.g. — A.C. operations . Mercury Switch Control . Multiple Contacts . Special Control Devices . Electrical or Mechanical Latching . Micro-Switch operation . Photo-Electric or Transistor Controlled Switching.

Typical Uses—Batch counting, Computers, Telecommunications, Safety equipment, Slave relays, Liquid control, Sequence operations, Electronic and Machinery operation, Smoke abatement, Nucleonic instruments.

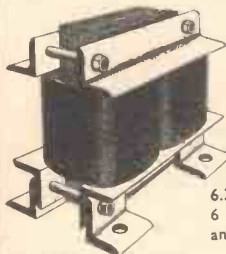
Our Research Department deals with your prototype requirements immediately

THE KEYSWITCH COMPANY, 2 Irongate Wharf Road, Praed Street, London. W.2. Tel.: PADdington 2231


TRANSFORMERS

All for 220/250 V. Input, Other Supply Voltages as Required
CONTINUOUS RATING, Short Rating Transformers also available


Each of the eight Transformers below:—



£5.19.0.
OUTPUTS:
12 V. 40 Amps.
6-12-18-24-30 V. 12 Amps.
5 V. 80 Amps.
18 V. 30 Amps.
110-120 V. 4 Amps.
55 V. 12 Amps.
6.3 V. 18 Amps. or 12.6 V. 9 Amps.
6 V. 5 Amps. and 53 V. 15 Amps.
and 30 V. 1 Amp.



10 V. 1,000 Amps. £59
10 V. 500 Amps. £38
10 V. 750 Amps. £48
9 V. 900 Amps. £49
12 V. 1,000 Amps. £64
15 V. 1,000 Amps. £75
20 V. 800 Amps. £80
10 V. 300 Amps. £28



PORTABLE SHROUDED TRANSFORMERS

Each of the five Transformers below:—
£7.18.0.

6-8-12-18-24-30 V., 12 Amps.
24 V., 30 Amps.
110-120 V., 4 Amps.
12 V., 40 Amps.
55 V., 12 Amps.




Most Transformers up to 2 kVA can be supplied in a steel case with protected terminals and carrying handle.

TRANSFORMERS WITH SWITCHED TAP CONTROL


Available with one or more Switches, Ammeters, Fuses etc.

TRANSFORMERS WITH INFINITELY VARIABLE CONTROL OF OUTPUT

Combinations of Transformer with attached Variac for very fine control.



MANY OTHER STOCK TRANSFORMERS



5 V. 140 Amps. £8 10 0
110-120 V. 10 Amps. £11 0 0
40 V. 25 Amps. £10 0 0
5 V. 300 Amps. £15 0 0
13-14-15 V. 60 Amps. ... £11 15 0
6-12 V. 50 Amps £8 10 0
17 V. 40 Amps. £8 15 0

110 V. Centre Tapped 55 V. 25 Amps. £26 0 0
10-15-25 V. 100 Amps. £26 0 0
6-8-10-18-24 V. 100 Amps. £28 0 0

4 V., 5,000 Amps. £70 0 0
2 V., 10,000 Amps. £68 0 0
3.5V., 20,000 Amps. £110 0 0
2 V., 30,000 Amps. £130 0 0
10 V., 2,000 Amps. £69 0 0




HIGH VOLTAGE TRANSFORMERS

3 kV. 2mA. £4 0 0
10 kV. 23 mA. £9 0 0
4 kV. 2.5 mA. £5 0 0
42 kV. (21 kV.-0-21 kV.) 126 mA. £50 0 0

VOLTAGE REGULATING TRANSFORMERS

£28 0 0



Input 230/240 V. Output 50 V. to 250 V. in 16 steps of 12.5 V. at 30 Amps. These are Auto Transformers with Quick Make-and-Break Tapping Switches.

RECTIFIER SETS

All for 200/250 V. A.C. (Other supply Voltages available)



Rectifier Sets with D.C. Output Control by internal taps
D.C. Volts ON LOAD are stated.
110/120 V. D.C., 10 Amps. ... £29 0 0
200/250 V. D.C., 10 Amps. ... £36 0 0
200/250 V. D.C., 18 Amps. ... £46 0 0
35/38 V. D.C., 50 Amps. £40 0 0
34 V. D.C., 10 Amps. £22 0 0
1,200 V. D.C., 200 mA. £18 0 0
60 V. D.C., 5 Amps. £22 0 0
200/250 V. D.C., 9.5 Amps. ... £32 0 0
6.3 V. D.C. 13 Amps. and 220 V. D.C. 110 mA. £18 10 0

Rectifier Sets with Control of D.C. Output by Tap Switches. Fitted with Fuses. D.C. Volts ON LOAD are stated.
12/25 V. D.C., 12 Amps. £15 10 0
12/25 V. D.C., 20 Amps. £24 0 0
12/15 V. D.C., 15 Amps. £15 0 0
110/120 V. D.C., 25 Amps. ... £49 0 0
15 V. D.C., 5 Amps., Meter and Internal Rho. £8 10 0
6.3 V. D.C., 13 Amps. and 220 V., 110 mA. £18 10 0
Fitted Ammeters and Voltmeters, per meter £2 10 0
Built-in Rheostats £3 0 0



LOW VOLTAGE SAFETY TOOLS & TRANSFORMERS

RECTIFIER SETS

350/440 V. 3 Phase Input

12 V. 400 Amps. or 24 V. 200 Amps. intermittent..... £60
35/38 V. D.C., 50 Amps..... £40



12 V. HAND DRILL, 1/2 in. cap.... £6 10 6
24 V. HAND DRILL, 1/2 in. cap.... £5 18 6

These drills are for use on a fully charged Battery or on an A.C. source of a higher voltage.

SAFETY TRANSFORMERS TO RUN THESE TOOLS

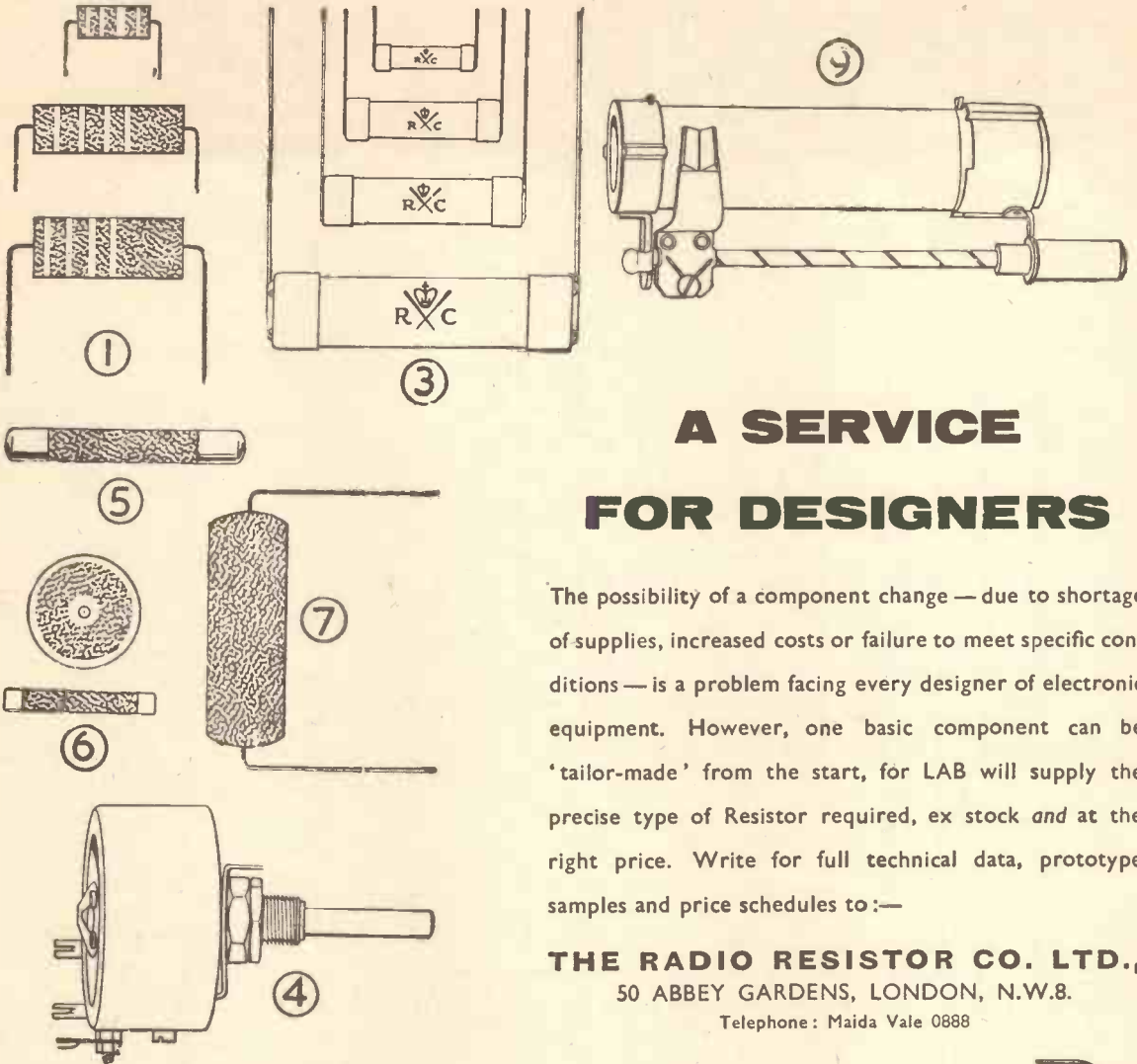
200/250 V. input, 20 V. A.C. output, for 12 V. drill £7 18 0
200/250 V. input, 37 V. A.C. output, for 24 V. drill £7 18 0

SAFETY TRANSFORMERS for all low Voltage hand lamps, tools and other appliances, are available for standard and non-standard outputs.

SPECIFIC ENQUIRIES

are invited for Transformers and Rectifiers.

We specialise in
HEAVY CURRENT EQUIPMENT



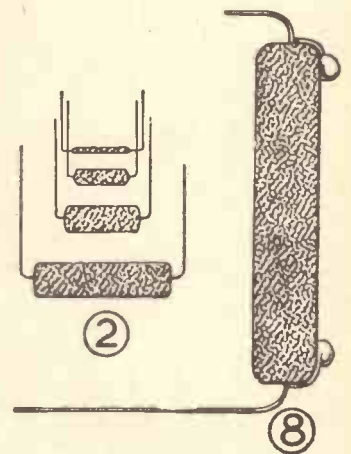
A SERVICE FOR DESIGNERS

The possibility of a component change — due to shortage of supplies, increased costs or failure to meet specific conditions — is a problem facing every designer of electronic equipment. However, one basic component can be 'tailor-made' from the start, for LAB will supply the precise type of Resistor required, ex stock and at the right price. Write for full technical data, prototype samples and price schedules to:—

THE RADIO RESISTOR CO. LTD.,
 50 ABBEY GARDENS, LONDON, N.W.8.
 Telephone: Maida Vale 0888

CARBON	WATTS	OHMIC RANGE	TOLERANCES ±
1. Solid	½ 1 & 2	10—10M	5% & 10%
2. Cracked	1/30—20	1—500M	5% & 10%
3. * High Stability	1/10—3	1—50M	0.5% 1% 2% 5%
4. Variable	½	5K—2M	—
5. V. High Resistance	½—3	50M—10 ¹³	5% & 10%
6. V.H.F. (Rods & Discs)	1/1r —1	10—1K	1% & 2%
WIREWOUND			
4. Rheostats	4—500	10—80K	—
9. Sliders	3—15	10—16K	—
8. Vitreous	3—500	1—150K	1% 2% 5%
7. Cemented	1—15	1—25K	5% & 10%

* The ubiquitous blue (1%) grey (2%) "HISTABS"

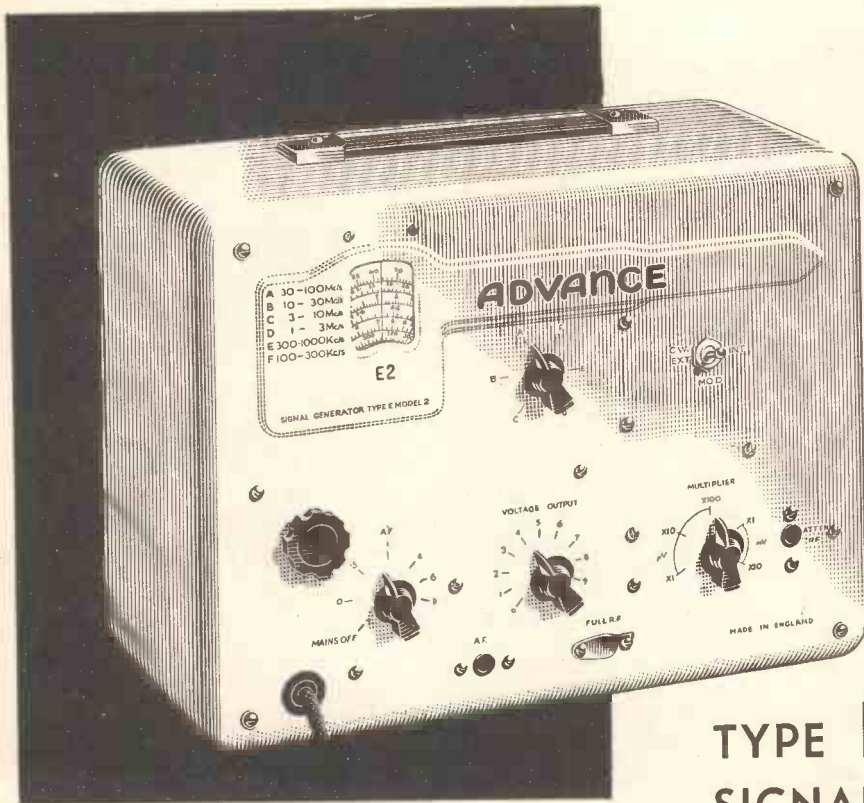


Do you KNOW

THAT V.H.F. rods and discs (6) can be supplied in matched pairs.

THAT Rheostats (4) can be made up in twos and threes on a common spindle.






100kc/s to 100 Mc/s
ON FUNDAMENTALS
(Amplitude Modulated)

TYPE E2 SIGNAL GENERATOR

by



Advance

— to be sure!

The introduction of the Type "E" Series in 1946 set an entirely new standard in Signal Generators for the Service Engineer. To-day, over 10,000 models are being used throughout the world—from Antarctica to the Tropics.

Among this instrument's outstanding features are:—

Wide Frequency Range100 kc/s to 100 M/cs.

Exceptionally low leakage...less than $3\mu V$. at 100 M/cs.

Reliable Attenuator ... Output variable over 100 dB from $1\mu V$. to 100 mV.

Force Output providing 1 volt at all frequencies.


LIST PRICE **£35** IN U.K.

Full technical details in Leaflet No. W42

SPECIAL OFFER TO "WIRELESS WORLD" READERS

YOURS on 7 DAYS' FREE APPROVAL!

ENCYCLOPAEDIA of RADIO and TELEVISION



UP TO THE MINUTE! COMPREHENSIVE! AUTHORITATIVE!

THE ESSENTIAL REFERENCE FOR WIRELESS AND TELEVISION ENGINEERS

Compiled by a team of 13 expert contributors, this comprehensive A-Z encyclopaedia, packed with clear, concise explanations, reliable up-to-date information and valuable reference data, has been specially planned to meet the practical radio and television engineer's everyday needs! Equally useful to the enthusiastic amateur, apprentice or student. Over 3,000 rapid-reference A-Z entries deal thoroughly

with every aspect of the theory and practice of present-day television, radio, radar, etc. New edition, brought fully up to date by the inclusion of an appendix covering recent developments. Special reference section lists useful formulae, abacs, etc. The most remarkable value in any work of this type ever published! 736 pages. Over 300,000 words. Nearly 800 specially prepared illustrations and circuit diagrams. De Luxe Edition, handsomely and strongly bound in scarlet buckram, with title in gold on spine panel, yours (if kept) for only 30/- (cash price), or 11/6 down and 2 monthly payments of 10/- (31/6).

736 PAGES

NEARLY

800 SPECIALLY PREPARED ILLUSTRATIONS

Over 3,000 A-Z Entries

COVERING HUNDREDS OF SUBJECTS including:

- Aerials : Amplification : Attenuation
- Audio-Frequency Transmission : Automatic Gain Control : Broadcasting Communication Systems : Colour Television : Demodulation : Detection
- Direction-finding : Distortion : Electrical Machinery : Electrical Recording
- Feedback : Feeders : Loudspeakers : Matching : Measuring Instruments : Modulation : Oscillators
- Phase Splitting : Power Distribution
- Power Supply : Public-address equipment : Pulse Code Modulation
- Q-factor : Radar : Ratcheting
- Reactance : Receivers : Rectification
- Relay systems : Selectivity
- Stereophonic Reproduction : Symbols, Abbreviations : Testing and Fault Tracing : Tilt and Bend
- Tone Control : Transformers : Transmission (general) : Tuning : Valves
- Vision Frequency Transmission
- VHF : Wave Propagation : etc., etc.

PRINCIPAL CONTRIBUTORS

include:

- S. W. AMOS, B.Sc. (Hons.), A.M.I.E.E.
- E. J. CLAYTON
- P. P. ECKERSLEY, M.I.E.E.
- C. F. ELLIS, B.Sc.(Eng.)
- E. T. G. EMERY, A.M.I.E.E., A.M.I.Mech.E.
- J. W. GODFREY
- G. A. GRAHAM, Assoc.I.E.E.
- G. P. KENDALL, B.Sc.
- L. F. OSTLER, Assoc.I.E.E.
- J. H. REYNER, A.C.G.I., B.Sc.(Hons.), D.I.C., M.I.E.E. M.Inst.R.E.
- J. ROGERS
- K. ROGERS
- M. G. SCROGGIE, B.Sc., M.I.E.E.

SEND NO MONEY NOW!

To: Dept. H.G.26, People's Home Library, Odhams Press Ltd., Basted, Sevenoaks, Kent. Please send me **WITHOUT OBLIGATION TO PURCHASE** "Encyclopaedia of Radio & Television". I will EITHER return the book in good condition, postage paid, within 8 days, OR send down payment of 11/6 eight days after delivery, followed by 2 monthly instalments of 10/- (31/6). **ALTERNATIVELY**, I will send the cash price of 30/- eight days after delivery.

Signature Occupation.....

(Persons under 21 will be sent a Guarantor Form) Age, if under 21.....

Put tick where applicable: Cash Terms Householder

Lodgings Furnished Premis. Unfurnished Premis.

Hotel Live with Parents

USE BLOCK LETTERS BELOW

..... NAME

..... ADDRESS

Firmly affix 2d. stamp in margin

H.G.26/Feb. '59

DO THIS NOW!

Fill in form and post in 2d. stamped, unsealed envelope to Dept. H.G.26, People's Home Library, Odhams Press Ltd., Basted, Sevenoaks, Kent. Book comes on approval—if satisfied you send remittance otherwise return book in 8 days. Offer applies in U.K. only (not Eire), closes Feb. 28.

Marconi

A.M. SIGNAL GENERATOR TF 801 D

The TF 801D is the latest addition to the Marconi family of precision a.m. generators. With a frequency range of 10 to 470 Mc/s, its salient features include superfine tuning with crystal checking, and oscillator l.t. regulation for maximum stability. Spurious f.m. is less than 0.001% of carrier frequency, and its high-quality 50-ohm output has a v.s.w.r. better than 1.2.

Carrier level is continuously variable from 0.1 μ V to 1 volt and is stabilized by an automatic level control system. Sinewave a.m. up to 90% may be applied both internally and externally; pulse modulation may be applied externally in the p.r.f. range 50 c/s to 50 kc/s.

Full details will be gladly sent on request—please ask for leaflet G142



**MARCONI
INSTRUMENTS**

AM & FM SIGNAL GENERATORS · AUDIO & VIDEO OSCILLATORS
 FREQUENCY METERS · VOLTMETERS · POWER METERS
 DISTORTION METERS · FIELD STRENGTH METERS
 TRANSMISSION MONITORS · DEVIATION METERS
 OSCILLOSCOPES, SPECTRUM & RESPONSE ANALYSERS
 Q METERS & BRIDGES

Please address enquiries to **MARCONI INSTRUMENTS LTD.** at your nearest office:

London and the South:

Marconi House, Strand, London, W.C.2
 Telephone: COVent Garden 1234


Midlands:

Marconi House, 24 The Parade, Leamington Spa
 Telephone: 1408

North:

23/25 Station Square, Harrogate
 Telephone: 67455

Export Department: Marconi Instruments Ltd., St. Albans, Herts. Telephone: St. Albans 56161




R120 and R130 laminated series.

FORTH SERIES

TRANSFORMERS AND CHOKES

*smaller in size –
lighter in weight*

R200 'C' Core series.



FERRANTI

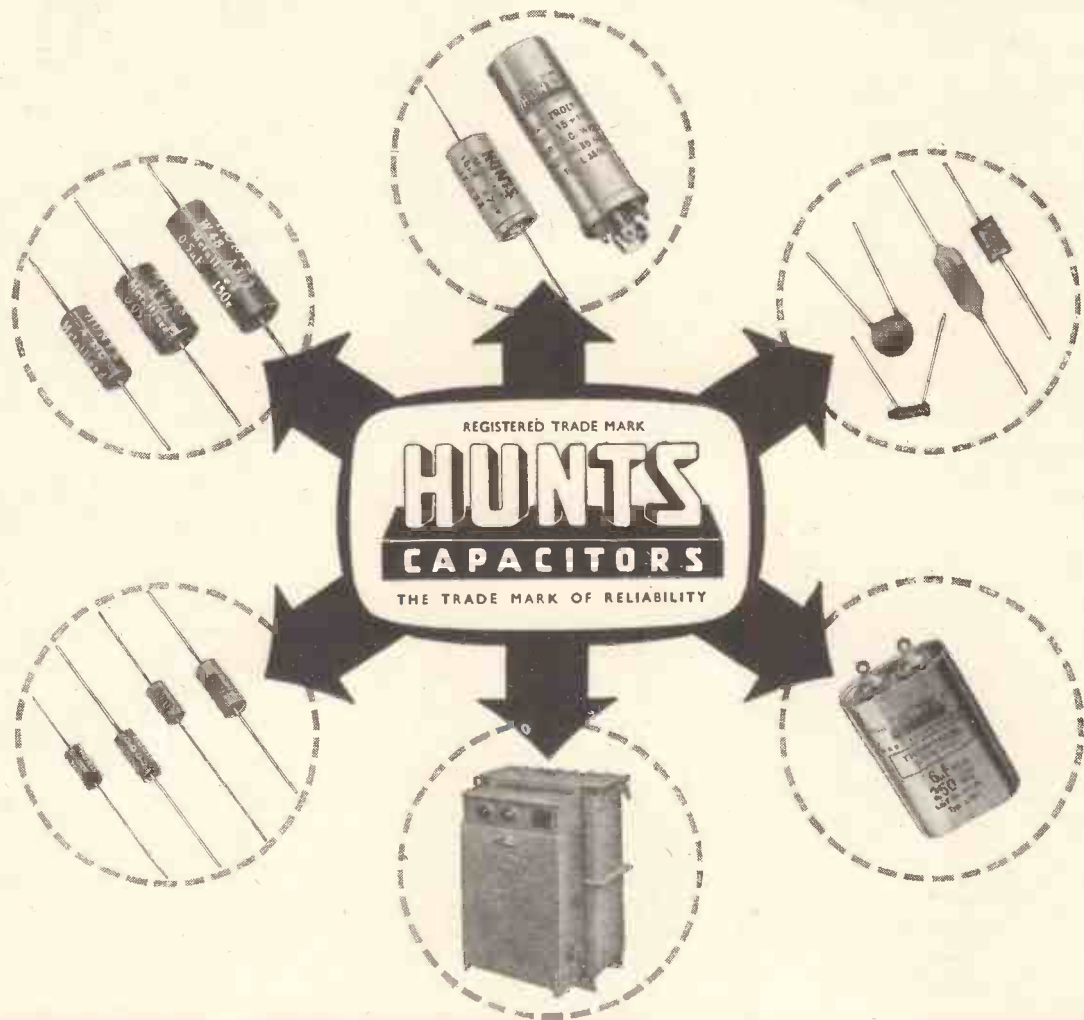
The new range of Ferranti Resin Cast Transformers and Chokes has been named after this famous Scottish landmark which represented a remarkable advance in engineering design when it was constructed over 60 years ago. To-day, the new techniques in manufacture and construction of 'C' Core Transformers have enabled Ferranti Ltd. to make a significant contribution to Electronic Engineering.

The Forth series components will have particular appeal to designers of airborne equipment since savings in weight and volume of up to one-third can be achieved over the resin cast and oil-filled units now available. Moreover, the quality requirements of the Joint Service Specification RCS.214 are met in every respect. Please write for a catalogue which gives full rating information.



FERRANTI LTD • FERRY ROAD • EDINBURGH 5

CAPACITORS



for all applications

TYPES

DRY ELECTROLYTIC
 METALLISED PAPER (HUNTS PATENTS)
 METALLISED PLASTIC FILM (HUNTS PATENTS)
 PLASTIC FILM · FOIL & PAPER
 SILVERED MICA · STACKED MICA
 CERAMIC · POWER CERAMIC
 TRANSMITTING AND SPECIAL R. F. TYPES

APPLICATIONS

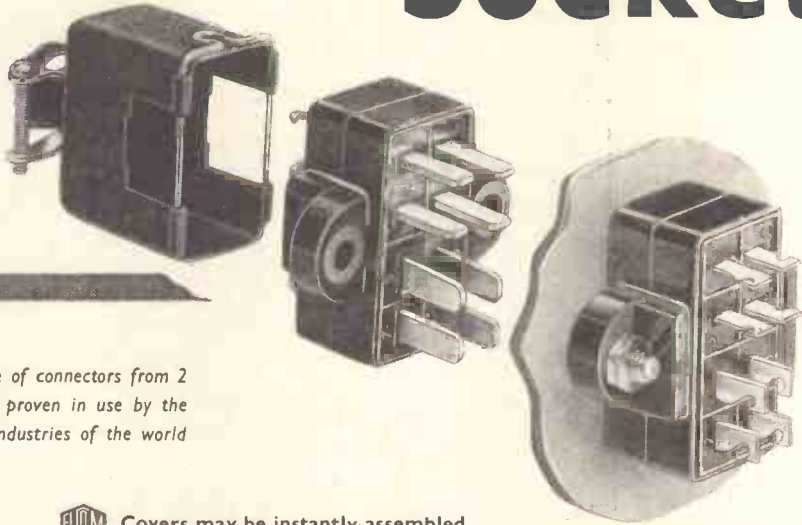
RADIO AND TELEVISION EQUIPMENT
 ELECTRONIC EQUIPMENT
 POWER FACTOR IMPROVEMENT
 CAPACITOR MOTORS · FLUORESCENT LIGHTING
 PHASE SPLITTING · H.F. AND R.F. HEATING
 IGNITION AND INTERFERENCE SUPPRESSION
 TELEPHONE INSTALLATIONS

A. H. HUNT (Capacitors) LTD., WANDSWORTH, LONDON, S.W.18. Tel: VANdyke 6454







Factories also in Essex, Surrey and North Wales



Plugs and Sockets



A full range of connectors from 2 to 33 way, proven in use by the electronic industries of the world

-  Covers may be instantly assembled to any chassis mounting plug OR socket for use as free unit, affording flexibility with minimum stock holding.
-  All sockets incorporate the new ELCOM 'butterfly' socket clip. This much tested clip has withstood on test 193,000 insertions and reaches a new peak in socket clip design achieving great reliability coupled with low and constant contact resistance.
-  Elcom patent locking device may be applied to any units operating under conditions of severe vibrational stress.
-  Rating: 5 amps per contact, and 1,000 volts under dry atmospheric conditions. 500 volts high humidity.
-  DELIVERY FROM STOCK.
-  There is no better plug and socket.

A comprehensive catalogue giving dimensions, type numbers and prices will be forwarded upon request



London Stockists
Messrs. BERRY'S RADIO
25 High Holborn, London W.C.1
Holborn 6231/2

Northern Stockists
Messrs. HOLIDAY AND HEMMERDINGER
71 Ardwick Green North, Manchester 12
ARDwick 6366-8

Electronic Components

WEEDON ROAD INDUSTRIAL ESTATE

NORTHAMPTON

Telephone Northampton 2467 & 1873

Telegrams "ELCOM" Northampton

From I.C.I. AMMONIA— Nitrogen and Hydrogen for Industry

I.C.I. Ammonia provides industry with a cheap and reliable source of pure nitrogen and hydrogen. And I.C.I. gas generating plants are available to convert ammonia into a wide range of nitrogen/hydrogen gas mixtures.

Anhydrous Ammonia

with a guaranteed minimum purity of 99.98%, to meet more exacting requirements, is offered in bulk and in a wide range of cylinder sizes.

HYDROGEN
NITROGEN
I
A

Liquefied Ammonia (*Industrial Quality*), a cheaper grade, is available in bulk and in two-ton containers for the larger consumer, and makes possible substantial economies in gas costs.

A bulk delivery of 10 tons of ammonia provides over 1½ million cu. ft of nitrogen.

Full information on request

IMPERIAL CHEMICAL INDUSTRIES LIMITED,
LONDON, S.W.1.



How serious are you?



A Tape Recorder can be an amusing instrument capable of giving you and your friends a vast amount of pleasure at little cost. But if you are seriously interested in good music—if high fidelity means something to you—if stereophonic sound excites your eager enthusiasm—then these are the considerations that ultimately will dictate your choice.

Remember this: there's a big difference between a Tape Recorder made for the popular mass market and one like the Ferrograph impeccably built to satisfy the most exacting requirements of professional musicians and recordists the world over.

For ten years Ferrograph engineers have dedicated themselves to the development of Tape Recording and to the attainment of the highest standards of technical excellence. Indeed many of the design features today in general use and widely copied were first developed by Ferrograph technicians. We take pride in this fact—it is our contribution to the art of tape recording.

We make no apology for the fact that the Ferrograph costs more than ordinary Tape Recorders. It costs more because it reaches a much higher standard of performance. If it is your intention to make recordings of the highest professional quality or to enjoy the utmost realism from commercial pre-recorded tapes, nothing less than the incomparable Ferrograph will satisfy you.

SERIES 66

For installation into own cabinet.
Model 66N $3\frac{3}{7}\frac{1}{2}$ i.p.s. 84 gns.
Model 66H $7\frac{1}{15}$ i.p.s. 88 gns.

SERIES 3A

In portable cabinet in black rexine with detachable lid.
Model 3A/N $3\frac{3}{7}\frac{1}{2}$ i.p.s. 79 gns.
Model 3A/NH $7\frac{1}{15}$ i.p.s. 86 gns.

SERIES 3S

With optional stereo sound attachment.
Model 3S/N $3\frac{3}{7}\frac{1}{2}$ i.p.s. 89 gns.
Model 3S/NH $7\frac{1}{15}$ i.p.s. 96 gns.
Stere-Ad Unit 30 gns. extra.

STEREOPHONIC MODEL

With full stereophonic recording and playback facilities.
Model 88 $7\frac{1}{15}$ i.p.s. 105 gns.

The Incomparable **Ferrograph**

BRITISH FERROGRAPH RECORDER CO. LTD.

(A subsidiary of The Ferrograph Company Ltd.)

131 SLOANE STREET, LONDON, S.W.1 · Tel: SLOane 1510, 2214 and 2215

NORTHERN RADIO SERVICES for everything HI-FI MONAURAL & STEREOPHONIC



"SYMPHONY" COLUMN LOUD-SPEAKER CABINET

as reviewed so favourably by Mr. P. Wilson, Technical Editor of "The Gramophone" (see below).

Price (in the white) 13 gns.

including all interior linings. Can be finished off as required. Recommended speaker, Wharfedale Super 8/FS/AL @ 7 gns.



"SYMPHONY" INFINITE Baffle Cabinet provides fantastic quality reproduction yet measures only 23½ x 11 x 10½ in. Price (in the white) £5/10/- each. Two are very suitable for stereo or dual-monoaural. Recommended speaker Wharfedale Super 8/FS/AL @ 7 gns.



"SYMPHONY" SWITCHED F.M. TUNER KIT


Ideal for adding very high quality radio. Light, Home and Third at the turn of a switch. Automatic frequency control eliminates "drift." Manufacturer's price only 9½ gns. Ready built 15 gns.

"EMPRESS" LONG, MED., F.M. AND STEREOGRAM CHASSIS

8 valves, ganged Bass, Treble and Volume controls, single and dual monoaural, stereo balance control. Long, Medium and F.M. bands. 3½ + 3½ = 7 watts output. Price 27 gns.



No. 1 "SYMPHONY" AMPLIFIER



5 watts output with independent control of treble, bass and middle frequencies. Ideal for forming the basis of a high fidelity set-up or for adding a second channel for stereo. Manufacturer's price only 12 gns.

"SYMPHONY" COMPLETE STEREOPHONIC AMPLIFIER



Possesses all the features and tone controls of our single No. 1 Symphony Amplifier but gives 5 + 5 watts at superb quality. Has facilities for single monoaural and dual monoaural from disc, radio and tape together with stereo disc. No additional pre-amps, or power required. Manufacturer's price 19 gns. Double pre-amp for magnetic stereo cartridges, 3 gns.

IMPORTANT

Here is a copy of a review of our Column Enclosure by Mr. Percy Wilson, Technical Editor of "The Gramophone" which appeared in the July, 1958 issue of that magazine

"SYMPHONY" COLUMN LOUDSPEAKER CABINET

This Column Enclosure was originally made up at my suggestion for use in pairs for Stereo reproduction. It is a development of the Pedestal Enclosure described on page 146 of my Gramophone Handbook.

It is a column of about 1ft. square cross section standing 4ft. 6in. high, with a 6in. reflector section on top so that the total height is 5ft. from the ground.

The loudspeaker unit is mounted on a 12in. square baffle fixed at the top of the column proper, so that it radiates upwards to the reflector, which then disperses the sound outwards in all horizontal directions. The column of air behind the speaker unit acts as an acoustic load, as well as separating the radiation from the front and back of the unit. Being in the form of a pipe, it has its own resonance(s), the lowest of which should be matched to the surround resonance of the speaker unit (in the 30-60 c/s region), as in the case of bass-reflex cabinets. This can be controlled to a limited degree by having ports at the bottom-end of the column. But resistance damping is also desirable.

Since the wave fronts from the rear of the speaker unit are symmetrically disposed to the sides of the column, panel resonances should not be significant and that in fact has proved to be the case in my experiments. On the other hand, some coloration was expected, and found, due to the odd harmonics of the pipe; since these have their points of highest acoustic pressure (anti-nodes) at the middle of the column, half-way between the driving unit and the open ports, that is the place to fix damping material to flatten out such harmonics. The actual placing is not critical, but I use a thick cellular baffle built up of half egg-trays for the purpose. Fibreglass can also be inserted in the cells.

When they sent along some columns for test, Northern Radio Services had fitted Wharfedale Super 8/FS/AL units. Since these are only rated at 5 watts for ordinary baffle mounting, I wondered how they would stand up to power input when subjected to the heavy loading of an acoustic column. I have found it considerably greater than 5 watts. Indeed, the most remarkable, and I think significant, feature of my tests has been the high output efficiency at low frequencies; higher, in fact, than I should ever have expected for an 8in. unit. Before I put in some resistance damping at the ports, there was an audible low-note peak which reminded me of the old "Listen to the Bass" slogan, though this one was much lower and not at all unpleasant. Measurement showed it to be in the 30/40 cycle region for the 5ft. column. With a 4ft. column, which I tested later, the big peak was more than an octave higher (which at the moment I do not pretend to understand, though I have not pursued the research very far, since I

have been much more interested in the greatly superior 5ft. column). White Noise tests also revealed the middle register coloration that I had expected. But, even untreated, the columns showed that they were going to be ideally suited to stereo. They give a tremendous range from low bass to high treble, even without the use of tweeters, and the response is surprisingly smooth, apart from the bass peak and the lower middle hump already noted. They take up a minimum of floor space and disperse the sound at such a height (apart from the ports which are close to the floor) that masking by room furniture (and human bodies) is not serious. I even have mine disposed close to two corners of a room, but not too close, behind two of my wife's china cabinets. There they are quite inconspicuous, even in the white, and have satisfied the feminine directives. I was afraid at first of exciting rattles from the glass and china, but that does not happen. Finally, the tops of the columns are free for decorative effects—vases of flowers on lighted plinths are excellent.

I find, too, that now that I have inserted damping arrangements in the manner described, they vie even with my best loudspeakers for monoaural reproduction, whether used singly or in parallel. The design, therefore, has proved to be far more successful than ever I dared to hope; and I have not yet by any means exhausted the schemes I have in mind for their use. For stereo, the use of two inner tweeters in parallel, as described in another Report in this issue, has already proved a useful addition. This suggests that for stereo the placing of columns in the recesses on either side of a mantelpiece, with tweeters on the mantelpiece itself, might well prove a successful arrangement. But there are obviously many other possibilities, which I hope to explore in the course of time. It is exciting to feel that no one yet knows what will be the most successful arrangements for domestic stereo. One thing is clear: we must, and will, break through the limitations of area previously suggested as essential for good stereo listening. The use of these omni-directional speakers has shown already that it can be done.


As yet I have not sufficient experience to be anything approaching dogmatic about suitable loudspeaker units. But I am not convinced that sizes above 8in. are necessary, though I should rather like to have stronger magnets such as were used to use with the Voigt enclosure. As I have said, the Wharfedale Super 8/FS/AL is good. So are the W/B 8in. units, especially the HF8/16. I should also expect the Axiom 80, the A-Z Phase Inverter Unit and the G.E.C. metal cone unit to be particularly good, though in the latter case I should want to experiment a little more with types of mid-column damping. P.W.

NORTHERN RADIO SERVICES LTD., 11 KINGS COLLEGE ROAD, ADELAIDE ROAD, LONDON, N.W.3

Tubes: Swiss Cottage and Chalk Farm. Buses: 2, 13, 31, 113 and 187

Phone: PRImrose 3314

THE 3 SPEAKER SYSTEM AND THE COLUMN 8



OMNI-DIRECTIONAL 3-SPEAKER SYSTEM

This assembly gives the most natural reproduction so far attained by Wharfedale, and has been demonstrated on several occasions during lectures given by G. A. Briggs in Concert Halls throughout the world.

The 9 cu. ft. sandfilled corner panel is fitted with the W15/FS and provides full bass output down to below 30 c/s with exceptional purity and freedom from cabinet coloration.

The separately mounted twin treble assembly incorporates the Super 8/FS and Super 3 units, both facing upwards for omni-directional radiation. A 3-way crossover network is built in with easily accessible middle and treble controls giving great flexibility of adjustment.

The overall sound has a breadth and spaciousness which cannot be achieved with smaller systems.

SPECIFICATION

Overall height 48in.
Overall width 34in.
Weight of panel with W15/FS unit 140lb.
Crossover frequencies 800 c/s and 5000 c/s.

PRICE COMPLETE £73.0.0 TAX FREE

Sandfilled back panels to complete enclosure where required **£12.0.0** per pair

Wharfedale
WIRELESS WORKS LTD
IDLE BRADFORD YORKS

From experience it is found that matched loudspeakers are not essential for stereo, provided that the high frequency directional characteristics are similar.

With the Corner Three Speaker System as the main loudspeaker, the Column Eight is suitable for use in the second channel since the treble radiation is omni-directional in both.

OMNI-DIRECTIONAL COLUMN EIGHT



Takes up a minimum of floor space and gives maximum results from a single 8in. unit.

The cabinet is fitted with the Wharfedale Acoustic Filter (Patent A.P. No. 4483/56) and treated internally to suppress the unwanted resonances usually associated with column designs. The Column Eight is specially recommended for use with the new 8in. unit type 8/145 which is fitted with a 14,500 gauss magnet, aluminium voice coil, foam surround and bakelite centring device.

The Cabinet can be obtained with a Walnut, Oak or Mahogany Veneer finish.

SPECIFICATION

Size 14in. x 12in. x 3ft. 8in. high.
Weight, cabinet only, 34½lb.

PRICE £21.15.0 TAX FREE

RECOMMENDED SPEAKER UNITS


8/145	£7.6.11 (including Purchase Tax)
SUPER 8/FS/AL	£7.6.11 " " "
8" BRONZE/FS/AL	£4.11.0 " " "

Impedance 10/15 ohms (or 2/3 ohms to order).

DESCRIPTIVE LEAFLETS FREE ON REQUEST

Telephone: Idle 1235/6. Grams: 'Wharfedel' Idle, Bradford.

... a new
approach
to better
listening



ESSENTIAL DATA

NOMINAL SIZE	15"
PEAK POWER HANDLING CAPACITY	25 watts.
VOICE COIL DIAMETER	3"
TOTAL FLUX	290,000 Maxwells
FREQUENCY RESPONSE	30-15,000 c/s
BASS RESONANCE	35 c/s
IMPEDANCE AT 400 c/s	15 ohms.

CELESTION

The COLAUDIO provides a new incentive to listening, creates a new realism in reproduced sound, adds a new beauty to music and the finer nuances of speech. Combining a 15 in. direct radiator bass loudspeaker with two direct radiator, pressure-type high frequency reproducers in column form, the COLAUDIO is the culmination of over thirty years research, development and manufacture of loudspeakers for all purposes. Its perfection of tone can be truly appreciated only by an aural test—once heard, you will never be satisfied until you instal one in your own reproducing equipment.

COLAUDIO

Rola Celestion Ltd. THAMES DITTON, SURREY, ENGLAND.

Telephone: Emberbrook 3402/6

RADIO EXPORT

TUBES ONLY



2000 types of both receiving and transmitting tubes **in stock**
In addition, a comprehensive range of crystals and some types of
transistors and trustworthy tubes are available.

PRICE AND STOCK LISTS ON APPLICATION

Your specific enquiries for special types to CV, JAN and MIL
specifications are invited.

Our organisation is A.R.B. approved.

HALL ELECTRIC LTD

HALTRON HOUSE, 49-55 LISSON GROVE,
LONDON N.W.1.

Tel.: Ambassador 1041 (5 lines)

Cables: Hallectric, London



**foremost for Quality,
Performance and
Reliability—**

PIW Dia. $2\frac{3}{4}$ "
20 Watt Max.
Range
1-500,000 ohms.
Data Sheet No.5

TW Dia. $1\frac{3}{4}$ "
5 Watt Max.
Range
1-100,000 ohms.
Data Sheet No.2

TT Dia. $1\frac{3}{4}$ "
5 Watt Max.
Range
1-100,000 ohms.
Data Sheet No.8

TS Dia. $1\frac{1}{8}$ "
2 Watt Max.
Range
5-50,000 ohms.
Data Sheet No.7

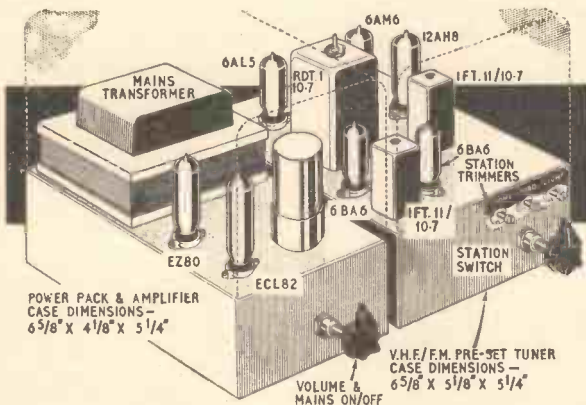
MW Dia. $\frac{3}{8}$ "
1 Watt Max.
Range
5-50,000 ohms.
Data Sheet No.1

RELIANCE
POTENTIOMETERS

The name "Reliance," aptly chosen more than thirty years ago, is recognised for potentiometers of consistent accuracy, with a record of long-life reliability. The standard range—the most comprehensive available—covers from 1 to 500,000 ohms and includes linear, log, semi-log and non-inductive types, and depending on characteristics, ratings up to 20 watts. GANGED MODELS available of TT, TW, PIW and TS on common spindle. Fully tropical and concentric spindles type TW only.

RELIANCE MANUFACTURING Co. (SOUTHWARK) Ltd., SUTHERLAND Rd. HIGHAM HILL, WALTHAMSTOW, LONDON, E.17
GD 10 Telephone : No. (and Cables) LARKSwood 3245

INTRODUCING THE COMBINED POWER PACK AND AMPLIFIER FOR THE "MAXI-Q" PRE-SET OR VARIABLE F.M. TUNER WHICH NOW OFFERS YOU A COMPLETE RECEIVER



Full constructional details, point-to-point wiring diagrams and alignment instructions for building the "MAXI-Q" COMBINED POWER PACK AND AMPLIFIER, PRE-SET F.M. TUNER and also the VARIABLE TUNED version are given in Technical Bulletin D.T.B.8, 1/6.

POWER PACK AND AMPLIFIER. This unit consists of Mains Transformer, EZ80 and ECL82 valves, Volume Control complete with mains on/off switch and is housed in a gold-finished case. Power supplies available for any tuner—Heater 1.5 amps at 6.3V H.T. from 220 V. at 50 mA to 265V. at 20 mA.

The unit is available completely wired and ready for use at £5/10/-, plus 2/6 carriage or available in kit form at £5.

PRE-SET F.M. TUNER. Completely punched chassis, screens and bronze-finished cover, 19/-, Station Indicator Plate 1/1. Three-position switch, 4/3. Station Condenser Trimmers, 3-9 pF, 2/-.

RATIO DISCRIMINATOR TRANSFORMER. RDT 1/10. 7 Mc/s. Secondary winding of bifilar construction, iron dust core tuning, polystyrene former, silver mica condensers. Can size $1\frac{1}{2}$ in. sq. \times $2\frac{1}{2}$ in. high, 12/6.

I.F. TRANSFORMER, IFT.11/10.7 Mc/s. Miniature I.F. of nominal frequency 10.7 Mc/s. The "Q" of each winding is 90 and the coupling critical. Can size $13/16$ in. sq. \times $1\frac{1}{2}$ in. high, 6/6.

COILS, TYPE L1, T1 and T2. Specially designed for use in this unit, are wound on polystyrene formers complete with iron dust core tuning, 3/11 each.

THE "MAXI-Q" PRE-SET F.M. TUNER is available completely wired, assembled, valved and housed in a sturdily made gold-finished cover at £8/11/5, plus £3/8/7 P.T. = £12 (carriage 3/-).

VARIABLE F.M. TUNER completely assembled at £7/17/2, plus £3/2/10 P.T. = £11 (carriage 3/-).

GENERAL CATALOGUE covering technical information on full range of components, 1/3, post free.



TRADING TERMS for direct postal orders, c.w.o., plus appropriate postal charge. Please send S.A.E. with all enquiries.

DENCO (CLACTON) LTD., (Dept. W.W.) 357/9 Old Road, Clacton-on-Sea, Essex

STOP PRESS — WF1388. Push-Pull Bias Erase Tape Deck Oscillator Coil, for the New Mullard Type "C" Tape Amplifier, Price 29/6

Way Ahead!

NEW SIX CHANNEL MILITARY VERSION H. F. PACKSET



SIMPLE TO OPERATE—NO SPECIAL SKILL REQUIRED

PACKSET H.F. 156 TECHNICAL SPECIFICATION

- Channels 1-3: 2.5-4.5 Mc/s.
- Channels 4-6: 4.5-7.5 Mc/s.
- Transmitter: C.W. or R.T.
Power output 1.5 watts
- Receiver: R.T. 3 μ V for 12 db signal/noise ratio
C.W. 20 db signal/noise ratio
- Power Supply: Vibratory. Two 2 volt accumulators.

BRITISH COMMUNICATIONS CORPORATION LIMITED

Second Way
Telephone Wembley 1212

Exhibition Grounds

Wembley, England
Cables BeeCeeCee

IMPORTANT !

from the

20th to the **24th**

February 1959

The 2^e SALON INTERNATIONAL de la PIÈCE DÉTACHÉE ÉLECTRONIQUE

(The 2nd International Exhibition of
Electronic Components)

will be held in

PARIS


at the

PARC DES EXPOSITIONS
PORTE DE VERSAILLES

The greatest display in the
field of electronics in the
World

INFORMATION FROM :

FÉDÉRATION NATIONALE DES
INDUSTRIES ÉLECTRONIQUES (S.D.S.A.)
23, RUE DE LÜBECK, PARIS (16^e)
PAS. 01-16



REMOTE CONTROL

problems
can be solved with

S.S. WHITE

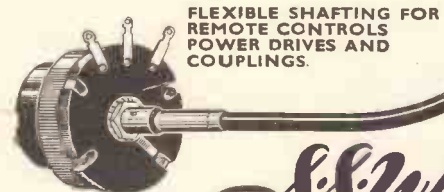
FLEXIBLE SHAFTING

THE "impossible" becomes
practical with the applica-
tion of flexible shafting.

We are experts in this rapidly
developing field and can show
you how to operate any element
requiring rotation or push-pull
movement, or both. Distance
from control to point of applica-
tion presents no difficulty.

Consult us on any of your
remote control problems.

*Flexible Shaft Handbook available to
technicians on request to Dept. W.*



FLEXIBLE SHAFTING FOR
REMOTE CONTROLS
POWER DRIVES AND
COUPLINGS.

S.S. White

INDUSTRIAL DIVISION


THE S. S. WHITE DENTAL MFG. CO. (G.B.) LTD.
Britannia Works, St. Pancras Way, London, N.W.1
Telephone: EUSton 5393

R.C.7

This new journal provides today the information which management must have for higher efficiency tomorrow

AUTOMATIC AIDS TO CONTROL, ADMINISTRATION AND ROUTINE WORK IN OFFICE AND FACTORY CAN BRING RICH REWARDS TO THOSE WHO FIRST APPLY THEM

Commercial and industrial concerns everywhere have warmly welcomed this authoritative guide to the choice of equipment and its correct application



As production becomes more automatic and research more exacting, new methods of handling industrial information are being evolved. Applications of these fresh methods throughout industry will significantly improve efficiency, increase output, reduce costs.

Every day, more and more progressive organisations—at home and abroad—are subscribing to DATA PROCESSING, the new Iliffe quarterly which describes the means by which this can be achieved. The whole range of automatic aids—computers, punched-card machinery and allied equipment—is examined and the best of the current operational practices presented in a form readily applicable to particular problems. Completion of the order below is the first move in ensuring that your organisation is early among those who benefit from these new methods.

FIRST ISSUE
just published!

POST THIS FORM TODAY

To: Iliffe & Sons Limited, Dorset House, Stamford Street, London, S.E.1.


Please enter my subscription to DATA PROCESSING for one year (£4.0.0.). I will remit on receipt of your invoice.

NAME

FIRM

ADDRESS

DATE.....(WW)



A RANGE TO CHOOSE FROM

**STEREO-TWELVE
CHASSIS
37 GNS**

The most complete unit yet produced for Stereo giving 6 watts high fidelity push-pull output on each channel, 12 watts for monaural. Full VHF band, medium and long wavebands. Stereo and monaural inputs or records, tape and radio and a tape output for stereo and monaural tape recording. Comprehensive matching for all types of crystal pick-ups. The perfect basis for a complete monaural reproducing system or for a complete stereophonic system now or later.



**ST3 AM/FM
TUNER
27 GNS**

A self-powered high fidelity tuner covering full VHF, medium, and long wavebands with automatic frequency control on VHF. Excellent in combination with the Armstrong A.10 Mk. II Amplifier and Control Unit but the cathode follower stage and variable feedback output control enable this tuner to be used with virtually any amplifier available.

Armstrong


**PB 409 CHASSIS
28 GNS**



A nine valve AM/FM radiogram chassis giving 6 watts push-pull output and fitted with attractive piano key selectors. Covers full VHF band, medium, long and short wavebands and an output socket is provided for tape recording from radio and pick-up. Can be adapted for stereo at any time by the addition of our compact easy-to-fit converter amplifier.

The name ARMSTRONG is the registered trade mark of

ARMSTRONG WIRELESS & TELEVISION CO. LTD., WARTLERS ROAD, LONDON, N.7. Tel.: NORTH 3213



**JUBILEE CHASSIS
29 GNS**

An AM/FM radiogram chassis with nine valves and two diodes and with push-pull output stage providing 6 watts. Full VHF medium and long wavebands with automatic frequency control on FM and ferrite aerial on AM. Tape record and playback facilities. Can be adapted for stereo at any time by the addition of our compact, easy-to-fit converter amplifier.

Write for descriptive literature and details of Home Trial facilities. Hire Purchase terms and Guarantee or call at our Holloway Showroom for full, unhurried demonstration and professional advice on your installation.

S.G. Brown, Ltd.

STEREOPHONIC

HEADPHONES

BROWN'S Type K Moving Coil Headphones

are now available, with earpieces specially matched and phase connected, for

STEREOPHONIC REPRODUCTION

£6.10.0
List


Place orders as follows:—
BROWN'S Type K Stereophonic Headphones

(Impedance: 26 ohms per earpiece).

SHAKESPEARE STREET

WATFORD

HERTS



Our new Series 335 sub-miniature relay (shown here actual size) is very reliable and produces remarkably high contact pressures.
 Weight: Approximately $\frac{1}{4}$ oz. Contact arrangement: D.P.C.O. Contact rating: 2A resistive load at 30V, D.C. or 115V, A.C. Nominal coil voltages: 6, 12, 24 & 48V, D.C. Max. continuous coil rating: $1\frac{1}{2}$ W. Dimensions: 0.80" wide by 0.34" thick by 1" high, including pins. Max. coil resistance: 5000 Ω .




MAGNETIC DEVICES LTD

NEWMARKET SUFFOLK

Telephone: Newmarket 3181

Telegrams: Magnetic Newmarket



Model S23 Stereophonic Bowl Unit

When a second High Fidelity Loudspeaker System is being planned for Stereophonic reproduction, this unit overcomes the major obstacles encountered; space available—cost—performance to match a good existing system. Stereophonic Bowl Unit Model S.23 has uniform radiation through 360° in the horizontal plane, and is so compact (6½" high x 8½" dia.) that no problem exists in siting it in the optimum position in any room. Full use is made of the existing loudspeaker system (e.g. Sherwood, Axiom 15/4, Axiette etc.) which carries both channels below 300 c/s. and one channel above 300 c/s. The other channel above 300 c/s. is handled by the S.23 unit. If two S.23 units are used, then the existing system need only perform well in the bass register, as it will simply be called on to reproduce the combined signal below 300 c/s. A separate filter unit is produced to perform the necessary frequency mixing, isolation and division, and will accept either one or two S.23 units.

Axiom 400



For all High Fidelity applications demanding the utmost in performance from a single unit, the choice of an Axiom 400 (12") cannot be bettered. Incorporating all the outstanding features of the famous Axiom 300 (Aluminium voice coil, twin diaphragms with plastic terminations, automatic mechanical crossover, cast chassis etc.) it has, in addition, an even more powerful magnet assembly, producing a flux density of 17,500 gauss, and a total flux of 195,000 maxwells on the 1½" diameter pole. This permits a maximum power handling capacity of 20 watts with very low distortion, and superb control of transients.

Frequency range: 30-16,000 c/s.

Enclosure volume required; 7,800 cubic inches, with Acoustic Resistance loading (ARU.172).

Goodmans High-Fidelity Loudspeaker Manual, which contains full information on Goodmans High Fidelity products, free on request.



GOODMANS INDUSTRIES, LIMITED
AXIOM WORKS, WEMBLEY, MIDDLESEX


...Europe's largest Manufacturers
and the World's largest Exporters
of High Fidelity Loudspeakers

WEMBLEY 1200 (8 lines)

Grams: Goodaxiom, Wembley, England

VERSATOOL

REGD.



cabinets

For



**Precision Tools
Equipment
Instruments Etc.**

W. PINDER & SON LTD., KING STREET, PETERBOROUGH

TRAVELLING WAVE TUBES FOR COMMUNICATIONS AND RADAR



Quick delivery is available for our travelling wave tubes, which are designed for use in microwave links and radar receivers.

For links in the frequency bands 1700 to 2300 Mc/s and 3800 to 4200 Mc/s, we are manufacturing power output tubes, low noise input tubes and intermediate driver tubes.

The table below gives brief specifications for these types as well as for low noise tubes for radar receivers. All types listed are currently in production and are giving excellent results in operational equipment.

Details of power supplies available on request.

'ENGLISH ELECTRIC'

Type	Application	Frequency band	Power Output	Noise Factor (db)	Gain (db)
N1001	radio links	1700 to 2300 Mc/s	16W	—	25
N1013	"	1700 to 2300 Mc/s	200mW	20	33
N1002	"	1700 to 2300 Mc/s	1mW	9	23
N1004	"	3800 to 4200 Mc/s	4W	—	24
N1023M	"	3800 to 4200 Mc/s	4W	—	24
N1025M	"	3600 to 4200 Mc/s	75mW	21	32
N1024M	"	3600 to 4200 Mc/s	1mW	9	20
N1017M	radar input	1200 to 1400 Mc/s	0.3mW	8	23
6861	"	2700 to 3500 Mc/s	1mW	6.5	25

Type 6861 and those with subscript M are fitted with coaxial connectors for which lightweight electromagnets are available. Other types are normally used in waveguide installations

ENGLISH ELECTRIC VALVE CO. LTD.



Chelmsford, England
Telephone: Chelmsford 3491

— WE KNOW QUALITY —


- ONLY THE BEST STEREO, HI-FI, RADIO, T.V., Tape Recorders, etc. STOCKED.
- OUR EXPERTS WILL ADVISE YOU ON THE BEST EQUIPMENT TO SUIT YOU.
- UNIQUE GUARANTEES ON SECOND-HAND APPARATUS (MONTHLY LISTS available upon request S.A.E.).
- OVER 100 YEARS' TRADING EXPERIENCE.
- Specialists in Mail Order, Part Exchanges etc.
- Tape Recorder Dept. (Folder of leaflets upon request).
- Within the WALLACE HEATON ORGANISATION—your guarantee to satisfaction

VISIT OUR SHOWROOMS—OUR SALESMEN WILL BE DELIGHTED TO HELP YOU and - YOU CAN DEPEND ON OUR ADVICE.

CITY SALE & EXCHANGE LTD

93-94, FLEET STREET, LONDON, E.C.4 Telephone: FLEet 9391

NEW TYPE STAND-OFF INSULATORS



Small illustration feature:
insulator actual size.

★ *it's reliable if it's made by
Jacksons*



There are already some 25 different types now available and these two new additions have many interesting features—namely Type “J,” length 19/32 inch, and “J-S,” length 15/32 inch.

These give the same performance as type “C,” but have a smaller height and lower price.

The vee shaped top terminal permits very rapid heating and rapid connection for two or more wires which may be simply laid in the groove, or clenched before soldering.

REGISTERED DESIGN PATENT PENDING

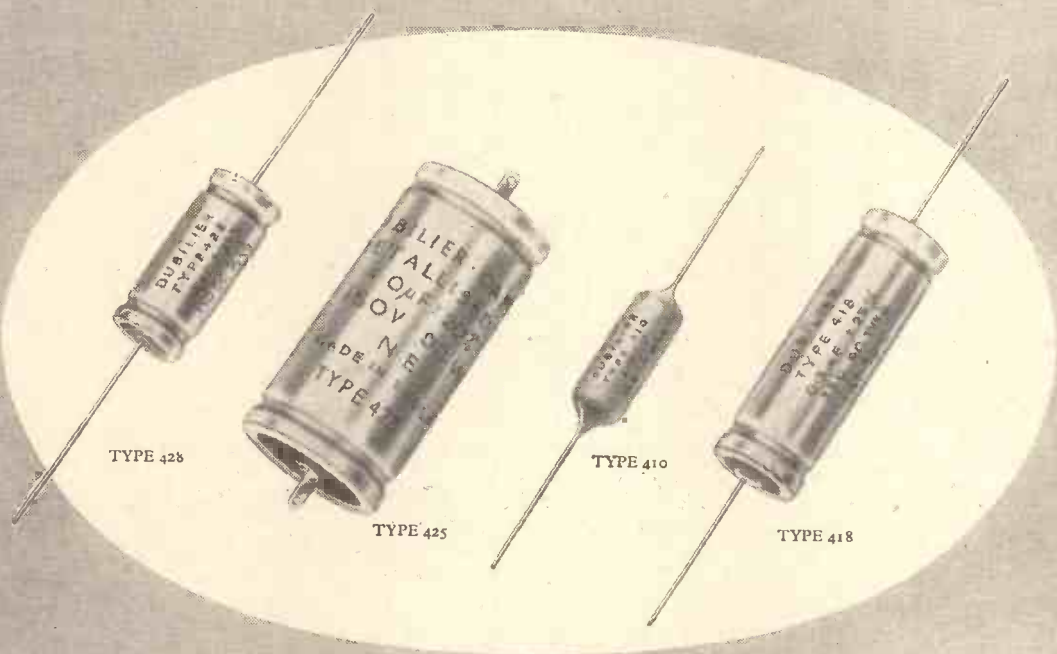
PRECISION BUILT COMPONENTS
KINGSWAY—WADDON, SURREY.

Phone: Croydon 2754+5 Grams: Walfico, Souphone, London.

JACKSON BROS.
(LONDON) LTD

DUBILIER

Metallised Paper Capacitors



and now Type 400


Capacitance μF $\pm 20\%$	Voltage Ratings		
	d.c. Wkg. at 70°C.	d.c. Test at 20°C.	a.c. Wkg. r.m.s. at 60°C. & 50c/s.
0.0001	600	900	300
0.00015	"	"	"
0.0002	"	"	"
0.00022	"	"	"
0.0003	"	"	"
0.0005	"	"	"
0.001	500	750	—
0.002	350	525	—
0.003	"	"	—
0.004	250	375	—
0.005	"	"	—
0.01	150	250	—

Capacitance μF $\pm 20\%$	Voltage Ratings		
	d.c. Wkg. at 70°C.	d.c. Test at 20°C.	a.c. Wkg. r.m.s. at 60°C. & 50c/s.
0.01	400	600	—
0.02	150	250	—
0.03	"	"	—
0.04	"	"	—

Both the Type 400 capacitors shown here are housed in phenolic resin and are suitable for use within a temperature range -40°C to $+70^{\circ}\text{C}$. The new extended range of values is listed in the table adjoining each size. For complete information on every type of metallised paper capacitor please send for Catalogue MP.8.

in an extended range

There's nothing so good as building it with a **Jason** kit



**SWITCHED
FM/TV SOUND TUNER JTV**

**OTHER JASON KITS
FOR AUDIO INCLUDE**
STANDARD F.M. TUNER
£5/5/0.

ARGONAUT AM/FM £11/10.
MERCURY SWITCHED
F.M. TUNER £9.

20 WATT STEREO AMP.
£17/8/-.

6 WATT STEREO AMP.
£13/19/-.

STEREO PRE-AMPS. £16/10/-.
FMT3 TUNER ... £8/5/-.

Full list and details on request

This highly successful kit provides excellent reception in all areas served by B.B.C. F.M. and B.B.C. and I.T.A. television sound transmissions. Reception is by a simply pre-tuned switching arrangement. The JTV unit makes it possible for the first time to make recordings of TV sound; the dangers inherent in recording from a modern TV set have hitherto prevented this. The kit includes case and ready-assembled turret tuner with two valves, also all parts including wire, screws, etc. Building is straightforward and copiously illustrated instructions will be found in the re-print published specially for the JTV by Hi-Fi News (2/6 post free).

4 valves extra.
Kit as described

£12.19.0



VALVE VOLTMETER E.M.10

Model E.M.10 is as good as the most expensive valve voltmeter made and considerably better than any other kitted version. This Jason model offers a wide range of applications and includes a large clear 4 1/2 in. scale. It is of first-class stability. Current ranges may be read directly on the meter. The kit is supplied complete with case, meter and valves, etc., etc. **£18.10.0**

OTHER JASON TEST EQUIPMENT KITS INCLUDE
OSCILLOSCOPE O.G.10. With Tube. ... £22/10/-.
STABILISED POWER PACK, P.P.10. With Meter. £21.
AUDIO GENERATOR A.G.10 ... £11/10/-.
F.M. WOBULATOR, W.10. ... £9.
CRYSTAL CALIBRATOR C.C.10 ... £14/10/-.

BRITISH-DESIGNED TO HIGH STANDARDS OF TECHNICAL EFFICIENCY

FROM LEADING STOCKISTS EVERYWHERE.

Descriptive Literature on request.

THE JASON MOTOR & ELECTRONIC CO., 3-4 (D) GT. CHAPEL ST., OXFORD ST., LONDON, W.1

Phone:
G E Brard
0273/4

STEREO & RECORD HOUSING

are made for each other



THE RONDO RANGE

Comes packed-flat and factory-fresh in a carton and is put together simply with a screwdriver in ten minutes.

SPEAKER CABINETS designed for the 8in. Axiette. Price, complete with legs, £8/19/6 (tax free).

EQUIPMENT CABINET is suitable for all auto-change and transcription turntables, plus most amplifiers and radio tuners. Price £8/19/6 (tax paid).

Write for further details to Dept. WW92

RECORD HOUSING

Brook Road, London, N.22
BOWes Park 7487-8



Silicon Junction Rectifiers

perform vital tasks in the



B·O·A·C COMET 4 JETLINER

In the electric and electronic circuitry of the de Havilland Comet 4 jetliner, BTH silicon junction rectifiers are used extensively for critical rectification and control purposes.

BTH offers a wide range of silicon junction rectifiers—write for ratings and technical data.

BTH VALVE & SEMICONDUCTOR SALES LINCOLN, ENGLAND

THE BRITISH THOMSON-HOUSTON COMPANY LIMITED.

An A.E.I. Company

A5358

The New "VALENCIA" MULTI - PURPOSE MUSIC AMPLIFIER



- ★ 10 WATTS POWER OUTPUT
- ★ EXTRA HIGH FLUX 9in. SPEAKER
- ★ SEPARATE BASS AND TREBLE CONTROLS
- ★ 3 SEPARATE INPUT SOCKETS

Specially designed for the up and coming player or players for use with a guitar or other musical instruments fitted with a pick-up. The outfit also has accommodation for a high impedance microphone and is finished in an attractive stream-lined cabinet.

Cash Price £24 0 0
Complete with waterproof slip-on.

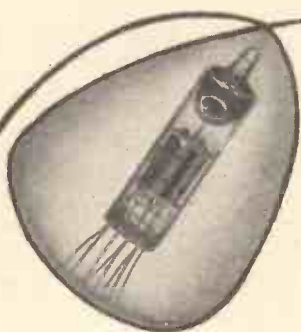


GRAMPIAN REPRODUCERS LIMITED

20 Hanworth Trading Estate, Feltham, Middx.

Telephone: FELtham 265

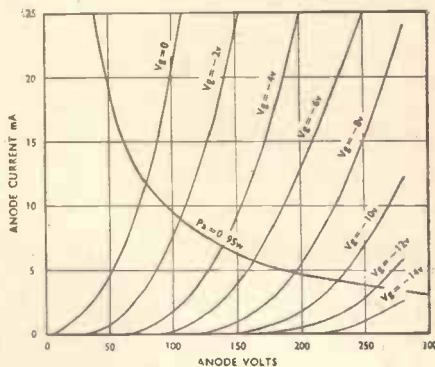
XR9 Indirectly heated subminiature H.F. Double Triode



The XR9 is ideal for use in the most modern hard valve computers and similar circuits where the small size and inherent reliability of subminiature valves are essential. It is suitable for similar circuit applications to those of the well known 12AT7 and 12AU7 and operates under similar conditions.

Perfection in *miniature*

Heater ..	6.3V at 0.3A
Ratings ..	(each half)
Anode voltage ..	100V
Anode current ..	8.5mA
Mutual conductance ..	5 mA/V
Amplification factor ..	20.



Hivac Limited

STONEFIELD WAY
SOUTH RUISLIP MIDDLESEX
Phone: Ruislip 3366

A member of A.T. & E. Group

Today's most **Brilliant**
25 watt
Hi-Fi Systems

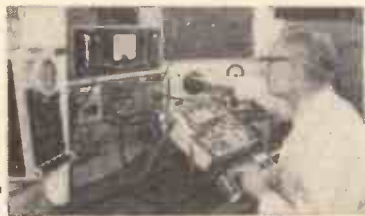


Model HF25SCA

The new Pye De Luxe 3-Speaker System

Fine walnut veneered cabinet houses a 15" bass unit, a mid-range unit and a 4" tweeter. Frequency range: 20-20,000 c.p.s.

Today, the design and manufacture of high fidelity equipment is a specialist business, calling for knowledge and techniques of the highest order. The Pye system featured here was produced in our High Fidelity Division—an organisation devoted solely to the production of equipment of this type—and is recognised to be one of the finest available in its power rating.



The Pye FM/AM Tuner

Built-in power pack; 8 valves; A.G.C. on both AM and FM; stabilised permeability tuning; phase discriminator; attenuators for AM and FM outputs. Copper finished control panel.




Model HFT 11 W

Special Collaro Type 4T200 Transcription Units finished in matching copper colour are available.

The Provost 25-watt Amplifier

A frequency coverage of 2-160,000 c.p.s. with infinite damping factor.



Model HF 25

The Proctor Control Unit

Provides smooth, highly flexible controls and facilities for four inputs; 5 types of pick-up compensator; selector, bass, treble and filter controls. Copper finished control panel.



Model HF 25 AW

PYE HIGH-FIDELITY SYSTEMS

Tecnico Ltd.
Sydney, Australia.

Deutsche Pye G.m.b.H.,
Berlin-Zehlendorf-
West, Roonstrasse 2,
Germany.

Pye Limited, Auckland,
C.I. New Zealand.

Svenska Pye A.B.
Landsvagen 47,
Sundbyberg. Sweden.

Pye (Ireland) Ltd.,
Dublin, Eire.

Pye Limited,
Mexico City.

Pye (Canada) Ltd.,
Northline Road,
Toronto.

Pye Corporation
of America,
1149 Raritan Avenue,
Highland Park,
New Jersey, U.S.A.

PYE LIMITED OF CAMBRIDGE

High Fidelity Division, Fairview Road, S.W.16

See your

 Dealer

QUICK, EFFICIENT UP-TO-DATE COMPONENT SERVICE!

Can Be
Built For
47/6



TWO-TRANSISTOR POCKET SET

BUILD THE "SKY PIXIE" VEST-POCKET TWO-TRANSISTOR PLUS DIODE RADIO which gives a superb performance and is highly sensitive. Size only 4 1/2 in. x 3 1/2 in. x 1 in., weight under 7 oz.—yet it is a THREE-STAGE receiver covering all medium waves, working entirely off a tiny "pen-light" battery. Every part tested before despatch! **SPECIAL STEP-BY-STEP PLANS FOR ABSOLUTE BEGINNERS.** Total building cost including case, transistors, etc.—everything down to the last nut and bolt—**ONLY 47/6** with plans. Postage, etc. 2/- C.O.D. 2/- extra. (Parts sold separately. Priced parts list and plans 1/6). **RUSH YOUR ORDER TODAY!**

POCKET VALVE RADIO

Anyone Can Build This Beautiful Precision Pocket Radio in One Hour. No knowledge whatever needed, our Simple, Pictorial Plans take you step by step. You can't go wrong. Remarkably sensitive—covers all medium waves, incl. Luxembourg, Home, Light Size only 2 1/2 in. x 3 in. x 5/8 in. Not a Toy! But a Real Valve Radio! Uses self-contained battery and is a really personal-phone, pocket radio with Detachable Rod Aerial. **IDEAL FOR BEDROOM, GARDEN, etc.** We can supply all the parts necessary, including Case, Screws, Easy Step-by-Step Plans—for the Special Price of 37/6. (Plus 2/6 post, etc.) **BUILD YOURS NOW!** (All parts sold separately.) Priced parts list, etc. 1/9. Big demand certain—Send Today! C.O.D. 2/- extra.

Can Be
Built For
37/6



RECORD CHANGER AND PLAYER BARGAINS!

B.S.R. MONARCH, 4-speed, mixer auto-changer unit, model UAS. Fully complete with crystal pick-up, etc. Brand new—Limited Stocks Only. **GIFT £6/19/6.** (Plus post and packing 5/-) **LATEST "COLLARO"** 4-speed auto-changer with Hi-Fi pick-up. Complete in maker's sealed cartons. **BARGAIN £7/19/6.** (Plus post and packing 4/6.) **"COLLARO" JUNIOR**, 4 speed, single player, with crystal pick-up, using RGF59 cartridge. **OUR PRICE £2/6.** (Plus 4/- post and packing.)

Choice of beautiful walnut veneered cabinet or Ivory or brown bakelite. This is the lowest possible price consistent with high quality. No radio knowledge whatever needed... can be built by anyone in 2-3 hours, using our very simple easy-to-follow diagrams. The terrific new circuit of the "OCEAN-HOPPER" covers all medium and long waves, has razor-edge selectivity and exceptionally good tone. Price also includes ready drilled and punched chassis set of simple easy-to-follow plans—in fact, everything! Parts tested before despatch. Uses standard octal-base valves. For A.C. mains 200-250 volts (low running cost—approximately 18 watts). Size 12 in. x 6 in. x 3 in. Build this long-range powerful midget NOW. **TOTAL BUILDING COST INCLUDING PLANS, ETC. £5/7/6.** (Post and packing 3/6.) Parts sold separately. Priced parts list and plans 1/9. C.O.D. 2/- EXTRA.

Can Be
Built For
107/6



COMPONENT BARGAINS!

Red-Spot Transistors, tested, 8/6.
White-Spot Transistors, tested, 15/-.
Also all Mullard and standard types stocked.
Moving Coil P.M. Speakers, 2 1/2 in. 17/6;
3 1/2 in. 19/6; 5 in. 17/6; 8 in. 19/6.

ALL TYPES OF COMPONENTS STOCKED AT COMPETITIVE PRICES

PRINTED CIRCUIT POCKET SET

BUILD THIS 3 TRANSISTOR POCKET RADIO... PRINTED CIRCUIT VERSION! The "Companion" is comparable in sensitivity to a three-valve battery set. It is exceptionally small in size (4 1/2 in. x 3 in. x 1 1/2 in.) and is a self-contained pocket radio that does not need aerial or earth. It has built-in speaker and covers medium and long waves. This unique little set **CAN BE BUILT FOR ONLY 97/6.** **EVERYTHING INCLUDED!** (Plus post and packing 2/6.) All parts sold separately. Price list, etc., 6d.

PRINTED CIRCUIT POCKET SUPERHET


BUILD THIS PROFESSIONAL-LOOKING, FIRST-CLASS 6-TRANSISTOR POCKET SUPERHET. Size only 5 1/2 in. x 3 1/2 in. x 1 1/2 in. Beautiful red and cream plastic case with engraved dial. Set weighs only 20 oz. with batteries! Covers medium and long waves. Works off two No. 8 batteries. The second I.F. Stage is reflexed to give additional audio gain. In-built ferrite rod aerial and 2 1/2 in. P.M. speaker. This is probably the best yet of its kind—it is simple to build and really sensitive. **ALL COMPONENTS INCLUDING CABINET, PRINTED CIRCUIT, TRANSISTORS—IN FACT EVERYTHING CAN BE SUPPLIED FOR £11/15/-.** (Plus post and packing 2/6.) (All parts sold separately. Price list, circuit, etc., 9d.)

CONCORD ELECTRONICS

(DEPT. WWD.)

69 PRESTON STREET, BRIGHTON, 1

There's nothing
new in this
relay
EXCEPT



Pat. No. 38370/57

The ONLY PLUG-IN

**3000 TYPE RELAY
COMPLETE WITH BASE AND
TRANSPARENT DUST COVER**

**A.I.D. A.R.B.
ADMIRALTY
APPROVED
3000 & 600 TYPE RELAYS**



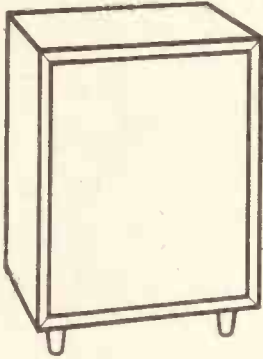
SIZE OF BASE
2 3/4" x 1 1/2" x 1/2"

**A. D. S. RELAYS LTD.
12, STORE STREET, LONDON, W.C.1**

Tel: MUSEum 2453

Stereo facts for the

*serious
listener*




Tall boy—above

- Model 351T (Teak) £45
- Model 351M (Mahogany) £42
- Model 351W (Walnut) £42

Low boy—below

- Model 352T (Teak) £45
- Model 352M (Mahogany) £42
- Model 352W (Walnut) £42



**DU120 Duplex Coaxial
FULL RANGE
LOUDSPEAKER**

£19 10s.

THERE EXISTS in our mind no doubt that the future of high quality sound reproduction lies in stereo.

Some years' experience with stereo tapes showed the importance of this medium to the specialist: the release of stereo discs makes a vast quantity of recorded material available to the general listener.

Stereo does not change the requirements for actual quality of reproduction; it adds to that quality breadth, spaciousness and realism.

The choice of a loudspeaker for stereo, therefore, is no less critical than before. There is no magic in stereo: two good loudspeakers still sound better than two poor ones. Whether two poor ones sound better than one good one is, perhaps, a matter of personal preference. For serious listening, the choice will almost always be for the one good one.

Satisfactory stereo performance can only be achieved by the use of loudspeakers having similar characteristics. If dissimilar loudspeakers are employed the position of solo instruments in particular will vary with frequency and the true stereo effect will be lost.

The Vitavox Type DU120 Duplex Coaxial Loudspeaker has characteristics admirably suited to stereo. HALLMARK Loudspeaker Systems incorporate this unit in an acoustically designed enclosure of elegant appearance.

The purchase of one HALLMARK Loudspeaker system now, will enable you to enjoy to the full your monophonic records and radio programme—the addition of a further one when you have installed a stereo pick-up and amplifier will unfold to you the true potentialities of this new medium.

VITAVOX *Hallmark* LOUDSPEAKER SYSTEMS and DU120 Duplex Coaxial FULL RANGE LOUDSPEAKERS

Of the first year's production of the Type DU120 Loudspeaker, 90% were exported, 75% of them to hard currency areas where the choice of the world's loudspeakers is freely available. Your dealer should now hold this loudspeaker in stock but please approach us if you experience any difficulty in obtaining supplies.

VITAVOX LIMITED WESTMORELAND ROAD
LONDON NW9 ENGLAND TELEPHONE: COLINDALE
8671 CABLES: VITAVOX LONDON ENGLAND

— WE HAVE BEEN APPOINTED —

SOLE LONDON DISTRIBUTORS
OF
ELCOM
MINIATURE
MULTI-WAY



PLUGS and SOCKETS
 2, 4, 6, 8, 12, 18, 24 and 33 WAY
 (Trade Discounts for Quantities)

STOCKISTS OF



HIGH-FIDELITY
SYSTEMS

FULL RANGE ON DEMONSTRATION OF
"MOZART", "PROCTOR", "PROVOST"
AMPLIFIERS, F.M. TUNERS, SPEAKERS.

"Q-MAX" CHASSIS CUTTERS

The easiest and quickest way of cutting holes in SHEET METAL.

$\frac{1}{8}$ " or $\frac{1}{4}$ "	(a)	each	12/9
$\frac{3}{8}$ " or $\frac{1}{2}$ "	(a)		13/9
1", 1 $\frac{1}{4}$ " or 1 $\frac{1}{2}$ "	(b)		16/-
1 $\frac{3}{4}$ " or 1 $\frac{1}{2}$ "	(b)		18/-
1 $\frac{1}{2}$ "	(b)		20/6
2"	(c)		30/-
2 $\frac{3}{32}$ "	(c)		33/6
2 $\frac{1}{2}$ "	(c)		38/6
1" square	(b)		29/-



KEYS
 (a)—1/-; (b)—1/6; (c)—2/3.

Patent No. 619178 and Patents Pending.

40-Page FULLY ILLUSTRATED CATALOGUE of Electronic and Hi-Fi Stereo and Monaural Equipment 6d. POST FREE.

BERRY'S
RADIO

25 HIGH HOLBORN, LONDON, W.C.1

Telephone: HOLborn 6231-2
 (OPPOSITE CHANCERY LANE)

Bullers CERAMICS
FOR INDUSTRY

High quality material and dimensional precision are attributes of Bullers die-pressed products.

Prompt delivery at competitive prices.



We specialise in the manufacture of—**PORCELAIN**

for general insulation

REFRACTORIES

for high-temperature insulation

FREQUELEX

for high-frequency insulation

PERMALEX & TEMPLEX

for capacitors




BULLERS LIMITED

MILTON • STOKE-ON-TRENT • STAFFS

Phone: Stoke-on-Trent 34321 (5 lines) • Telegrams & Cables: Bullers, Stoke-on-Trent
 Ironworks: TIPTON, STAFFS London Office: 6 LAURENCE POUNTNEY HILL, E.C.4
 Phone: Tipton 1691 Phone: MANSion House 9971

Now!

d.c. to V.H.F.



▲ a range of
WIDE BAND ATTENUATORS

FOUR MODELS

★ **TYPE A75.** Range 99dB in 1dB steps.
 Input and Output impedance 75 ohms.
 Price **£19** nett in U.K.

★ **TYPE A76.** Range 90dB in 10dB steps.
 Input and Output impedance 75 ohms.
 Price **£8. 10s.** nett in U.K.

★ **TYPE A79.** Range 99dB in 1dB steps.
 Input and Output impedance 75 ohms.
 Price **£22. 10s.** nett in U.K.

★ **TYPE A84.** Range 99dB in 1dB steps.
 Input and Output impedance 75 ohms.
 Price **£17. 10s.** nett in U.K.

TYPE A94. Type A76 supplied less resistors,
 for customers to fit their own network.

Price **£7.10s.** nett in U.K.

by



-to be sure!

To our comprehensive range of attenuators, we announce the addition of 4 new models. These attenuators employ resistive ladder network and provide accurate attenuation over a wide frequency band. They are small compact units ideal for building into customers' own equipment or for bench use in the laboratory. Full details are given in leaflet No. W57, gladly sent on request.

Advance COMPONENTS LIMITED · ROEBUCK ROAD · HAINAULT · ILFORD · ESSEX · TELEPHONE: HAINAULT 4444

GD58/A

you'll like the sound of

DULCI

PRECISION-BUILT
hi fidelity stereo equipment

Model "STEREO EIGHT" Pre-amplifier



A high gain precision instrument to professional standards. Incorporates every facility for high quality MONAURAL and STEREO PHONIC REPRODUCTION. 8

valves, printed circuit construction. Suitable for all types of

pick-ups, tuners, tape (direct from heads), recorders (special facilities for Stereo Conversion) and microphones. Compensated for slow and fast tape speeds, independent wide range tone controls, steep cut filter, function selector for stereo, dual and individual channels. Full range balance control. Outlets for recording Stereo.

Price £23.20

Model "STEREO TWO" Pre-amplifier



A high grade Stereo/Monaural instrument for use with Crystal pick-ups, tuners and compensated tape. Independent wide range tone controls. Full range balance control. Two twin triodes, printed circuit construction, outlets for recording Stereo.

Price £9.90

Model S.P. 44 Twin (Stereo) Power Amplifier



A twin channel (stereo) Power Amplifier on one chassis, designed to match Stereo 8 or Stereo 2 pre-amplifiers. 8 watts (4 watt per channel). Ideal for the home, superb performance, adjustable speaker matching.

Price £12.12.0

Model DPA10/2



Matched pair of 10-15 watt (each) ultralinear power amplifiers. For domestic or professional use where only the best reproduction is good enough.

Price £25.4.0 (£12.12.0 ea.)

Both Pre-amplifiers are designed to work with either of the above Power Amplifiers.

A free pamphlet is available giving advice on the choice of Stereophonic equipment. Write today

THE DULCI COMPANY LIMITED

97-99 Villiers Rd., London, N.W.2. Tel: Willesden 6678 9

LIST No. 70 1/2 BIT

THE tool for Electronic Circuits also by

ADCOLA

(Regd. Trade Mark)

Soldering Equipment

SHARP HEAT FOR QUICK
jointing of transistors, resistors, and all classes of miniature components

SUPPLIED IN ALL
VOLT RANGES

ADCOLA
"LONG LIFE" Bits
FROM STOCK

ILLUSTRATED ACTUAL SIZE

Electrical standards approved in all leading countries

Catalogues of the Adcola patented and registered design soldering equipment on request from

Head Office. Sales and Service

ADCOLA
PRODUCTS LTD.
GAUDEN ROAD
GLAPHAM HIGH ST.
LONDON, S.W.4

Telephones:—
MACaulay 4272 and 3101






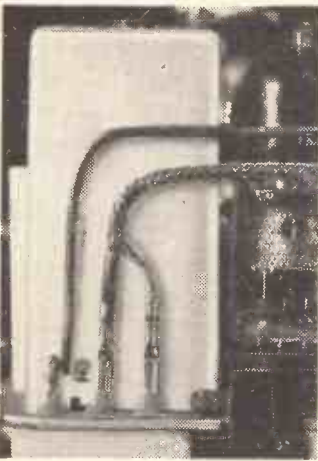
use

★ AMP

solderless wiring devices


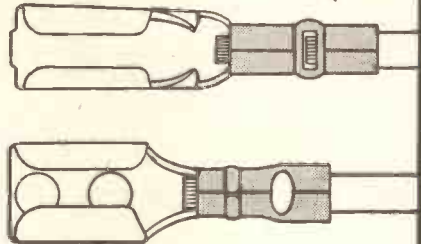


the means...



Taper Tab terminations used on co-axial cable

Edge-on connectors on printed circuit board



Sobell 17" portable T.V. plus V.H.F. radio receiver, employing devices illustrated above

... to the end

▲ QUICKER APPLICATION

▲ LOWER APPLIED COSTS

▲ RELIABLE PERFORMANCE

▲ HIGH ELECTRICAL AND MECHANICAL STABILITY



★ WRITE NOW ABOUT THE CREATIVE APPROACH TO BETTER WIRING AIRCRAFT-MARINE PRODUCTS (GT. BRITAIN) LTD.

London Office: Dept. 15, 60 Kingly Street, W.1. Telephone: REGent 2517-8 and 3681-2-3
Works: SCOTTISH INDUSTRIAL ESTATES, PORT GLASGOW, SCOTLAND

* Trade Mark of AMP incorporated, U.S.A.

AP-89

MUREX


**SINTERED PERMANENT
MAGNETS** are used in
*this new FORTIPHONE
Hearing Aid*

Maximum magnetic energy in a small area is essential to ensure the efficiency of this Hearing Aid Receiver, and Murex Sintered Permanent magnets are used to provide these conditions. Efficiency and stability are distinguishing features of these magnets.

MUREX LIMITED (Powder Metallurgy Division) RAINHAM · ESSEX
 Telephone: Rainham, Essex 3322. Telex 28632. Telegrams: Murex, Rainham-Dagenham Telex
 LONDON SALES OFFICE: CENTRAL HOUSE, UPPER WOBURN PLACE, W.C.1. Telephone: EUSton 8265

Safety

in modern times



B.27



The Radar sets and other electronic apparatus on which high speed aircraft rely for their safety, incorporate metal bellows in the form of shaft couplings. In this application, freedom from backlash and ability to accommodate both angular and lateral misalignment is required. Hydroflex Bellows are chosen because of their outstanding reliability. For further information, write to Dept. W.W.

HYDROFLEX
 seamless Metal Bellows



DRAYTON REGULATOR & INSTRUMENT CO. LTD., WEST DRAYTON, MIDDLESEX.

West Drayton 4012

*For the closest
approach to the
Original Sound*



QUAD

ACOUSTICAL MANUFACTURING CO. LTD. HUNTINGDON, HUNTS. Telephone: Huntingdon 361

Photography by Heal & Sons Ltd.

RCA 15 KW TELEGRAPH TRANSMITTER

Type ET-4750-X


Frequency range—2 to 22 megacycles.
Keying Speed—up to 250 words per minute.
Power Supply requirements—230 v. 3 phase
50/60 cycles.

Tube complement: Oscillator—807 (1), Doubler
(1st) Amplifier—807 (1), Intermediate Power (2nd)
Amplifier—813 (4), Power (3rd) Amplifier—889-R
(2), Plate Rectifier—872A (6), Auxiliary Rectifier—
872A (3), Bias Rectifier—872A (2), Keyer—807 (2).

	Length	Height	Depth
Enclosure	11ft.	7ft. 6ins.	4ft. 1in.
Rectifier Unit	4ft. 2ins.	5ft. 3ins.	3ft. 2ins.
Plate Transformer	2ft. 6½ins.	3ft. 6½ins.	1ft. 9½ins.

Weight (Nett)

Enclosure (including control, R.F. and Output panels)	3,000 lbs.
Rectifier Unit	1,675 lbs.
Plate Transformer 7,000 volts	1,250 lbs.



We have a full range of spares for this equipment.

P.C.A. RADIO


Offices and Works

BEAVOR LANE, HAMMERSMITH, LONDON, W.6

Telephone: RIV 8006/7

WEYRAD P.50 TRANSISTOR COILS AND I.F. TRANSFORMERS

FOR 2-WAVE PORTABLE WITH PRINTED CIRCUIT AND ROD AERIAL



P50/1AC M.W. OSCILLATOR COILS. For
176pF TUNING CONDENSER..... PRICE **5/4d.**

P50/2CC 1st and 2nd I.F. TRANSFORMER.
470 Kc/s OPERATION. "Q"=150 PRICE **5/7d.**

P50/3CC 3rd I.F. TRANSFORMER. 470 Kc/s
OPERATION. "Q"=170 PRICE **6/0d.**

RA2W L.W. and M.W. ROD AERIAL 6in. long,
flying-lead connections. For 208pF TUNING
CONDENSER PRICE **12/6d.**

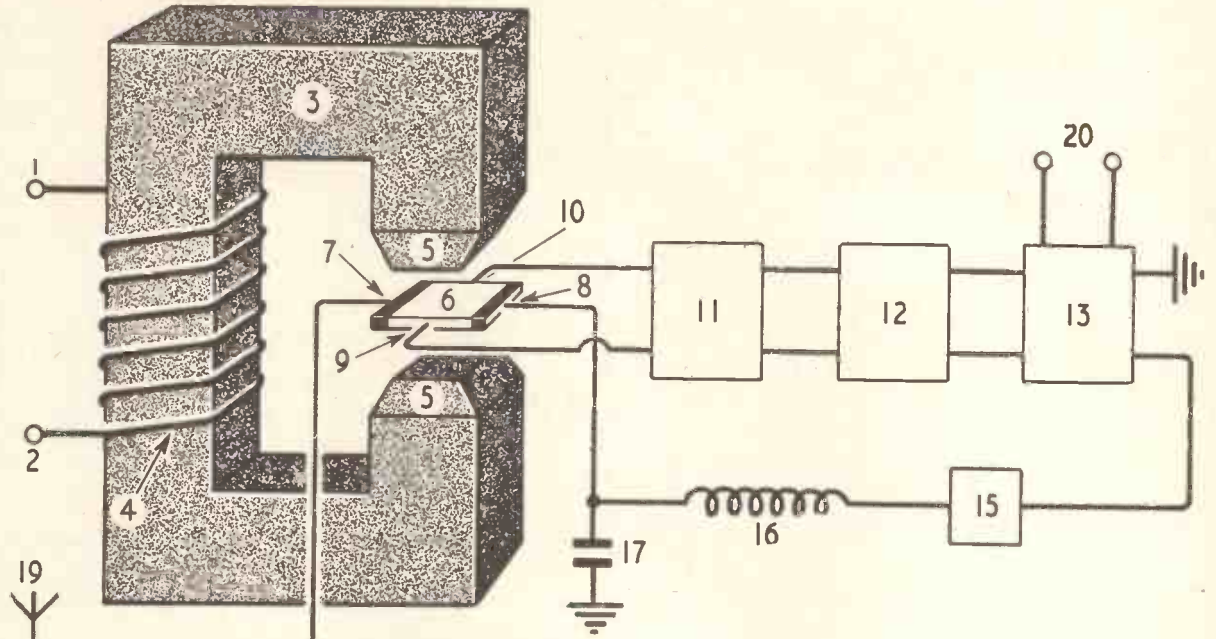
LFTDI DRIVER TRANSFORMER. Split Sec-
ondary Type, fully enclosed. With 6 connecting tags PRICE **17/6d.**

PCAI PRINTED CIRCUIT PANEL, 2¼ x 8½in. ready drilled with component positions and references
printed on rear PRICE **9/6d.**

BOOKLET OF DETAILED ASSEMBLY INSTRUCTIONS AND CIRCUIT DIAGRAMS FOR 6-TRANSISTOR
LONG AND MEDIUM WAVE SUPERHET PRICE **2/0d.**

ALL IN BULK PRODUCTION—TRADE ENQUIRIES INVITED

**WEYMOUTH RADIO MFG. CO. LTD., CRESCENT STREET,
WEYMOUTH, DORSET**



Hall effect in semiconductor compounds

In the January issue of *Electronic & Radio Engineer* there is an article describing how indium arsenide and indium antimonide Hall probes are used in wattmeters, oscillators, flux-density meters and mixer stages. A typical mixer stage, for use in a superheterodyne receiver, is shown in the block schematic diagram, and it has the advantage of being free from distortion.

Original articles by leading authorities are a prominent feature of ELECTRONIC & RADIO ENGINEER. Regular readership will keep you in constant touch with progress in the entire field of electronics, radio and television.

ARTICLES IN THE FEBRUARY ISSUE INCLUDE

Sampling of Signals

This article shows that a signal contained in a finite frequency band can only be sampled unambiguously at sampling frequencies lying within certain permitted bands. The Shannon-Hartley Law is modified so that it is applicable to all band-limited signals.

Surface Impedance

A method is given for measuring the surface impedance of conducting materials at very high frequencies, using a coaxial transmission line.

ALSO

The unique monthly Abstracts and References feature compiled by the Radio Research Organization of the Department of Scientific and Industrial Research.

ELECTRONIC & RADIO ENGINEER

POST THIS COUPON TODAY

TO: ILIFFE & SONS LTD., DORSET HOUSE, STAMFORD STREET, LONDON, S.E.1.

Please enter my name as a subscriber to:—
ELECTRONIC & RADIO ENGINEER for 12 months
commencing with the February issue. I enclose remittance
£2 9s. (U.S.A. and Canada \$7.50).

ORDERS CAN ALSO BE PLACED THROUGH ANY
NEWSAGENT.

NAME

ADDRESS

DATE

4 girls now do work of 5

New techniques demand new tools. Transistors, printed circuits, sub-miniature components can now be soldered more accurately, with much less effort, without risk of damage to adjacent components with the feather-weight pencil-thin Oryx. Available in seven models for continuous working up to 470°C. Widely used by instrument makers, electronic equipment makers throughout the world. It will pay you to give the Oryx an extended trial on your own production lines.

**For QUICKER...
BETTER Joints
at less cost!**



from
25/-
subject

EXCLUSIVE ORYX FEATURES

- ★ Low voltage (6-24 v.), absolutely safe, therefore ideal for female operatives.
- ★ Heats up in 35 seconds—cannot overheat during extended use
- ★ Uses renewable, interchangeable, corrosion-resistant bits
- ★ Patented heating element has no ceramic spacers or mica insulators
- ★ Ideal for battery-operated mobile service on cars, trucks, aircraft
- ★ Efficiency equal to mains-operated 80-watt iron at fraction of weight and size
- ★ Fully guaranteed against breakdown for twelve months

Write now for illustrated Folder and Price List.

ORYX

ORYX ELECTRICAL LABORATORIES LTD.,
DOMINION ROAD, WORTHING, SUSSEX

Tel: WORTHING 9895

Why save up for a test set?



-you can have one NOW

Don't be at a loss waiting for a test set until you have sufficient money saved to buy one. You can own one of the well-known M.I.P. Series 100 Multi-range test sets NOW. A deposit of 47/6 secures. Balance is payable over 6 or 12 months. Cash price £12/7/6.

Extended Terms

Deposit 47/6 and 6 monthly payments of £1/15/-

or

Deposit 47/6 and 12 monthly payments of 17/11.

21 SELF-CONTAINED RANGES

10-1000 d.c. volts
10-1000 a.c. volts
100 Microamps to 500 Milliamps d.c.

100 Microamps a.c.
0 to 1 Megohm
0 to 10,000 ohms

All voltage measurements a.c. and d.c. are at 10,000 ohms per volt.



MULTI-RANGE TEST SET - SERIES 100

To MEASURING INSTRUMENTS (PULLIN) LTD.
Electrin Works, Winchester Street, Acton, London, W.3.

Please send illustrated leaflet of the series 100 Test Set with details of new easy payment scheme

NAME

ADDRESS

..... L259

POST COUPON FOR DETAILS TODAY



The **EDDYSTONE 730/4** H.F. COMMUNICATIONS RECEIVER

The "730/4" receiver combines a first-class performance with robustness of construction. It is used extensively by the British Government and in professional communications systems throughout the World.

Your particular interest is directed to the following features which are important in a receiver designed for professional communications:—

- ★ Excellent all-round performance.
- ★ Ease of tuning; minimum of operator fatigue.
- ★ Excellent reliability under all conditions.
- ★ Peak performance maintained in arduous service with minimum attention.
- ★ CV valves used throughout.
- ★ Suitable for 24-hours-a-day operation.
- ★ Robustly constructed, the "730/4" stands up well to hard usage in all climates.
- ★ Easy to service—spares readily available.

PLEASE WRITE FOR COMPLETE SPECIFICATION



Manufactured by

STRATTON & CO. LTD. BIRMINGHAM 31

DISTRIBUTORS IN ALL PARTS OF THE WORLD

DOUBLE-ENDED STAINLESS STEEL VACUUM OVEN



- ★ Made throughout in polished stainless steel.
- ★ Single action door openings.
- ★ Rectangular with shelf spacings to suit.
- ★ Double ended controls.
- ★ Electrical interlocking of air inlet and isolation valves.
- ★ Outer cover hermetically sealed.
- ★ Temperature range 0°-300°C or equivalent F.
- ★ Temperature Control: Normal $\pm 7\frac{1}{2}^{\circ}\text{C}$. Special $\pm 1^{\circ}\text{C}$
- ★ Internal Spacing 7in. x 8in. x 18in. (Can be altered to special requirements).
- ★ Vacuum Range: To 10^{-4} .
- ★ Respective Vacuum Gauges incorporated
- ★ Automatic air inlet valve on Backing Pump.
- ★ Visual Indicators and fuses on all switches.
- ★ Flanged for fitting into Dry Box.

We design and manufacture Ovens to Customers' special requirements. Should you have any problems in this field our Technical Department is always willing to help you solve them. Vacuum Ovens with temperatures of up to 600°C are also manufactured by us on similar lines but with Sectional Heating and Water-Cooled Ends.



VACWELL ENGINEERING CO. LTD.


ABOVE OVEN : Ult. Vacuum Range : 10 Microns
Temperature Control : 2°C.

WILLOW LANE · MITCHAM · SURREY

PHONE: MITCham 8211
(3 lines)

The **RONETTE**

STEREOPHONIC PICK-UP CARTRIDGE "BINOFUID"
fitted with the NEW dual clip needle shaft system. Easiest replacement of sapphire needle.



Sole Distributors for Great Britain:

TRIANON ELECTRIC LTD.
95 COBOLD ROAD
LONDON, N.W.10
Tel: WILlesden 2116

Retail Price £2.10.0

P.T. 19/6d

Technical specifications
on demand

Hermetic Sealing

**STEATITE & PORCELAIN
NICKEL METALLISING**

Quality Approved (Joint Service R.C.S.C.)



WILL MEET THE MOST EXACTING REQUIREMENTS



**METALLISED
BUSHES**

Perfect Terminations

—made readily without special precautions by semi-skilled labour, employing simple hand soldering methods, R.F. Heating, Hot Plate, Tunnel Oven or similar mass production methods.



STANDARD RANGE

Shouldered, Tubular, Conical, Disc and multi seals are included, assembled with stems if preferred.

SEND FOR CATALOGUE No. 47

TECHNICAL SERVICE


Always available, do not hesitate to consult us. Samples for test will be supplied on request.

STEATITE & PORCELAIN PRODUCTS LTD.

STOURPORT ON SEVERN, WORCS.

Telephone: Stourport 2271

Telegrams: Steatoin, Stourport



AUTOMATIC COIL WINDING MACHINE


TYPE A1/1 (25/50 S.W.G.) TYPE A1/X (19/46 S.W.G.)

THESE MACHINES INCORPORATE THE FOLLOWING FEATURES:—
 Infinitely variable wire gauge adjustment with easily read scale calibrated in .001".
 Width of coil quickly adjusted within fine limits. Adjustable tailstock fitted with
 spring loaded live centre and quick release lever. Machines to stop automatically
 at a required number of turns can be supplied.

We will be pleased to send you an illustrated leaflet giving a full technical specification on request.


KOLECTRIC LTD

73 UXBRIDGE ROAD, EALING, LONDON, W.5 EALing 8322



MEETING EVERY INSTALLATION NEED

A complete range of equipment for
T/V RELAY and
COMMUNAL AERIAL SYSTEMS



WIDE BAND REPEATER Type 4 and Type 4M
 mounted in outdoor case—cover removed



WIDE BAND AMPLIFIERS

Mark III—40 to 220 mc/s (covering ALL Bands 1, 2 and 3) Gain 20 db \pm 2 db. 75 ohms in and out. Rack Mounting.

Mark IV—A cheaper version of the impeccable Mark III. Same performance, steel case.

Type 4—40 to 70 mc/s (Band I) Gain 33 db \pm 1 db. Wall Mounting. Indoor or Outdoor Cases. Line powering facilities. 75 ohms in and out. Extensively used for urban T/V relay systems.

ALSO

SOURCE CONVERTER UNITS to convert any T/V channel, Bands 1 and 3 to any Band I channel. With separate A.G.C. (40 db) on Sound and Vision.

MAST HEAD AMPLIFIERS. Mast Head Units only gain 9 db or with base unit giving total of 20 db gain.

SINGLE CHANNEL AMPLIFIERS AND REPEATERS. Gain up to 56 db with and without A.G.C.
 Any channel in Bands 1, 2, and 3.

AND

CO-AXIAL CABLE ACCESSORIES. Equalisers, Splitters, Combiners, Tappers, Load Units, etc. Outdoor or indoor types.

COMPREHENSIVE ILLUSTRATED LISTS ON REQUEST FROM

TELEFUSION ENGINEERING LTD.

ONE OF THE TELEFUSION GROUP OF COMPANIES

'TELENG' WORKS, CHURCH ROAD, HAROLD WOOD, ROMFORD, ESSEX.

Tel: Ingrebourne 42901



All round the world



**COMMUNICATIONS
RECEIVER Type C864**

All round the World this Airmec receiver is known and used for its remarkable performance at an extremely low cost.

- Superior Sensitivity**
- Superior Signal-to-Noise Ratio**
- Superior Second Channel Rejection**



Main tuning control showing a portion of the seven frequency scales, the coarse and fine logging scales and the movable cursor.

- Frequency coverage from 15—45 kc/s and 100 kc/s—30 Mc/s.
- Frequency setting accuracy better than 1kc/s.
- Film scale giving actual scale length of 4ft. on each frequency range.
- 90 : 1 slow motion drive with logging scale.

ADDITIONAL FEATURES

- Separate incremental tuning control for use with crystal calibrator.
- Double frequency changer circuit.
- Stabilised local oscillator H.T. voltages.
- Image rejection over 100 db.
- Exceptionally high sensitivity and signal/noise ratio.
- Variable selectivity.
- S meter incorporated.
- Very stable B.F.O.
- Muting facilities provided.
- Built-in loudspeaker.
- 2 watts output.
- Turret band switching.

SEND FOR LEAFLET 160A



RADIO AND ELECTRONICS


AIRMEC LIMITED HIGH WYCOMBE BUCKS
Telephone: High Wycombe 2060

HETERODYNE FREQUENCY METERS TYPE LM14

Designed and built to United States Navy specification, these Crystal Controlled instruments combine all the advantages of the well-known BC.221 Frequency Meter, plus many additional features which increase their usefulness.

- ★ Frequency range 125-20,000 kcs. in 2 bands.
- ★ Accuracy better than .02% in 125-2,000 kcs. band, and better than .01% in 2,000-20,000 kcs. band.
- ★ Voltage stabilisation circuit ensures accuracy not affected by power supply fluctuation.
- ★ Separate power switches allow standby filament operation without HT supply.
- ★ Modulation switch enables instrument to be used as a Signal Generator.
- ★ Has corrector for WWV.
- ★ Supplied with removable shock protection mounting.
- ★ Size only 8½ in. x 8 in. x 8½ in., weight 11½ lb.
- ★ Brand New and Unused.

Further details on application.



HARRIS ELECTRONICS (LONDON) LIMITED

138 Gray's Inn Road, London, W.C.1.

TAKE YOUR PICK

Our wide range of capacitors, incorporating all the latest developments, are described fully in these new leaflets . . .

SEND NOW for COPIES

DALY has succeeded in maintaining full capacity values and working voltages in more compact designs, specially suited to ultra modern equipment :—

- PHOTO-FLASH EQUIPMENT • DEAF AIDS
- PRIVATE TELEPHONE INSTALLATIONS
- AMPLIFIERS • D.C. TOWER UNITS
- TRANSISTOR EQUIPMENT
- MAGNETISATION EQUIPMENT
- TEST GEAR

DALY ELECTROLYTIC CAPACITORS

Condenser Specialists for over 20 years.

DALY (Condensers) LTD., WEST LODGE WORKS,
THE GREEN, EALING, LONDON, W.5. Phone: Ealing 3127-8-9. Cables: Dalcyon, London



What is High Top Response?

- Mastertape is made to carefully controlled formulas.
- Mastertape is anti-static and free from curl.
- Long Play Mastertape Polyester base is as strong as mild steel.
- Mastertape has extremely low background noise.


The wise owl knows all about high top response, for it means simply the ability to capture sounds of extremely high register, faithfully and accurately. Mastertape can both capture *and reproduce* every sound with the utmost clarity in a way that must be heard to be believed. High top response also means that Mastertape can record efficiently at lower speeds with maximum possible brilliance,

Mastertape

MAGNET C RECORDING TAPE BY
M.S.S. RECORDING CO. LTD., Coinbrook, Bucks.

Telephone: Coinbrook 2431 (8 lines)

Attractive, ideal tape storage. Stoutly bound book containers in red, black and gold, with transfer numerals, holding two 7 in. reels of tape. Price 7/6. Bookrack to hold six books, 17/6. Set of 6 books and rack 62/6.




SHOWROOM & STUDIO : 21 BLOOMSBURY ST., LONDON, W.C.1. Telephone: MUScum 1400

A new development in relays

SERIES 700

This is a new heavy duty industrial version of the well tried and proven P.O. type 3000 relay, renowned for its reliability, using the identical magnetic circuit as the type 3000 but offering up to **8 sets of contacts** of either makes, breaks or change-overs at 250v A.C. up to 15 amps.

All moving insulators are of P.T.F.E. Contact pressures have been increased in order to withstand severe shock and vibration conditions as encountered in many industrial applications. Coils wound from $\frac{1}{2}$ Ω to 100,000 Ω and slugged if required. Flash test 2,500 volts between contacts coil and frame. Various contact materials to specification—full tropical finish. A rugged relay designed for faultless operation and long life far in excess of its type 3000 predecessor. Prototypes within 24 hours. Quantity deliveries commencing 14-21 days. **NOW IN PRODUCTION.**



POST OFFICE TYPES

Manufacturers of P.O. types 3000 and 600 relays to specification. Approved by the Admiralty Post Office and U.K.A.E.A. All relays guaranteed made in our own works.

SIMMONDS

Manufacturers to H.M. Government Departments and leading Contractors

L. E. SIMMONDS LTD., 5 BYRON ROAD, HARROW, MIDDXX. TEL: HARROW 7797/9. TELEGRAMS: SIMRELAY HARROW

M. R. SUPPLIES, Ltd.

Universally recognised as suppliers of UP-TO-DATE MATERIAL which does the job properly. Instant delivery. Careful packing. Satisfaction assured. Brand new goods. Prices nett.

SYNCHRONOUS ELECTRIC CLOCK MOVEMENTS—again we are able to satisfy a great demand. 200/250 volts 50 cycles. The most compact, enduring and silent running unit yet produced—right up to date. Fitted with spindles for Hours, Minutes and Seconds hands. Central hole fixing, allowing up to $\frac{1}{16}$ in. thickness of dial. Diameter 2 $\frac{1}{2}$ in., depth behind dial only $\frac{1}{16}$ in. With dust cover. 29/6 (des. 1/6). Sets of three hands to fit, in good style, for 5/7 in. dia, 2/6 set, for 8/10 in. dial, 3/6 set.

MINIATURE AMMETERS, scaled 4-0-4 amps D.C.—charge and discharge. Dial $\frac{1}{16}$ in. diameter, round flush mount, many uses included model railways, 9/6 (des. 1/-). **SYNCHRONOUS TIMER MOTORS**, 200/250 v. 50 c., compact units 2 $\frac{1}{2}$ x 1 $\frac{1}{2}$ x $\frac{1}{2}$ in., with 1 in. shaft proj. Self starting, high torque, 6 r.p.m. Suitable also for display turntables, 57/6 (des. 1/6).

SYNCHRONOUS INDUCTION MOTORS (G.E.C.), 220 x 240 v. 50 c. 1,500 r.p.m. Body 4 x 3 $\frac{1}{2}$ in., with 1 in. shaft proj. With capacitor, 57/6 (des. 2/6).

AIR BLOWERS, fitted B.T.H. induction motor, 220/250 v. A.C. 2,800 r.p.m. Duty 150 CFM (free air), 50 CFM at 1 $\frac{1}{2}$ in. W.G. Overall length 8 in. Dia. inlet 3 $\frac{1}{2}$ in., outlet 2 in. Efficient, quiet running units, very limited supply, 24/15/- (des. 3/6).

AIR BLOWERS (Ford), 6 volt operation. Made for Ford van heaters. Overall length 6 in. with 8 in. mounting bracket (removable). Blower details as above, in moisture-proof pack, with lengths of trunking, 29/6 (des. 3/8). Remarkable bargain.

HIGH DUTY AIR CONDITIONING FANS (Woods, G.E.C.). The highly efficient Aerofoil Two-stage Fans, each fitted with two capacitor induction motors, 220/250 v. 50 c. 1 pb., and two 2 $\frac{1}{2}$ in. dia. 7-bladed impellers, 2,500 r.p.m. The whole unit contained in cylindrical housing 28 in. long by 15 in. dia. Duty 1,100 C.F.M. (free air), 400 C.F.M. at 3 in. W.G. Two or more units can be banked for higher pressures. These remarkable units are listed at approx. £75 each. We have secured a very limited supply, electrically and mechanically perfect, new, which we are selling at £25 each (des. U.K. 20/- each).

MINIATURE SERIES WOUND MOTORS, 200/250 v. A.C./D.C. Approx. 1/75th H.P. at 3,000 r.p.m. Size approx. 3 in. by 2 in. and ideal for projector cooling fans, stirrers, etc. Open type, fitted suppressor. 25/- (des. 1/9).

MAINS RELAYS (Magnetic Devices), 230 v. A.C. coil, with 2-pole change-over 4 amp. switching. Brand new, compact units, approx. 2 $\frac{1}{2}$ in. by 1 $\frac{1}{2}$ in. by 1 in. Limited supply at 22/6 each (des. 1/-).

OPERATION COUNTERS (mechanical). Brand new units, with continuous rotary action, counting up to 6,000. One rev. per digit, with 1/10th indicator, will also count motor speeds. Counting forwards and backwards—suitable for tape recorder and film work. Size 3 $\frac{1}{2}$ in. x 1 $\frac{1}{2}$ in. square. Very limited quantity, 38/6 (despatch 1/6).

EXTRACTOR FANS. Very well made units at much lower than normal price. 200/250 v. A.C. induction motor, silent running, no interference. With mounting frame and back grille, ready for easy installation. With 8 in. impeller, 200 cu. ft./min., 25/5/-; 10 in. impeller, 240 cu. ft./min., 25/12/6. Also new minor model with 6 in. impeller, 75 cu. ft./min., 24/12/6 (despatch of any one 3/-).

We invite enquiries for Electric Pumps, B.P.L. Measuring Instruments, Variable Transformers—immediate delivery.

M. R. SUPPLIES, Ltd., 68 New Oxford Street, London, W.C.1
(Telephone MUSEum 2958)

WALMORE ELECTRONICS LIMITED

PHOENIX HOUSE, 19/23 OXFORD STREET
LONDON, W.1

Telephone: GERrard 0522 Cables: Valvexpor
For immediate response Telex London 8752

EXPORTERS OF RADIO, TELEVISION AND
INDUSTRIAL TUBES, HAVE PLEASURE IN
INTRODUCING THEIR BRAND



AND INVITE ENQUIRIES FROM BUYING
AND CONFIRMING HOUSES EXCLUSIVELY
FOR EXPORT

SUPPLIERS OF RADIO COMPONENTS
ELECTROLYTICS, AND CATHODE RAY
TUBES

THE *Heathkit* IN THE WORLD
LARGEST-SELLING ELECTRONIC KIT-SETS




Model O-12U

**5" LABORATORY
OSCILLOSCOPE**

£34 - 15 - 0

delivered free U.K.



Model V-7A

**THE WORLD'S
MOST POPULAR
VALVE VOLTMETER**


£15 - 14 - 0

complete with leads and battery. Delivered free U.K.

**HI-FI
STEREO AMPLIFIER** ➔

£25 - 5 - 6

delivered
free U.K.



Model
S-88

EMBODIES ALL LATEST FEATURES



Model UXR-1

TRANSISTOR PORTABLE

£17 - 17 - 0

incl. £5/11/- P.T. Delivery free U.K.

In elegant solid leather case with tasteful gold relief.
4-6 hours easy assembly and you have set in top flight of 25-30 guinea class.

★ STOP PRESS

THE DX-40 TRANSMITTER

Will also be available in February

£29 - 10 - 0 Delivered free U.K.

**HI-FI
SPEAKER
SYSTEM**

£9 - 16 - 0

Inc. P.T.
plus 13/- carriage.



LEGS OPTIONAL
EXTRA

Model SS-1

EASY TERMS AVAILABLE


We will gladly send you details of these and other models as available.

DAYSTROM LTD.

301 SOUTHGATE ST., GLOUCESTER—ENGLAND

A member of the Daystrom Group

The COMPONENTS of E.M.G. reproducers available for separate sale



DA 24 MAIN AMPLIFIER
16 watts undistorted output
Damping factor infinite. Price £29.0.0.

DCU 2 CONTROL UNIT
Volume and Bass & Treble balance controls
Inputs. Radio, Tape or Mic. and Gram. Two L-P
compensations, and one "78". Filter with 3
frequencies and variable slope. Price £16.0.0.



DA 20 MAIN AMPLIFIER
10 watts undistorted output
Damping factor infinite. Price £16.10.0.

DCU 3 CONTROL UNIT
Similar to DCU 2, but without Filter.
Price £12.10.0.

DCU 3 S. STEREO CONTROL UNIT
Similar to DCU 3, with all controls and selector
switch ganged. Tape-in and Tape-out duplicated.
Channel-balance control provided.
Price £21.0.0.



DFM 1 VHF FM TUNER
Original and very powerful A.F.C. circuit
Detector distortionless up to 75 K.c.s. deviation
(100% mod.). High sensitivity for fringe areas.
Price £26.2.0. Tax included.

E · M · G

**HANDMADE
GRAMOPHONES
LIMITED**

6 NEWMAN STREET · LONDON W.1. Tel: MUSeum 9971

All good 'Labs' use RadioSpares

quality components
for design
development and
prototype work




Service Engineers!

Remember- Radiospares components are
delivered absolutely "by return"

Your
voice
cuts
through

with the new
» **Stornophone 33** «
mobile
FM/VHF radiotelephone



Exceeds the American EIA (RETMA) specifications.

"Stornophone 33" offers full 6/12
volts convertibility, extremely low
power consumption, 15 watt RF
output, transistorised AF-circuits,
and 6 crystal-controlled channels.
The equipment is housed in a
splash- and dust-proof steel box
of small dimensions.

Storno VHF sets are in daily
operation in many countries from
Northern Greenland in the Arctic
to South Africa and South America
in the tropics. Everywhere Storno
sets are known for their perfect
and reliable performance. Storno
is represented in 30 countries all
over the world.
Kindly apply for further information



Storno

Manufacturers of Radio
Communication Equipment
Div. of the Great Northern
Telegraph Co. Ltd.

(Established 1869)

**VED AMAGERBANE 21-23
COPENHAGEN 3
DENMARK**



IS
YOUR
INTELLIGENCE
UP-TO-DATE?

However well-informed you are about cathode ray tubes and devices, you'll find either or both of these publications invaluable. The first, 'Cathode Ray Tubes for Industry'— a handy source of reference to have about—deals broadly but fairly comprehensively with the wide range of tubes available. The second, 'Cathode Ray Devices' contains information on specialized types of CRT devices, among them, tubes for computers, very high speed oscilloscopes and TV monoscope tubes. If you would like copies, please write (or complete the coupon below), and we'll keep you posted.



'Cathode Ray Tubes for Industry'
'Cathode Ray Devices'



Post in unsealed envelope (2d stamp)
 TO: THE M-O VALVE CO. LTD., BROOK GREEN, HAMMERSMITH, LONDON W.6.
 Please put me on your mailing list for these and future publications.

NAME


FIRM

ADDRESS

.....

The M-O Valve Co Ltd
 Brook Green, Hammersmith, London, W.6

a subsidiary of the General Electric Company Limited



McMURDO

P. T. F. C. E.
VALVE HOLDERS

B7G AND B9A

- * LOW LOSS—GRADE 1.
 - * FULLY TROPICALISED—CLASS H 1.
 - * SILVER PLATED PHOSPHOR-BRONZE CONTACTS.
- P.T.F.C.E. MOULDINGS HAVE SIMILAR PROPERTIES TO P.T.F.E. BUT THEY ARE LESS COSTLY TO PRODUCE.
- FULL INTER-SERVICE TYPE APPROVAL TO Z.560092 - Z.560094 - Z.560095 - Z.560134

Send for full technical details to:—


McMURDO INSTRUMENT CO. LTD., VICTORIA WORKS, ASHTEAD, SURREY

Telephone: ASHTEAD 3401
MVH. 14



● Illustrated above is a Type SJ Crystal Unit from a range covering 3-20 mc/s and on the right is a Type SM Crystal Unit from a range covering 3-20 mc/s.

BROOKES *Crystals* for DEPENDABLE frequency control



All Brookes Crystals are made to exacting standards and close tolerances. They are available with a variety of bases and in a wide range of frequencies. There is a Brookes Crystal to suit your purpose—let us have your enquiry now.



Brookes Crystals Ltd
Suppliers to Ministry of Supply, Home Office, B.B.C., etc.
LASSELL STREET, GREENWICH, S.E.10.
Phone: Greenwich 1828/4482.
Grams: Xtals, Green, London. Cables: Xtals, London.

LOUDSPEAKERS

5th EDITION by G. A. BRIGGS
OCTOBER 1958 assisted by
R. E. Cooke, B.Sc. (Eng.)

PRICE 19/6 (20/9 post free)

Letter from Chicago

I found the 5th Edition of Loudspeakers so interesting I could not put it down, and read it cover to cover on the day I received it. I especially enjoyed chapter one and the details of your early trials in manufacturing.

All the material is very interesting: the style is clear and appealing, and the book is short.

On the other hand, one reading does not extract all the information contained in it. I find that I refer to your books again and again; they often contain a clearer treatment on acoustical problems than can be found in the standard reference texts.

17th November, 1958 R.F.F.

Wharfedale
WIRELESS WORKS LTD
IDLE BRADFORD YORKS

Tele: Idle 1235/6
Grams: 'Wharfedel'
Idle Bradford

If you have a problem that can be solved
by using digital techniques—then

Venner packaged circuits can help.

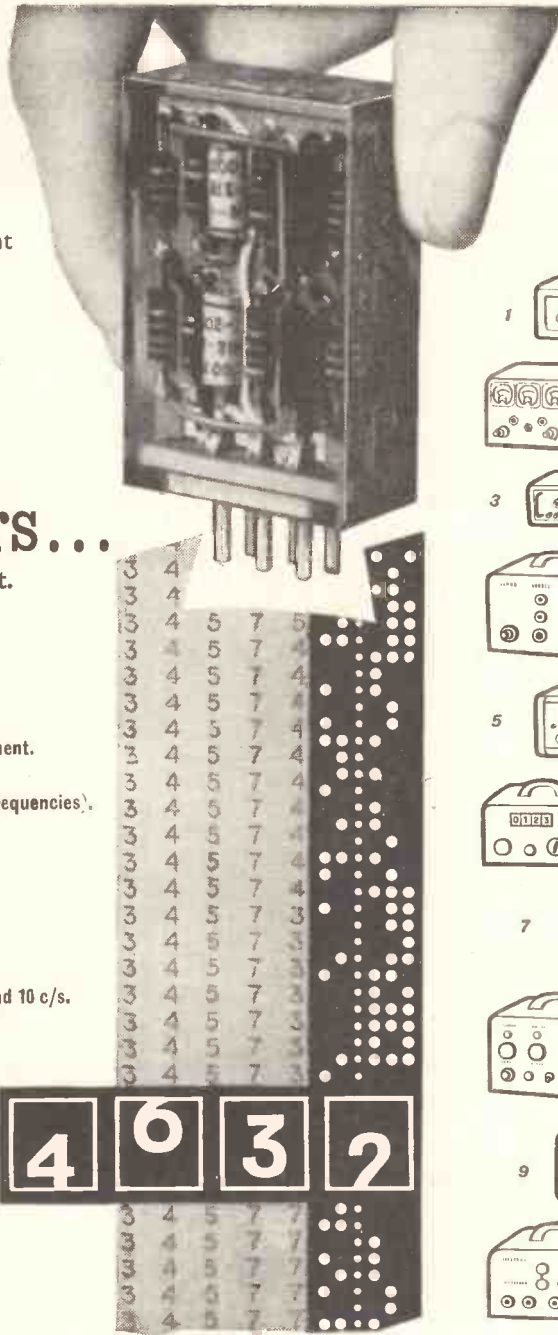
Their versatility can solve your development
or test set problems, because either

you or we can build the equipment
from fully developed circuit elements.

All the answers...

on punched tape, in 1" figures or in print.


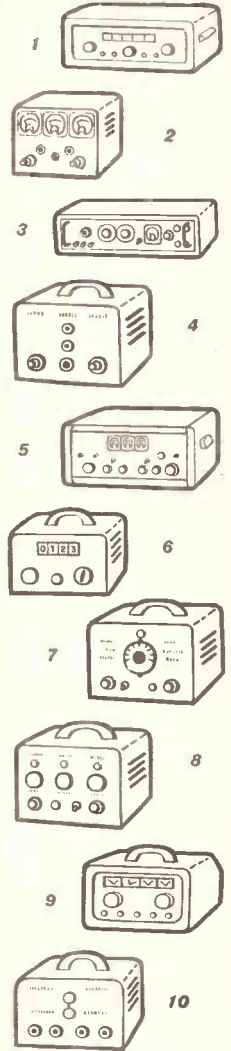
Some examples of 'specials' built from Venner
plug-in stages are illustrated on the right.



- 1 In-line readout frequency and time measuring equipment.
- 2 3 digit counter.
- 3 Frequency source for octave filter testing (12 output frequencies).
- 4 Dual channel tuned amplifier.
- 5 Speedmeter with tape readout.
- 6 In-line readout tachometer.
- 7 Solenoid valve timer.
- 8 3 digit batching counter.
- 9 Special purpose time measuring set.
- 10 Frequency source providing 10 kc/s, 1 kc/s, 100 c/s, and 10 c/s.
- 11 Reaction time indicator.

As a general rule we can give you delivery in
6 to 8 weeks of special items built in this way.
Alternatively, if you "do-it-yourself", we will
give advice and provide the majority of plug-in
stages within 7/10 days of receiving your order.

If you are not familiar with our circuit blocks, please
send for leaflet WW/104.




Electronics

VENNER ELECTRONICS LIMITED
Kingston By-Pass, New Malden, Surrey
Telephone: MALden 2442
A member of the Venner Group of Companies.



11



Breaks through the
PRICE BARRIER!



with
the sensational

Belle
26 GNS

THE NEW SOUND 'BELLE' is the lowest cost quality tape recorder in the world. Full frequency response and top class musical reproduction for only 26 gns!

The 'Belle' has push button operation, over 1 hour's playing time, twin track recording, fast rewind, magic eye recording level indicator, 3 watts output, built in speaker.

Smart and compact, the Sound 'Belle' is complete with tape, take-up spool, microphone, extension lead for recording from radio or gramophone, detachable mains lead, etc.

the tape recorder you can afford

OTHER MODELS :

'Sound' 444—a high performance light-weight 3-speed recorder with newest high fidelity transcriber deck: 3 hours playing time. Complete in two-tone carrying case with crystal desk microphone and spool of tape, 45 gns.

'Sound' 555—the supreme recording instrument with a luxury specification—but a moderate price. Has three loud-speaker system. Dynamic microphone, 4 watts output. Complete with 1,800 ft. long playing tape, Stethoscope for monitoring and personal listening for only 65 gns.

TAPE RECORDERS (ELECTRONICS) LTD.

784-788 HIGH ROAD, TOTTENHAM, N.17

TRANSFORMERS

for every requirement



Electronics
Transmitters
Radar
Test
equipment
M.V. discharge
tubes
R.F. heating
L.V. heating

Range 1 volt—35 K.V. 1 M/A.—1,000 amps
STANDARD OR TROPICAL FINISH

We are on Admiralty and Ministry
of Supply lists and A.I.D. approved

Enquiries to:

STEWART TRANSFORMERS Ltd.

75 KILBURN LANE, LONDON, W.10 · LADbroke 2296 7

EXECUTIVES REQUIRE
CRISP, CONCISE
REPORTS—DICTATE
THOSE DETAILS IN
YOUR CAR!
VALRADIO DC/AC
CONVERTERS
MAKE DICTATING
MACHINES AND
TAPE RECORDERS
MOBILE



For use too with Record
Changers, Radiograms,
Electric Gramophones, Television
Receivers, and T.V. from country
house lighting plants. (Prices accord-
ing to instrument.)

INPUTS . ENTREES . ENTRADAS
6, 12, 24, 32, 50, 110 or 200/250 v.
OUTPUTS . SORTIES . SALIDAS
110 v. or 230 v. AC, 50 or 60 c/s, 30 to 300 w

Prices DC/AC Converters:

From £13/18/—for Small Motors.

From £12/15/—for Radiograms (including 3-speed Types).

Units complete and ready for use. **VALRADIO**. Write for
des ribti e folder, WW/C. ACC'PTED AS THE STANDARD by RADIO
MANUFACTURERS, the Trade and the Aircraft Industry.

Les rapports destinés aux chefs de service doivent être rédigés d'une
façon bien concise—ditez les donc dans votre voiture!
Les convertisseurs C.C./C.A. "VALRADIO" permettent la mobilité aux
machines à dicter et aux enregistreurs sur bandes.
Ils peuvent également être utilisés pour changeurs de disques, appareils
combinés, électrophones, téléviseurs etc., partant d'installations d'élec-
tricité particulières.

Las relaciones destinadas a los jefes tienen que redactarse de modo muy
conciso—dícenlas en el coche!
Los inversores C.C./C.A. "VALRADIO" les prestan movilidad a las
máquinas de dictar y a los grabadores de cinta.
También pueden utilizarse para cambiadores de discos radio-combinados,
gramófonos eléctricos aparatos de televisión, etc., aprovechando las in-
stalaciones eléctricas privadas.

Specialists in converters since 1937. **VALRADIO LIMITED**,
BROWELLS LANE · FELTHAM · MIDDX. Phone: Feltham 4242/4837
OVERSEAS ENQUIRIES TO:— DEMANDES D'OUTRE-MER A:—
TODA INFORMACION DE EXPORTACION HA DE PELIRSE A:—
E.M.I. SUPPLIES LTD. · HAYES, · MIDDLESEX, · ENGLAND

Electronic Micrometer

100—45,000 micro-inches



- **1% Accuracy**
- **Non-contacting Probes**
- **Exceptional Discrimination**
- **Extreme Simplicity of Operation**

This is a new instrument intended for a variety of displacement measurements. Discrimination, which is inversely proportional to the distance measured, is 1 part in 1,000 at 1,000 micro-inches. Measurement is by means of an a.c. bridge operating in conjunction with a non-contacting probe. A three-terminal arrangement enables the capacitance of the probe cable to be balanced out in the bridge circuit and therefore measurements can be made on objects situated up to 75 ft. from the main instrument.

Because no physical contact is necessary, accurate determinations of temperature coefficient, moduli of elasticity, rigidity and bulk, Poisson's ratio and dilation are possible on fragile samples. The equipment is particularly suited to measurements on rotating objects and for monitoring distance with reference to a predetermined value.

Price : £200 complete with two Probes

Other instruments in the Wayne Kerr range include:-

A.F., R.F., V.H.F. BRIDGES, A.F., V.H.F. SIGNAL SOURCES,
A.F. WAVEFORM ANALYSER, VIBRATION METER,
CENTIMETRIC EQUIPMENT

For further details write or telephone



WAYNE KERR

*Treco
Scope*

**LOW PRICE *
HIGH PERFORMANCE
VERSATILITY**



The TRECOSCOPE, designed around a most modern 3-inch cathode ray tube and new type valves, meets all the requirements for a high performance and versatile general purpose oscilloscope. Its overall size is 7in. x 8½in. x 11in. and the specification, too comprehensive to be fully given here, is contained in our illustrated brochure, a copy of which will gladly be sent on receipt of S.A.E.

*** NOT A SINGLE ITEM OF GOVT. SURPLUS STOCK IS USED IN THIS INSTRUMENT**

CONTROLS: Brilliance, focus, X-shift, Y shift, coarse time base, fine time base, synchronisation, Y amplitude, X amplitude, Y input selector switch.

FACILITIES: Y plates via (1) high gain amplifier (2) low gain amplifier (3) direct over isolating condenser (4) direct over attenuator. Time base covers 5~ to 150 kc/s. Provision for internal or external sync. X amplifier for external sweep input. 50~ calibrating voltage. Brightness modulation. Fly-back suppression

Price £17.17.0 or **£2.2.0 down and 12 monthly payments of £1.9.7.**
Guaranteed for 12 months Postage and packing 6/-


Export Enquiries
Welcomed.

THE RANGE ELECTRONICS COMPANY
CORMORANT WORKS, LETT ROAD, LONDON, E.15

Telephone: MARYland 5266

FREQUENCY METERS

SIZES: 2½" to 8"
UP TO 5000 CYCLES
PROMPT DELIVERY



also the new SYNCHROSCOPE and Phase SEQUENCE METER both up to 5Kc. and full range of Switchboard instruments

Ask for illustrated Catalogue

THE ELECTRICAL INSTRUMENT CO. (Hillington) LTD.

HILLINGTON GLASGOW

London stockists, H. A. Patterson & Ptnrs., Ltd., Oxford House, 23 West Wycombe Rd., High Wycombe. Telephone: High Wycombe 2769

**MOTEK
TAPE DECK**

makes a better Recorder



Motek is the core of many recording machines. Manufacturers build-in Motek—and then out of sight and mind—which is as it should be, for built-in Motek has built-up immense confidence from manufacturers and customers alike. And no wonder, with these five star features: Push Button Operation, Counter, Safety Erase Button, Pause Control, Three Speeds.

List 21 gns.

Details on request.

Patents Pending.

MODERN TECHNIQUES

Wedmore Street, London, N.19

Tel.: ARCHway 3114

DHB/6853

LINEAR

For **HIGH SENSITIVITY!**
HIGHEST FIDELITY!
MAXIMUM RELIABILITY!
REASONABLE COST!

THE 'CONCHORD'

**A HIGH FIDELITY 30 WATT
 AMPLIFIER INCORPORATING
 PRE-AMPLIFIER AND TONE CONTROLS**

**EMPLOYING THE LATEST MULLARD EL34 OUTPUT VALVES
 IN ULTRA LINEAR OPERATION AND HIGH GRADE
 SECTIONALIZED OUTPUT TRANSFORMER**

Size approx. 13 x 8½ x 7in. Stoved gold hammered finish. Weight 14lb. For operation on 200-250 v. 50 c.p.s. A.C. mains. Or other voltages to order. A chrome-handled cover is available at 25/-.

15 Retail Price **GNS.**



The Following Outstanding Test Figures include Pre-amplifier and Tone Control Stages

FREQUENCY RESPONSE.
 (Exc. Rumble Filter). ± 1 d.b. 20-20,000 c.p.s.

RUMBLE FILTER.
 12 d.b. per octave below 50 c.p.s.

BASS CONTROL.
 Continuously variable + 12 d.b. to -12 d.b. at 50 c.p.s.

TREBLE CONTROL.
 Continuously variable + 12 d.b. to -6 d.b. at 12,000 c.p.s.

HUM LEVEL.
 Referred to full output -73 d.b.

MAXIMUM POWER OUTPUT.
 In excess of 33 watts.

MAINS POWER CONSUMPTION.
 110 watts.

STABILITY.
 Entirely stable with capacity of .08 mfd. in parallel with loudspeaker load.

EFFECTIVE OUTPUT IMPEDANCE.
 0.9 ohms across 15 ohm terminals.

INPUT IMPEDANCE.
 Both inputs 500k plus 10 pfd.

NEGATIVE FEEDBACK.
 Total 28 d.b.

SENSITIVITY.
 Input (1) 20 millivolts for rated output.
 Input (2) 200 millivolts for rated output.

HARMONIC DISTORTION.
 0.05 ± at 10 watts. 0.1 ± at 20 watts.

OUTPUT SOCKETS.
 Provide matchings for 3 ohm and 15 ohm loudspeakers.

EXTERNAL POWER SUPPLY.
 300 v. 30 m/a. 6.3 v. 1.5 a. for radio tuner valves.

B.V.A. EF86, EF86, ECC83, EL34, EL34, GZ34.

Due to use of Mullard EF86 valves microphony is virtually nil.
 As in our extremely successful 'Diatonic' two individually controlled inputs provide mixing facilities for microphone and gram., etc., etc.

The 'DIATONIC' HIGH FIDELITY 10-14 WATT ULTRA LINEAR AMPLIFIER WITH INTEGRAL PRE-AMP AND TONE CONTROLS



H.T. and L.T. Supply Point is included for a radio tuner

ALL TEST FIGURES INCLUDE PRE-AMP
FREQUENCY RESPONSE
 ± 2 d.b. 30-20,000 c.p.s.

MAXIMUM POWER OUTPUT. In excess of 14 watts.

RATED OUTPUT 10 WATTS.

SENSITIVITY.
 Vol. (1) 22 millivolts for rated output. Vol. (2) 220 millivolts for rated output.

TREBLE LIFT CONTROL. Continuously variable +6 d.b. to -13 d.b. at 12,000 c.p.s.

BASS CONTROL. Continuously variable +13 d.b. to -18 d.b. at 50 c.p.s.

HARMONIC DISTORTION. 0.19% measured at 6 watts.

HUM LEVEL. Referred to maximum output -60 d.b.

NEGATIVE FEEDBACK. Total 32 d.b.

Size only 9-7-6½in. Weight 12½lb. Power consumption 120 watts. Outputs for 3 and 15 ohm loudspeaker.

12 Retail Price **GNS.**
 For A.C. mains 200-250 v. 50 c.p.s. Or other voltages to order. Chassis finish stoved hammered gold, or grey blue. Attractive cover with chromium carrying handles now available at 17/6.

Full advantage has been taken of the latest component miniaturization developments to reduce unit size to a minimum. Two high impedance input sockets are provided by microphone and gram., etc. Each input has its associated vol. control. B.V.A. valves are employed, ECC83, ECC83, EL84, EL84, EZ81.

ALSO AVAILABLE :

The L45. A compact High Quality 4-5 watt amplifier.

Size approx. 7-5-5½in. high. Sensitivity is 28 millivolts so that the input socket can be used for either microphone or gram., tape, radio tuner, etc. B.V.A. valves used are ECC83, EL84, EZ90. Controls are: Vol., Treble and Bass with mains switch. The Tone controls provide full compensation for long playing records. Output matching for 3 ohm loudspeaker. Retail price £5/19/6.

THE LT45 TAPE DECK AMPLIFIER. A complete unit (power pack and oscillator incorporated) ready for connection to A.C. mains. 3 ohm loudspeaker and practically any make of deck. Negative feedback equalization adjustment by multi-position switch for 3½, 7½ and 15in. per sec. Retail price 12 gns.

THE LG3 GRAM AMPLIFIER. Overall size 6½ x 4½ x 2½in. Controls: Vol. and Tone (with mains switch). Output for 2-3 ohm loudspeaker. All above for 200-250 v. 50 c.p.s. A.C. mains. Retail price 55/9.

L50 50 WATT AMPLIFIER. Size approx. 13 x 9 x 7in. Sensitivity 25 m.v. Outputs for 3 and 15 ohm speakers. Retail price 19 gns.

L10 10-12 WATT HIGH FIDELITY AMPLIFIER with separate pre-amplifier. Retail price 15 gns.

L3/3 STEREOPHONIC AMPLIFIER. Sensitivity 150 m.v. Output 3 watts on each channel. Retail 7 gns.

L5/5 STEREOPHONIC AMPLIFIER. Sensitivity 10 m.v. Output 5 watts on each channel. Retail price 11 gns.

Send S.A.E. for Leaflets. **TRADE AND EXPORT ENQUIRIES TO—**

LINEAR PRODUCTS LTD. ELECTRON WORKS, ARMLEY, LEEDS

Tel.: Leeds 630-126 (3 lines)



EYELETTING and light PUNCHING MACHINES

AUTOPHOENIX No: 6A. A new and improved air-operated machine for the automatic insertion and closing of eyelets. The deep throat, high vertical gap and projecting base make this an ideal machine for the eyeletting of components in radio chassis even in the closest corners and, of course, for splinnings, cylinders and plastic mouldings. It can be supplied with built-in air compressor.

We manufacture a large range of hand and automatic Eyeletting and Piercing Machines and also stock eyelets which we can supply in small or large quantities. For illustrated brochure of the "Phoenix" machines, write for leaflet W.W.2.

HUNTON LTD.

PHOENIX WORKS, 114-116 EUSTON ROAD,
LONDON, N.W.1

Tel.: EUSTon 1477 (3 lines) Grams.: Untonexh, London



Chapman



Elegance and simplicity of styling coupled with outstanding performance are the keynotes of the Tranquillo 105 amplifier.

- ★ 10 watts UL push-pull output.
- ★ High input sensitivities.
- ★ Very low distortion at all levels.
- ★ Spare power for tuner.
- ★ Loudness control for low level listening.
- ★ Wide range tone and filter controls.
- ★ Elegantly finished in black and gold.
- ★ For shelf mounting or cabinet mounting.

The Tranquillo amplifier is £29/18/- complete. The FM91 Tuner with a similar presentation is available at £24/10/-.

Full specification from your hi-fi dealer or

C. T. CHAPMAN (Reproducers) LTD.
HIGH WYCOMBE, BUCKS.
Telephone: High Wycombe 2474



Andec
LIMITED

**ELECTRONIC ENGINEERS
& TRANSFORMER SPECIALISTS**



TRANSFORMERS

Up to 50 K.V.A.

F.H.P. MOTORS ELECTRONICS

*Your enquiries are invited and
we shall be pleased to supply you
with a complete catalogue.*

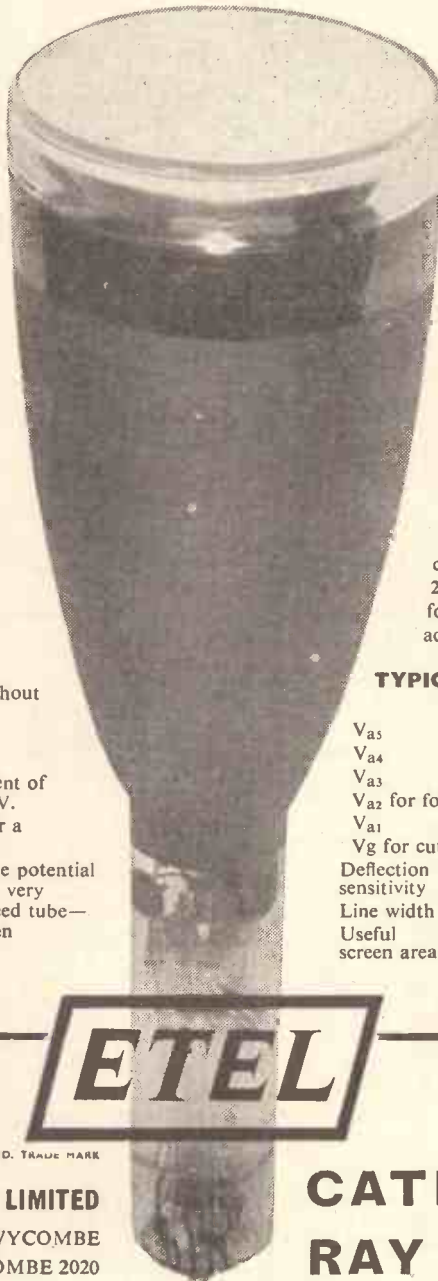
ANDEC LIMITED

A.I.D., A.R.B. approved
BENNET ROAD · READING · ENGLAND
Tel. 82401/2

EXTRA HIGH SENSITIVITY instrument tube 5CLP1

THE FIVE-INCH instrument tube 5CLP1 has a deflection sensitivity of 1.7V/cm with a useful Y scan of 6 cm. A special system of shielding the post-deflection field from the deflection plates in this tube allows p.d.a. ratios as high as 15 to 1 to be used without pattern distortion. The extraordinary deflection sensitivity achieved with such high p.d.a. ratios profoundly affects oscillograph design. Bandwidths can be increased, amplifiers simplified and power supply requirements reduced. Write to the address below for full details of 'Etel' Instrument Tube type 5CLP1.

- * P.d.a. ratios of 15 : 1 possible without pattern distortion.
- * Sensitivity 1.7V/cm with useful Y scan of 6 cm.
- * Sensitivity substantially independent of final p.d.a. voltages from 10 to 15 kV.
- * High resolution—only 200 mV for a deflection of one spot-width.
- * Versatility—by simply altering one potential the 5CLP1 may be converted from a very sensitive tube to a higher writing speed tube—pulses may be first examined and then a single shot photograph taken.



ABRIDGED DATA

This is tentative. Final data is being prepared.
5-inch flat faced precision oscillograph tube 5CLP1.

CAPACITANCES

- X₁ to X₂ ... 2.5 pF
- Y₁ to Y₂ ... 2.0 pF
- One X plate to all other electrodes
less other X plate 4.0 pF
- One Y plate to all other electrodes
less other Y plate 2.0 pF

COMPARE CONDITIONS SHOWN IN DATA

- 1 and 2
to see how deflection sensitivity is maintained over range of V_{a4} and V_{a5}.
- 1 and 2 with 3
for an illustration of a slightly lower sensitivity condition giving higher brightness.
- 2 and 4
for the reduction required in V_{a4} potential to achieve higher writing speeds.

TYPICAL OPERATING CONDITIONS

	1.	2.	3.	4.
V _{a5}	10kV	15kV	15kV	15kV
V _{a4}	10kV	15kV	15kV	3kV
V _{a3}	1kV	1kV	1.5kV	1kV
V _{a2} for focus	250V	250V	375V	250V
V _{a1}	1kV	1kV	1.5kV	1kV
V _g for cut-off	-60V	-60V	-90V	-60V
Deflection sensitivity { y	1.7V/cm	1.7V/cm	2.5V/cm	2.5V/cm
{ x	7V/cm	7V/cm	11V/cm	11V/cm
Line width	1mm	1mm	<1mm	<1mm
Useful screen area { y	6cm	6cm	6cm	4cm
{ x	10cm	10cm	10cm	6.6cm



REGD. TRADE MARK

ELECTRONIC TUBES LIMITED

KINGSMEAD WORKS · HIGH WYCOMBE
BUCKS · TEL: HIGH WYCOMBE 2020

CATHODE RAY TUBES



McMURDO

Potted Pakonecators

18 WAY

- ★ No cover and cable clamp worries. We connect your cable to plug or socket and pot the assembly in polythene.
- ★ 18 connections in less than 1 inch diameter.
- ★ Standard B9A valveholder mounting.
- ★ Nylon loaded P.F. mouldings.
- ★ Cadmium plated or gold plated pins and contacts.

Send for full details to:—

THE McMURDO INSTRUMENT CO. LTD., ASHTEAD, SURREY, TeL: ASHTEAD 3401
MPC19



The FANE 12" H.D. LOUDSPEAKER UNIT

TECHNICAL SPECIFICATION

Diameter over lugs	12½in.
Overall depth	6½in.
Power handling	20 watts R.M.S.
Voice coil diameter	2in.
Flux density	12,000 gauss
Total flux	160,000 lines
Main resonance	30/35 c.p.s.
Frequency response	25-5,000 c.p.s.
Input impedance	15 ohms

MODEL No. 121

This 12in. unit is fitted with a curvilinear cone, foam plastic surround and an extra long voice coil winding which permit large amplitude movements without introduction of harmonic distortion. It is recommended for use as a single speaker for any heavy duty requirement such as public address or home cinema or as the bass unit in a multi-speaker system.

It is suitable for use in all types of reflex enclosure, horn loading or open baffle mounting.

PRICE £9 (Carriage paid in U.K.)

Further details available from the manufacturers

FANE acoustics
LIMITED

BATLEY • YORKSHIRE

HEAD HUNTERS

(MAGNETIC TYPE ONLY!)

Please note . . . We specialise in the manufacture of magnetic recording heads of all types.


They key components in a Tape Recorder are the Heads. . . They can make or mar the result that you get. Hence many leading manufacturers in this and other countries are coming to us for these components. They have found that our prices are reasonable and that the quality is excellent . . . *in fact they have found out that it pays to go to the specialist.*

* A new type of Erase Head is now in production. This is our Type "R" Double Field Erase Head. This is not just a double gap, but really two Erase Heads in one . . . it erases absolutely anything to a complete silence!

SEND FOR FULL DETAILS OF ALL TYPES TO

P. A. MARRIOTT & Co.

SUNLEIGH WORKS, SUNLEIGH RD.,
ALPERTON, WEMBLEY, MIDDX. WEM. 7493



Production Higher!
Prices Lower!

The increasing output of Semiconductors high frequency transistors from the new automatic plant at Swindon is already resulting in more economical production. These economies have made possible a substantial reduction in prices and the introduction of very favourable quantity terms.

Send today for a copy of the new price list, covering the full range of Semiconductors transistors.

Semiconductors Limited

**CHENEY MANOR
SWINDON • WILTSHIRE**
Telephone: Swindon 6421/7
Grams: SEMICON, SWINDON

IF IT'S SOUND—YOU'LL FIND IT AT 189

Prompt, personal Mail Order Service

Special Offer 1

MAINS TRANSFORMER
550-0-550 v., 150-200 mA., 6 v.
3 a., 4 v. 3 a., 200-250 v. primary **30/-**

Special Offer 2

MAINS TRANSFORMER
350-310-0-310-350 v., 220 mA., 6.7 v.
5 a., 6.3 v. 3 a., 6.3 v. 1 a., 5 v. 3 a., 6 v.
3 a., 6.3 v. 1 a. Potted **50/-**

CHOKES
10 H., 250 mA., potted "C" core. **25/-**
20 H., 50 mA., potted. **20/-**

COMPLETE SET 85/-

Special Offer 3

MAINS TRANSFORMER
350-0-350-110 mA. 4 v. 2.5 a.,
C.T., 4 v. 2.3 a., 4.2 v. 6.5 a.
Potted, with 110-250 v. primary **20/-**

NEW JASON INSTRUMENT KITS
VALVE VOLTMETER EM.10
4 1/2 in. scale. Complete with case, meter
and valves **£18 0 0**
Also available—other Jason Instru-
ment Amplifier and Tuner Kits as advertised.

CARRIAGE CHARGED AT COST

MASTER LINK M2A

TAPE PRE-AMP DE LUXE
Exclusive product of Tele-Radio (1943)
Ltd., of genuinely advanced design.
Recordings may be taken direct from
any source. The unit may be used with
decks incorporating head switching.
Includes playback speed equalisation,
signal and bias metering, output moni-
toring, oscillator cut-out, D.C. Solenoid
supply and C.C.I.R. characteristic. Com-
plete with external power **27gns.**
pack.

Special leaflet on request

METER CASES

STEEL, WITH ALUMINIUM PANELS
• **SLOPING FRONT**

4 x 4 x 4 in.	9 5
5 x 5 x 8 in.	14 11
6 x 6 x 12 in.	£1 4 9
SMALL	
4 x 4 x 2 1/2 in.	6 8
6 x 4 x 3 in.	8 10
8 x 6 x 3 in.	11 0
10 x 6 x 2 1/2 in.	13 3
STANDARD	
10 x 7 x 7 in.	£1 4 9
12 x 7 x 7 in.	£1 11 5
14 x 7 x 7 in.	£1 15 9
14 x 9 x 8 in.	£2 5 8
16 x 9 x 8 in.	£2 9 6
16 x 11 x 8 in.	£2 16 8
19 x 11 x 10 in.	£3 3 10

Also large range of chassis always in stock.

★ AMPLIFIERS

Leak TL 12 Plus	£18 18 0
Leak Point One Plus Pre-Amp.	£12 12 0
Leak Variscope, Mk. III	£15 15 0
Jason J.10	£24 0 0
Jason JSA.2 stereo Amplifier Kit	£13 19 0
Rogers Junior Amplifier	£17 0 0
Rogers Pre-Amp.	£8 0 0
Quad II Complete	£42 0 0

★ PICK-UPS, MOTORS

Leak (diamond) 78 or L.P.	£13 16 5
Garrard TPA/10 P.U.	£15 9 4
Goldring 500 Cartridge	£3 9 6
Goldring 600 Cartridge	£11 13 6
Lenco Trans. Motor	£17 10 4
Collaro 4T200 with PX.PU	£19 10 0
Garrard Trans. Motor 301	£26 8 3

★ SPEAKERS

Goodmans 300 12in. Twin Cone	£11 5 9
Goodmans 400 12in. Twin Cone	£16 1 0
Wharfedale SFB/3	£39 10 0
Wharfedale Golden 10 FSB	£8 14 11
Kelly Ribbon Mk. II	£10 10 0
Tannoy 12in. Dual	£30 15 0
G.E.C. Metal Cone	£9 5 0
G.E.C. Presence Unit	£3 19 6
WB 1016	£8 0 0

★ TUNERS

Jason JTV FM/TV Tuner Kit	£12 19 0
"Mercury" Kit and 2 valves	£9 0 0
Leak F.M. Tuner	£35 10 0

★ TAPE


Brenell Deck with rev. counter	£24 12 0
Ferroglyph 3AN	£82 19 0
Wearite 3A	£35 0 0
Wearite 3AH or 3B	£40 0 0

Valves, components, accessories,
materials stocked, Enquiries invited.

Goods sent
to any part
of Britain &
the world.

TELE-RADIO (1943) LTD., 189 EDGWARE ROAD, LONDON, W.2

Our only address • Few mins. from Marble Arch • Open all day Sat.
• Phone: PAD 4455/6



A NEW EDDYSTONE GEARED SLOW MOTION DRIVE ASSEMBLY

Ideal for the
Professional & Amateur

Cat. No. 898.

This high grade assembly is designed for instrument applications. The movement is gear-driven and flywheel loaded, giving a smooth, positive drive, with a reduction ratio of 110 to 1.

The pointer has a horizontal travel of 7 inches. A circular vernier scale, marked over 100 divisions, rotates 5 times for one traverse of the pointer, and, read with the main scale, provides 500 divisions.

A diecast escutcheon, perspex window, knob, fixing screws and mounting template is supplied. Size 9 3/16 in. x 5 1/2 in. overall List Price £2/18/-.

MANUFACTURERS:

STRATTON & CO. LTD., Alvechurch Rd., BIRMINGHAM

WAFER SWITCHES TO SPECIFICATION

As we specialise only in the manufacture of small quantities of wafer switches (to individual specification) we guarantee competitive prices and fast delivery.

SWITCHES TO PUBLISHED DESIGNS (FROM STOCK)


G.E.C. 912-PLUS	Mullard Tape Amplifiers
S1 (14061/B1) } 14/6 pair	Amplifier "A"
S2 (14062/B1) } ...	SS 567/A
S4 (SS 556/1) ... 11/6	SS/567/B } 32/6 the set
S5 (SS/556.2) ... 10/6	SS/567/C
	Amplifier "B."
	SS/567/A ... 16/6

Write for Price List and Design Chart.

SPECIALIST SWITCHES

23 Radnor Mews - Sussex Place
London W2 - AMBassador 2308

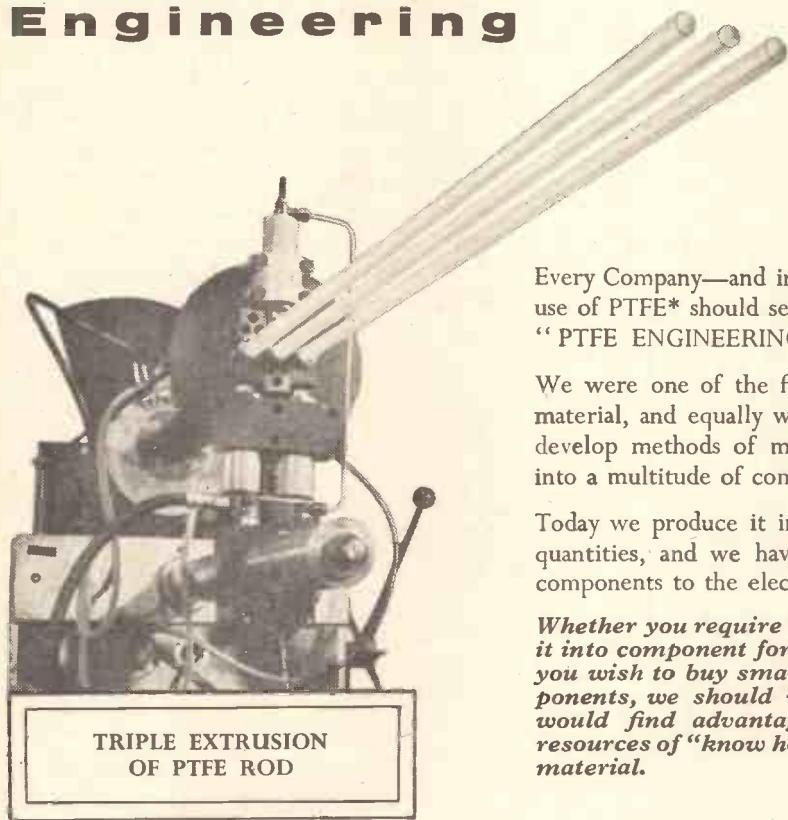
Suppliers to the leading electronics, aeronautical and automobile companies and to research institutions, the G.P.O. and Universities.



PTFE*

Component

Engineering



TRIPLE EXTRUSION
OF PTFE ROD

Every Company—and individual engineer—contemplating the use of PTFE* should send for a copy of our booklet entitled “PTFE ENGINEERING”.

We were one of the first companies to process this unique material, and equally we were one of the first companies to develop methods of machining and otherwise fashioning it into a multitude of component forms.

Today we produce it in its raw material forms in very large quantities, and we have supplied many thousands of PTFE components to the electrical and allied industries.

Whether you require to buy PTFE in order to transform it into component forms in your own works, or whether you wish to buy small or large numbers of PTFE components, we should welcome your enquiries, and you would find advantage in utilising our accumulated resources of “know how” and experience in handling the material.

* PTFE (Polytetrafluoroethylene)—the basic polymer is manufactured in this country by I.C.I. Ltd., under the trade name “FLUON”.



ISSUED BY THE PTFE ENGINEERING DIVISION OF



Arcoelectric

SWITCHES & SIGNAL LAMPS

T.225: Miniature Slide Switch

Ideal T.V. mains switch

S.L.166: Very small low cost

mains neon indicator

T.280: Sensitive Snap Action Switch

Popular switch for tape recorders

T.626: Double pole 3-AMP switch


with tags to fit printed circuit boards



S.L.166



T.225



T.280



T.626

Samples to manufacturers

For design purposes

AT ONCE—WITHOUT CHARGE

CENTRAL AVENUE, WEST MOLESEY, SURREY. Tel.: MOLESEY 4336

ARCOLECTRIC
SWITCHES · LTD

HI-FI EQUIPMENT

(CABINETS See page 156)

STEREO RADIO CHASSIS

AM/FM Stereo Radio on one chassis (as illustrated) 8 valve and 2 separate 4-watt outputs, with individual volume control. 27 gns.



STEREO AMPLIFIERS

Dulci SP44 Stereo power amplifier, two 4-watt outputs 12 gns. Control units available for above Dulci "Stereo 2" 9 gns.

Empress Two 4-watt amplifier 22 gns.

Dulci Stereo '8' 22 gns.

RADIO CHASSIS

Empress 9-valve de luxe AM/FM with two speakers ... 26 gns.

Empress 6-valve AM/FM with 10in. speaker 22 gns.

Empress FM Tuner (with magic eye) 14 gns.

Empress 5-valve AM £14 3 6

Armstrong PB 409 9-valve AM/FM 6-watt push-pull ... 28 gns.

AF 105 10-valve AM/FM 10-watt push-pull £37 0 0

Jubilee 9-valve AM/FM push-pull 29 gns.

DULCI

H.3 AM/FM 3 wavebands £20 17 0

H.4 AM/FM 4 wavebands £24 6 6

H.4.PP AM/FM push-pull 4 waveband £29 3 10

Full Dulci range in stock.



AUTOCHANGERS

"BSR" UAB (as illustrated) is the latest 4-speed Autochanger fitted with Ful-Fi turnover cartridge, £6/19/6. Stereo cartridge also available, £3/9/3.

COLLARO CONQUEST £7/19/6.

Full range of Garrard equipment in stock.

Write for details of these and other equipment all available on easy terms.

LEWIS RADIO

120 (Dept. WW29), Green Lanes, Palmers Green, N.13
(Nr. The Cock Tavern) Tel.: Bowes Park 1155/6

fifth edition

Radio data charts

R. T. Beatty, MA, BE, DSC., revised by J. McG. Sowerby, BA, AMIEE.

This collection of abacs is intended to cover the most frequently recurring problems in radio and electronics, the answers to which provide most of the data required for the design of radio receivers.

It will be of use to those concerned with radio and allied calculations and, although the mathematical basis of the problem covered by each chart is usually stated, no special mathematical knowledge is needed for the use of any chart.

10s. 6d. net by post 11s. 6d.

obtainable from Booksellers

Published for WIRELESS WORLD by ILIFFE & SONS LTD., Dorset House, Stamford Street, London, SE1.



Thinking about an oscillograph?

Consider Model 1065

Designed for a wide variety of laboratory applications, it has a very interesting specification including:
 Y amplifier of sensitivity 250 mV/cm with a bandwidth of d.c. to 20 Mc/s and rise-time better than 40 μ sec;
 X amplifier: time measurement by calibrated shift and internal oscillator for timing marks; voltage measurement by calibrated shift; probe providing an input impedance of 1.5 M Ω 12 pF. We shall be pleased to send you full data on this and other equipment in the Cossor range.

An export model (1065X) is also available,

Write for information to :



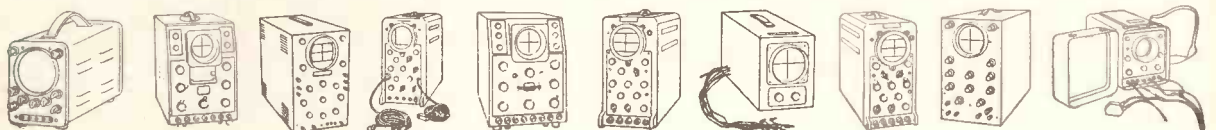
If you are experienced in the design of high quality instruments, our Technical Director would be glad to hear from you.

COSSOR INSTRUMENTS LIMITED

The Instrument Company of the Cossor Group

COSSOR HOUSE, Highbury Grove, London, N.5

Telephone: CANonbury 1234 (33 lines). Telegrams: Cossor, Norphone, London. Cables: Cossor, London. Codes: Bentley's Second.



Ardente make a wide range of

ELECTRONIC MINIATURE COMPONENTS

TRANSFORMERS
POTENTIOMETERS
EARPHONES
SOCKETS
SWITCHES

The miniature components with the big technical background

Sole Manufacturers and Exporters:

ARDEnte Acoustic Laboratories Ltd.

8-12 MINERVA ROAD, NORTH ACTON,
LONDON, NW10 Telephone: ELGar 3923

Suppliers of components and hearing aids to the Government
and manufacturers all over the world



AVO

10-DAY REPAIR SERVICE



Farnell Instruments Ltd

Official repairers to Avo Multi-Meters.

All repairs automatically guaranteed 12 months by AVO LTD. (Our staff are fully trained by AVO LTD. and final tests and calibration of all instruments are carried out on official AVO test consoles)

All repairs are sealed with the official AVO seal — Mark of Perfection.

The only 10-day repair service officially accepted by AVO LTD.



FARNELL INSTRUMENTS LTD

WETHERBY INDUSTRIAL ESTATE
YORK ROAD, WETHERBY.

Telephone: Wetherby 2691/2

Absolutely No Pre-Cleaning with the VICTOR Soldering Tool



Covered by British and World Patents.

Price £2.25.

- * Speed in operation
- * Versatility
- * Low-voltage safety and economy

The VICTOR is revolutionary — it heats the work direct by gripping it with the twin arms of the tool. Simply press the button, the work instantly heats up and the solder runs. No pre-cleaning — even of oil — is required except where the metal has been oxidised previously. Operation is from a 6 VOLT supply.

For heavier materials and work the 6-12 volt VENUM Soldering Tool is available. Price £4 4/-.

Trade enquiries invited.

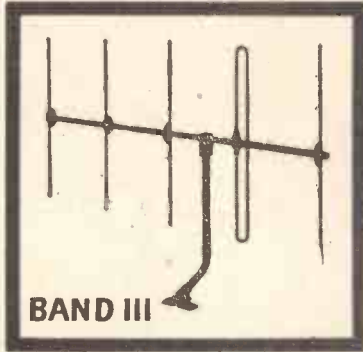
Please supply VICTOR/VENUM quantity.....) soldering tool/s or NAME.....
send me free illustrated literature. ADDRESS.....
WW101

ALLIED DISTRIBUTING CORPORATION LTD.
13,17 Rathbone St., London, W.1.

AL8.1

ANTIFERRENCE

NEW AUTOMATIC LOFT AERIALS




BAND III

FOR VERTICAL OR HORIZONTAL CHANNELS

Five-element folded dipole array complete with mounting arm and bracket.

353 32'6"



COMPOSITE

FOR VERTICAL CHANNELS

Band I "V" electronically coupled to 5 Band III elements; complete with mounting arm and bracket.

Independently variable directivity on both bands.

HL523 42'

Optional extra for Band II Addex FM/L 7/6.

FOR HORIZONTAL CHANNELS

HL513 42'



VHF/FM

Three-element folded dipole array complete with mounting arm and bracket.

233 35'

THE Vantenna

The ideal "SECOND AERIAL" — enabling the Television Receiver to be used in any room.

Individually packed in an attractive display carton.

Regd. Design No. 888,601

25'
COMPLETE WITH 10' CABLE & PLUG

EXPORT RANGE

A specially designed range of T.V. and F.M. aerials, incorporating many new and exclusive features, is available for overseas markets.

- ★ Horizontally or Vertically Polarized Single or Stacked Yagi Arrays.
- ★ Broad Band and all-band types for International Frequencies.
- ★ Models for 75 or 300 ohm inputs.

Supplied only through Antiferrence Appointed Wholesalers.

FULL COVER
including labour charges
ANTIFERRENCE
FREE AERIAL
INSURANCE
SCHEME
Whatever the damage
Whatever the cause

ANTIFERRENCE LIMITED

BICESTER ROAD, AYLESBURY, BUCKS. Tel. Aylesbury 2511 (6 lines)

★
increasing demand for

Connoisseur

equipment makes it necessary
for us to move to larger premises

Connoisseur Variable 3-speed Gramophone Motor. TYPE B



New features include a large stroboscope disc beneath the turntable, viewed through a reflecting mirror with an internal light source.

All revolving shafts are precision ground and lapped to mirror finish. These are running in new nylon graphite type bearings which are adjustable so that full accuracy can be maintained throughout its life. Price £20/10/0 plus P. Tax £8/15/3

Connoisseur Pick-up

With three interchangeable heads for micro-groove, standard, and older records, available with Diamond or Sapphire Stylus. Frequency range 25-20,000 cps ± 2 dB's, 400 ohms

Model gives 15 M.V. output from the average LP disc; 25 M.V. from a standard 78 r.p.m. recording. Pick-up fitted with diamond armature £8/19/0 plus P. Tax £3/16/6.

Connoisseur HQ 20 Amplifier



and Pre-amplifier

Both units are built to the highest electrical and mechanical standards and incorporate the latest developments in Audio technique. High power output allows the reproduction of peak passages without overload or distortion. Amplifier £31/10/0. Pre-Amp. £16/0/0.

A. R. SUGDEN & CO. (ENGINEERS) LTD.

★ Market Street, Brighouse, Yorks.
Telephone: BRIGHOUSE 2142

OVERSEAS AGENTS:

U.S.A.: Ercona Corporation, 551, Fifth Street, New York, 17, N.Y.
CANADA: The Astral Electric Co. Ltd., 44, Danforth Road, Toronto 13, Ontario.
NEW ZEALAND: Turnbull & Jones Ltd., Head Office 12/14 Courtenay Place, Wellington.
HONG KONG: The Radio People Ltd., 31 Nathan Road, Hong Kong.

MAIN DISTRIBUTORS:

AUSTRALIA: British Merchandising Pty. Ltd., 183, Pitt Street Sydney and J. H. Magrath (Pty.), Ltd., 208 Little Lonsdale Street Melbourne.
EAST AFRICA: International Aeradio (East Africa) Ltd., P.O. Box 3133, Nairobi.
MALAYA: Eastland Trading Co. 1 Prince Street, Singapore.

MINIATURE COILS

FOR TRANSISTOR RADIO CIRCUITS

These are the smallest screened coils available on the British market or the Continent.

DIMENSIONS:—

Height (excluding Lugs) .. 5/8in.
Diameter (Top) 9/16in.
Diameter (Base) 5/8in.

★ Latest high-efficiency ferrite pot cores and litz windings.

★ High Q for maximum gain and selectivity.

★ Coupling ratios carefully designed to match latest R.F. transistors. I.F.—460/470 Kc/s.

★ Low-loss moulded nylon formers.

THREE TYPES AVAILABLE:—

List	List Price
735 Oscillator Coil	11/3 each
736 1st or 2nd I.F. trans-former.	postage
737 3rd I.F. transformer	6d. extra.

Connection diagram supplied.
DELIVERY: Ex Stock.

C.W.O. or C.O.D. (1/6d. extra).



Trade, Manufacturers', and Export enquiries invited.

Orders and enquiries direct to the manufacturers—

CHANNEL ELECTRONIC INDUSTRIES LTD.

COMPONENTS DIVISION

DUNSTAN ROAD BURNHAM-ON-SEA SOMERSET. Phone 3167

TRANSISTORWISE

"RECO" MIDDY ONE

(Size 4½in. × 3½in. × ½in.)

★ Two stage receiver ★ Sensitivity control
★ Ferrite rod aerial ★ Medium and Long Waves
★ Sonotone miniature earphone ★ Drilled case. Complete kit with 1.5 volt pencil 37/6, p.p. 2/-.



"RECO" MIDDYGEN THREE (SEE ILLUSTRATION ABOVE)

★ Regeneration control. ★ Ferrite rod aerial. ★ Medium and Long Waves. ★ Sonotone miniature earphone. ★ Red/yell. and Green/yell. hermetically sealed high gain transistors. Complete kit with 1.5 volt pencil 72/-, p.p. 2/3.



"RECO" SUPER SPECIAL

(Size 6½in. × 4½in. × 1½in.)

★ Medium, Long and Two Short Wavebands
★ Improved high gain ferrite rod aerial ★ Three high gain transistors ★ Sonotone Miniature Earphone or Balanced Armature Reproducer. Complete kit with 1.5 volt pencil 75/-, p.p. 2/6.



"RECO" PUSH-PULL FOUR

(Size 6½in. × 4½in. × 1½in.)

As above but with push-pull output stage and 2½in. loudspeaker. Complete kit with standard batteries 99/6, p.p. 2/6.



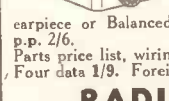
"RECO" PUSH-PULL ADD-ON UNIT

Case size as above. Complete with transistors, batteries and 2½in. loudspeaker, drilled case, 69/6, p.p. 2/6.



"RECO" TRANSGEN THREE (Size 6½in. × 4½in. × 1½in.)

★ Ferrite rod aerial ★ Medium and Long Waves (200 to 500 metres and 1,000 to 2,000 metres). ★ Regeneration control. On test this receiver has proved really portable. Complete with choice of Sonotone miniature earphone or Balanced armature reproducer and 1.5 volt battery 75/-, p.p. 2/6.




Parts price list, wiring diagrams and circuits 2/6 set of four. Push-pull Four data 1/9. Foreign orders postage extra.

RADIO EXCHANGE CO.

27a Harpur Street, Bedford

'Phone: Bedford 2367



McMURDO

Red Range Connectors

24 WAY
CONNECTOR


FOR BACK RACK MOUNTING

AVAILABLE IN **8** WAY **16** WAY **24** WAY **32** WAY

GOLD PLATED CONTACTS
POSITIVE POLARISATION
SELF ALIGNING
EXCEPTIONALLY LOW INSERTION
AND WITHDRAWAL FORCE

WORKING VOLTAGE—750 D.C.
CONTACT RESISTANCE—LESS THAN .005 OHM
CURRENT RATING—5 AMPS PER CONTACT
MOULDINGS—RED NYLON LOADED PF
FLOATING BUSHES ON SOCKET MOUNTING
PLATES ASSIST SELF ALIGNMENT

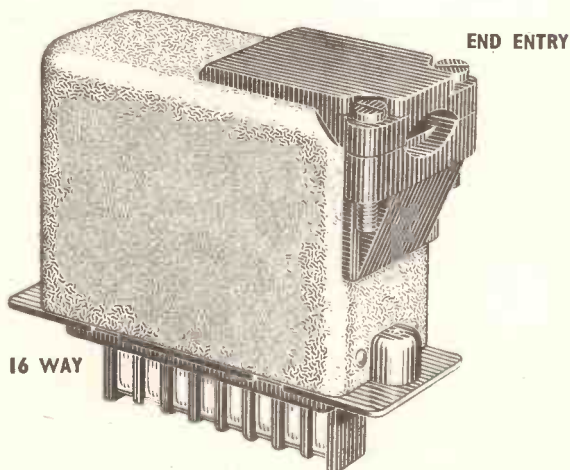
ALL TYPES AVAILABLE FOR PANEL
MOUNTING WITH MK II COVERS



TOP
ENTRY

LATCHING
CLIPS

8 WAY



END ENTRY

16 WAY

MK II COVERS MADE FROM SOLID
DRAWN ALUMINIUM SILVER ANODISED
FITTED WITH LATCHES AND REVERSIBLE
CABLE CLAMP

Send for full details to:—

THE McMURDO INSTRUMENT CO. LTD. ASHTEAD, SURREY.

TEL. ASHTEAD 3401.

ARC23

DEPENDABLE RELAY CO. LTD.

8A AINGER RD., CAMDEN TOWN, LONDON, N.W.3. PRImrose 8161
Head office, 12a Tottenham Street, W.1

Have you
a Relay
problem?

TYPICAL 3000 TYPE RELAY



—when only the best will do

P.O. TYPE 3000 & 600 RELAYS

Manufactured to your specification to Post Office or Interservice standards.

AUTOMATION RELAYS

Standard 3000 T contact assemblies + 1 or 2 Mercury Switches up to 50 amps. at 440 V. A.C. or 20 amps. 230 D.C.

TRANSISTOR RELAYS

PACKAGED UNITS ready to connect to any A.C. Mains. Fitted 2 C/O. 5 amp. and screw-type terminal outlets. Sensitivity 300 micro amps. and 3 micro amps.

HUNDREDS OF USES including:—

- OVEN CONTROL
 - CONTACT THERMOMETERS
 - BRIDGE CIRCUITS
 - PHOTO-ELECTRIC CELLS
 - LIQUID CONTROL
- etc. etc.

THE WORLD'S GREATEST BOOKSHOP

FOYLES

★ ★ FOR BOOKS ★ ★

FOR ALL YOUR TECHNICAL BOOKS

'That's what I call service—I telephoned Foyles at 10 a.m. and the book (although it was out-of-print) reached me by the next morning's post.'

—A Customer's Letter.

119-125 CHARING CROSS ROAD, LONDON, W.C.2

Gerrard 5660 (20 lines) ★ Open 9-6 (Thurs. 9-7)

Nearest Station: Tottenham Court Road

INSTRUMENT WIRES

AND INSULATING MATERIALS

ENAMELLED, SILK and COTTON covered Copper Wires, Single or Stranded, also Tinned, Paper Asbestos and Plastic Westoflex covered RESISTANCE WIRES. LITZ WIRES.

MICA, MICANITE and BAKELITE in all forms. Heat Resisting Boards. Canvasite for Resistor Gears. Oil Cloth. Silk and Paper. Slot Insulations. Insulating Varnishes. Varnished Fabric and Plastic Sleeving. Moulded and Machined Pieces, etc.



WEST INSULATING COMPANY LTD.

2 Abbey Orchard Street Westminster, S.W.1. Telephone: Abbey 2814 & 7352

We are agents and distributors for the famous AVANTIC equipment, which can be seen and heard in our new DEMONSTRATION room



FOR YOUR
Hi - Fi

EXCELLENT STOCKS OF VALVES AND COMPONENTS ALWAYS AVAILABLE

STEREOPHONIC AMPLIFIERS

Avantic SPA11 combined amplifier and control unit (7 watts each channel) £29 8 0
Avantic SPA21, as above but 12 watts each channel £48 10 0

A full range of standard amplifiers always in stock including Armstrong, Leak Tripletone, R.D., Quad, etc.

TUNERS

Armstrong, AM/FM Jubilee £30 9 0
Avantic, Eddytone, Leak, etc.

TRANSCRIPTION MOTORS

Garrard 301 £26 8 0
Connoisseur, Lenco, etc.,
All Garrard Units stocked, including:—
Model 4HF with GCB Cartridge £19 7 10
Latest TA/Mk. II £9 15 8

TAPE RECORDERS

Tandberg Stereo, Reflectograph, Brenell, etc.

MICROPHONES

RIBBON—MOVING COIL, CRYSTAL—FLOOR & TABLE STANDS—TRANSFORMERS

SPEAKERS AND ENCLOSURES

Tannoy Dual Concentric 12in. and 15in. with Crossover Prices from £29 5 0
Goodmans Axiom 300 £11 5 9
W/B HF10/12 and HF10/16
Tweeters, attenuators, Crossover Units
All types of Avantic, Goodmans and W/B Cabinets available.

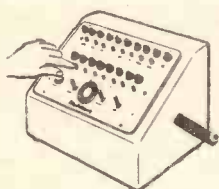
TRANSCRIPTION ARMS

TPA12 with CMC5 Cartridge £14 2 6
TPA12 with GCS10 Cartridge £6 5 6
TPA12 Arm only £4 4 5
All other makes and Stereo Cartridges available.

EDDYSTONE Communication Receivers
Prices from £34 16 0

THAT ELUSIVE WORKS MANAGER . . .

found



in 10 seconds

NO LOUDSPEAKERS, BELLS or FLASHING LIGHTS

only the man who's wanted knows and replies.

Selective Induction is saving time, money and worry in Offices, Factories, Hospitals, Hotels, Departmental Stores etc., all over the Country. All key personnel carry small transistorised receivers bearing a number. When they are wanted their numbered key is pressed on a small transmitter. Immediately they must respond to the URGENT 'PEEP PEEP' in their pockets which summons them and them alone to ACTION! A verbal message can be transmitted if desired.

- Covers areas indoors or out, up to 10,000,000 sq. ft.
- Designed for the man who cannot afford to be tied to his office.
- Equally suitable for large or small concerns.
- Low purchase price—virtually no indoor wiring—low rental terms.

Write or 'phone for further particulars — WE CAN BE FOUND IN TEN SECONDS

personal call


(the 'Peep Peep' in the Pocket)



THE ONLY STAFF LOCATION SYSTEM WORTH INSTALLING

MULTITONE ELECTRIC COMPANY LIMITED
12/20 UNDERWOOD STREET LONDON N.1. TELEPHONE: CLERKENWELL 8022





DYNATRON

NUCLEONIC & ELECTRONIC DEPT.
Dynatron Radio Ltd., Maidenhead, Berkshire

coincidence unit type 1036c

The new Dynatron Coincidence Unit Type 1036C contains a 3 channel coincidence circuit which may be used in any one of the following arrangements :

- I Channels 1 and 2 in coincidence.
- II Channels 1 and 2 in coincidence, the output being in coincidence with channel 3.
- III Channels 1 and 2 in coincidence, the output being in anti-coincidence with channel 3.
- IV Channel 3 in coincidence with channels 1 or 2.
- V Channel 3 in anti-coincidence with channels 1 or 2.

The three input channels and the coincidence mixer are sub-units which are removable from the front panel. The complete unit is constructed on a 10½ inch Post Office rack panel.

Scalers · Pulse Generators · Pulse Analysers · Power Units · Probe Units · Pulse Amplifiers · Instrument Racks



"DIANA" world famous DYNAMIC MICROPHONE

Complete with cord and magnetic base, patent pending **£4.4.0**

"DIANA" world famous CRYSTAL MICROPHONE

complete with cord and magnetic base, patent pending, **£2.18.0**



SOME SOLE AGENCIES STILL AVAILABLE

For further details apply to

SUPERELECTRONICSLTD

5 VIOLET HILL, LONDON, N.W.8. Phone: MAIDA VALE 0569

Send us your enquiries for all types of

QUARTZ CRYSTALS

for:

RADIO FREQUENCY CONTROL
FILTER PURPOSES
ULTRASONIC PURPOSES

METALLIZED TO SUIT REQUIREMENTS.
ANY SHAPE AND SIZE CUT TO SPECIFICATION.

PIEZO LIMITED

26 St. Albans Rd., Watford, Herts. Tel: Watford 27808

STEREO



—ANY WAY YOU WISH.
★ ★ WITH THE NEW S.A.4. CHASSIS
★ ★ FITS ANY WAY — ANYWHERE YOU WISH!
Special layout enables chassis to be fitted with one speaker close over chassis for small portables or separately in your bureau, bookcase, or cabinet.
★ ★ OPERATES ANY WAY YOU WISH!

Special switch provides choice of (1) Single Monaural 3½ watt output with one speaker; (2) Dual Monaural 7 watt output with two speakers; or (3) Stereo 7 watt balanced output with two speakers. Also separate Balance Control for Stereo perfection plus Twin-ganged Tone Control and Twin-ganged Volume Control with Mains Switch.
RETAIL! £7.19.6 ONLY

Write, phone, or call. We will put you in touch with our nearest dealer.

V.E.S. WHOLESALE SERVICES LTD. DEPT. (WW)

11, Gunnersbury Lane, Acton, London, W.3. Acorn 5027



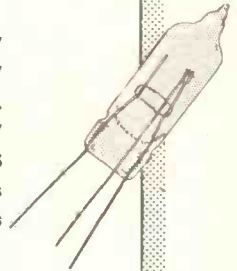
3

TRIGGER TUBES DESIGNED WITH YOUR COSTS IN MIND

Speedier production and skilful design are benefits passed to you in the form of low prices — so low as to be comparable with the cheapest components used in electronic equipment.

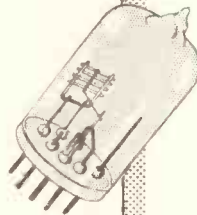
GTR 120 W

Anode voltage	180 — 310 V
Trigger striking volts	110 — 170 V
Anode current	3 — 9 mA
Tube voltage drop	95 — 140 V
De-ionization time	3 mS
Minimum ambient light	5 ft. — candles
Base	3 flying leads



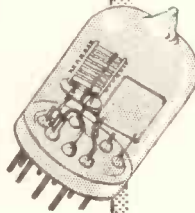
GDT 120 M

Anode voltage	180 — 340 V
Trigger striking volts	105 — 155 V
Anode current	3 — 9 mA
Tube voltage drop	94 — 130 V
De-ionization time	10 mS
Minimum ambient light	Zero
Base	B 7G



GDT 120 T

Anode voltage	180 — 400 V
Trigger striking volts	100 — 155 V
Anode current	5 — 25 mA (60 mA peak)
Tube voltage drop	95 — 130 V
De-ionization time	10 mS
Minimum ambient light	Zero
Base	B 9A



The characteristics of these trigger tubes make them ideally suited for a multitude of applications where the use of precision tubes would be uneconomic.

This range has proved particularly satisfactory when employed in signal storage systems, and for the operation of relays, display lamps and other electrical devices.

Without doubt, in this role, these Ericsson trigger tubes are the cheapest method of obtaining the required results reliably and simply.

For data sheets write to:—
THE TECHNICAL SERVICES DEPARTMENT



TUBE DIVISION
BEESTON · NOTTINGHAM · ENGLAND

ERICSSON

*We send the best of
Britain's Hi-Fi to all
parts of the World*

TAPE SELECTION

★ **RECORDERS**

Vortexion W.V.A	£93 13 0	\$267
Vortexion W.V.B	£110 3 0	\$315
Brenell Mk. V	64 gns.	\$192
Ferrograph 3AN	79 gns.	\$237
Ferrograph 3AH	86 gns.	\$258
Ferrograph 66N	84 gns.	\$252
Grundig TK20 with Mic.	50 gns.	\$150
Grundig TK30	72 gns.	\$216
Elizabethan Essex	65 gns.	\$195
Philips 8108	62 gns.	\$196
Philips AG.8109	39 gns.	\$87
Stuzzi Transistor/Battery ..	69 gns.	\$207

★ **STEREO DECKS**

Ferrograph Stereo-Ad	30 gns.	\$90
Ferrograph 88	105 gns.	\$315
Ferrograph 3 S/N	89 gns.	\$267
Brenell Stereo Deck	£33 16 0	\$101

★ **STANDARD DECKS**

Wearite 3A	£35 0 0	\$100
Wearite 3B	£40 0 0	\$114
Brenell	28 gns.	\$84
Truvox	26 gns.	\$78

Microphones by Lustraphone, Reslo, Acos, Geloso, etc.

● **TAPES BY ALL LEADING MAKERS**



*It's ME for
Modern Electrics
every time*

MODERN ELECTRICS LTD.

164 CHARING CROSS ROAD, LONDON, W.C.2
3 shops from Tottenham Ct. Rd. Sct. Urd.
Telephone: TEM 7587 & COV. 1703 Cables: Modcharex, London

EVERYTHING FOR RADIO, RECORD AND TAPE

★ **SPEAKER SYSTEMS**

Column Eight	£21 15 0	\$45
Wharfedale SFB/3	£39 10 0	\$113
Wharfedale Golden 10	£8 14 11	\$18
Wharfedale Super 3	£6 19 11	\$16
Tannoy Canterbury	£57 15 0	\$165
Tannoy 12in. Dual	£30 15 0	\$91
Tannoy 15in. Dual	£37 10 0	\$107
WB. 1016	£8 0 0	\$16
Goodmans 300	£11 5 9	\$32
Goodmans 400	£16 1 0	\$46
Goodmans 15/4	£53 11 0	\$156
Goodmans 1B3	£59 17 0	\$171
Philips Dual Cone	£10 10 0	\$30
Kelly Ribbon Mk. II	£10 10 0	\$30
B.J. Tweeter complete ...	£5 5 0	\$11
WB 1016	£8 0 0	\$18
C.O. Senior	£18 7 6	\$45
C.O. Tetrag	£6 15 0	\$16

★ **MOTORS AND PICK-UPS**

Lenco 56 Stereo (with PU)	£30 0 0	\$60
Lenco Trans. Motor	£17 10 4	\$36
Garrard 301	£26 8 3	\$54
Garrard 4HF with Stereo P.U.	£19 17 7	\$41
Garrard TA/Mk.II motor ..	£9 15 8	\$22
Connoisseur Motor	£28 -6 3	\$57
Collaro 4TR200	£14 11 0	\$30

Also available Garrard, Collaro and BSR Auto-changers with stereo or mono pick-ups.

Philips P.U.	19 gns.	\$41
Go'dring 600	£19 -13 6	\$24
Garrard Arm and P.U.	£14 3 3	\$29

Also ORTOFON, LEAK, CONNOISSEUR, COLLARO, etc.

★ **AMPLIFIERS & TUNERS (STEREO)**

Leak Stereo 20 Amp.	£30 9 0	\$87
Leak Point One Stereo Pre-Amp.	£21 0 0	\$60
Avantic.	£29 8 0	\$84
Pamphonic 3000	£31 10 0	\$90
Rogers Control Unit.	£18 10 0	\$53
C.Q. Twin Four	21 gns.	\$63
Jason J.2/10 Mk. II	£37 10 0	\$110
Pilot SHF.15	32 gns.	\$96
Dulci DPA/10/2	24 gns.	\$72

(SINGLE CHANNEL)

Leak TL12 Plus	£18 18 0	\$54
Quad II	£22 10 0	\$64
Quad Control Unit	£19 10 0	\$56
C.Q. Quality 10 w.	21 gns.	\$63
RCA Amp and Pre-Amp ..	£41 0 0	\$117
Rogers Cadet	10 gns.	\$30
Rogers Junior	£17 0 0	\$49
Rogers Pre-Amp.	£8 0 0	\$23
Quad FM Tuner	29 gns.	\$60
Chapman AM/FM	£29 8 0	\$60
Jason ITV Tuner	£26 13 10	\$55

★ **STEREO PICK-UPS**


Decca	£22 0 0	\$45
Ronette	£3 9 6	\$10
Ronette DC284	£4 3 5	\$9
B.J. with arm	£8 8 0	\$24
Tannoy	£13 10 0	\$39

★ **TO REMIND YOU**

We carry extensive and up-to-date stocks of tape by Britain's leading makers. Enquiries invited which we deal with by return. Also available: 24-hour repair service on customers' tape recorders.

- **LARGE STOCKS ALWAYS**
- **PROMPT DESPATCH SERVICE**
- **HOME AND EXPORT ENQUIRIES WELCOMED AT ALL TIMES**
- **110 VOLT ITEMS AVAILABLE**

PARKERS SHEET METAL FOLDING MACHINE HEAVY VICE MODELS



Carr. free

With Bevelled Former Bars

No. 1. Capacity 18 gauge mild steel x 36in. wide	£7 10 0
No. 2. Capacity 18 gauge mild steel x 24in. wide	£5 5 0
No. 3. Capacity 16 gauge mild steel x 18in. wide	£5 5 0

End folding attachments for Radio Chassis, Tray and Box Making... for 36in. model, 3/6 per ft. Other models 2/- The two smaller models will form flanges. As supplied to Government Departments, Universities, Hospitals. One year's guarantee. Money refunded if not satisfied. Send for details. A. B. PARKER, Wheatcroft Works, Wellington Street, Batley, Yorks. Tel. 426.

ELPICO

manufactured by

LEE PRODUCTS (International) LTD.

ELPICO HOUSE, LONGFORD STREET., LONDON, N.W.1.
(Telephone: EUSton 5754/6).

INVITE EXPORT ENQUIRIES

for Valves and Cathode Ray Tubes
Stereophonic and Monaural Amplifiers
Record Players and Tape Recorders
Car Radio Aerials and Electrical Components

also GELOSO EQUIPMENT (certain countries only).

★ ★ ★ ★ ★ **OSMOR STANDARD COILS** ★ ★ ★ ★ ★

Ref.	S'het	4/- each	μH
QA.1	A	6-1.1	
QHF.1 S.W. 13-35 m.	A	6-1.1	
QO.1	A	6-7	
QA.2	A	1.4-1.9	
QHF.2 S.W. 15-50 m.	A	1.4-1.9	
QO.2	A	1.1-1.6	
QA.3	A	3-5	
QHF.3 S.W. 35-120 m.	A	3-5	
QO.3	A	2.5-4.8	
QA.4	A	17-42	
QHF.4 Shipping 70-230 m.	A	17-42	
QO.4	A	10-22	
QA.5	B	130-215	
QHF.5 M.W. 190-520 m.	B	130-215	
QO.5	B	70-130	
QA.6	B	1600-2800	
QHF.6 L.W. 800-2000 m.	B	1600-2800	
QO.6	B	400-720	
QA.7	A	1.4-1.9	
QHF.7 S.W. 18-50 m.	A	1.4-1.9	
QO.7	A	1.2-1.5	
QA.8	A	100-175	

Ref.	S'het.	4/- each	μH
QHF.8 M.W. 190-560 m.	A	100-175	
QO.8	A	65-120	
QA.9	A	2000-2600	
QHF.9 L.W. 800-2000 m.	A	2000-2600	
QO.9	A	400-720	
QA.81 M.W. 190-520 m.	B	130-210	
QHF.51	B	130-210	
QA.81 M.W. 190-520	A	2000-2600	
QA.91 L.W. 800-2000 m.	A	2000-2600	

SWQ.1 31-11 mcs., with reaction... 6/-
SWQ.2 12-4.5 mcs., with reaction 6/-
QA.170 Aerial Coil for car radio ccts. pr. 12/6

QOS.170 Osc. Coil
QR.11 M.W. 190-560 Grid, Coupling and Reaction
QR.12 L.W. 800-2000, Grid, Coupling and Reaction ... ea. 4/9
QR.11D Dual range coil with reaction, pr. 12/6

B = Single Winding.

QA.81T	C-tapped for pre-set tuning M.W.	7/6
QA.91T	C-tapped for pre-set tuning L.W. Miniature push-pull circuit available, ea.	7/6
QIF.1	I.F. Filter, 450-570 kc/s. ea.	6/9
QC.1	Highly efficient All-wave Choke, 15-2000 metres ...	6/9
QC.2	Choke, 8 millihenrys ...	6/9
QWF.1	Whistle Filter, 300 mH.	6/9
QSF.1	Scratch Filter, 5 Henrys 10/6	
QFA.1	M.W. Frame Aerial, size 51 x 3 1/2 in.	2/6
QL.1	L.W. Loading Coil connects in series with QFA.1 mount 1/2 in. off chassis ...	4/-
Band 1	Pattern Filters	10/-
Variable	Attenuators	10/6
Band 1	Filter Chokes	7/6
M.W.	Ferrite Rod Aerial 8 x 1/2 in.	8/9
M.&L.W.	Ferrite Rod Aerial 8 x 1/2 in.	12/9
QT.6	Bias Filter Coil	7/6
QT.7	Treble Boost Coil	27/8

QT.9	Bias Osc. Coll.	7/6
QA4/SM.	QA5/SM. QA6/SM. QA4/SM. QA5/SM. QA6/SM. QA7/SM. QA8/SM. QA9/SM. QA10/SM.	5/- ea. (with Ferrite cores)


SUB-MINIATURE I.F. TRANSFORMERS

with Ferrite core and high efficiency
Ferrite Pot

OSMOR RADIO PRODUCTS LTD., 418 BRIGHTON ROAD, S. CROYDON, SURREY

METRIX introduce two new instruments

WOBULOSCOPE TYPE 230B WOBULATOR TYPE 210



- 5 — 220 Mc/s in one range
- SWEEP : 1, 2, 5, 10, 20 Mc/s
- OUTPUT : 0 — 100 mV.

BRIEF SPECIFICATION

FREQ. COVERAGE : 5-220 Mc/s in one range.

SWEEP : 1, 2, 5, 10, 20 Mc/s

OUTPUT : 0-100 mV (75 Ω)

SINGLE OR DOUBLE TRACE

(ZERO REFERENCE TRACE ON 230B)

EXTERNAL MARKER FACILITY

ACCESSORIES

Injector and detector probes,
low-pass filter, 75/300 Ω adaptor.

Two new models designed to meet the need for inexpensive, reliable instruments of robust construction for the alignment of R.F., I.F. and F.M. amplifiers and F.M. discriminators.

Available as either a basic wobulator or with built-in oscilloscope the instruments are of high stability and linearity of sweep.

METRIX INSTRUMENTS LIMITED

SALES DEPARTMENT, 54 VICTORIA ROAD, SURBITON, SURREY — Tel: ELMBRIDGE 2776

PREMIER



207, EDGWARE ROAD, LONDON, W.2.

Tel: AMB 4033 & PAD 3271

YOUR LEADING DO-IT-



THE *Petite*
PORTABLE
MAY BE BUILT FOR
£7-7-0

plus 3/- post & pkg.

Batteries extra.

HT 10/- (Type B126) or equivalent.

LT 1/6 (Type AD 35) or equivalent.

- ★ Size only 8in. x 8in. x 4½in.
- ★ Weight including batteries 5½lb.
- ★ 4 valves of the economy type.
- ★ Medium and long wave superhet circuit.
- ★ High Q frame aeriels.
- ★ High sensitivity on both wavebands.

- ★ Prealigned IF transformers.
- ★ 5in. speaker of the latest type.
- ★ Automatic on/off switch operated by lid.
- ★ Designed in our own laboratory.
- ★ Backed by an up-to-date Technical Information Dept.
- ★ Components available separately if desired.
- ★ Simple to construct, using normal soldering methods.
- ★ Instruction book 1/6.

PREMIER PORTABLE—STEREO AMPLIFIERS

THE PREMIER STANDARD STEREO PORTABLE

Put it together yourself and save pounds!

2 Premier 1 valve 2½ watt Amplifiers, £5/19/6, plus pkg. and post 4/6.
Amplifier Cabinet. £2/19/6, plus pkg. and post 5/-.

Elliptical 7x4in. Speaker, £1/1/6, plus pkg. and post 1/6.
5in. Speaker, 22/6, plus pkg. and post 1/6.


Extension Speaker Cabinet matching the Premier Amplifier cabinet, 19/6. Suitable for either 7x4in. or 5in. loudspeaker.

Also Elliptical Speaker 8x5, £1/7/6.

PREMIER DE LUXE STEREO RECORD PLAYER AMPLIFIER

This is a 4-valve Stereo Amplifier with tone balance, speaker switch and volume control, size 12in. long, 5½in. high, 8in. wide, output of each section is 3½ watts, £8, plus pkg. and post 4/6.
De Luxe Portable Cabinet suitable for housing the above Stereo Amplifier with detachable lid which will accommodate an 8in. x 5in. Elliptical Speaker, overall size of Cabinet 13½in. x 13½in. x 8in. deep. Price 75/-, plus 5/- pkg. and postage.

Collaro 4-speed Changer. £7/19/6, plus 5/- pkg. and postage. BSR 4-speed Changer, £6/19/6, plus 5/- pkg. and post.




DRAMATIC PRICE REDUCTIONS

SUPERHET may be built for **£7.7.0** plus 3/- p.p.

T.R.F. may be built for **£5.10.0** plus 3/- p.p.

These two receivers use the latest type circuitry and are fitted into attractive cabinets 12in. x 6½in. x 5½in. in either walnut or ivory bakelite or wood 1/- extra. Individual instruction books 1/- each, post free.



PREMIER BATTERY ELIMINATOR

Housed in two containers which are to replace AD 35 and B126 Batteries.

KIT 37/6

Plus 2/- post and packing. Only suitable for use with DK96 Series valves.



Build the "MAYFAIR" TELEVISOR
which gives complete SAFETY to the constructor!

These Televisors use a double wound mains transformer which gives you complete safety from contact with the mains supply when handling the chassis or controls.


★B.B.C. & I.T.A. DESIGN
WITH NEW TURRET TUNER

MAY BE BUILT FOR

£33-7-11

PLUS COST OF C.R.T.

Build in 5 Easy Stages. Full Construction details available. Instruction Book 3/6 Post Free



SEND FOR IT NOW!

OUR 1959 FULLY ILLUSTRATED

COMPONENTS CATALOGUE

Quick reference guide to the latest and widest range of keenly priced components for:-

● RADIO ● STEREO & MONAURAL GRAM EQUIPMENT ● STEREO & MONAURAL TAPE EQUIPMENT

Also Comprehensive Section on:-

● SPEAKERS ● TAPE RECORDERS ● AMPLIFIERS

STIFFENED COVERS · PHOTOGRAPHIC ILLUSTRATIONS



PRICE POST PAID

1/6

PLEASE ADDRESS ALL MAIL ORDER ENQUIRIES TO



RADIO CO

YOURSELF SPECIALISTS 23 TOTTENHAM COURT RD., LONDON, W.1. Tel: MUSeum 3451

Special Offer



Limited Quantity Only

THE NORA AM/FM RADIOGRAM CHASSIS

Designed for the American market by a famous continental manufacturer.

CASH £16.19.6 Plus 7/6 packing and carriage.

This Chassis is of the very latest design and has a much wider coverage on F.M. than Standard Receivers. It has 5 valves plus a full-wave Metal Rectifier, piano type push buttons for long, medium, F.M. and Gram, separate tuning on F.M. and A.M. and incorporating a Ferrite Rod Aerial for medium and long wave-bands, also Gram Pickup switching. Output 5 watts. Dial size: 12½ × 2½ in. Overall size: 12½ × 5½ × 7½ in.



Introducing the PHONOTRIX BATTERY TRANSISTOR MINIATURE TAPE RECORDER

Supplied complete with Microphone and small Loudspeaker, operates on 4 U2 Torch batteries, weighs only 4lb. and plays for 30 minutes. Size 6¼ × 4¼ × 3½ in. **26gns.** complete plus 5/- Retail Price **26gns.** pkg. and post.

MAINS UNIT NOW AVAILABLE

Making the Phonotrix the only tape recorder that operates both on battery and mains. Size 4¼ × 3½ × 1½. Price 4 Gns.

LORENZ MODEL PL 562 4-speed gram. motor. Price £3/13/6.

THE PREMIER

7 WATT STEREPHONIC AMPLIFIER KIT




This amplifier uses two ECL82 valves, one 12AX7 valve, one E2Z60 valve rectifier. Provision is made for both 3 ohms and 15 ohms speakers. The base and treble tone controls are ganged and balance is achieved with a separate control. Part may be assembled on a gold hammered finished chassis, with a

black perspex dial with gold lettering. Complete set of parts. Price £7/19/6. Instruction booklet 1/-. Plus 6/- P. & P. Or assembled £8/19/6.

PREMIER 3 x 3

STEREPHONIC AMPLIFIER KIT



This amplifier uses two ECL82 valves and E2Z60 rectifier. Ganged tone and volume controls together with a balance control are provided. Complete set of parts.

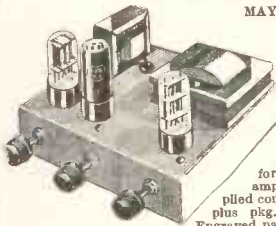
Price £6/6/0. Instruction booklet 1/- Plus 3/6 P. & P. Or assembled £7/7/0.

4 WATT AMPLIFIER

MAY BE BUILT for

£45.0

plus 2/6 P.P. Instruction Book 1/- post free



A steel case is now available, complete with engraved panel, for 15/6 extra. The amplifier may be supplied complete for £55/- plus pkg. and post 3/6. Engraved panel 9/6 post free.

RECORD CHANGERS


Garrard RC121	£10 19 6
Garrard RC120	£9 19 6
Collaro Conquest	£7 19 6
BSR UA8	£6 19 6

Junction Transistors 10/- each.

THE "TRANSIDYNE"

Printed Circuit Transistor Pocket Superhet

A printed circuit pocket-size Transistor Receiver, professional in appearance and of outstanding performance. Incorporates T.C.C. printed circuit, six transistors (push-pull) to cover medium and long waves, utilises 2 Ever Ready, or equivalent, No. 8 batteries. Attractive cream and red plastic cabinet with engraved dial. Overall dimensions 7½ in. × 3½ in. × 1½ in. Total weight when assembled, including batteries, only 20 oz. Our price for all required components, including batteries, £11/19/6. plus 2/6 pkg. and post. Complete cabinet and dial assembly, printed circuit, battery holder, nuts and bolts and full assembly instructions, 25/-, plus pkg. and post 1/6.



VERDIK Tape Recorder

A genuine Hi-Fi recorder at a price all can afford. The star-studded Verdik 81 tape recorder is made to very high standards with particular emphasis on trouble-free long-term stability.

FIVE STAR FEATURE

Separate record and playback amplifier and 3 head system allows playback of tape as you record. No more ruined recordings—you hear it as you record it.

Tape speeds 2 1/2 in./sec., 7 1/2 in./sec. Separate record and playback amplifiers. Five valves plus magic-eye level indicator. High flux internal speaker.

Frequency range 40 c/s to 12 kc/s. Corrected output for playback through your Hi-Fi amplifier. Provision for use of external speaker.

Supplied complete with 1,200ft. tape and microphone. Price 45 gns.

Hire Purchase Deposit 10% of 45 gns. Repayments to suit you.

THE CONNOISSEURS CHOICE OF STEREO EQUIPMENT

Amplifiers
AVANTIC SPA II Stereo Amp. 28 gns.
 Jason J2-10 10 x 10 watt, complete £37/10/-.

Premier Stereo Outfit No. 1
 Comprising J2-2 pre-amp. and 2 high quality 12 w. amplifiers, £44/2/-.


Premier Stereo Outfit No. 2
 For those with a Monaural system comprising J2-2 pre-amp. and 1-12 watt amplifier, 30 gns.
 Rogers stereo pre-amp., 18 gns.

Stereo Pick-up Cartridges	
Ronette	£3 9 6
Ronette T/O	£4 5 3
Acos T/O	£2 15 5
B.J. Diamond	£6 18 6

Players	
All makes in stock inc.	
Garrard 301	£26 8 3
Garrard 4HF	£19 8 6
Speakers	
Corner Encl. for Goodman	12 gns.
Goodmans Axion 300	£11 5 9
Goodmans Axion 400	£16 1 0
Corner Cabinet (8in.) for Axiette 300	9 gns.
Goodmans Axiette	£6 18 6
WB HF1016	£8 0 0

A COMPLETE RANGE OF ALL MAKES OF EQUIPMENT BOTH MONAURAL AND STEREO AVAILABLE.

GENEROUS H.P. TERMS AVAILABLE. MINIMUM DEPOSIT NOW ONLY 10% REPAYMENTS TO SUIT YOUR POCKET!



BY APPOINTMENT
TO H.R.H. DUKE OF EDINBURGH
SUPPLIERS OF
RADIO TELEPHONE EQUIPMENT
PYE TELECOMMUNICATIONS LTD.

ANNOUNCING THE LATEST RANGER RADIOTELEPHONE

**A complete series of fixed
and mobile equipment
AM or FM**



MAIN FEATURES:

- Available from 25 Mc/s to 174 Mc/s.
- F.M. or A.M. simplex or duplex
- Low battery drain
- Split-channel selectivity
- Unit chassis construction
- Up to 6 switch-selected channels
- Light weight
- Low cost installation and maintenance

The following features are optional:


Channel spacing. A.M. Type V: 20, 25, 30 kc/s. Type N: 40, 50, 60 kc/s; Type W: 100 kc/s or greater. F.M. Types: 40, 50 or 60 kc/s. Public address and Re-broadcast facility on A.M. Types. Fist microphone or telephone handset.

Mobile Range Equipment

PTC 2001/2	5 watt	A.M.	Dash-Mounted Unit
PTC 2101/2	5 watt	A.M.	Boot-Mounted Unit
PTC 2201/2	15 watt	A.M.	Boot-Mounted Unit
PTC 3001/2	10 watt	F.M.	Dash-Mounted Unit
PTC 3101/2	10 watt	F.M.	Boot-Mounted Unit
PTC 3201/2	20 watt	F.M.	Boot-Mounted Unit

Fixed Stations

PTC 723/4	15 watt	A.M.	Fixed Station
PTC 753/4	50 watt	A.M.	Fixed Station
PTC 8701/2	20 watt	F.M.	Fixed Station



PYE TELECOMMUNICATIONS LTD.
NEWMARKET ROAD
CAMBRIDGE
Telephone: T.VERS HAM 3131
Cables: PYE TELECOM CAMBRIDGE



*All Ranger Mobile Models
are available for 6, 12 or 24
volts power supply.*

Please write for further details

Wireless World

ELECTRONICS, RADIO, TELEVISION

Managing Editor : HUGH S. POCOCK, M.I.E.E.
Editor : F. L. DEVEREUX, B.Sc.

FEBRUARY 1959


In This Issue

- 51 Editorial Comment
- 52 Time Past—Spark and Arc *By P. P. Eckersley*
- 55 World of Wireless
- 57 Personalities
- 59 Evaluating Aerial Performance—1 *By L. A. Moxon*
- 66 The Bifilar-T Circuit *By Thomas Roddam*
- 72 Ionosphere Review 1958 *By T. W. Bennington*
- 74 Letters to the Editor
- 79 Technical Notebook
- 81 Relativity *By "Cathode Ray"*
- 85 Short-Wave Conditions
- 86 A Television Prompter *By R. C. Whitehead*
- 87 Cooling Airborne Electronic Equipment *By L. A. Williamson*
- 92 Alternatives to the Wien Bridge *By J. F. Young*
- 96 Manufacturers' Products
- 98 News from the industry
- 99 February Meetings
- 100 Random Radiations *By "Diallist"*
- 102 Unbiased *By "Free Grid"*

VOLUME 65 No. 2

PRICE: TWO SHILLINGS

FORTY-EIGHTH YEAR
OF PUBLICATION



Offices: Dorset House,
Stamford Street, London,
S.E.1


Please address to Editor,
Advertisement Manager or
Publisher, as appropriate

Telephone:
WATERloo 3333 (65 lines)

Telegraphic Address:
"Ethaworld, Sedist, London."

© Iliffe & Sons, Ltd. 1959. Permission in writing from the Editor must first be obtained before letterpress or illustrations are reproduced from this journal. Brief abstracts or comments are allowed provided acknowledgment to the journal is given.

PUBLISHED MONTHLY (4th Tuesday of preceding month) by ILIFFE & SONS LTD., Dorset House, Stamford Street, London, S.E.1. Telephone: Waterloo 3333 (65 lines). Telegrams: "Iliffepres, Sedist, London." Annual Subscriptions: Home and Overseas, 21 15s. 0d. Canada and U.S.A., \$5.00. Second-class mail privileges authorised at New York, N.Y. BRANCH OFFICES: BIRMINGHAM: King Edward House, New Street, 2. Telephone: Midland 7191. COVENTRY: 8-10, Corporation Street. Telephone: Coventry 25210. GLASGOW: 26B, Renfield Street, C.2. Telephone: Central 1265. MANCHESTER: 260, Deansgate, 3. Telephone: Blackfriars 4412. NEW YORK OFFICE: U.S.A.: 111, Broadway, 6. Telephone: Digby 9-1197.



Introducing an addition to the Mullard Technical Handbook

Data sheets on Mullard semiconductor and photoelectric devices are now available in a separate volume of the Mullard Technical Handbook. This addition to the Handbook Service enables circuit designers to be kept fully informed of the latest developments in semiconductor diodes, transistors and photocells.

The Mullard Technical Handbook is a loose-leaf publication, issued on a subscription basis and containing data sheets on all Mullard valves, tubes and semiconductor devices in current production.

From one to twenty pages are devoted to each type. They include standard ratings, recommended operating conditions and performance figures for various applications, limiting values, characteristic and performance curves.

Subscribers receive supplementary or revised sheets automatically as they are issued and thereby have early intimation of new introductions.

The Handbook now comprises five volumes with the following contents:—

VOLUMES I and IA

Data on current Receiving and Amplifying Valves. Cathode Ray Tubes. Special Quality Types. Voltage Stabiliser and Reference Tubes. Cold Cathode Tubes. Small Thyratrons. Miscellaneous Valves and Tubes.

VOLUME 2

Data on earlier type Receiving and Amplifying Valves and Cathode Ray Tubes still in limited production for the maintenance of existing equipment.

VOLUME 3

Data on Power Valves for Transmitting and Industrial Equipment. Power Rectifiers. Large Thyratrons. Microwave Devices.

VOLUME 4


Data on Semiconductor Diodes, Transistors, Photoconductive Cells and Photoelectric Cells.

Full details of this service, including subscription rates and application form, will be supplied on request.

Mullard

Mullard Limited, T.S.D., Data and Publications Section,
Mullard House, Torrington Place, London, W.C.1.





7000 Mc/s PORTABLE OUTSIDE BROADCAST LINK FOR TELEVISION

This equipment comprises a number of easily portable units forming independent frequency-modulated transmit and receive terminals operating in the frequency range 7050 Mc/s to 7300 Mc/s.

The design is based on considerable experience gained since 1948 with S.T.C. portable television links supplied to the British Broadcasting Corporation. Over 70 systems have since been supplied to the B.B.C. and administrations in various parts of the world.

- Suitable for 405-, 525-, or 625-line, monochrome or colour, television picture transmission.
- CCIR Approved I.F. frequency of 70 Mc/s.
- Highly efficient electrical screening allows working on same mast as high-power television transmitter.
- High-frequency stability without A.F.C. Circuits.
- New light-weight aerial with waterproof transmit and receive head units.
- No forced air cooling in head units.
- Has built-in lining-up equipment.
- Range 30 to 40 miles. Extended by connecting a limited number of links in tandem.

Used by the
B.B.C.


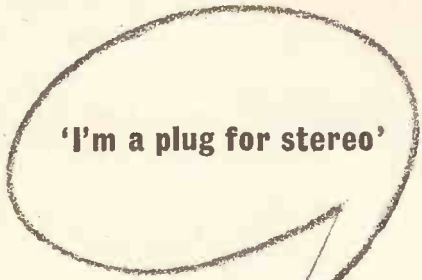
S.T.C. engineers can advise on all problems concerning radio links for both television and telephone transmission.



Standard Telephones and Cables Limited

Registered Office: Connaught House, Aldwych, London, W.C.2

TRANSMISSION DIVISION: NORTH WOOLWICH · LONDON E.16



ACOStereo Cartridge Type 71 will play an important part in bringing first-rate stereo sound to many thousands of enthusiastic hearers.

It fits several well-known makes of pick-up arms and plug-in heads, and also serves in the conversion of conventional players to stereo.*

ACOStereo Turn-over Cartridge Type 73 achieves superb reproduction



of all three kinds of records—stereo, LP and standard.

The Type 73 has already been adopted for many of the leading makes of pick-ups in this country (and abroad). As you would expect from Acos, these ACOStereo cartridges, too, are reasonably priced, and combine top value with top performance.

**If you are in doubt where Type 71 can be fitted, please ask us.*



ARE DOING THINGS IN STYL

**"BELLING-LEE" NOTES
CONTACTS
PLUGS and SOCKETS**

2nd of a series

Generally one part, either the plug or the socket is resilient, and the other solid. For several years there has been a growing preference for solid plugs and resilient sockets. On the assumption that the resilient member is that most likely to be damaged, the technical argument revolved around the question—Should the socket be solid and be included as an integral part of the equipment, with the free plug resilient and capable of being reformed if damaged, or should the plug be solid, and the socket be resilient and in such a position that it would have

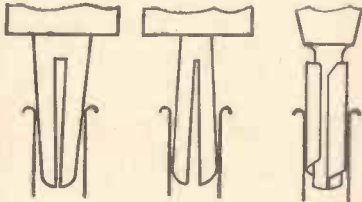


Fig. 1 Fig. 2 Fig. 3

1. A tapered plug tends to jump out of its socket under the slightest vibration, or to rest under its own slight weight, giving intermittent contact.
2. A plug wider at the point of entry is a great improvement. This plug is unlikely to jump out as vibration tends equally to move it in or out.
3. With an "O-Z" plug multi-point contact can be expected as most of the spring surface is making contact. The spring allows free movement in any direction.

to be replaced if distorted by the insertion of an oversized plug or test prod? Of course, a carefully designed resilient socket can be protected by a solid metal entry, by a strong spring circlip and/or by the design of the insulator behind which the socket is secured.

Amongst resilient plugs, probably the commercial one nearest to the ideal is that known as the "O.Z." plug where the contact surface is a plated phosphor bronze leaf formed round a solid pin as in Fig. 3, and which tends to take the form of the socket, hugging its parallel sides and providing an exceptionally low resistance contact. Such a plug stands up to quite exceptional vibrations without faulting, but unfortunately does not lend itself mechanically for use in resilient sockets. British Standards specifications lay down certain gauging procedure, for example the limits set on a plug to mate with a nominal 1/16 in. socket are such that the smallest plug must make good contact in the largest socket after repeated insertions of a plug on top limit.

Next month we will continue with multi-way plugs and sockets.

Advertisement of
BELLING & LEE LTD.
Great Cambridge Rd., Enfield, Middx.
Written 11th December, 1958



**"BELLING-LEE"
MINIATURE
COAXIAL UNITORS**

These Coaxial Unitors are designed to be used in conjunction with our present series of 'Domino' Unitors, and may be mounted with them in two- or three-way shrouds.

Each Unitor carries two miniature coaxial connectors which are of similar design to the plug and free socket of the L.1417 series and can be interconnected with them.

The brass shrouds (L.1404, L.1405 and L.1406) for mounting one, two or three Unitors, are each available for either flush or surface mounting.

Each Unitor is polarised by means of a flat on the locating spigot, so that the two coaxial ways cannot be accidentally interchanged.

MECHANICAL DATA

Weight: 1.04 oz. 29.5 g.

Materials: Unitor body: Black Phenolic material X17163
Outer conductor: Aluminium alloy Inner conductor: Gold-plated
brass Dielectric: P.T.F.E. Circlip: Nylon

Maximum cable size over outer conductor 1/8" (3 mm.)


Withdrawal force: 4.5 lb. (2 kg.)

BELLING & LEE LTD

GREAT CAMBRIDGE ROAD, ENFIELD, MIDDX., ENGLAND

Telephone: Enfield 3322 Telegrams: Radiobel, Enfield

Emitape



the magnetic recording tape with the highest technical standards

- * High sensitivity
- * Low noise level
- * Low 'print through' factor
- * Anti-static
- * Freedom from curl and stretch

"88" GENERAL PURPOSE

"99" LONG PLAY

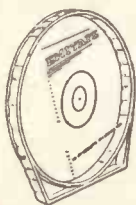
Type No.	Title	Size	Length approx.	Price in EMICASE	Price without EMICASE
88/3	"Message"	3" dia.	175'	—	7 6
99/3		3" dia.	250'	—	9 6
88/3N		3½" dia.	175'	—	7 6
99/3N		3½" dia.	250'	—	9 6
88/6	"Junior"	5" dia.	600'	£1 3 6	£1 1 0
99/9		5" dia.	850'	£1 10 6	£1 8 0
88/9	"Confidental"	5½" dia.	850'	£1 10 6	£1 8 0
99/12		5½" dia.	1200'	£1 17 6	£1 15 0
88/12	"Standard"	7" dia.	1200'	£1 17 6	£1 15 0
99/18		7" dia.	1800'	£2 12 6	£2 10 0
88/18		8½" dia.	1750'	—	£2 17 6
99/24	"Professional"	8½" dia.	2400'	—	£3 12 6



Emicase

now available separately!

the polystyrene container that solves tape storage problems, protects spools from dust and allows easy identification of leader tapes.



7" - 4s. 0d; 5½" - 3s. 6d; 5" - 3s. 6d.

E.M.I. SALES & SERVICE LTD
 (Recording Materials Division)
 HAYES . MIDDLESEX
 Tel: SOUTHALL 2468

Aspects of design

8

TELEVISION LINE OUTPUT STAGES

This is the eighth of a series of special features dealing with advanced problems in television and radio circuit design to be published by Siemens Edison Swan.

The Ediswan Mazda Applications Laboratory will be pleased to deal with any questions arising from this or other articles, the ninth of which will appear in the March 1959 issue.

Practically all modern television line output stages operate on the "energy recovery" or "resonant return" principle. In this operation a current in the deflector coil is caused to increase linearly with time. At the extreme limit of deflection a large current has been established in the coil and this current flowing through the coil's inductance represents a high stored energy. During the flyback interval the coil performs half a cycle of free oscillation at a frequency determined by the capacity loading of the circuit. At the end of this interval the current in the coil is almost of the same magnitude as it was at the beginning but in the opposite direction. Since every effort is made to keep circuit losses small, the stored energy in the coil will be only slightly less than at the end of the scanning stroke. The coil voltage is then clamped by the efficiency diode and the current collapses linearly, transferring this stored energy to a large capacitor where it serves to "boost" the H.T. line and in so doing, provides the first part of the next deflection stroke. (See for example "Television Timebase Circuits", C. H. Banthorpe, Norman Price (Publishers) Ltd.)

In Great Britain, such circuits are usually operated with the pentode output valve behaving as a low resistance switch connecting the boosted supply potential to the inductance load. The pentode conducts for only part of the forward stroke, being switched on shortly before the current through the efficiency diode has collapsed to zero. The grid voltage is brought from a value well below cut-off to a point at which it is held by grid current and thereafter, for the remainder of the forward stroke, the grid exerts no control. Typical waveforms are shown in Fig. 1.

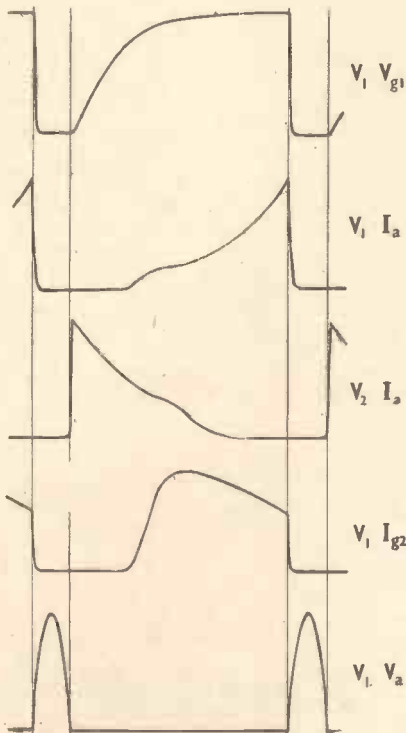


Fig. 1

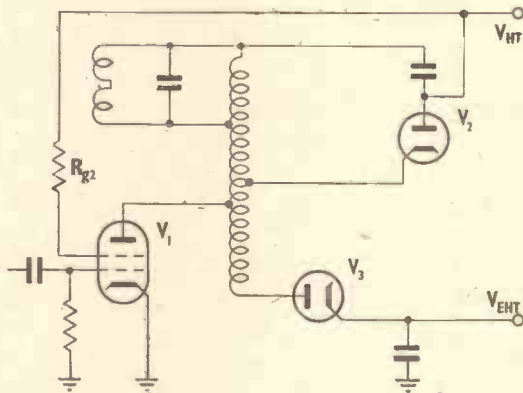


Fig. 2

Basic line output stage with EHT generation

The pentode current builds up at very low anode voltage, the working point rising up the "knee front" of the $I_a - V_a$ characteristic. If the normal practice of using a fully decoupled screen resistor is followed this results in a constant screen voltage during the whole cycle. Thus if this screen voltage is high enough for the valve to pass the current at the end of scan, then when the valve is first switched on, with anode voltage and current practically zero, the screen current could be prohibitively high. This would result in the screen dissipation limit being exceeded with consequent deterioration of performance and probably life. In order to avoid this the screen decoupling condenser is omitted so that the screen voltage is low at the start of pentode conduction and high at the end of the forward stroke when maximum anode current is required.

Under these conditions it is difficult to measure the screen wattage accurately. The most satisfactory method is to measure the screen current by means of two meters, one a normal moving coil milliammeter measuring the mean current I_M and the other a thermal milliammeter measuring true r.m.s. current $I_{r.m.s.}$. The wattage dissipation in the screen is then given by

$$W_{g2} = V_{HT} \times I_M - R_{g2} \times I_{r.m.s.}^2$$

where V_{HT} is the H.T. line supply voltage at the high potential end of the screen dropping resistor R_{g2} .

During the flyback interval the output valve is cut off to enable the current in the deflector coil to perform the half cycle of free oscillation referred to above. It is important that the valve should be completely cut off otherwise its anode impedance will damp the oscillation. This is more difficult than it may appear because, during flyback, there is a high positive peak voltage on the anode which modifies the cut off voltage in spite of the presence of the screen grid. A peak to peak drive voltage of at least 130 or 140 volts is therefore usually required.

The rate of cut-off must be as fast as possible and the grid should be maintained at this extreme negative value until well after the positive maximum of the anode voltage. This is more easily achieved with a multivibrator type of drive circuit than with a blocking oscillator. Lack of attention to this point results in considerable variation of performance between valves and, usually, shortage of E.H.T.

SIEMENS EDISON SWAN LIMITED An A.E.I. Company
 Technical Service Department, 155 Canning Cross Rd., London, W.C.2.
 Telephone: GERrard 8660. Telegrams: Sieswan, Westcent, London.

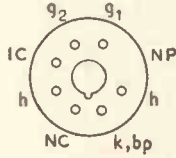
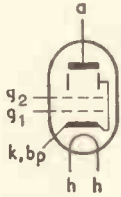
EDISWAN MAZDA 30P4

Line Output Beam Tetrode, for a.c./d.c. Mains Television Receivers

Heater Current (amps)	I_h	0.3
Heater Voltage (volts)	V_h	25

Base: International Octal (107)

TOP CAP: Anode



VIEW OF FREE END

MAXIMUM DESIGN CENTRE RATINGS

Anode Dissipation (watts)	$P_{a(max)}$	10
Screen Dissipation (watts)	$P_{g2(max)}$	4
Cathode Current (mA)	$I_{k(max)}$	160
Anode Voltage (volts)	$V_{a(max)}$	400
Peak Anode Voltage—Pulse Positive* (kV)	$V_{a(pk)max}$	6†
Screen Voltage (volts)	$V_{g2(max)}$	250
Peak Screen Voltage—Pulse Negative* (volts)	$V_{g2(pk)max}$	2000
Heater to Cathode Voltage (volts) (r.m.s.)	$V_{h-k max}$	200
Grid 1 to Cathode Circuit Resistance (MΩ)	$R_{g1-k(max)}$	1

*The pulse ratings are for Television Line Scan where the applied voltage pulse does not exceed 15% of one scanning cycle or 15 microseconds duration.

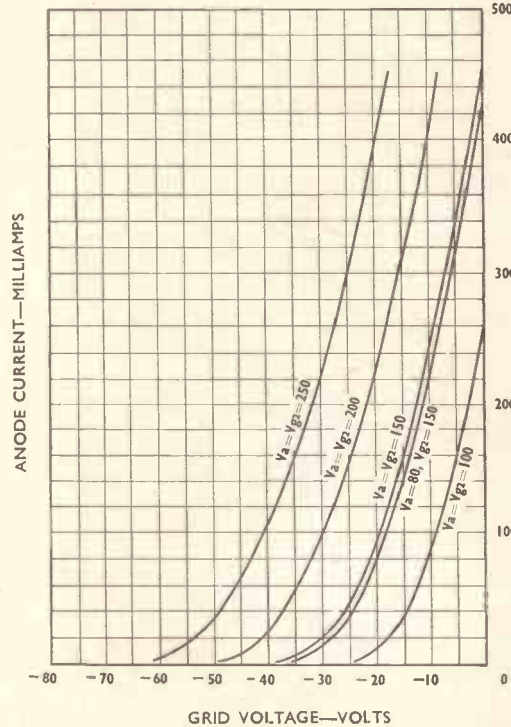
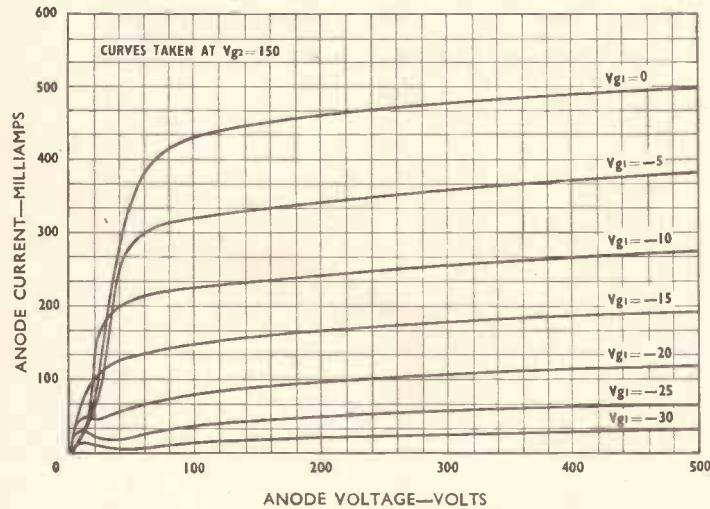
†The absolute rating of 7.5 kV must not be exceeded.

INTER-ELECTRODE CAPACITANCES

Grid 1 to Earth (pF)	C_{in}	20
Anode to Earth (pF)	C_{out}	10
Anode to Grid 1 (pF)	C_{a-g1}	0.3

MAXIMUM DIMENSIONS

Overall Length (mm)	113
Diameter (mm)	32
Seated Height (mm)	99



Characteristic Curves of Average Ediswan Mazda Valve Type 30P4.



SIEMENS EDISON SWAN LIMITED An A.E.I. Company
 Technical Service Department, 155 Charing Cross Rd., London, W.C.2.
 Telephone: GERrard 8660. Telegrams: Sieswan, Westcent, London.

EDISWAN
 MAZDA

Marconi in Telecommunications

The post and
telegraph
authorities
of more than
80 countries
use Marconi
equipment



MARCONI

COMPLETE COMMUNICATIONS SYSTEMS
SURVEYED • PLANNED • INSTALLED • MAINTAINED

MARCONI'S WIRELESS TELEGRAPH COMPANY LIMITED, CHELMSFORD, ESSEX, ENGLAND.

M1


Plessey

on active service

- * Plessey VHF equipment provides the clear voice communication essential to any military operation.
- * Designed in conjunction with the Ministry of Supply Signals Research and Development Establishment, Plessey VHF equipment has been proved in the field by the Armed Forces.
- * Plessey VHF equipment permits instant communication—free from long range interception, interference, night effect or jamming. The caller's voice is easily recognisable.
- * Assembled in compact, water- and weather-proof units, Plessey VHF equipment ensures complete reliability under the most strenuous service conditions.
- * Plessey VHF equipment is being generally introduced in the British and Commonwealth Armies.
- * 241 separate channels of communication which may be instantly selected without 'netting' procedure.

Military V·H·F Equipment

**ELECTRONIC AND EQUIPMENT GROUP
THE PLESSEY COMPANY LIMITED
ILFORD · ESSEX · TELEPHONE: ILFORD 3040**



WIRELESS SET C.42 (*VHF Transmitter-Receiver*)

The main VHF tank set for tank-to-squadron communication. It may be used alone or in conjunction with the "B" sets listed below.



"B" WIRELESS SETS (*VHF Transmitter-Receiver*s)

These low power sets are used separately or in conjunction with the Main sets as follows:—
B.45 for tank-to-tank communication.
B.47 for tank-to-infantry communication.
B.48 for artillery, O.P. vehicles and spotter aircraft communications.

HARNESS TYPE A

There is also a complete integrated control, intercommunication and automatic rebroadcast and remote control harness, type A, for fighting vehicles.



OF COURSE YOU WANT PERFECTION

from your 'gram or 'player . . .

Monarch

alone will satisfy the critical listener



World's finest 4-speed Autochanger

Stereophonic or Monaural perfection


Renowned for absolute reliability

It will pay you to insist on a Monarch in

your new 'gram or 'player.

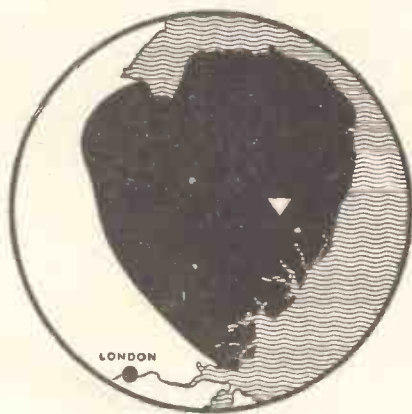


BIRMINGHAM SOUND REPRODUCERS LIMITED



THE TALLEST

TRIANGLE



A triangle with 78 inch sides, 1,000 feet high: that's to be the shape of the new East Anglia T.V. aerial mast - the tallest T.V. aerial mast in the Commonwealth. E.M.I. Electronics Ltd., entrusted with the contract, were asked to provide a special unsymmetrical radiation pattern, strong towards Norwich, Peterborough, Cambridge and Colchester, but drastically reduced towards London, the South Coast, and the Continent. By providing exceptionally high gain, through the use of a novel type of aerial array, E.M.I.'s engineers enabled the comparatively low input of 8 kw to give an effective radiated power of 200 kw in the desired directions, thus combining economy with a service of the highest quality. E.M.I., first with high definition television, is still pioneering broadcast and television equipment developments.

Engineers interested in working on our expanding aerial development programme are invited to write to our Personnel Officer.



E.M.I. ELECTRONICS LTD
 BROADCAST EQUIPMENT DIVISION
 HAYES · MIDDLESEX · TEL: SOUTHALL 2483

Vortexion quality equipment



Model W.V.B.

Our specialised MONITOR HEAD MODEL W.V.B. has an additional head and amplifier which enables this recorder to perform a number of useful functions. The most important of these is to monitor the recorded tape a fraction of a second after it is made, and if necessary compare it by throwing a switch, with the signal before it is recorded. This allows the recording engineer to make certain that he has made a first class recording before the artists leave the studio, without the necessity of waiting while another run through is made.


Additional items may be recorded one on top of another while listening to the first, since a switch is provided for the erase, and the bias, which also acts as a partial erase, can be lowered slightly, and its new value checked on the meter. In a similar manner, the original signal may be fed back and recorded, resulting in an echo, the time constant of which is controlled by the speed of the tape and the distance apart of the heads.

VORTEXION RECORDERS use a synchronous capstan motor to ensure accurate recording and play back speed.

FOUR CHANNEL ELECTRONIC MIXER

This is a studio quality electronic mixer suitable for any climate. The controls are hermetically sealed, and great care and selection of components to make certain reliable low noise operation, and individual screens prevent break through. The built-in power transformer is screened and potted, and all the microphone transformers are individually potted in selected heavy gauge mu-metal boxes. Front or rear inputs and outputs may be obtained to order. The normal output is .5 volt.

The 3-CHANNEL MIXER and PEAK PROGRAMME METER is similar to the above but has the additional meter fitted calibrated in 2 db steps from -20 db to +12 relative to I.m.w.—600 ohm. The meter is fed by the full P.P.M. 1 second time delay circuit which includes a stabiliser valve, to ensure accurate gain and calibration. The standard



output is screened primary and I.m.w.—600 ohm balanced or unbalanced by switch. Inputs and outputs may be at the front or rear, and rack panel mounting is available at the same price.

Many years of steady development have enabled us to still further improve the Vortexion W.V.A. and W.V.B. recorders.

All components which could contribute to noise or reliability are carefully measured and selected individually before incorporation, resulting in an exceedingly low background noise and distortion with frequency response within ± 1.5 db 50-10,000 c/s and ± 3 db 40-12,000 c/s at $7\frac{1}{2}$ " per second.

★ The meter fitted for reading signal level will also read bias voltage to enable a level response to be obtained under all circumstances. A control is provided for bias adjustment to compensate low mains or ageing valves.

★ A lower bias lifts the treble response and increases distortion. A high bias attenuates the treble and reduces distortion. The normal setting is inscribed for each instrument.

★ The distortion of the recording amplifier under recording conditions is too low to be accurately measured and is negligible.

★ A heavy mu-metal shielded microphone transformer is built in for 15-30 ohms balanced and screened line, and requires only 7 micro-volts approximately to fully load. This is equivalent to 20ft. from a ribbon microphone and the cable may be extended 440 yds. without appreciable loss.

★ The 0.5 megohm input is fully loaded by 18 millivolts and is suitable for crystal P.U.s, microphone or radio inputs.

★ A power plug is provided for a radio feeder unit, etc. Variable bass and treble controls are fitted for control of the play back signal.

★ The power output is 4 watts heavily damped by negative feedback and an oval internal speaker is built in for monitoring purposes.

★ The play back amplifier may be used as a microphone or gramophone amplifier separately or whilst recording is being made.

★ The unit may be left running on record or play back, even with 1,750ft. reels, with the lid closed.

Full details and prices of the above on request

VORTEXION LIMITED, 257 263 The Broadway, Wimb'edon, London, S.W.19

Telephones: LIBerty 2814 and 6242-3

Telegrams: "Vortexion, Wimble, London."

Caslite

IRON DUST CORES

Recent development in the production of Caslite iron dust powders make it possible to offer a range of cores suitable for use at any frequencies—up to 300 mc/s in favourable circumstances. Strong and light, possessing the electrical characteristics appropriate to the application, Caslite iron dust cores provide a ready answer to many of today's design and production problems, particularly in the growing fields of VHF, television and frequency modulation. They are supplied in a wide range of standard sizes and shapes, but the powders can be bonded and moulded into almost any shape to suit customers' special requirements. Comprehensive brochure on Caslite Iron Dust Cores available on request.


- * Effective permeability to $\pm 2\%$
- * Q factor not lower than 5% below agreed standard
- * Mechanical sizes held to within normal tolerances
- * Standard cores include: Screw Cores, including the new self locking feature—Cup or Pot Assemblies, Standard Insert Types, Sleeves, Cylinders and Discs, Choke Cores.

CHEMICAL AND METALLURGICAL DIVISION
COMPONENTS GROUP
THE PLESSEY COMPANY LIMITED

Wood Burcote Way, Towcester, Northants. Tel: Towcester 312

Overseas Sales Organisation:
Plessey International Limited · Ilford · Essex · Telephone Ilford 3040

Plessey



Send for this brochure.

Is your amplifier good enough for broadcasting and recording ?

State here

yes
or
no




If NO we will send you full particulars of our amplifiers.

If YES we will make sure we have your name on our mailing list for details of our new stereo amplifiers and future products.

NAME

ADDRESS

WW/2/59



Leak amplifiers were the first in the world to be marketed with a distortion content as low as 0.1%, a claim received with incredulity in 1945 but which was subsequently confirmed by the National Physical Laboratory and has since become an accepted world-wide standard.

LEAK amplifiers are the choice of professional engineers such as the B.B.C. (over 500 delivered), the South African Broadcasting Corporation (600), ITV and many other Commonwealth and overseas broadcasting and TV systems, who use them for transmitting and/or monitoring (quality checking) the broadcasts to which you listen.

Also many of the gramophone records you buy are cut via LEAK amplifiers. This acceptance by professional audio engineers has led to a demand for Leak equipment from music-lovers throughout the world.

From long experience and by extreme attention to design details during development work on the pre-production models, we enable our craftsmen to achieve a high output per man-hour. The labour costs thus saved offset the increased costs incurred for high-grade materials, components and finishes, and this, together with quantity production (made possible only by a world-wide market), explains how quality products may be sold at reasonable prices.




The First Name
in High Fidelity

H. J. LEAK & CO. LTD., BRUNEL ROAD,
WESTWAY FACTORY ESTATE,
LONDON W.3. ENGLAND.

Telegrams : Sinusoidal, Ealux, London
Telephone : SHEpherds Bush 1173/4/5 Cables : Sinusoidal, London

Ask your dealer for a demonstration of LEAK equipment including the NEW POINT ONE STEREO pre-amplifier and STEREO 20 power amplifier.



17E. Dimmer or Regulator.
To all resistance 1,000 ohms maximum current of .59 amps. This is a beautiful unit which uses a 32 position stud switch, resistance is divided into 31 sections each approx. 30 ohms. In ventilated metal case, size approx. 7in. x 7in. x 5in. with wall mounting brackets and large control knob, 27/6 plus 2/6 post and insurance.



14E. Instrument transformer primary 230 v. secondaries 6.3 at 3/4 amp, and 2 of 85 v. at 10 mA. 8/6 plus 1/6 p. & p. **Industrial Overhead Heater**



This overhead heater warms only the area within its radiant rays, and so effects a considerable saving of fuel. Its benefits are felt immediately, there is no warm-up period. It is essentially a personal type of heater, having controls within easy reach of the operative. The controls give four variations of heat and "Off." At maximum heat the unit consumes 1kW.

The Infray Major is of particular use:—
(a) In large rooms, warehouses, lofts, machine shops, etc., where the cost of heating the whole room to a comfortable level would be too great.
(b) In rooms which in the main have to be kept cool, e.g., food storage chambers, bar cell rs, etc.
(c) In any situation where local heating is required quickly.

Price is 25/1 3/4, plus 7/5 carr. New Model gives heat only, uses copper clad Infra-red element, 2 kW. rating. Complete with polished reflector easily removable for cleaning, and suspension on the 25/5/6.


Latest AVO Testmeter



With a free Gift. Can be yours for only 10/- deposit and 19 payments of 10/- fortnightly. Like all AVO meters it is a very fine instrument: it has a sensitivity of 10,000 ohms per volt and 19 most useful ranges as follows— D.C. volts 0-1,000 (seven ranges), A.C. volts 0-1,000 (five ranges). D.C. Current 0-1 amp. (5 ranges), resistance 0-2 megs. (2 ranges). (Complete with test leads). Immediate delivery. Cash Price 29/10/-—non-callers please add 3/6 post and ins. **FREE GIFT**—All purchasers of the above item this month will receive Range Extender scale and data for measuring capacity inductance etc., etc.



THIS MONTH'S SNIP

High output car battery charger, gives quick (car start charge) or trickle charge. Input standard A.C. mains, output 8 or 12 volt at 1-24 or 4 amps. With meter and variable charge selector. Complete in hammer finish lowered case. Only 75/- plus 4/6 carriage, or 10/- deposit and 8 fortnightly payments of 9/- New and unused, guaranteed for 2 years.



10C—MANSBRIDGE (PAPER) CONDENSER. .5 mfd. rated at 4,000 v., but safe for much higher voltage. Size approx. 5in. x 3in. x 3in., 15/- 20—2 mfd. 500 v., size 2 1/2in. x 2in. x 1 1/2in., 2/6. 3C—1 mfd. 3,000 v. working, size, 3in. x 3 1/2in. x 2 1/2in., 10/- 4C—80 mfd. 300 v., size 4 1/2in. x 7in. x 3 1/2in., 5/- 5C—25 mfd. 2,500 v., size 3in. x 3 1/2in. x 2 1/2in., 7/6.
6C—MICA CONDENSER. .0011 mfd. 28,000 v., size 3 1/2in. x 3 1/2in. x 2 1/2in., 15/- each.
8C—ELECTROLYTIC CONDENSER. 150 mfd. 25 v., size 2 1/2in. x 2 1/2in. x 1 1/2in., 2/6.
10C—TRANSMITTING CONDENSER. Type No. 1970/300, American made (Aerovox) .0012 mfd., 20,000 v., size 5in. diameter 4in. high, 24/15/- 11C—.002 mfd., size 3 1/2in. diameter 2 1/2in. high, 25/- each.
12C—TRANSMITTER CONDENSER. Type W3772, .001 mfd., 9,600 v., 15/- each.

13E. Remote Control Contactor. Double pole, rated for 30 amps. D.C. but suitable for much higher current on A.C. magnetic arch blowouts and asbestos arch shields. Coil wound for 230 v. D.C. but take turns off and it will be suitable for A.C. or if you prefer, work off A.C. with rectifier. Many applications such as remote switching of motors, banks of lamps, banks of heaters, etc., etc. Energising coil can be operated off The motor, Toggle Switch, Push Button or our vacuum delay switch. Size overall is 10in. x 8in. x 4 1/2in. Original cost probably over 25/- our price 27/6 each plus 3/6 carriage and insurance.



TABBY EQUIPMENT COMPLETE

Complete equipment for seeing in the dark, as fitted to Army vehicles for night driving, etc. Complete working equipment comprises 2 Infra Red Radiators, adjustable binoculars, powerpack for 6 or 12 volts, control units and inter-connection cables. Original cost probably around £100. Unused and in perfect order—£6/19/6 or 10/- deposit and 15 fortnightly payments of 10/-.

A.C./D.C.

Multimeter Kit

Ranges: D.C. volts 0-5 0-50, 0-100, 0-500, 0-1,000. A.C. volts 0-5, 0-50, 0-100, 0-500, 0-1,000. D.C. milliamps 0-5, 0-100, 0-500. Ohms 0-50,000 with internal batteries. 0-500,000 with external batteries. All the essential parts including metal case, 2in. moving coil meter, selected resistors, wire for shunts, range selector, switches, calibrated scale and full instructions, price 19/6, plus 2/6 post and insurance.



selected resistors, wire for shunts, range selector, switches, calibrated scale and full instructions, price 19/6, plus 2/6 post and insurance.

Fluorescent Lighting


Complete lighting fittings. Built-in ballast and starters—stove enamelled white and ready to work. Ideal kitchen, workshop—anywhere. Twin 20 approximately 27in. long complete with two 20W tubes 30/6. Single 40 approximately 4ft. long complete with one 40W tube, 39/6. Inductor 80 approximately 5ft. long complete with one 80W tube, 59/6. Carriage and insurance up to 150 miles 5/6, up to 250 miles, 7/6. 21in. Miniature, complete with 13W tube. Ideal for showcase or position where miniature fitting is required 39/6 plus 3/6 carr. and insurance.

Yaxley Switches


4-pole, 2-way	1/6
12-pole, 2-way	1/6
6-pole, 3-way	2/-
3-pole, 3-way	1/6
9-pole, 3-way	2/-
2-pole, 4-way	2/6
4-pole, 4-way	2/6
4-pole, 5-way	2/6
2-pole, 5-way	2/6
1-pole, 12-way	2/6
2-pole, 12-way	4/6
6-position shorting switch	2/-

Morganite Potentiometers

Single and 2-gang types available, standard size with good length spindle, all new and boxed. Single types 1/- each values available: 5K, 10K, 25K, 50K, 100K, 250K, 1 meg., 2 meg. Gang type, 3/- each—values available: 5K, 10K, 25K, 50K, 100K, 100K, 1 meg., 2 meg., 1/6.



Instantus Heater



Convector heater. Made from heavy gauge sheet steel (galvanised). For greenhouse, workshop, aviary, etc., 600 watt, £1/12/6; 1,000 watt, £2/10/-; 1,000 watt with wired but separate thermostat, £3/17/6. 2K watt free standing or wall mounting, £3/19/6; 2K watt with built-in thermostat, £4/19/6. Carriage and insurance 5/- per heater. ALL ARE GUARANTEED FOR 5 YEARS.

ELECTRONIC PRECISION EQUIPMENT LTD.


26, Grove Road, Eastbourne, Sussex.

This is the correct address for post orders, and for prompt attention please mark your envelope Dep. 2. Also add enough for postage.


For convenience of callers, all items advertised may be obtained at the following companies.

ELECTRONICS LTD. (Ruislip) LTD. 42-46, Windmill Hill, Ruislip, Middx. Phone: RUISlip 5780 Half-day Wednesday	ELECTRONICS LTD. (Croydon) LTD. 266, London Road, Croydon. Phone: CRO. 6558 Half-day Wednesday	ELECTRONICS LTD. (Finsbury Park) LTD. 29, Stroud Green Road, Finsbury Park, N.4. Phone: ARChway 1049 Half-day Thursday
--	--	--


Only EIMAC gives you ceramic "extras" In more than 40 tube types




SMALLER SIZE



IMPACT SURVIVAL



VIBRATION SURVIVAL



EXACT DIMENSIONAL UNIFORMITY



EXTREME HEAT SURVIVAL



LOWER DIELECTRIC LOSS

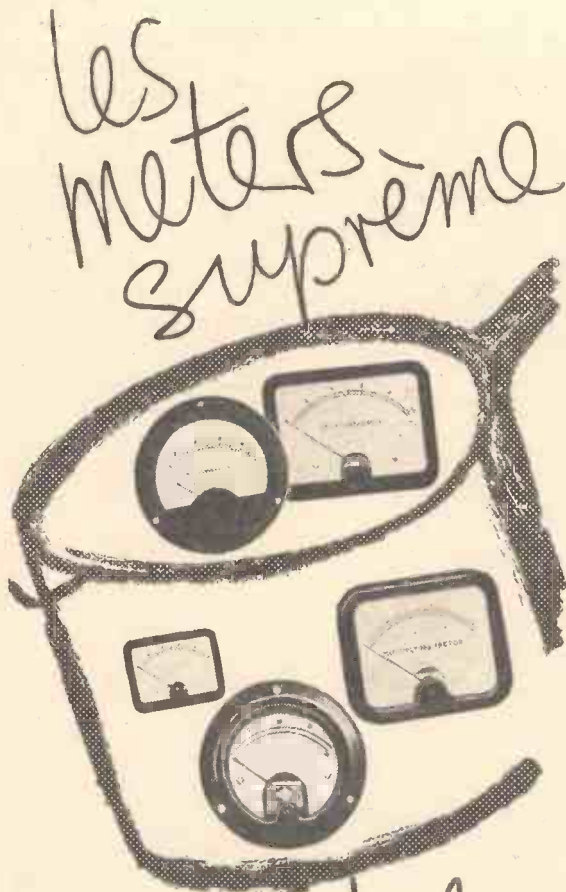
Write for literature on these incomparable ceramic reflex and amplifier klystrons, negative grid and travelling wave tubes.

EITEL-McCULLOUGH, INC.
SAN CARLOS, CALIFORNIA.

Eimac First with ceramic tubes that can take it



Cable address
EIMAC
San Carlos



d'Anders

The House of Anders gives you the meter service supreme. Normal moving iron, moving coil, thermo couple, electrostatic and multirange meters of all well-known makes—including AVO, E.A.C., Pullin, Taylor, Turner, Weir, Weston—available at once. Special meters prepared specially for you; any desired kind, shape, size, voltage or current range; within 7-14 days. All under the very personal supervision of the *Chef*. Customers' own instruments repaired.


Meters, Electronic & Test equipment to individual specifications

Anders
electronics LTD

103 Hampstead Road, London, N.W.1

Tel.: EUSton 1639

Contractors to G.P.O. and Government Departments



SG50 SIGNAL GENERATOR covers 100 kc/s to 80 Mc/s in six ranges on fundamentals. A de luxe instrument for only £9. A few only, brand new but slightly soiled cases for £8. Carr./packing 6/- extra.

CR50 BRIDGE measures 10pF to 100mF and 1 ohm to 10 Megohms in fourteen ranges. Leakage test for condensers. Designed for bench use, measurements are quickly and accurately made. Price complete 28/2/6 plus 4/6 carr./packing.

VV60 AUDIO VOLT METER or checking and designing Hi-Fi audio equipment. Measures 1 milli-volt to 100 volts. Price £14, plus 4/6 carr./packing.

AO50 AUDIO OSCILLATOR covers 20 cps to 200,000 cps in four ranges. Output variable up to 10 volts.

Details of above sent by return on receipt of stamped addressed envelope.

HIRE PURCHASE available.

TRADE applied direct

GRAYSHAW INSTRUMENTS

126 Sandgate High Street, Folkestone, Kent

Phone: Folkestone 78618

**FOR
DETAILS OF
MINIATURE FILAMENT LAMPS**

For Signal and Pilot lights,
for Scale, Dial and Internal
Illumination

WRITE

VITALITY BULBS LTD.

Neville Place, London, N.22

Tel: BOWes Park 0016

A.C. SOLENOID TYPE SBM/T
GREATLY INCREASED PERFORMANCE



Continuous 3½ lbs. at 1".
Instantaneous to 16 lbs.
Same dimensions as
Type S.B. Smaller sizes
available. Greatly in-
creased discounts for
quantities. Also trans-
formers to 7kVA 3 phase.

R. A. WEBBER LTD.

18 FOREST ROAD, KINGSWOOD, BRISTOL PHONE 67-4065



**a little
reminder**

The range of Ediswan Industrial valves is both extensive and comprehensive. The following is a selection from the all-glass valves on miniature bases used in industry and communications. We shall be pleased to send you full particulars of these valves or any others in which you may be interested.

EDISWAN INDUSTRIAL VALVES

TYPE	CV.	OTHER EQUIVALENTS	BASE	HEATER	DESCRIPTION	TYPICAL USE	IMPORTANT PARAMETERS
6F21	CV.131	9D6, EF92	B7G	6.3 volts	Variable mu H.F. Pentode	H.F. or L.F. Amplification	V_a (max) 300 volts P_o (max) 3 watts P_{o2} (max) 0.7 watts g_m 2.5 mA/V
6F33	CV.329 CV.2209	—	B7G	6.3 volts	H.F. Pentode with short suppressor grid base	Gating or variable reactance	V_a (max) 250 volts P_a (max) 2.5 watts Diode tied to g_3
6H1	CV.132	—	B7G	6.3 volts	Hexode	Gating or frequency changing	P_a (max) 1/7 watt P_{o2} (max) 0.7 watts g_m 2.1 mA/V
6L13	CV.429	12AX7, ECC83	B9G	6.3 volts	Double Triode	Amplification	V_a (max) 300 volts P (max) 2x1 watts μ 100
6P17	CV.136	6AM5, EL91	B7G	6.3 volts	Output Pentode	—	V_a (max) 300 volts P_a (max) 4.75 watts P_{o2} (max) 0.8 watts Typical output 1.4 watts
20A3	CV.797	2D21, EN91	B7G	6.3 volts	Xenon filled tetrode	Relay	P.I.V. (max) 1300 volts I_o Peak (max) 50 mA I_o mean (max) 100 mA Control ratio (σ_1) 250 Control ratio (σ_2) 1000
19G6	CV.371	—	B7G	4 volts	Half wave rectifier	High voltage power supply	P.I.V. (max) 6 kV I_o peak (max) 180 mA I_o mean (max) 30 mA

THE **NASHTON** RANGE

Now available from stock

The first five instruments in the 'Nashton' range of miniaturised electronic test gear shown here are now available from stock. Instruments that are to become available in the near future include —The Flash Tester, Shorted Turn Detector, Transistorised Power Supply and Transistorised Quadrature Oscillator. For full information write to Nash and Thompson Ltd., Oakcroft Road, Chessington, Surrey, or to your nearest area agent.

AREA AGENTS

SCOTLAND	Elesco Electronics Ltd., 2 Fitzroy Place, Glasgow, C.3. (Tel: CENTRAL 1082/3)
NORTHERN ENGLAND	Farnell Instruments Ltd., Wetherby Industrial Estate, York Road, Wetherby, Yorks. (Tel: Wetherby 2691/2)
MIDLANDS	Hawnt & Co., Ltd., 59 Moor Street, Birmingham, 4. (Tel: CENTRAL 6871/5)
NORTHERN HOME COUNTIES	W. J. Picton Ltd., 123a Neasden Lane, London, N.W.10. (Tel: GLADSTONE 2718-4075)

Nash and Thompson LIMITED

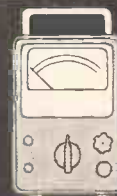
OAKCROFT ROAD, CHESSINGTON, SURREY. Elmbridge 5252.



R.C.C. Bridge—A quick balancing bridge measuring from 5 ohms-500 megohms and 5 pF-500 μ F each in three ranges.



D.C. Valve Voltmeter Micro-ammeter—A high impedance D.C. Valve Voltmeter reading 1-1,000 Volts and 0.1-100 microamps f.s.d. over seven ranges.



Sensitive Valve Voltmeter—An audio frequency A.C. Voltmeter providing 10 ranges from 30 m.V. to 300 Volts f.s.d.



A.C./D.C. Valve Voltmeter—Six A.C. ranges from 1-300 Volts f.s.d. up to 200 Mc/s and seven D.C. ranges from 1-1,000 Volts f.s.d. at high impedance.



Ohmmeter—A D.C. measuring instrument reading from 10 ohms-10,000 megohms with a high degree of accuracy.

0.4 amp.

0.75 amp

and **NOW**
3.0 amp.

SILICON RECTIFIERS

200-600 volt P.I.V.

This new Texas diffused junction silicon rectifier gives you full 3-ampere output at 50°C. with P.I.V. ratings up to 600 volts. The all-welded rugged construction with glass to metal seal, provides high resistance to shock and vibration.

Anode-to-stud units denoted by "R" suffix to type number.

	U.K. Nos. : 1S401	1S402	1S403	1S404	1S405	unit
	U.S.A. Nos. : 1N1124	1N1125	1N1126	1N1127	1N1128	
MAXIMUM RATINGS						
Peak Inverse Voltage at -65°C to +150°C	200	300	400	500	600	V
* Average Rectified Forward Current at +50°C	3	3	3	3	3	Amp
* Average Rectified Forward Current at +150°C	1	1	1	1	1	Amp
* Recurrent Peak Forward Current at +50°C	10	10	10	10	10	Amp
Surge Current, for 5 milliseconds at +25°C	25	25	25	25	25	Amp
Operating Temperature, Ambient	-65 + 150					°C
SPECIFICATIONS						
Max. Full Cycle Avg. Reverse Current at +150°C	0.3	0.3	0.3	0.3	0.3	mA
Max. Reverse Current at PIV at +25°C	10	10	10	10	10	µA
Max. Forward Voltage Drop at I _b = 1 Amp at +25°C	1.1	1.1	1.1	1.1	1.1	V



Actual Size

* Rectifier mounted on 2" x 2" Heat Sink, 1/16" aluminium.

Full information on all Texas Rectifiers available on request.

TEXAS INSTRUMENTS LIMITED

Pioneers of Semiconductors



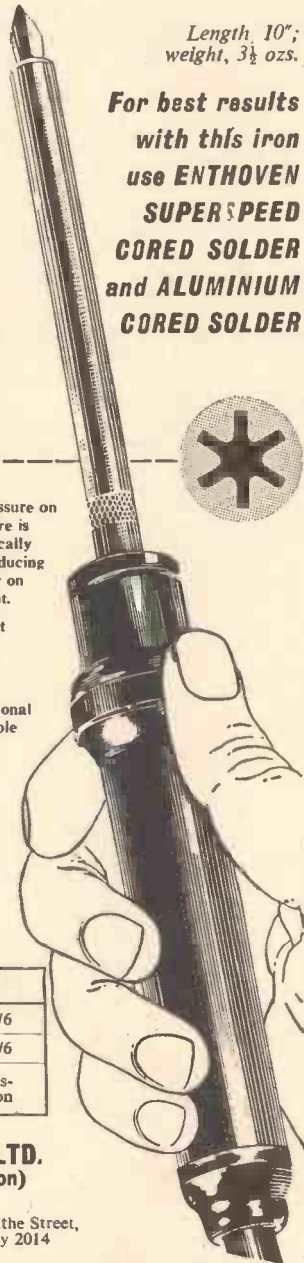
DALLAS ROAD, BEDFORD. TEL: BEDFORD 68051. CABLES: TEXTINLIM BEDFORD

The
Superspeed
Soldering Iron
heats up from cold
in **6** seconds

Designed on an entirely new principle, this light-weight, versatile iron is eminently suitable for soldering operations in the radio, television, electronic and telecommunication industries. For test bench and maintenance work it is by far the most efficient and economical soldering iron ever designed.

Length, 10"; weight, 3½ ozs.

For best results with this iron use **ENTHOVEN SUPER SPEED CORED SOLDER** and **ALUMINIUM CORED SOLDER**



- * Activated by light thumb pressure on the switch ring. When pressure is released, current is automatically switched off—thus greatly reducing electricity consumption, wear on copper bit and carbon element.
- * Can be used on 2.5 to 6.3 volt supply (4 volt transformer normally supplied) or from a car battery.
- * More powerful than conventional 150-watt irons; equally suitable for light wiring work or heavy soldering on chassis.
- * Simple to operate; ideal for precision work.
- * Requires minimum maintenance—at negligible cost; shows lowest operating costs over a period.

LIST PRICES	
IRON	39/6
TRANSFORMER	35/6
All prices and trade discounts subject to revision	

ENTHOVEN SOLDERS LTD.
(Industrial Equipment Division)

Sales Office & Works:
Upper Ordnance Wharf, Rotherhithe Street,
London, S.E.16. Tel: BERmondsey 2014

Head Office:

Dominion Buildings, South Place, London, E.C.2. Tel: MONarch 0391

STEREO

Independent twin channel amplifier with excess of 3 watts per channel.

Concentric volume control (optimum balance arranged immediately without additional knobs).

Choice of volume and tone controls separately fixed or integral with chassis and having continental styled knobs (brown & gold).

Stoved grey hammer chassis 9½" x 5½" x 6".

Input suiting most modern crystals; output matching 3 ohm speaker each channel.

For operation on AC mains 200/250v.

£7.7.0

E.K.E.

BROTHERTON, KNOTTINGLEY, YORKS.

If in difficulty obtainable direct from Manufacturers, carriage 3/6.

TECHNICALLY TRAINED BY

ICS

IN RADIO, TELEVISION AND ELECTRONICS ENGINEERING

Opportunities in Radio Engineering and allied professions await the ICS trained man. ICS Courses open a new world to the keen student.

RADIO TELEVISION ENGINEERING; RADIO AND TV SERVICING; RADIO SERVICE AND SALES; VHF AND FM ENGINEERING; ELECTRONICS. Etc.

ICS Courses give very real help to the man setting up his own business or facing a technical career in the radio industry.

Examination Courses for:—British Institution of Radio Engineers, City & Guilds Telecommunications, Radio Servicing & Radio Amateurs, Postmaster-General Certificates (Marine).

LEARN-AS-YOU-BUILD PRACTICAL RADIO COURSE

Build your own 4-valve TRF and 5-valve superhet radio receiver, Signal Generator and High-quality Multi-tester. **FILL IN AND POST THIS COUPON TODAY**

It brings the FREE ICS Prospectus containing full particulars of ICS courses in Radio, Television and Electronics.

**INTERNATIONAL
CORRESPONDENCE
SCHOOLS**

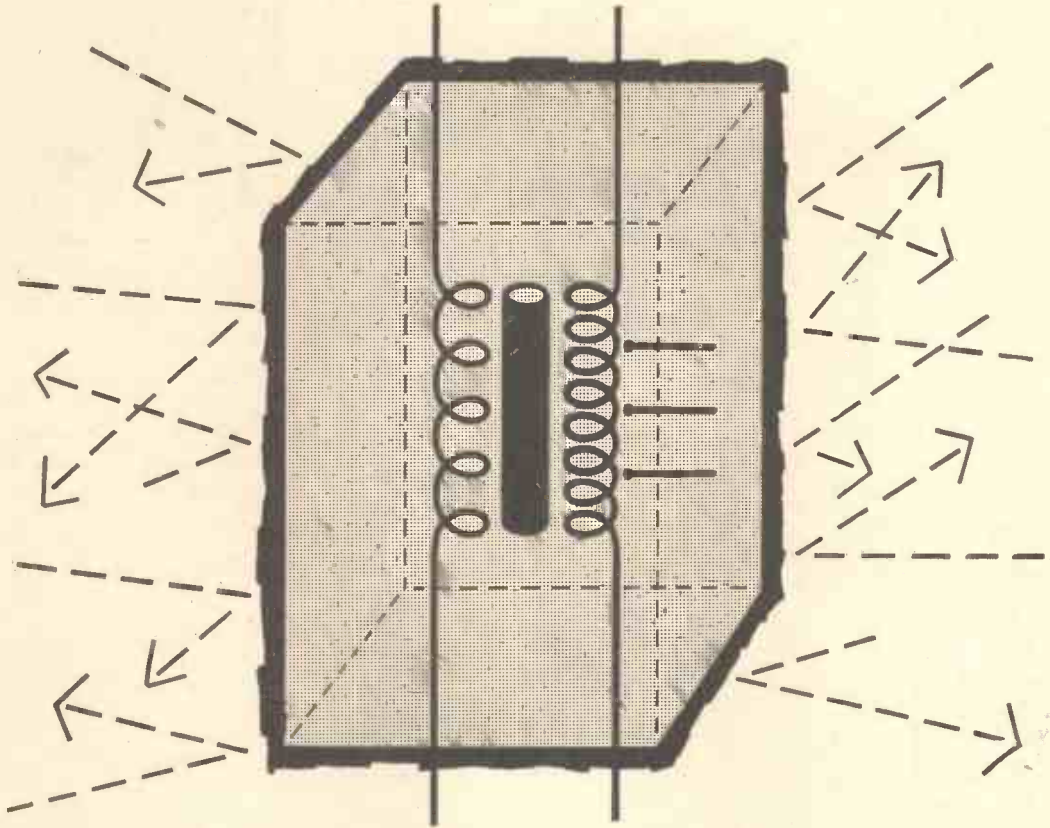
International Correspondence Schools
Dept. 222N International Buildings,
Kingsway London, WC2

NAME

ADDRESS

OCCUPATION AGE.....

... A WHOLE WORLD OF KNOWLEDGE for the KEEN STUDENT



Resistant to mechanical shock, vibration, moisture, corrosion

The potting of capacitors, chokes, delay lines and similar components, as a protection against mechanical and vibrational shock, moisture and corrosion, demands a potting material which possesses an exceptional combination of properties. Epikote resins provide this combination outstandingly: a high degree of adhesion to metals and other materials, with minimal shrinkage on cure; toughness; resistance to thermal cycling; excellent electrical properties over a wide temperature range (i.e., high dielectric strength, low power factor and high volume resistivity and arc resistance). It is not surprising that Epikote resins have won wide acceptance in the electrical industry. Ask for full details quoting No. E.E.4.

EPIKOTE

EPOXY RESINS for perfect potting



SHELL CHEMICAL COMPANY LIMITED

In association with Petrochemicals Limited and Styrene Products Limited


Divisional Offices: LONDON Norman House, 105-9, Strand, W.C.2. Tel: TEMple Bar 4455.
 MANCHESTER 144-6, Deansgate, 3. Tel: Deansgate 2411
 BIRMINGHAM 14-20, Corporation Street, 2. Tel: Midland 6954.
 GLASGOW 124, St. Vincent Street, C.2. Tel: Central 9561.
 BELFAST 16-20, Rosemary Street. Tel: Belfast 26094.
 DUBLIN 33-34, Westmoreland Street. Tel: Dublin 72114.

"EPIKOTE" is a Registered Trade Mark

(EE4)



SHERILL U.S.A. COMPASS, magnetic type, directional indicator. Complete with built-in variable horizon corrector, induced error corrector, variable course indicator, deviation calculator, etc., with provisions for internal lighting. Brand new. £3/10/- ea. P. & P. 2/-.



SOUND POWER TELEPHONE UNIT, no batteries required. Fitted with neon indicator lamp and high pitched buzzer, operated by built-in generator. Entirely self-contained, ex Admiralty. Rebuilt and guaranteed working. Effective up to half a mile, waterproof. £3 Unit or £5/17/6 pr. Carr. 7/6. Master Units to take five extensions also available. £4 each.

AERIAL AS ILLUSTRATED. Ideal for Car. Overall length 33in., khaki, with flexible shaft which enables the aerial to be fixed firmly in any position. Price 8/6, plus P. & P. 1/6.

NEW WIRE WOUND RHEOSTAT ON CERAMIC. 58 ohms, 50 watt, complete with instrument knob. Price 8/6, plus P. & P. 1/6.

NEW 10 watt DUAL VOLUME CONTROL. 25 ohms, plus 25 ohms. 7/6 each. P. & P. 1/6.

DIAMOND STYLI. We are distributors for well-known British manufacturer of guaranteed diamond styli, which can be supplied to fit any pick-up. When ordering please state requirements. Price £3, incl. P. Tax.

U.S.A. 27-volt 4-pole CHANGE-OVER RELAYS. Brand new and boxed. 5/6 each. P. & P. 6d.

VEEDER REVOLUTION COUNTER, 6 columns, fitted reduction drive, built inside small unit. New 8/6 each. P. & P. 2/-.

HIGH SPEED RELAY. Siemens, two bobbins, 1,000 ohms each. New, 10/6 ea. P. & P. 1/-.

SMOOTHING CHOKES 10H. 120 mA. New. Price 8/-, plus P. & P. 2/3.

1200 ft. NEW RECORDING TAPE on 7" plastic spools. Famous make, not surplus, in manufacturers' original cartons. 22/6 per reel. P. & P. 1/-.



BRAND NEW. EVERSHED AND VIGNOLES "WEE MEGGER", in leather case, guaranteed perfect. 500 volt £12/10/- each. P. & P. 2/6.



EVERSHED AND VIGNOLES Circuit testing Ohms Meter, pattern "5" Complete with testing prods, inst. book, etc. Two ranges: 0-3 and 0-30 ohms. Brand new, guaranteed perfect, as illus. Offered at fraction of maker's price. £4/17/6 each. P. & P. 2/6.

TRIPODS. Solid wooden legs 38in. long, metal top and metal toes. As new. Price 10/6 each, plus 3/- carriage.

E.H.T. COILS Vibrator type, input 12 V. D.C., output 12-15 KV. New. Price: 17/6 each. P. & P. 1/6.


MUIRHEAD VERNIER DRIVE. Scaled 0-180 degrees, ratio 31/1, dia. 3in., as fitted to R.F.26 units. Complete with lampholder. In manufacturers' original packing. New, 8/6 each. P. & P. 1/6.

PRESSURE GAUGES U.S.A. make, new. 0-150 lbs. p.s.i. Price 10/6 each. P. & P. 1/6.

AUTO TRANSFORMERS, step up, step down. 110-200-220-240 v. Fully shrouded. New. 300 watt type £2/2/- each. P. & P. 4/6. 500 watt type £3/3/- each. P. & P. 4/6. 1,000 watt type £4/4/- each. P. & P. 4/6. Also 60 watts, 19/6 each. Plus P. & P. 2/-.



AIRCRAFT CINE CAMERA G45B Mk. III, fully modified, fitted with f/3.5 triple anastigmatic lens, takes 25ft. of 16 mm. film, fitted with 24 v. motor. 16 exposures per sec. Mint condition, brand new, in maker's original packing. £6/10/- each. P. & P. paid.



WHEATSTONE BRIDGE UNIT. 4-stud switches 0-10, 0-100 ohms, galvanometer centre zero, F.S.D. 2.5 mA. In oak carrying case 16 x 7 1/2 x 6in., 40/- each. P. & P. 3/6.




Evershed and Vignoles, Series II metal cased, Megger. 500-volt used, but in good condition, with leather carrying case. £15.

METERS BRAND NEW GUARANTEED PERFECT

Charging Types	
2 1/2 amps D.C. M.I. 2in. fl. rnd.	7/6
5 amp. D.C. M.I. 2 1/2in. fl. rnd.	11/6
7 1/2 amp. D.C. M.I. 3 1/2in. proj. rnd.	12/6
9 amp. D.C. Hot Wire W.R. 2 1/2in. fl. rnd.	6/6
Voltmeters	
12 V. D.C. M.C. 2 1/2in. proj. rnd.	8/6
20 V. D.C. M.C. 2in. fl. sq.	9/6
25 Volt D.C. M.C. 2in. fl. rnd.	7/6
30 Volt M.I. 3in. proj. rnd.	10/6
40 Volt M.C. 2in. fl. sq.	9/6
250 Volt A.C. rectified moving coil linear scale 3 1/2in. fl. rnd.	35/-
300 Volt A.C. M.I. 2 1/2in. fl. rnd.	22/-
400 Volt A.C. M.I. 4 1/2in. fl. rnd.	35/-
Milliammeters	
5 mA. M.C. 2in. fl. sq.	12/6
30 mA. M.C. 2 1/2in. fl. rnd.	9/6
50 mA. M.C. 2in. fl. sq.	7/6
200 mA. M.C. 2 1/2in. fl. rnd.	9/6
500 mA. M.C. 2 1/2in. fl. rnd.	9/6
1 mA. M.C. 2 1/2in. fl. rnd.	22/6
500 Microamp latest type Ernest Turner 2in. fl. rnd. with mounting ring and scaled 0-5, moving coil	
500 Microamp ex. equip. M.C. 2in. rnd. scaled 0-15 and 0-600 v.	19/6
Thermo-coupled	
10 amp. 2 1/2in. rnd. proj.	5/-
350 mA. 2in. rnd. plug-in	3/6
500 mA. 2in. rnd. plug-in	3/6
POSTAGE ON ALL METERS 1/-	

U.S.A. PRECISION SERIES 834S MULTIRANGE TESTERS for A.C. and D.C. volts, ohms and milliamps., basic movement 400 microamps., in wooden carrying case, complete with test prods, new batteries, guaranteed perfect. Price £6/19/6. P. & P. 2/6.



MIDGET ROTARY TRANSFORMERS. 2 1/2in. dia. x 4 1/2in. Input 11.5 volt. Output 310/365 volts at 30 mA. Brand new. 17/6 each. P. & P. 1/6.

DYNAMOTOR (Rotary Converter). 6 volt in, 250 volt out at 100 mA, ex new equipment, 25/- each. P. & P. 3/-.

MICROPHONES — NEW. Throat, British, magnetic, 4/6. P. & P. 1/-.

HEADPHONES. 4,000 ohms, imported new, 15/-.
H.S.30 L.R. U.S.A., min. ear pcs. 19/-, P. & P. on above 1/6 each.




MINIATURE UNISELECTOR SWITCH, two banks of ten plus home contacts, one bank continuous of normal. 30 ohms coil for 24 volt operation. Brand new, manufacturer's packing. Price 22/6 each. P. & P. 2/6. Illustrations above and below.



MINIATURE P.M. MOTOR 12/24 volt, reversible, 1 1/4 in. dia. New. Price 9/6 each. P. & P. 1/-.



TWELVE PLATE F.W. BRIDGE CONNECTED RECTIFIER mounted on 200/250 volt A.C. input transformer. Output 36/40 volt D.C. at 1.2 amp. New, perfect. Price 16/6. P. & P. 3/6.



200/250 v. A.C. MOTORS. New 1/80 h.p., 2 drives, direct 6000 r.p.m., reduction 300 r.p.m. 22/6 each. P. & P. 2/6.



L.T. TRANSFORMER, real heavy duty job, extremely well made for continuous duty. New in original manufacturers' cases. Input 110 v.-260 v. multi-tapped, 50 cycles, single phase. Output 28-29-30-31 v. at 21 amperes. Price 69/6. Carr. 9/-.

IMPORTANT FLASH. - LATEST ARRIVAL.

No. 100 RM VARIABLE VOLTAGE TRANSFORMER. Brand new in manufacturers' original case, input 230-volt A.C. Output 0-230 or 0-270-volt at 9 ampere. PRICE £15. plus carr. 12/6d.


NO. 200 CUH VARIAC, ex units but new and unused. Input 230-volt. Output 0-270-volt at 2 1/2 ampere. PRICE £7. 10. 0d. plus carriage 10/-.




NEW UNCHARGED UNFILLED 12 VOLT ACCUMULATOR 9 ampere in unspillable plastic cases. Comprises 6 x 2 volt separate cells connected by terminal strips. 6 x 5 1/2 x 4 1/2 in. over terminals. Price 19/- plus P. & P. 2/9. Wooden carrying case for same with lid and strap price 3/6.




12 v. D.C. AMPLIFIER, as new, for operation on 12 v. car battery, 10 watts undistorted output, with 6L6 valves in push-pull. Mike/Gram input, tapped output 7 1/2, 15, 62, 100, 250 or 500 ohms. £12/10/- each. Carr. 15/-.




BRAND NEW SELENIUM FULL WAVE BRIDGE TYPE RECTIFIERS, in manufacturers' original packing. D.C. output 36 v. 10 amp, made up of 12 x 110 mm. dia. plates. These fitted in cooling funnel (removable), size 1 1/4 in. x 8 in. x 4 1/2 in. Price 45/- . P. & P. 3/3.



VARIABLE VOLTAGE TRANSFORMER. 230 v. A.C. input. Constantly variable output from 0-270 v. at 18 ampere maximum. Brand new in manufacturers' original cases. £22/10/- each. Carr. paid.



VENNER 8-day clockwork Time Switch. Contacts 1 amp 230 volt, 24 hour phase, 1/4 hour divisions, complete with key. Used but guaranteed perfect. Price 27/6 each. P. & P. 1/6.



200/250 v. A.C. MOTORS. New 1/80 h.p., 2 drives, direct 6000 r.p.m., reduction 300 r.p.m. 22/6 each. P. & P. 2/6.

WE ARE EXPERTS AT OVERSEAS PACKING & SHIPPING!
SERVICE TRADING Co.

PERSONAL CALLERS ONLY: 9 Little Newport Street, London, W.C.2. Tel: GER 0576
ALL MAIL ORDERS: (Early Closing Thursday)
47-49 High Street, Kingston-on-Thames. Telephone: KINGSTON 4585

NEW! THE "QUINTET" TRANSISTOR-5



A FIVE TRANSISTOR POCKET SUPERHET ON PERDIO PRINTED CIRCUIT, USING EDISWAN TRANSISTORS.

SENSITIVE
SELECTIVE
SUPERIOR VALUE

Total cost, including EDISWAN £8. 10. 0 P.P. 2/6.
transistors, cabinet, etc.

ALL ITEMS SOLD SEPARATELY. SEND FOR LISTS.

- ★ Easy to follow printed CIRCUIT.
- ★ 5 EDISWAN transistors.
- ★ Full medium wave coverage.
- ★ Attractive moulded Cabinet, size 5½ x 3½ x 1½ in. (red, blue or cream)
- ★ Full speaker output.
- ★ Long life battery.
- ★ Built-in ferrite aerial.
- ★ Easy to build.
- ★ Complete building instructions.

THE "TRANSISTOR-8" COMBINED CAR-RADIO/PORTABLE PUSH-PULL SUPERHET

This Portable 8 Transistor Superhet is tunable for both Medium and Long Waves and is comparable in Performance to any equivalent Commercial Transistor Set. Simplified construction enables this set to be built easily and quickly into an attractive lightweight cabinet supplied.


STAR FEATURES

- ★ ALL EDISWAN TRANSISTORS.
- ★ 250 Milliwatts Output Push-Pull.
- ★ Medium and Long Waves.
- ★ Internal Ferrite Rod Aerial.
- ★ 7 x 4 Elliptical High Efficiency Speaker.
- ★ Drilled Paxolin Chassis 8½ x 2½ in.
- ★ Transistor Holders.

- ★ New Point to Point wiring and practical layout.
- ★ Economical. Powered by 7½ v. battery
- ★ Highly sensitive.
- ★ Ideal car radio.

Car Radio Conversion Components 8/-
extra. A.V.C. 5/9 extra.
325 MW version 40/- extra.

We can supply these items including Cabinet for £11/10/- P.P. 2/6. All parts sold separately. Send for FREE circuit diagrams assembly data, illustrations and instructions, and full shopping list.



CALL AND HEAR DEMONSTRATION MODEL

SIX TRANSISTOR POCKET SUPERHET

STAR FEATURES

- ★ Medium and Long Wave.
- ★ 6 Selected Transistors.
- ★ Printed Circuit.
- ★ Internal Ferrite Aerial.
- ★ 30 ohms Speaker.
- ★ Instruction Booklet.
- ★ Low consumption.
- ★ Attractive Plastic Cabinet: (Red, Blue and White colours).
- ★ 9 v. P.P.4 Battery
- ★ Easy to Build.



This set is recommended as an ideal Portable. Highly sensitive, selective, containing the latest features giving simplicity in construction with really amazing results.

All items supplied special inclusive price of £9. 19. 6 P.P. 2/6.

ALL COMPONENTS SOLD SEPARATELY. SEND FOR LISTS.

"THE MINOR"



The smallest transistor radio offered on the market. Case size only 3 x 2 x ¾ in. Variable tuning over medium waves. Home, Light and Third programmes without an aerial in areas of reasonable reception. Uses a three-stage reflex circuit of high efficiency. Total cost including Personal phone; transistor; long life miniature battery, circuit and complete layout diagrams and all components: post free 52/6

★ Internal ferrite aerial.

★ Weight less than 2 ozs.

All components sold separately. Circuit, layout diagrams and shopping list free.

"THE MAJOR"

STAR FEATURES

- ★ No aerial or earth.
 - ★ Variable tuning over medium waveband.
 - ★ Internal ferrite aerial.
 - ★ Foreign stations (in areas of reasonable reception).
 - ★ Drilled and mounted chassis.
 - ★ Four stage reflex circuit.
 - ★ Highly efficient.
 - ★ Economical (1½ mA. consumption). Size 4½ x 3 x 1½ in. Total weight less than 4 oz.
 - ★ May be assembled within an hour.
 - ★ Complete layout diagrams.
- We can supply all items including EDISWAN TRANSISTORS in case and personal earphone for 72/6
- All parts sold separately. post free
- Circuit, layout diagrams and shopping list free.



AS DESCRIBED IN OCT. ISSUE OF 'RADIO CONSTRUCTOR'

HENRY'S RADIO LTD.
(Dept. W/WF)

5, HARROW ROAD, PADDINGTON, W.2
(Opposite Edgware Road Tube Station) PAD 1008/9

PIRANI HIGH VACUUM TEST EQUIPMENT

COMPLETE set of instruments including callibrator and PYE Scalelamp galvo.

£33/10/- Post free.

BRAND NEW. BOOKLET ON REQUEST.

WAVE-GUIDE WATTMETER

Type W8921 10 cm. Complete in transit case. BRAND NEW **£5/10/-** P.P. 7/6.

EVERSHED VIGNOLES WEE MEGGER
500 volt 50 Meg. BRAND NEW sealed in cartons with leather case and handbook.

£12/10/-

100-volt type used but in new condition. With Leather Case **£6/-/-** Post free.

RADAR UNIT TYPE (1683)

Complete with the following valves: 2-6C4; 832A; 829B; 2-5R4G; 3-6AC7; 6V6GT; 931A photo multiplier with associated network. Also 2-blower motors. Input 30-115 volt 400 to 2,600 c/s. cd 26 v. d.c. BRAND NEW and boxed.

£6/10/- Post free.

CRYSTAL CALIBRATOR

For No. 19 Set.

10 Kc/s.; 100 Kc/s.; 1 Mc/s.; spot frequencies; Crystal controlled oscillators; includes 5-125C7 valves, neon modulator handbook, etc. BRAND-NEW **£4/19/6** Post free.

MIXER UNIT TYPE 79

Frequency range 172 to 190 Mc/s. Comprising: VCR139A Cath. ray tube; 7-EF50; EF55; 4-EA50; 2-EB91; 5U4; VU120, and EC52. Standard main input 200-250 volts 50 c/s. Ideal Scope Basis. **£5/10/-** Carriage 5/-.

WALKIE TALKIE TYPE 38 TRANS-MITTER/RECEIVER

Complete with 3 valves. In new condition. These Sets are sold with a Guarantee, but are se viceable. **22/6** P.P. 2/-.

H/phones 7/6 pair, Junction Box, 2/6. Throat Mike, 4/6. Canvas Bag, 4/- Aerial Rod, 2/6.

TRANSMITTER/RECEIVER,

Army Type 17 Mk. II

Complete with Valves, High Resistance Headphones, Handmike and Instruction Book and circuit. Frequency Range 44.0 to 61 Mc/s. Range approximately 3 to 8 miles.

Power requirements: Standard 120 v. H.T. and 2 v. L.T.

Ideal for Civil Defence and communications. BRAND NEW **45/-** 44-61 Mc/s. Calibrated Wavemeter for same, 10/- extra.

RF WATTMETER TS/87/AP.

3 switched positions 0/10/15/30 watts. Complete with photo-cell spare lamps; calibration charts; leads and transit case. BRAND NEW **£8/19/6** P.P. 7/6.

SYNCHRONIZER UNIT

Includes: 3-6L6M1; 12-6AC7; 6S07; 5-717A; 6-6SN7GT; 6H6; slow motion drive, blower motor, transformers etc. **£4/19/6** P.P. 5/-.

PACKARD BELL PRE-AMP.

Complete with screened case with 6SL7GT; 28D7; leads, jack plugs; handbook etc. Sealed in carton. Only **12/6** P.P. 2/-.

RCA RIBBON MICROPHONES. Brand new. desk type with lead. Only **65/-** P.P. 2/6.

MORSE PRACTICE BUZZER UNITS


On board with key and buzzer only 4/6 each. Headphones 7/6. Requires 4½ volts only.

SCR522 TRANSMITTER RECEIVER

All complete in new condition less valves. **35/-** P.P. 5/-.

Sputnik Special

SHORT-WAVE COMMUNICATION RECEIVER RECEPTION SET TYPE 208



Containing 6 valves: 2-6K8G, 2-EF39, 7G6G and 6V6G, Metal rectifiers, built-in mains pack and 6 v. Vibrator pack, built-in 6in. speaker. Muirhead slow motion drive. B.F.O. and R.F. stage. 2 Mc/s. I.F. freq. Provision for 'phones and muting and 600 ohm line. Input 100/250 v. A.C. Vibrator pack included for battery operation (6 volt). **£6/19/6** Carr. 15/6. Complete in case. In new condition and air tested.

PYE 45 Mc/s. STRIP TYPE 3583. Complete with 12 valves. 10-EF50; EB34; EA50, with modification data. **ABSOLUTE BARGAIN 39/6** Carriage 5/6.

"373" MINIATURE IF STRIP 10.72 Mc/s



The ideal F.M. conversion unit as described in "P.V." April/May, 1957. Complete with 6 valves, three EF91's, two EF92's, and one

EB91.I.F.T.'s etc., in absolutely new condition. With circuit and conversion data. **12/6** (less valves) NOW **37/6** (with valves). Postage and packing 2/6 (either type) **FM AT ITS CHEAPEST!**

NEW TRANSISTORS:— PRICE REDUCTIONS

(Junction Type PNP)
Ediswan XA104 6 Mc/s osc/mixer, RF 18/- ea.
Ediswan XA103 4 Mc/s RF and IF amp. 15/- ea.
Ediswan XB104 Audio Output etc. 10/- ea.
Matched pair XB104 for up to 250 mW audio output 20/- pr.
Continental OC44 12 Mc/s osc/mixer, RF amp. 30/- ea.
Continental OC45 6 Mc/s IF and RF amp. 25/- ea.
Continental OC72 up to 350mW push-pull 20/- ea.
New market power transistors:
V15/10P; 15 volt 10 watts 17/6 ea.
V15/20P; 15 volt 10 watts 39/- ea.
V15/30P; 15 volt 10 watts 48/- ea.
V30/10P; 30 volt 10 watts 48/- ea.
V30/20P; 30 volt 10 watts 54/- ea.
V30/30P; 30 volt 10 watts 57/- ea.
V15/20IP; 15 volt 2 watts 25/- ea.
V30/20IP; 30 volt 2 watts 35/9 ea.
Red spot 800 kc/s Audio amp. 7/6 ea.
White spot 2 to 5 Mc/s RF etc. 12/6 ea.
Green/Yellow Audio Amplifier 7/6 ea.
Red/Yellow 1.5 to 8 Mc/s RF or IF etc. 15/- ea.
Data sheet available on all types.
FULL TRADE DISCOUNTS ON ALL TYPES
LARGE RANGE OF SUB-MINIATURE TRANSISTOR COMPONENTS IN STOCK:
SEND FOR NEW FREE LIST.

182A INDICATOR

Includes: 517C tube; 4-SP61; 5U4G; transformers etc. **57/6** P.P. 5/-.

AC/DC PORTABLE RADIO

A well-known manufacturer's product.
★ 5-valve superhet;
★ Built-in frame aerial;
★ Marconi valves throughout;
★ Three wavebands; Med., long and short, or Med. and 2 short wavebands.
★ 7 x 4 Elliptical speaker;
★ Slow motion tuning;
★ Size 10 x 9½ x 4in.;
★ Provision for gramophone pick-up;

COMPLETE **£7/12/6** P.P. 7/6.

Polished Cabinet 27/6; Super Rexine Cabinet, 37/6. Fully guaranteed.

★ **A.C./D.C. 200/250 v. Portable-Gram AMPLIFIER**

Completely assembled on baffle board size 12½in. x 4½in., depth 3in. Containing two Mullard valves type UL84 and UY85. Elac 7in. x 4in. elliptical speaker, volume control, cone control. Nothing else to buy, just plug in to mains and connect your pick-up to amplifier. **67/6** Carr. 2/6. Absolute bargain

THE NEW MULLARD 3-3 HIGH FIDELITY Amplifier

★ 3 watts output.
★ Separate bass and treble controls.
★ Input adjustable balance control.
★ Size only 16½ x 8½ x 3½ overall.

BRAND NEW AND FULLY GUARANTEED **£8/8/-** P.P. 5/-.

CRYSTAL MIC. INSERTS

¼-inch Square	3/6
Acos ¼-inch Round	5/-
Acos 1½-inch Round	7/6
Acos 2-inch Round	12/6
Lightweight moulded hand microphone case, suitable for any of the above inserts	2/6 ONLY

VIBRATOR PACKS. Input 6 v. D.C. Output approx. 100 v. D.C. at 30 m/amps, fully smoothed and R.F. filtered. Size 6½ x 5 x 2in. Fitted with Mallory 629C vibrator, BRAND NEW. **12/6** Boxed

QUARTZ CRYSTALS

A large range of frequencies in stock from 100 Kc/s. upwards. Fundamentals: 54th and 72nd harmonics. Send for NEW free complete list.

U.S.A. TESTMETER TYPE "834-S" AC/DC 15-RANGES F.S.D. 1,000 O.P.V. AC/DC
Volts 12/60/300/600 v./1,200/6,000 v.
Milliamperes. 1.2/12/60/600 mA. **£6/19/6**
Ohms 0-5,000/5 meg. Complete in wooden carrying case with leads and internal batteries.

A "must" for the designer, experimenter and service man.

DYNAMOTORS

12 volts d.c. input, 220 volts, 165 mA. output, **32/6** Post free.

RCA 6½-inch P.M. SPEAKER in Cabinet. With vol. control and 600 v. Line Trans. **27/6** P.P. 2/6.

RF UNITS TYPE 25 Switched Tuning 30 to 40 Mc/s. Includes 3 SP61's. Carriage 2/6. **10/-**

TYPE 26: Variable tuning, 50 to 65 Mc/s. Including 2 EF54's and 1 EC52. Carriage 2/6. **25/-** (Circuits in stock for both types 9d.)

STROBE UNIT

Complete with: 6-EF50; 5-EA50; SP61. Relays etc. **35/-** P.P. 2/6.

APQ9 HF UNIT

Includes 931A photo-multiplier. 2-807, 3-6AC7, 2-8012 HF. Gear drives. Blower motor. Mains transformer, etc. **£7/10/-** P.P. 7/6.

VALVES

OVER 400 DIFFERENT TYPES IN STOCK: SEND FOR NEW FREE LIST.

HENRY'S RADIO LTD.

DEPT. W/WF

5, HARROW ROAD, PADDINGTON, W.2

(Opposite Edgware Road Tube Station) **PAD 1008/9**

G.W. SMITH & CO (RADIO) LIMITED

Phone: GERRARD 8204/9155
Cables: SMITHEX LESQUARE
3-34 LISLE STREET, LONDON, W.C.2

WESTON MODEL 772 TESTMETER



A.C. VOLTS	D.C. CURRENT	A.C. CURRENT
2.5 v.	100 micro/a.	500 ma.
10 v.	1 ma.	1 amp.
50 v.	10 ma.	5 amp.
250 v.	50 ma.	RESISTANCE
1,000 v.	100 ma.	100 ohms
D.C. VOLTS	500 ma.	1,000 ohms
2.5 v.	OUTPUT METER	100k. ohms
10 v.		10 megohm
50 v.		
250 v.		
1,000 v.		

Supplied in perfect working order complete with rexine carrying case, internal batteries and instructions, £8/19/6 each. P/P 4/-.

COSSOR DOUBLE BEAM OSCILLOSCOPE TYPE 339



Operation 110/200/250 volts A.C. 120 watts. Time Base 10 positions. 6 cps. to 250,000 cps. Amplifier 10 cps. to 2,000,000 cps. Sensitivity, Y1.Y2.3.1 v. D.C. 1.1 v. rms. X. 2.25 v. D.C. .8 v. rms.

Supplied in good working order complete with handbook and circuit. £27/10/- each. P/P £1.

EVERSHED VIGNOLES MEGGER OHMMETERS

2 ranges. 0-1,000 ohms and 0-200,000 ohms. Ideal for all continuity, polarity tests, etc., supplied brand new, boxed, with leads and instructions. 59/6 each. P/P 2/-.



300FT. COPPER AERIAL WIRE. Ex U.S.A. 3/6 per reel. P/P 1/-.

LEACH AERIAL CHANGEOVER RELAYS. 12 v. D.C. double pole transmitter type. New, boxed, 7/6 each. P/P 9d.

MARCONI SIGNAL GENERATORS TF-517. Frequency coverage 10-18 mc/s. 33-58 mc/s and 150-300 mc/s. Operation 200/250 volt A.C. Supplied in good working order, £12/10/- each. P/P 10/-.

750-WATT AUTO TRANSFORMERS. Ex Admiralty, fine jobs. Tapped from 110 to 230 volts. Brand new, 69/6 each. P/P 5/-.

HEAVY DUTY MAINS ISOLATION TRANSFORMERS. 230 volt input. Output 230 volts 5 amps. Housed in ventilated metal case, unused, £5 each. P/P 10/-.

MUIRHEAD PRECISION STUD SWITCHES



4 banks, 1 pole 24 positions each bank. Self cleaning heavy duty contacts. Brand new, 17/6 each. P/P 1/-.

AMERICAN SUPER LIGHTWEIGHT HEADPHONES. Res. 50 ohms. Fitted with rubber earmoulds, extremely good quality, ideal if used for long periods. 15/- per pair, brand new, boxed. P/P 1/3.

CR.100 SPARES KITS

Complete set of new valves 2 X66, 2 U50, 2 DH63, 2 KT63, 6 KTW61. Also set of resistors, condensers, pots, toggle switch and output transformer. Supplied new and boxed, 59/6 each. P/P 4/6.


HALLICRAFTER SX-24 SKYRIDER DEFIANT RECEIVERS

One of the finest communication receivers made. Frequency coverage continuous from 550 kc/s to 42 mc/s. Incorporates crystal filter, S meter, variable bandwidth, etc., operation 110/230 volt A.C. Supplied in perfect order at £30 each. P/P 10/- . Further details on request.

MARCONI B.29 L.F. COMMUNICATION RECEIVERS.

Self contained 7 valve receiver similar to CR.100 covering 15 kc/s to 560 kc/s on 4 bands. Operation 200/250 v. A.C. Supplied in good condition and complete but not tested. Only £3/19/6 each. P/P 10/-.

COLLARO MK. IV TAPE TRANSCRIPTORS



Special unrepeatable offer. Brand new, boxed in maker's cartons. Complete with all instructions, circuits, etc., £17/10 each. P/P 7/6.

LORAN INDICATORS APN4. Another release, again brand new. These units contain a 5CP1 c.r.t., 14 6SN7 valves, 8 6H6, 3 6SL7, 1 6SJ7, a 100 kc/s crystal and thousands of other useful components, and are readily convertible to an oscilloscope. £5/19/6 each. P/P 10/-.

AMERICAN GEARED MOTORS



24 volt D.C. motor fitted with precision gearbox giving twin outputs of 20 and 6 r.p.m. Also operates on 12 volts. 3/4 in. shafts. Brand new, 19/6 each. P/P 1/6.

100 KC/S CRYSTALS. 3/4 in. spacing, 15/- each. CV967 lin. C.R.T. 4 v. HEATER. Suitable for oscilloscopes, etc., 25/- each. P/P 1/-.

CRYSTAL MICROPHONE INSERTS. Only 4/6 each. P/P 6d.

ALKALINE NIFE ACCUMULATORS

Banks of 10 cells giving 12 v. 45 A.H. Unused in wooden crates, £5/10/- each. P/P 7/6. Size: 26 1/2 x 8 1/2 x 5 1/2 in.

MIDGET NIFE ACCUMULATORS. Single units, ideal for models, etc., 2/3 each. P/P 9d.

12-VOLT MOBILE AMPLIFIERS. Ex Admiralty. Mic. or gram. inputs, 10 watt output to 3 or 15 ohm speakers. Not new but in good working order, £8/19/6 each. P/P 5/-.

RCA ET 4336 PLATE TRANSFORMERS.

Special release, brand new in original transit cases. Primary tapped 200/250 v. 50 cycles. Secondary, 2,000/0/2,000 v. 400 ma., tapped 1,500/0/1,500 v. Price £12/10/- each. P/P £1.

COLLARO 4 SPEED AUTO CHANGERS



Turnover crystal pickup with permanent stylus. Mixed loading, manual or auto. Brand new, complete with all instructions, etc.

£6/19/6 each. P/P 4/6.

AMERICAN MULTI-RANGE TESTMETERS



1,000 ohms per volt, 400 microamp basic movement.	
A.C. VOLTS	D.C. VOLTS
2.5 v.	2.5 v.
10 v.	10 v.
50 v.	50 v.
250 v.	250 v.
1,000 v.	1,000 v.
5,000 v.	5,000 v.
D.C. CURRENT RESIST'CE	
1 ma.	500 ohms
10 ma.	100k. ohms
100 ma.	1 megohm
1 amp.	DECIBELS
	-10 to +69

ALL BRAND NEW. COMPLETE WITH INTERNAL BATTERY TEST PRODS AND INSTRUCTIONS. £5/19/6 EACH. P/P 3/-.

ROTARY CONVERTORS



12 v. D.C. input 230 volt A.C. 150 watts 50 cycles output. Housed in wooden case and fitted with voltage control slider resistance, switch, plugs and A.C. mains voltage output check meter. Supplied in perfect condition, individually tested. £9/19/6 each. P/P 10/-.

R.1155 COMMUNICATIONS RECEIVERS MODEL "L"



Incorporates the TRAWLER BAND. Coverage 200-250 kc/s. 600-1,500 kc/s. 1.5-3 mc/s. 3-7.5 mc/s. 7.5-18 mc/s. Supplied in perfect working order, aerial tested, with instruction book, £12/19/6 each. P/P 7/6. Standard MODEL "B" also available fitted with improved N type drive, perfect condition, £7/19/6 each. Combined A.C. mains power supply and output stage suitable for either above, 85/- each. P/P 3/6.

UNIVERSAL AVOMETER MODEL "D"

D.C. VOLTS	A.C. VOLTS	D.C. Current	A.C. Current
150 mv.	7.5 v.	15 ma.	75 ma.
300 mv.	15 v.	30 ma.	150 ma.
1.5 v.	75 v.	150 ma.	750 ma.
3 v.	150 v.	300 ma.	1.5 amp.
15 v.	300 v.	1.5 amp.	7.5 amp.
30 v.	600 v.	3 amp.	15 amp.
150 v.	750 v.	15 amp.	Resist.
300 v.	1,500 v.	30 amp.	ance
750 v.			1,000Ω
1,500 v.			10,000Ω



Supplied reconditioned as new, with internal battery, instructions and leads, £8/19/6 each. P/P 4/-.



MIDGET HOOVER ROTARY TRANSFORMER
2 1/2 in. x 4 1/2 in. Input 12 volts. Output 310/360 volts at 30 mA. Brand new and boxed, 12/6 each. P/P 1/3.

56-PAGE ILLUSTRATED CATALOGUE NOW AVAILABLE, 1/6 POST PAID.

ROTARY CONVERTERS. Input 24 volts D.C. Output 230 volts H.T. 50 cycles 100 watts. New, 92/6 each. P/P 7/6. Input 12 volt D.C. Output 230 volt A.C. 50 cycles 150 watts. New, £7/10/- each. P/P 7/6. Input 24 volts D.C. Output 230 volts A.C. 50 cycles 150 watts, £7/10/- each. P/P 7/6.


PARMEKO MAINS TRANSFORMERS. Input 230 volts. Output 350/0/350 volts 150 mA. 6.3 v. 4 amp., 5 v. 4 amp. Brand new, 32/6 each. P/P 2/6.

ADMIRALTY POWER UNITS. 200/250 volt input. Output 250 volts 150 ma. and 6.3 volts 6 amps. Fully smoothed, double choke and paper condensers, fused and fitted with input and output plugs. Housed in grey metal case for standard 19in. rack mounting. Supplied in perfect working order, 59/6 each. P/P 7/6.



PARMEKOTABLE TOP TRANSFORMERS. Input 230 v. 50 cycles. Output 620/550/375/0/375/550/620 volts 250 mA. Also 2-5 volt 3 amp. windings. Size: 6 1/2 x 6 1/2 x 5 1/2 in. Brand new only 45/- each. P/P 5/-.

EDDYSTONE MAINS POWER PACKS



200/250 volts input. Output 175 volts 60 mA. and 12 volts 2.5 amps. Double choke and condenser smoothed, 5Z4 rectifier. Supplied as new and unused, 32/6 each. P/P 3/6.

6-VOLT VIBRATOR POWER PACKS. Output 120 volts 30 mA. Fully smoothed, uses standard 4-pin mallyory vibrator. New and boxed, 12/6 each. P/P 2/-.

METER BARGAINS

50 Microamp. D.C. M/C, flush sq. 6in.	119/6
50 Microamp. D.C. M/C, proj. rd. 2 1/2in.	49/6
100 Microamp. D.C. M/C, flush rd. 2 1/2in.	42/6
500 Microamp. D.C. M/C, flush rd. 2in.	15/6
500/0/500 Microamp. D.C. M/C, proj. rd. 2 1/2in.	19/6
1 Millamp. D.C. M/C, flush rd. 2 1/2in.	25/-
50 Millamp. D.C. M/C, flush sq. 2in.	7/6
300 Millamp. D.C. M/C, flush rd. 2 1/2in.	9/6
7.5 Amp. D.C. M/L, proj. rd. 3 1/2in.	10/8
30 Amp. D.C. M/C, flush rd., 2 1/2in.	9/6
15 Volt D.C. M/C, flush rd., 1 1/2in.	10/6
25 Volt D.C. M/C, proj. rd. 2in.	8/6
120 Volt D.C. M/C, flush rd. 3 1/2in.	32/6
300 Volt A.C. M/L, flush rd. 2 1/2in.	25/-
300 Volt A.C. M/C, rectifier, flush rd., 2 1/2in.	25/-
500 Volt A.C. M/L, flush rd., 2 1/2in.	25/-

ALL BRAND NEW AND TESTED

MARCONI TF.373 UNIVERSAL IMPEDANCE BRIDGES. Recond. as new, £55 each. P/P 10/-.

W.S.88 LIGHTWEIGHT TELEPHONE HANDSETS. Ideal for intercoms, etc., 15/6 each. P/P 1/- . Std. Post Office handsets, 12/6 each. P/P 1/6.

COLLARO 4 SPEED SINGLE RECORD PLAYERS



Supplied brand new with instructions, etc. Fitted with latest turn-over crystal pickup. Only £6/10/- each. P/P 2/6.

FERRANTI POTTED FILAMENT TRANSFORMERS.

Hermetically sealed, ceramic terminations. All new and boxed, Type 1. 200/250 v. input. Output 6.3 v. C.T. 5.6 a., tapped 5 v. 6.3 v. CT, 4.8 a. tapped 5 v. 6.3 v. CT, 1 a., tapped 4 v., 19/6 each. Type 2. Input 200/250 v. Output 6.3 v. CT, 3.3 a. tapped 5 v. 6.3 v. CT, 1 a., tapped 4 v. 6.3 v. CT, .9 a. 6.3 v. CT., 6 a., 15/6 each. P/P 2/-, each type.

BARGAIN GRAM MOTORS. Garrard centre drive motors complete with turntable, 220/250 v. A.C. Adjustable mechanically from 0-45 r.p.m. Only 22/6 each. P/P 3/-.

AMERICAN ROTARY TRANSFORMERS. 2 models available with either 6 or 12 volt D.C. input. Output 250 volt. 80 mA., 22/6 each. P/P 2/6.


VARIAC TRANSFORMERS. Input 230 volts. Output variable from 0 to 250 volts 12 amps. £12/10/- each. P/P 5/-.

1-OHM 12-AMP. SLIDERS, 6/6. P/P 1/3.

BATTERY CHARGER or MODEL TRANSFORMERS. All new, boxed. Primaries tapped 200/250 volts, 3.5, 9 or 17 v. 1 A. 9/9; 3.5, 9 or 17 v. 2 A. 14/3; 3.5, 9 or 17 v. 4 A. 16/6; 9 or 17 v. 6 A. 26/-; 3, 4, 5, 6, 8, 10, 12, 15, 18, 20, 24 or 30 v. 2 A. 21/- . Add postage.

L.T. METAL RECTIFIERS. Full wave bridge connected. 12/18 v. 1 A. 6/3; 12/18 v. 2 A. 9/3; 12/18 v. 4 A. 13/9; 12/18 v. 6 A. 18/6; 30 v. 1 A. 12/6; 30 v. 4 A. 27/6; 24 v. 15 A. 62/6. Add postage.

W.1191 WAVEMETERS



Portable precision battery operated frequency check meters, coverage 100 kc/s. to 20 mc/s. Supplied complete with all valves, Xtal and calibration charts, £5/19/6 each. P/P 6/-.

EVERSHED VIGNOLLES SERIES II 500-VOLT MEGGERS. 0 to 100 megohm. Supplied in perfect condition with leather case, £15 each. Post paid.

PORTABLE PRECISION VOLTMETERS

BRAND NEW instruments by famous manufacturer. Housed in polished teak case. Moving iron movement reading A.C. or D.C. volts on 2 ranges, 0-160 v. or 0-320 v., Bin. mirror scale. Accuracy within 2%. Supplied at a fraction of original cost, £5/19/6 each. P/P 3/6.



UNIVERSAL AVOMINOR TESTMETERS

Small, compact, accurate instrument. Resistance measurements from 0 to 20 k. ohms, D.C. volts from 0 to 500 v., A.C. volts from 0 to 500 v., D.C. current from 0 to 500 mA. Supplied in perfect working order, complete with leather case and leads. £5/10/- each. P/P 2/6.



GW SMITH & CO (RADIO) LIMITED
 Phone: GERRARD 8204/9155
 Cables: SMITHEX LESQUARE
 3-34 LISLE STREET, LONDON, W.C.2

Telephone: MUSEUM 9594

H. FRANKS

58-60 NEW OXFORD STREET, LONDON, W.C.1

One minute from Tottenham Court Road Station

D.C. RECTIFIER UNITS. Type 19, Input 200/250 v. A.C. 50 C.P.S. Output 12/24 v. D.C. 3 amps. Continuous rating, fitted in metal case 19x8x7in. with fuses. switch, etc. Ideal for relay, telephones, Lab. work, etc. £4/17/6 each.

"KLAXON" T-TYPE 12UBU MOTORS. 1/10th H.P. 240 volt 50 cycles, single phase, series wound, 2,860 r.p.m. cont. rating. Overall length 8in. dia. 4 1/2in. diam. spindle. Fan cooled. New. £4/7/6 each.

"BATCHEWELL" TYPE W.O. THERMOSTATS. Variable 15° to 85° C. Changeover contacts 15 amps. A.C. 12in stem. New. 27/6 each.

HEAVY DUTY L.T. TRANSFORMERS. Pri. 230 volts sec. 50 v. 50 amps. adjustable by voltage regulator stud which on primary, built in steel case with meter reading 0-100 volts, mains switch and O.P. sockets, will stand 100% overload, supplied brand new, size of case 15in. x 12in. x 16in. approx., weight 100lbs. £15/10/-, carr. paid.

HYDRAULIC PUMPS. Ref. LH/mark IA, suitable for water or oil, flanged mounting spline shaft, new. 47/6 each.

"ROTARY" VARIABLE RESISTANCES. 300 ohm 250/300 watts, overall size 3 1/2in. x 4 1/2in. x 4in., on twin former with 1 1/2in. spindle, 1/2in. diam., new boxed 27/6.

SLIDING RESISTANCES. enclosed type, 20 ohms, 2.5 amps., 17/6.

NEW "EUBRO" UNIVERSAL METAL CASED MICRO-SWITCHES. Ref. 6C/4099. 40/- per doz. £15 per 100.

"HYMATIO" COMPRESSORS. Ex B.A.F. gives 45 lb. sq. inch when coupled to 1/2 h.p. motor. Fitted spline shaft. Ideal for paint spraying, etc. 47/6 each.

N.W. "KLAXON" SYNCHRONOUS CAPACITOR INDUCTION MOTORS. 230/240 volts A.C. 50 cycles. 1/40th h.p., 1,500 r.p.m., mounted in metal frame, 9in. long, 4in. wide, 4 1/2in. high, diameter of motor 3 1/2in., length 6in., with 1 1/2in. long spindle, diam. 1/2in., complete with capacitor, fan cooled, £3/17/6.

ADMIRALTY PATT. 68998 CONTACTORS. SHOCKPROOF, 3-pole plus aux. 10 amp. 440 vsc. contacts. 230 v. D.C. coil, mounted on bakelite panel 7 x 4 1/2in. 25/- each.

SENSITIVE TYPE ALTIMETERS. Ref. 6A/3154. 3-pointer type reading max. 50,000 ft. to min. 20ft., adjusting knob, millibar scale. Can be used as barometer. Unused. 42/6 each.

"STEWART WARNER" CAPILLARY-TYPE WATER TEMPERATURE GAUGES. 30in capillary, 40/220°F. 3 1/2in. flush mounting dial, 25/- each.

METROPOLITAN TICKETS BATTERY CHARGE TIME DELAYS. Type M.J.V. Fitted synchronous motor 200/250 vac. 60 c.p.s. Timing 1 to 8 hours; thermal device, contacts 30 amps. 250 vac. or 80 volts D.C. 10/- each.

B.T.H. ADMIRALTY PATTERN 57340 BELVYN TORQUE TRANCEIVERS. Weightlight, 230 volt 50 cycles; torque 20lb. in. Weight 37lbs., 1/2in. diam. spindle. New. P.P. pair 2/5.

NEW NEGRETTI AND ZAMBRA 200/250 volt A.C. operated control units, fitted step-down transformer to rectifier giving 12 volts D.C. which operates two relay operated single pole change-over 10 amp. mercury switches, housed in metal cabinet, 9 1/2 x 8 1/2 x 8in. 55/- each.

MURHEAD PRECISION KEY SWITCHES. locking type, D.P.C.O. each side. New. chromium-plated bezel. 10/- each.

AIR TEMPERATURE GAUGES. Ref. 6A/3150. 100° to 200° Mercury in Steel Capillary Tube. Transmitting type. Beading -30/0/50+ Centigrade. Suitable for greenhouses, etc. 18/6.

CAPILLARY RADIATOR THERMOMETERS. With 30ft. length of capillary tube. Ref. 6A/1313. Scaled 40/130° C. 27/6.

"BEECO" SLIDING RHEOSTATS. Twin former 26 ohm, 6j amps., length 14in., width 7in. Ideal for stage dimming, charging, etc. 48/6 each.

S.T.C. METAL BECKETT SETS. Input 200/250 volts A.C. 50 cycle output, 220 volts D.C. 1 1/2 amps., type 10D/1786, housed in metal cabinet 12x13x11in. Unused. (Carriage paid) 10/10/- each.

MAGNETIC RELAY. Ref. 6CW/454, with make 4 break 10 amp. contacts D.C. coil resistance 150 ohms, 24 volts operation, housed in metal screening case 2 1/2 x 1 1/2in. 8/6 each.

"VENNER" CLOCKWORK DELAY TIME SWITCHES. Variable 10 to 30 secs. Fitted 250 volt A.C. 5 amp. or 24 volt D.C. 5 amp. contacts make or break.

panel mounting size 2in. diam., 2 1/2in. long, new. 14/- each.

U.S.A. DYNAMOTORS. Input 12 v. D.C. Output 225 v. D.C. 100 m/a. 35/-.

PACKARD-BELL PRE-AMPLIFIER with 1-2B7T, 1-6S7GT, miniature relay, transformers, miniature 8-way plug and socket, switch and jack plug, size 5in. x 3 1/2in. x 4in. 22/6.

TYPE F60, HIGH-GRADE AUTO-TRANSFORMERS. 220/110 v. Completely shrouded. Size 7 1/2 x 5 1/2in. Weight 36lb. £5/17/6. P.P. 10/-.

B.S.R. TAPE DECK MOTORS. 110/220 v. A.C. 50 c.p.s., 1/2in. spindle, approx. size 3 1/2 x 2 1/2 x 1 1/2in. 25/-.

NEW G458 GUT CAMERAS, 60 16 mm. motor, fitted with 9in. f/3.5 lens, cassette taking 25 feet of film, gearing and gate mechanism for 24 volt D.C. operation, can be used as a cine camera by slight modification, unused. 26/15/-.

TYPE F60, AIRCRAFT CAMERA. Originally designed to photograph cockpit dials, uses 35 mm. film, fitted 1 1/2in. f/1.9 lens, hand or electrical wind, no shutter or iris diaphragm, will take single shots half-Lyca sheet pictures. Ideal for modification. New, in wooden case, 25 each.

AIR-POSITION INDICATORS, fitted with approx. 12lb. of useful parts, including 3 sets of infinitely variable speed gearboxes, two 27 volt D.C. 1.5 a. motors with pulley shafts, £23/5/- each.

SOLENOID OPERATED 24-VOLT D.C. CONTACTORS, by Watford Electric Co. Ltd., double pole contacts to carry 25 amps. 250 volts A.C., on Bakelite panel. 1 1/2in. thick, 8in. square, new. 37/6 each.

"VENNER" SYNCHRONOUS CLOCK MOTORS. 200/250 v. A.C. 3 watts, final speed 30 r.p.m. 16/6.

CLOCKWORK DRIVEN PROCESS TIMERS, variable 5 mins. to 30 mins., 5-amp. make or break contacts, totally enclosed, 3in. diam., 2 1/2in. high, 19/6.

WESTMAN GEAR CO. 3-DAY JEWEL LEVER MASTER CLOCKWORK MOVEMENTS. Admiralty pattern A.8236 final speed 1 rev. in 3 mins. with contacting point once per minute, in metal case 3 1/2in. diam., 2 1/2in. deep, stop and start device, with winding key, new. 55/-.

WESTERN ELECTRIC BLOWER MOTORS. Fitted centrifugal fan, available 12 volts D.C. or 110 volts A.C./D.C. Suitable for car heaters, projectors or miniature vacuum cleaners, etc. Size 4 1/2in. x 3 1/2in. approx. 29/6 each.

NEW SEWING MACHINE MOTORS. 100/130 volts A.C./D.C. 1/15th h.p. Fitted pulley, adjustable fixing bracket, needle light lamp with switch, rubber driving belts, connecting lead, etc. Less foot cont. 27/6 each.

G.G.S. RECORDER CAMERA Mk. III. Ref. 14A/4198, fitted with 1 1/2in. f/1.9 lens with iris diaphragm to f/16, variable speed shutter, takes 25ft. of 16 mm. film, operated by 24 v. A.C. Includes indexing cassette and transit case. £5/12/6.

PRESSURE PUMP UNITS. Operated by 24 volt A.C./D.C. motor develops 10 lb. pressure of vacuum. Complete with 10ft. length of pressure hose, cables and connectors, etc. Compact unit fitted in metal case, 6in. x 4in. x 4in. Made in U.S.A. Ideal for laboratory use, etc. New. In maker's cartons. 24 each.

MOTOR DRIVEN SELF PRIMING PUMPS. Ref. 6UE/3921, 24 volts, 2 amps, giving 7 g.p.h. at 15 lb. sq. in., will give proportionately less as 12 volts, overall length 9in. x 2in. wide approx., ideal for pumping water or oil, etc. 30/- each.

FRACTONAL H.P. MOTORS, 1/100th h.p., 200/250 volts D.C./A.C. length 3 1/2in., diam. 2 1/2in., double-ended spindle 1/2in. thick, unused, 27/6.

SOLENOID OPERATED OIL DILUTION VALVES, ref. 5U/3013, 24 volts, suitable for air or oil, maximum air pressure 40 lb. p.s.i., overall size 3 1/2in. long, 1 1/2in. diam. approx. 7/6.

D.H.H., 12-volt, ref. 5U/1564, 9/-.

CONTACTING FLOAT SWITCHES. Ref. 6CV/4843, comprising float in wire mesh container, 3in. diam., 4 1/2in. long, operating make or break sealed contact. Ideal for automatic bilge pump control, and non-corrosive liquids, etc. 15/- each.

9/12 VOLT A.C./D.C. MOTORS. U.S.A. Intermittent rating, coupled to gearbox. final speed 100 r.p.m., 1/2in. spindle, size 4 1/2 x 2 1/2 x 1 1/2in. 15/-.

STEP-DOWN TRANSFORMERS. Input 180/230 v. A.C. 50 cycles; output 2, windings 4.2, 4.2 v. 10 amps., ideal soil heating, spot welding. 22/6.

CONTACTORS. 6 make 5 amp. contacts. 240 v. A.C. 50 cps. coil. 16/6 each.

MIDLAND INSTRUMENT CO.

HUGHES MOTORS, shunt wound 12v. 1 1/2-amp., speed 5,000 r.p.m., reversing, size 3 1/2in. long, 1 1/2in. dia., 1/2in. shaft, weight 30 oz., a very superior motor designed for anti-radar equipment, new, unused, 10/-, post 1/6. Ditto fitted reduction gear, giving a final drive (1/2in. shaft) of either 320 or 160 r.p.m., state which required. 12/6, post 1/9.



BARR & STROUD RANGEFINDERS. 1-metre base, coincidence type, a hand-held instrument that gives range in yards or any distant object from 500 to 20,000 yards (12 miles). The variable focus 14 x right eyepiece provides two images of the object viewed: one from the right objective the other from the left. When these two images are brought into coincidence the range in yards can immediately be read in the left eyepiece. Fitted two filters and other refinements. A very high-quality instrument, original cost £180, car price new or near new condition, supplied in stout fibre containers, £5, carriage 100-m. 7/6, 200-m. 10/-, 300-m. 12/6. N.I. 20/-.

CHASSIS. U.S. manufacture all aluminium, 12 1/2 x 8 x 5 1/2in. complete with top cover, some items have been removed, remaining are—25 Amphenol midget ceramic BG7 type v/holders, complete with cans, over 70 colour coded 5% resistors, also many ceramic and other conds., trimmers, padders, fixed and variable inductances, transformer, v/control, etc., new, unused, bargain, 10/-, post 3/6.

OPTICAL UNITS, consists of a brass mount holding two high-grade 40-mm. dia. achromatic lenses, each 3in. focal length, forming a Petzval system, lenses easily removed by unscrewing retaining ring, new and perfect, 12/6 post 1/6, ditto identical except achromats are 3 1/2in. focal length, 12/6, post 1/6.

E.C.A. ROTARY RELAYS, 12-v. D.C., powerful 18-deg. movement, actuating 2 heavy and 1 light duty 3-pole changeover contacts, also fitted contact automatically opening coil resistance from 8 to 118-ohms holding, size 3in. x 3in. x 2 1/2in., weight 13 oz., new boxed, well worth 50/-. Our price 7/6, post 1/6.

JOHN OSTER MOTORS. 12 v. 1.4 amp., initial drive 5,000 r.p.m., fitted enclosed gearbox with two 1/2in. dia. shaft drives, one 6 and the other 24 r.p.m., also a linear reciprocating shaft in guides, with 1/2in. movement operating at 24 times a minute, easily one of the best of ex-Govt. motors, well worth £12, our price new unused 25/-, post 1/9.

VACUUM GAUGES, panel mounting 2 1/2in. square front, dial graduated in units up to 6 inches of mercury with 1/2 sub-divisions, back fitted brass union pipe connector, new boxed 5/-, post 1/6.


CHARGING SETS, lightweight, 46 lbs., easily carried. 4-stroke aircooled, runs for 18 hours from 1 1/2 gal. petrol, D.C. output 12 to 15 volts at 80 watts, complete with exhaust and silencer, canvas cover, completely reconditioned by makers and now as new, supplied in stout cases, our price £210/-, carriage 100 m. 12/6, 200 m. 16/6, 300 m. 20/- (inland only).

TELEPHONE SETS, consist of two combined microphones and receivers, which when wired up by ordinary twin flex, provides perfect 2-way communication, excellent results at 1 mile range have been reported, self-contained, no battery required, set complete, new unused, 7/6, post 1/3; suitable twin 14/36 p.v.c. up to 300ft. lengths at 1d. per ft. supplied, postage each 20ft. flex 3d. extra.

SELENIUM RECTIFIERS. These are latest brand new G.E.C. supply, not ex-Govt. or assembled from bits, full-wave bridge, 12-v. 1 1/2 amp. cont., 2 amp. int., 10/-, post 1/6; 12-v. 3 amp. cont. 4 amp. int., 15/-, post 1/6; mains transformers to suit 200, 230/250 v. with 5-11-17 v. output to charge a 2, 6 or 12 v. battery, brand new, 1 1/2 amp. type, 15/-, post 1/9; 3 amp. type 20/-, post 2/3, complete with wiring diagram.

Many other Bargains; send stamp'd addressed envelope for lists.
MIDLAND INSTRUMENT CO., MOORPOOL CIRCLE, BIRMINGHAM, 17
 Tel: HAR 1308

TRANSFORMERS FOR MULLARD 510 AND STEREOPHONIC AMPLIFIER



ALL TRANSFORMERS. Fully guaranteed. Shrouded. Upright mounting, interleaved and impregnated. Primaries on all mains Trans. 240-2250-200; 0-10 v. 50 c/s.

T.10L For two 510 amps., low loading (6,000 ohm. output trans.) 300-0-300 v., 150 mA. 6.3 v. 4 a. c.t., 6.3 v., 1 a., 34/-, P. & P. 2/6.

T.55 For 510 Amp and Tuner, 300-0-300 v., 120 mA. 6.3 v. 2.5 a. c.t., 6.3 v. 2.5 a., 6.3 v. 1 a., 32/-, P/P 2/6.

T.56 For 510 amps. 300-0-300 v. 100 mA. 6.3 v. 2.5 a.c.t., 6.3 v. 1 a., 27/-, P/P 2/6.

T.44 "510" Ultra Linear Output Trans. 8,000 ohm. 45% tapings, 30/-, P/P 2/6.

T.100 "510" Low Loading Output Trans. 6,000 ohm. (not Ultra Linear), 28/-, P/P 2/6.

SPECIAL OFFERS. T.44 and T.55. 59/-, P/P 3/6.

ONE T.101 and T.100's for Stereo Amplifier. 88/-, P/P 3/6.

"POWER-PAKS"
 Two new high efficiency mains transformers and contact cooled metal full-wave bridge rectifiers, 270 volts D.C. 60-100-200 mA. 6.3 v. 2-3 amps c.t., write for full details.

SOUTHERN TECHNICAL SUPPLIES, 83 Station Road, Portslade, Sussex

POLYTHENE

INSULATORS, END CAPS, PLUGS, ETC.

for T.V. AERIALS

Standard Articles or Special Mouldings AMPLEX APPLIANCES (KENT) LTD.

19 DARTMOUTH ROAD, HAYES, BROMLEY, KENT

(RAVensbourne 5513)

All export enquiries to

ANGLO NETHERLAND TECHNICAL EXCHANGE LTD., 3, TOWER HILL, LONDON, E.C.3.

ILLUSTRATED MAILING LISTS PRICE 1/6 POST PAID

See and Hear all the latest STEREO & Hi-Fi

LASKY'S RADIO

IN LONDON'S NEWEST DEMONSTRATION STUDIO

AMPLIFIERS
 QUAD, ROGERS, LEAK, RCA,
 JASON, LINEAR,
 PAMPHONIC, DULCI,
 W/B, AVANTIC
 ARMSTRONG, ETC.

SPEAKERS
 WHARFEDALE, GOODMAN'S,
 LOWTHER, G.E.C., LORENZ,
 PHILIPS, TANNOY, etc.

PICKUPS
 COLLARO, GARRARD,
 CONNOISSEUR, LEAK,
 B/J, ORTOFON,
 GOLDRING, etc.



**TRANSCRIPTION
 TURNTABLES**
 COLLARO, GARRARD,
 LENCO, CONNOISSEUR.

TAPE RECORDERS
 GRUNDIG, ELIZABETHAN,
 BRENELL, TRUVOX,
 SOUND VORTEXION,
 FERROGRAPH, ELON,
 HARTING, SIMON,
 REFLECTOGRAPH,
 STUZZI, TANDBERG,
 TELEFUNKEN, STELLA,
 WALTER.

CABINETS
 Wide selection including the
 New G-PLAN and NORDYK
 Contemporary Cabinets.

Photo shows only a section of our fine new Studio at 42 TOTTENHAM COURT ROAD in the heart of London's West End. Come and have comparative demonstrations under ideal conditions assisted by specialist staff. If unable to call, write us. Our Technical and Mail Orders Depts. are at your service.

SPECIAL OFFERS OF FAMOUS MAKE NEW AND UNUSED MULTI-TEST METERS



AN/27. Accurate, highly sensitive 27 range Test Meter. 5,000 ohms per volt A.C. and D.C. In black leatherette-covered wood case, 7 1/2 x 9 1/2 x 3 1/2" deep, with carrying handle and ample room for small tools as well as leads.


LIST 15 Gns.
LASKY'S PRICE
£11/19/6

Post 5/-
 Leads 7/6 extra.

Volts (D.C. and A.C.) 0-2.5-10-100-250-500-2,500.
 Millamps D.C. 0-500
 Amperes D.C. 0-1-5
 Ohms (on internal batteries) 0-2500-25,000-250,000-2,500,000
 Decibels ... 0, +20, +28, +34
 (ODB = 6mW into 500 ohms).

Available on easy terms.

HIRE PURCHASE. Deposit and monthly terms to suit you. Call or write stating requirements.



COMBINED AM/FM TUNER, CONTROL UNIT AND AUDIO PRE-AMPLIFIER (self-powered)

- Mdl. H11 by famous manufacturer. Note these star features:
- ★ FM plus Long, Medium and Short reception
 - ★ High Fidelity Audio Pre-Amplifier
 - ★ Independent Bass and Treble Controls
 - ★ Pickup Matching Device and Switch positions for LP and 78.
 - ★ Tape Record and Replay facilities
 - ★ For use with any Hi-Fi Amplifier
 - ★ Magic Eye Tuning Indicator.

For A.C. 200-250 v. 7 B.V.A. glass miniature valves, ECC85, ECH81, EBF89, two EF86, EM81, EZ81, and two matched Diodes. Glass dial, 11 1/2 in. x 5 1/2 in., fine readings and 'LOG' scale. Dimensions: length 12 in., depth 9 in. from dial front, 10 in. including knobs and spindles height 7 1/2 in.
 LISTED AT £29/3/10.

LASKY'S PRICE 20 GNS.

Carr. and Ins. 12/6.

Available on H.P. terms to suit you
 Full details post free on request.

AN/20. POCKET SIZE MICROTTESTER

18 range multi-test meter for amateur or service engineer. 5,000 ohms per volt A.C. and D.C. with accurate linear scales for the lower A.C. ranges. In black leatherette-covered case, 3 1/2 x 3 1/2 x 1 1/2 in. deep.

Volts (A.C. and D.C.) 0-2.5-10-50-250-1,000
 Millamps D.C. 0-1-000
 Ohms ... 0-15,000-1,500,000
 Decibels ... 0, +13, +27
 (ODB = 6mW 'nto 500 ohms.)

LIST 9 GNS.
LASKY'S PRICE
£5/19/6

Post 3/6
 Leads 3/9 extra.



STEREOPHONIC P.U. CARTRIDGES

RONETTE turnover 83/5
 ACOS 73-1a turnover
 or 71-3 55/5
 B.S.R. turnover 69/6
 B.J. with diamond 7 Gns.
 also
 with plug-in head 8 Gns.

JASON STEREO KITS
 in stock

7-VALVE AM/FM RADIOGRAM CHASSIS

Famous make, for 200-250v. A.C. Output 4 watts matched to 3 ohms speaker. 7 valves: ECC85, ECH81, EF89, EABC80, EL84, EZ80, EM81. Magic eye tuning indicator. Covers medium, long and FM bands. Length 12 in., height 7 1/2 in., front to back 8 1/2 in. Limited number only. Brochure on request.

LISTED AT 22 GNS.
LASKY'S PRICE £17.19.6

Carr. and Insurance, 12/6.

£3/12/- deposit and 12 monthly payments of 26/8.

SEE OVERLEAF FOR MORE NEWS FROM LASKY'S RADIO

LASKY'S RADIO

BARGAINS IN 4-SPEED MIXER AUTO-CHANGERS

B.S.R. 4-spd. mixer Auto-Changer type UA8, manual and auto-control, complete with latest B.S.R. "ful-fi" pick-up. Carr. & Pkg. 5/-

£6.19.6



Collaro RC.456. Incorporating auto and manual control. Complete with Studio crystal p.u. and sapphire stylus. List £13/17/-

LASKY'S PRICE £7.19.6

Post 3/6.

Garrard 120, MK. II, £9/19/6. Garrard 121, MK. II, £10/19/6.

COLLARO 4-SPEED SINGLE PLAYER

Model 4/564 with Studio T or O p.u.

£6.19.6

Post free.

Garrard 4SPH Single Player, £7/19/6. Post free.

Collaro "Junior" 4-spd. motor and p.u. with HGP59 cartridge. Post 2/6. Motor only 59/6, post 2/6. Pick-up only 29/6, post 2/6. **GARRARD** Auto-Changers, Transcription Motors, Pick-Ups, all latest models in stock.

CARRYING CASES

Large range of Cases for single record players, auto-changers and tape decks, at bargain prices. Call or send for list.

MULLARD 510 AMPLIFIER KIT

All specified components and your choice of transformers and chokes by Partridge, Haddon, W/B, Ellison or Gilson. **COMPLETE KIT** of parts and printed circuit as low as **£9.9.0**. Details on request. Book 3/6 post free. Printed Circuit separately 22/6. Also available built ready for use. Price according to transformers used.

MULLARD 3-3 AMPLIFIER

Built to Mullard's exact specification, with 3 Mullard valves EL84, EF86, EZ81, complete with front panel. **8 Gns.** Post free.

SPECIAL TAPE OFFER

Famous make, P.V.C. base on latest type plastic spools. Brand new, perfect, boxed and guaranteed.

1,200ft. on 7in. Spool ... 21/-
850ft. on 5½in. Spool 16/6
600ft. on 5in. Spool ... 12/6
400ft. on 4in. Spool ... 7/11
225ft. on 3in. Spool ... 6/6
Post: 1 Spool, 1/6.
Orders over 60/- post free.

FAMOUS MAKE DE LUXE

TAPE RECORDER

LISTED AT 64 GNS.

LASKY'S PRICE

42 GNS.

Complete with Lustraphone "Lustrette" mike and 1,200ft. tape Carr. and Ins. 21/-



BRAND NEW AND UNUSED

Limited number only

Embodies the famous Collaro Tape Transcriber Mk. IV. Tape deck, 6-valve Hi-Fi amplifier, and 10in. x 6in. elliptical speaker, in handsome case superbly finished two-tone simulated lizard. Overall size: 18½in. x 15½in. x 7½in.

TWO HIGH GAIN INPUTS for radio/gram and mike, each separately controlled and can be mixed, so that speech and singing can be superimposed on an orchestral background. Two outputs, monitor headphones and extension speaker.

4 WATTS UNDISTORTED OUTPUT. Freq. range at 7½in. per sec., 50/12,000 c.p.s. Separate bass and treble controls, automatic equalisation on all 3 speeds. Magic eye level indicator. Upper and lower track recordings can be made quickly without spool reversal and a safety device prevents accidental erasure. Three speeds, 3½in., 7½in., 15in. per sec., digital counter, pause control.

For A.C. mains 200/250 v. **GUARANTEED FOR 12 MONTHS.**


Demonstrations at both addresses. Available on H.P. terms; deposit and monthly payments to suit you.

The carrying case only can be supplied for 79/6 plus carriage.

SPECIAL OFFER OF HIGH FIDELITY TAPE RECORDER HEADS

Leading make, new and unused, upper or lower track RECORD/PLAYBACK, high impedance. Double wound and will reproduce up to 12,000 c.p.s. at 7½ i.p.s. Azimuth adjustments. Output 5 millivolts at 1 Kc. at 7½ i.p.s. EBASE, low impedance.

Please specify upper or lower track.



LASKY'S PRICE PER PAIR 49/6
Post 1/3

"LINEAR" STEREOGRAPHIC GRAM AMPLIFIER with outputs for two matched 2-3 ohm speakers. Can also be used as a straight 6-watt amplifier. Instructions supplied. **£6.19.6** Post & Pkg. 5/-

"LINEAR" TAPE DECK AMPLIFIER. Type LT45. A complete unit (power pack and oscillator incorporated) suitable for Collaro Tape Transcribers (all marks), Brenell, etc. **12 gns.** Post & Pkg. 5/-

"LINEAR" "CONCHORD." A high fidelity 30-watt amplifier incorporating pre-amplifier and tone controls. Employs latest Mullard EL34 output valves. **15 gns.** Post & Pkg. 7/6.

BARGAIN VALUE IN PORTABLE GRAM AMPLIFIERS

3½ watts output to 3 ohms speaker. Uses one valve and metal rectifier ECC82. Incorporates tone and volume controls. Size 8½in. x 3in. x 3½in. high.

LASKY'S PRICE 59/6 complete. Post 3/6

"LINEAR" "DIATONIC." High fidelity 10-14-watt ultra linear Amplifier with integral pre-amp. and tone controls. Two individually controlled inputs provide mixing facilities. **12 gns.** Post & Pkg. 5/-

MICROPHONE BARGAINS

ACOS type 33/1. Crystal hand or table Microphone.



Incorporates specially designed acoustic filter. Flat response 30-7,000 c.p.s. Omni-directional. Suitable for tape recording, public address, etc. Attractive dark brown plastic case. Brand new in maker's cartons. List 50/-

LASKY'S PRICE 29/6 Post 1/6.

ACOS CRYSTAL PENCIL MIKE, type MIC.39/1, complete with cable. Listed at £5/5/-

LASKY'S PRICE 59/6 Post 1/6.

In presentation case with Desk Stand, 69/6. Post 2/6.

ACOS Sub-min. Crystal Microphone Inserts type MIC.17. Size approx. ¾in. square, 7/32in. thick. Brand new and boxed. Each **3/6** Post 1/-.

MOVING COIL P.M. SPEAKERS

2½in. 17/6. 3in. and 3½in. 19/6
5in. 14/6. 6½in. 17/6. 8in. 19/6
10in. 29/6. 12in. 29/6
6½in. with transformer ... 21/-
7 x 4in. Elliptical ... 19/6
10 x 7in. Elliptical ... 32/6

TAPE DECK OFFER
COLLARO TAPE TRANSCRIBTOR, Mk. III, fitted with digital counter. Limited quantity only. List £22. Lasky's Price £17/19/6. Post free.

COLLARO TAPE PRE-AMPLIFIER, fitted and wired. £21.

COLLARO TAPE TRANSCRIBTOR Mk. IV. 22 gns.

LANE DECK £18/10/-.

WEARITE DECKS £35, £40 and £45. Carr. extra.

SPECIAL OFFER!

COLLARO 4-spd. Transcription Turntables, 4T200/PX, with Studio trans. p.u. Brand new and unused. List £19/10/-

Lasky's Price £16.19.6 Carr. & Pkg. 7/6

PICK-UP CARTRIDGES BELOW HALF PRICE!

Your choice of ACOS, GARRARD GC2 and B.S.R. "ful-fi" TC4 turnover crystal p.u. Cartridges, complete with L.P. and standard styl. All listed at 41/7. **LASKY'S PRICE 18/-** Post 1/-.

20,000 VALVES. Brand new surplus and imported, also full stocks of B.V.A. valves and C.R. Tubes. List post free.

LASKY'S PORTABLE GRAM AMPLIFIER KIT

2 watts. Note small dimensions, approx. 6½in. x 3½in., max. height 5in. Uses EL84 output and 6X4 rectifier.

COMPLETE KIT, including valves, printed circuit, full instructions, less Speaker. **49/6** Carr. 2/6.

7in. x 4in. "Elac" Elliptical Speaker, if required, 14/6 extra.

SEE OVERLEAF FOR MORE NEWS FROM LASKY'S RADIO

AMAZING BARGAIN IN BAND III CONVERTERS

LISTED AT 9 GNS.

LASKY'S PRICE **75/-**

Post & Pkg. 5/-.

By famous manufacturer of Pye group. Limited number only, in maker's cartons. 3 valves: ECF80, ECC84, EZ90 rectifier, 8 switched channels on Band III, converting to any Band I channel. Incorporates own power supply for 100-250 v., 50 cycles, A.C. Black crackle finish metal case, 8in. x 5½in. x 4in. high, with rubber feet.



ALL TYPES OF CHASSIS

We hold the largest selection.

Leading makes including all models ARMSTRONG, EM-PRESS, DULCI, etc.

A.M. chassis, L.M.S. from 7 Gns
A.M./F.M. chassis from 14 Gns
A.M./F.M. STEREO from 22 Gns

DULCI HI-FI CHASSIS TUNERS AND AMPLIFIERS

New designs including:—
Mdl. H.4. AM/FM Radiogram Chassis, 4 wavebands, including V.H.F. £24/6/6
Mdl. H.4.PP. AM/FM Radiogram chassis, 4 waves including V.H.F. 6-8 watts o.p. push-pull, ultra linear £29/3/10
Mdl. H.4T/2. Self-powered AM/FM Tuner £24/19/-
Mdl. H.4T. Self-powered AM/FM Tuner £20/19/-
Dulci FM Tuner £17/10/3

LASKY'S RADIO

TELETRON "COMPANION"



NOW ON PRINTED CIRCUIT 3-TRANSISTOR POCKET RADIO, T.R.F. circuit covering med. and long waves, with balanced armature output. Ferrite aerial. Size 4½ x 3 x 1¼. CAN BE BUILT FOR ONLY **99/6** Full instructions and price list 6d. post free.

POCKET VOLT TEST METERS. Two ranges D.C. 0-250 v. and 0-25 v. With leads in leather case, 12/6. Post free.

TRANSISTORS

AUDIO P.N.P. Junction Type suitable for high gain and low freq. amplifiers, and for output stages up to 250 milliwatts. **7/6** (Double spot—yellow and green.) 3 for 20/-, 6 for 37/6, post free.
R.F. P.N.P. Junction Type suitable for medium and low freq. oscillators, freq. changers and I.F. amplifiers **15/-** (1.5 to 8 Mc/s.).
(Double spot—yellow and red.) 3 for 40/-, 6 for 75/-.
Special prices for larger quantities

MULLARD Transistors. OC44 40/-; OC45 35/-; OC70 or OC71 21/-; OC72 or OC73 30/-; OC16 60/-.

BRIMAR Transistors. TS1 or TS9 12/6; TS3 15/-; TS4 27/6; TP1 or TP2 40/-; TJ1 15/-; TJ2 16/6; TJ3 19/6.

"GOLDTOP" POWER TRANSISTORS

All types now in stock, details on request. Example: V15/10P as illus., ideal for output stage of car radio, will give approx. 3 watts operating from 12v. Each 17/6. Post free.
Output Transformer to suit, correct ratio, matched to 3 ohms, 9/6. Post 1/-.
Driver Transformer 9/6. Post 1/-.
C.R. TUBES, new, unused. 14in. £14/19/6; 17in., £16/19/6; 12in., £8/19/6; 9in. £5/17/6. Carr. and ins., 22/6.

TURRET TUNERS. All types—Cylidon, Brayhead, Telenge, Valradio. Describe your set and we will quote you Prices from 79/6.

RADIO PARCELS

No. 1. Everything to build a 4-valve 3-wave superhet for 200/250 v. A.C. mains. Can be built for 27/19/6.
No. 2. Everything to build a T.R.F. 3-valve set for 200/250 v. A.C. mains. Med. and long wave. Can be built for £5/10/- Carr. and pkg. 2/6. Instruction Book for either above. 1/-

TRANSISTOR PORTABLE

For Construction on PRINTED CIRCUIT 6½in. x 2½in. using 7 Transistors and 1 germanium diode; 6 v. operation; very low consumption, 200 milliwatts p.p. output; Ferrite rod aerial; fully tunable; 3 of 7in. x 4in. elliptical or 3½in. P.M. speaker: choice of cabinet. Circuit diagram and full building instructions supplied.



CAN BE BUILT FOR **£9.19.6** Post & Pkg. 3/6

Full data and building instructions available separately. 1/6 post free.

LASKY'S 4-VALVE S/HET PORTABLE

FOR ONLY 27/7/- plus 3/6 carr. and pkg. you can build this battery Portable using all brand new components and valves. PRINTED CIRCUIT, circuit diagram and full instructions supplied. Only batteries extra. Circuit diagram and full data 1/6.

FOR ONLY 29/9/- plus 3/6 carr. and pkg. you can build this job as a mains and battery Portable using our specially designed build-it-yourself Power Unit for 200-250 v. A.C.



SPECIAL OFFER MINIATURE INSTRUMENT SOLDERING IRONS

Famous make, 230/250 v., 25 watts, complete with pencil bit and 3-core flexible lead. Overall length 10-in. Tell-tale light in handle shows when current is on. LIST PRICE 22/6. **LASKY'S PRICE 16/6** Post 1s. 3d.

CONDENSERS, RESISTANCES. High stability Resistances, Electrolytics. All values and sizes stocked.

SPEAKER COVERINGS. Large stocks of Tygan and "Some-weave." Any size piece cut. Samples and prices post free.

JASON F.M. TUNER

Special Parcel containing data book, chassis front panel, dial, drive, tuning condenser full sets of coils, I.F.s, ratio detector, etc. Post 2/6.
DATA BOOK with price list, 2/-.
This tuner can be built for £8/15/-, post 3/6.
Also in stock JASON "ARGONAUT" AM/FM TUNER and JASON "MERCURY" switched Tuner. Data Books 2/- each, post free.

ALL TYPES F.M. TUNERS DULCI, QUAD LEAK, ROGERS, etc.

LASKY'S F.M. TUNER

PRINTED CIRCUIT VERSION OF G.E.C. 912 "FM PLUS" TUNER FOR HOME CONSTRUCTION
Uses 5 valves, 2 germanium diodes and brand new T.C.C. condensers. The PRINTED CIRCUIT ensures that the I.F. and R.F. amplifiers are extremely stable at maximum gain and results are consistent on all tuners.

CAN BE BUILT FOR (including valves) **£7.19.6** Post Free.
G.E.C. FM TUNER BOOK plus our full data and Shopping List, 2/6 post free. All parts available separately. ALIGNMENT SERVICE available.

MIDGET T.R.F.

Handsome contemporary design case, overall size 8½in. wide, 4½in. deep, 5in. high. 2 latest double-purpose valves EBF89 and ECL80, contact cooled rectifier. For A.C. mains 200-250 v. med. and long wave 5in. P.M. speaker. Plastic cabinet in cream, pastel green, pink, blue.

FULL DATA, instructions, circuit diagram shopping list, 1/6.



CAN BE BUILT FOR **£4.19.6** Post & Pkg. 5/-.

CABINET only, as illustrated, 14/-, plus 4/6 post and pkg.

LASKY'S TRANSISTOR SUPERHET TUNER

For construction on Printed Circuit, size 3½in. x 3½in. Uses 3 R.F. transistors, 1 germanium diode, 3 I.F. transformers, Ferrite rod aerial. Operates from 6 v. battery and 1.5 v. cell.

CAN BE BUILT FOR **£5.12.9**

Post 3/6. Full details on request.

LASKY'S TRANSISTOR AUDIO AMPLIFIER

MK. II (200/250 milliwatts) Size 5½ x 2 x 1½in., weight 4½ oz. excluding battery. Operates from 6 v. battery. Output imp. 3 ohms.

COMPLETE KIT including 4 transistors, all brand new components, latest T.C.C. miniature condensers, Printed Circuit and full instructions. Post 3/6. **79/6** Full data and circuit diagram, 1/-.

OPEN ALL DAY
SATURDAY
Early Closing
Thurs., 1 p.m.
(Both addresses)

LASKY'S (HARROW ROAD) LTD.
42 TOTTENHAM COURT ROAD, W.1.
Nearest Station Goodge Street
MUSEUM 2605

370 HARROW ROAD, PADDINGTON, W.9.
(Opposite Paddington Hospital)
LAD 4075 and CUN 1979

PROMPT POST SERVICE
Please address
Mail Orders to
Harrow Road.

RECORD PLAYER CABINETS



**R.P.1
49/6**

A practical cabinet, nicely designed, cloth covered two-tone (brown and coffee). Size 15 x 17 x 8in. deep. Takes B.S.R. 4-speed autochanger and 6 1/2in. round or elliptical speaker Carr. and ins., 4/6.


R.P.6. 49/6

Elegant cabinet, cloth covered in grey or red with sunken control panel and speaker fret. Size 13 x 17 x 8in. deep. Takes B.S.R. Monarch 4-speed autochanger; 7 x 4in. elliptical speaker and most of the modern portable amplifiers. Carr. and ins. 4/6.



R.P.4. 79/6

Stylish cabinet by famous manufacturer. Cloth covered in contrasting colours (red and grey). Gilded front controls panel. Size 15 x 19 x 8 1/2in. deep. Beautifully made—a cabinet of which you can be really



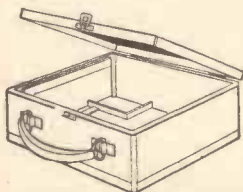
proud Takes 4-speed B.S.R. Autochanger, 6 1/2in. round or elliptical speaker. Room for any amplifier of your own choice. Carr. and ins., 4/6.

STEREOPHONIC AMPLIFIER £7.19.6

12 months guarantee

Beautifully made for portable stereophonic record players. Latest design with printed circuit. Dimensions 3 x 5 1/2 x 9 1/2in. A.C. only. Mains isolated. Twin amplifiers each side giving 3-4 watts output. Incorporating ECL82 triode pentode valve. Full tone, volume and balance controls. Complete and ready to fit. Knobs 3/6 per set extra. P. P. and Ins. 4/6.

STURDY CASE 12/6



8 1/2 x 7 1/2 x 3 1/2in. deep. Covered in burgundy and grey washable Rexine. Strong clasp, hinges and handle. Ideal for Portable Radio chassis or Transistor set. Can be adapted as a record carrying case to hold eighteen 7in. long playing records. P & P. 2/6.

STRONG PHOTOGRAPHIC SLIDE CASE 17/6

Rexine covered. Size 8 x 12 1/2 x 2 1/2in. deep. Takes 150 slides. Numbered partitions. Plated clip. Strong carrying handle. P. & P. 2/6.



MOTOR BOARDS. 2/6
For 4-speed Autochangers. P. & P. 1/3.

**FROM
DUKE & CO.**



B.S.R. MONARCH 4 SPEED AUTOCHANGERS £6.19.6

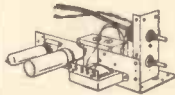
Incorporating auto and manual control complete with turnover crystal P.U. and sapphire stylus. P.P. and ins., 5/6.

COLLARO 4-SPEED AUTOCHANGER £7/19/6

Incorporating auto and manual control complete with studio crystal P.U. and sapphire stylus. P.P. and ins., 5/6.

AMPLIFIERS

12 MONTHS GUARANTEE



PORTABLE AMPLIFIER MARK D1 59/6

Brand new. Latest design with printed circuit. Dimensions 7 x 2 1/2 x 5in. A.C. only. Mains isolated 2-3 watts output. Incorporating EL84 as high gain output valve. Volume and tone controls. Knobs 2/6 extra. P. & P. 3/6.

PORTABLE AMPLIFIER MARK D.2. 79/6

Printed circuit. Latest design. Dimensions 7 x 2 1/2 x 5in. A.C. only. Mains isolated 3-4 watt output. Incorporating the latest ECL82 triode pentode output valve giving higher undistorted output. Volume and tone controls. Knobs 2/6 extra. P. & P. 3/6.

PORTABLE AMPLIFIER MARK D.3. 89/6

De luxe model. Printed circuit. Latest design. Dimensions 7 x 2 1/2 x 5in. A.C. only. Mains isolated 3-4 watts output. Incorporating the latest ECL82 triode pentode output valve giving higher undistorted output. Volume treble and bass control. Knobs 3/6 extra. P. & P. 3/6.

PORTABLE AMPLIFIER MARK D.4. 69/6

Brand new. By famous manufacturer. Especially built for portable record players. Dimensions 4 1/2 x 3 1/2 x 4in. A.C. only. 2 valves: EL84 as high gain output valve, EZ80 as rectifier. Volume and tone controls. Knobs 2/6 extra. P. & P. 3/6.



★ A FEW ONLY: —

GARRARD STEREO AUTOCHANGERS £12/19/6. R.C. 121/Mk. II automatic selection for any size record. Separate heads for monaural and stereo. Carr. and Ins. 5/6.

ALSO


COLLARO CONQUEST STEREO AUTOCHANGERS. 11 Guineas. With turnover cartridge for stereo L.P. and Standard. Carr. and ins. 5/6.

**R.P.2.
69/6**



A beautifully styled cabinet. Made by a famous manufacturer. In polka dot grey cloth with clipped lid and carrying handle. Size 16 x 14 1/2 x 8 1/2in. deep. Will take B.S.R. Monarch 4-speed Autochanger and 4 x 7in. elliptical speaker and most of the modern portable amplifiers. Carr. and ins. 4/6.

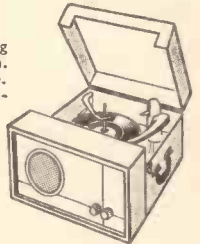
R.P.5.



59/6 A well designed cabinet in brown leatherette. Strong clip fasteners, easy carrying handle. Takes B.S.R. Monarch autochanger and space for a 4 x 7in. elliptical speaker. Can be made up into an Ideal Record Player. Size 16 x 14 1/2 x 8 1/2in. deep. Carr. and ins. 4/6.

R.P.3. 79/6

A delightful looking cabinet 14 1/2 x 17 1/2 x 8 1/2in. in 2-tone leatherette. Will take a B.S.R. Monarch 4-speed autochanger and 6 1/2in. round speaker. Carr. and ins. 4/6.




EXTENSION SPEAKERS 19/9



Polished wood cabinet of attractive appearance. Fitted with 8in. P.M. speaker W.B. or Goodmans of the highest quality. Standard matching to any receiver (2.5 ohms). Switch and flex included. Ins., carr. 3/6.


IDEAL FOR STEREOGRAPHIC SOUND Bin. P.M. Speakers 8/9. With O.P. Transformer fitted 10/-, 6 1/2in. P.M. Speakers 12/6. 4 x 7in. Elliptical Speakers, 19/6. Postage 2/9.

TELEVOX TELEPHONE AMPLIFIER 89/6



Invaluable in a noisy office or workshop. 3 valves: UY41, UF41, UL41. 3in. speaker and a suction type vibration microphone. A.C./D.C. Size of amplifier 7 x 11 x 3in. Fits any type of G.P.O. telephone. P.P. & ins. 4/6.

BAKELITE CABINETS 9/9



Brand new. Colour brown. Attractive design. Size 12 x 7 x 5 1/2in. Ideal for small receivers, convertors, etc. P. & P. 3/9.

GANG CONDENSERS. 1/9

Salvage guaranteed. Standard size two gang .0003. All tested and guaranteed. P. & P. 1/3.

GANG CONDENSERS. 1/9

Salvage guaranteed. Standard size two gang .0005 (500 pF.). All tested and guaranteed. P. & P. 1/3.

GANG CONDENSERS. 1/9

Salvage guaranteed. 3 gang, .0005 (500 pF.). All tested and guaranteed. P. & P. 1/3.

SOLO SOLDERING TOOL. 12/6

110 v. 6 v., or 12 v. (special adaptor for 207/240 v. 10/- extra.) Automatic solder feed including a 20ft. reel of Ersin 60/40 solder and spare parts. It is a tool for electronic soldering or car wiring. Revolutionary in design. Instantly ready for use and cannot burn. In light metal case with full instructions for use. Postage 2/9.



SOUND/VISION AND I.F. STRIP. 25/6

Plessey. Tested. I.F.'s 10.5 Mc/s sound, 14 Mc/s vision. 8 valve holders. Less valves. Size 8½ x 5 x 4½in. Circuit included. The tuner unit plugs directly into this chassis. P. & P. 2/6.

SOUND/VISION AND I.F. STRIP. 10/6

Salvaged. Complete sound and vision strip. 8 valve holders. Less valves, I.F.s 16-19.5 Mc/s. Size 8½ x 4½ x 4½in. Drawings free with order. P. & P. 2/6.

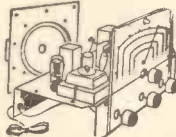
SOUND/VISION AND I.F. STRIP. 10/6

Salvaged. Superhet. 8 valve holders. Less valves. I.F.s 7.25 Mc/s sound, 10.75 Mc/s vision. Vision complete from input up to video output. Sound complete from input to A.F. amplifier. P. & P. 2/6.

TIMEBASE. 4/9

Containing scanning coils, focus unit, line transformer, etc. Less valves. Drawings free with order. P. & P. 2/6.

SUPER CHASSIS. 99/6



5-valve superhet chassis including 8in. P.M. speaker and valves. Four control knobs (tone, volume, tuning, w/change switch). Four w/bands with position for gram. P.U. and extension speaker. A.C. Ins. Carr. 5/6.

POWER PACK AND AMPLIFIER. 29/6

R.F. E.H.T. Not tested. Amplifier stage 6V6 with O.P. trans. 3 ohms matching. Smoothed H.T. 350 volt at 250 mA., 6.3 v. at 5 amp., 22 v. at 3 amp., 6.3 v. at 4 amp. and 4 v. centre tapped. Less valves. Drawings free. Size 14½in. x 8 x 7in. Ins. carr. 5/6.

POWER PACK AND AMPLIFIER. 19/6

Output stage PEN45. O.P. trans. choke. Smoothed H.T. 325 volt at 250 mA., 4 v. at 5 amp., 6.3 v. at 5 amp., 4 v. at 5 amp. centre tapped. Valve base for rectifier. Octal or 4 pin. Output is taken from standard plugs. Less valves, Ins. carr. 5/6.

POWER PACK AND AMPLIFIER. 19/6

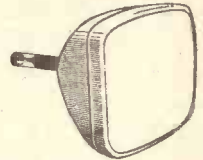
Tested. Output stage 6V6 with O.P. trans. 3 ohms. choke. Smoothed H.T. 350 v. at 250 mA., 6.3 v. at 5 amp., 22 v. at 3 amp., 6.3 v. at 4 amp. and 4 v. centre tapped. Less valves. Ins., carr. 5/6.

IDEAL CHASSIS. 39/6

5-valve superhet. A.C. Radio or Radiogram chassis. 3 wave bands and gram switched. 8in. P.M. Speaker included. Set of valves 45/9 extra. Chassis size 19½ x 7½ x 9in. Carr. 5/6.

REGETTERED IMPROVED VACUUM T.V. TUBES

12 months' guarantee



17" Rect. £7. 10. 0 14" Rect. £5. 10. 0

Our 12-months' guarantee (6 months full replacement, 6 months progressive) illustrates our whole-hearted confidence in the Tubes we offer. We sell many hundreds a week throughout the country and have done so for the past 7 years. Many of them go to the Trade, i.e., to Insurance Companies, Renters and Retailers who are thoroughly satisfied with our supplies. Remember, they also hold a 10-days' money back guarantee.

9in., 10in., 14in., 15in. and 16in. Round Tubes. Our special offer of these sizes £5. 12in. TV Tubes £6. Three months' guarantee on round Tubes. Ins., carr 15/6.

EXPRESS DESPATCH SERVICE

Please phone to confirm Tube in stock. Send Telegraph Money Order. Tube despatched Passenger Train same day.

14in. TV CHASSIS, TUBE AND SPEAKER. £15/19/6

As above, with 14in. Rectangular Tube. 12 months' guarantee on Tube, 3 months' guarantee on chassis and valves. Chassis with Tube and Speaker (less valves), £15/19/6. With all valves, £21/19/6. Complete and working with Turret Tuner, £24/9/6. Ins., carr. (incl. Tube), 25/-.

POPULAR 12in. PLESSEY TV CHASSIS. 39/6

This is a real bargain for anyone wanting to make up their own TV at a very low cost. I.F.s 10.5-14 Mc/s. Simply adapted for a 12 Channel Turret Tuner and can be modified to take a larger tube. A chassis in one unit. Untested. Less valves, tube, speaker and scanning coils. (All can be supplied as extras.) Circuit diagram available at 3/6 or FREE with order. Carr. and ins., 10/6.



HOME RADIO. 79/6

A.C./D.C. Universal mains 5-valve octal superhet 3 waveband receiver can be adapted to gram. P.U. In attractive wooden cabinet 9½ x 18½ x 11½in Ins., carr. 7/6.

SUNDRIES

TV AERIALS. 25/6

For all I.T.A. channels. Outdoor or loft. 3 elements. P. & P. 2/6.

AERIALS. 15/9

B.B.C. Indoor type. Folded dipole with 12ft. Co-ax cable fitted. Post 1/9.

TV AERIALS. 7/9

For all channels. Complete with Co-ax cable. For use indoors or in the loft. Postage 1/3.

SOLDER REELS. 1/6

On plastic spools. 60/40 3-core Ersin. 20ft. for 1/6. Will fit the Solo Tool. Post 4d.

INSULATING TAPE. 1/6

Finest quality 75ft. x ½in., in sealed metal container. Post on 1 tin 9d; post on 6 tins 2/-.

MAINS TRANSFORMERS

DROP THROUGH TYPE. 12/9

350-0-350 volts at 250 mA., 6.3 volt at 4 amp., 6.3 volt at 4 amp., 4 volt at 3 amp., 22 volt at .3 amp., 4 volt centre tapped at 1.5 amp. Primary 200-250 volt. 50 cycles. P. & P. 3/9.

DROP THROUGH TYPE. 12/9

350-0-350 volts at 250 mA., 6.3 volt at 5 amp., 4 volt at 4 amp., 4 volt at 7 amp., 4 volt centre tapped at 1 amp. Primary 200-250 volt. 50 cycles. P. & P. 3/9.

UPRIGHT TYPE. 3/9

350-0-350 volt at 80 mA., 12 volt at 1.5 amp., 4 volt at 2 amp. Primary 100-120-200-250 volt. Fully shrouded. Ideal for mains auto transformers. P. & P. 2/9.

MAINS AUTO. 12/6

0-205-225-245-volts at 300 mA. Isolated windings of 6.3 volt at 2-6 amp., 6.3 volt at 3-6 amp., 2 volt at 1-4 amp. P. & P. 3/9.

O.P. TRANS. 1/3

Standard size 2-5 ohms. Post 1/- 20 for £1. P. & P. 5/6.

HEATER

TRANSFORMER. 12/9

12 volt at ½ amp., 0-200-250 volts primary P. & P. 1/9.



HEATER TRANSFORMER. 3/9

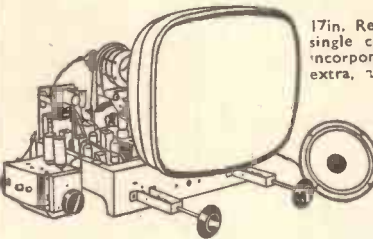
2-1 Ratio or 1-2 Ratio auto. transformer. 2 volt at 1.4 amp. primary, 4 volt secondary. P & P. 1/9.

ELECTRIC CONVECTOR HEATER. 99/6



You can confidently install an Electric Convector Heater in the children's bedroom. No fear of their nightclothes catching fire. They provide a steady comfortable heat at an economical price. A.C./D.C. switched for 1 or 2 kW illuminated grille. Size 26 x 18 x 7½in deep. Ins., carr. 10/6.

17" T.V. CHASSIS, TUBE & SPEAKER £19. 19. 6



17in. Rectangular Tube on modified chassis. Supplied as single channel chassis covering B.B.C. channels 1-5 or, incorporating Turret Tuner which can be added as an extra, at our special price to chassis purchasers of 50/- giving choice of any 2 channels (B.B.C. and I.T.A.). Extra channels can be supplied at 7/6 each. Chassis size 12 x 14½ x 11in. less valves. Similar chassis are used by well known companies because of their stability and reliability. With Tube and speaker £19/19/6. With all valves £25/19/6. Complete and working with Turret Tuner £28/9/6. 12 months' guarantee on the Tubes 3 months' guarantee on the valves and chassis. Ins. carr (incl. Tube), 25/-.

DUKE & CO.

Closed Thursday 1 p.m. OPEN ALL DAY SATURDAY. (Dept. 1.2.) 621/3, ROMFORD ROAD, MAJOR PARK, E.12.

Send for FREE Catalogue. ILLFORD 6001/3

TERMS AVAILABLE

CLYNE RADIO LTD.



162, HOLLOWAY ROAD, LONDON, N.7
 North 6295/67
 and 18, TOTTENHAM COURT ROAD, LONDON, W.1
 MUSeum 5929/0095

(50 yards only from Tottenham Court Road Tube)
 All post orders and correspondence to 162, HOLLOWAY ROAD, LONDON, N.7

STEREO & HI-FI EQUIPMENT

We stock equipment of Quality by all leading makers • QUAD • LEAK • ROGERS • DULCI • AVANTIC • PAM • JASON • B.T.H. • ARMSTRONG • CHAPMAN • GRUNDIG • VERDIK • HARTING • G.E.C. • WHARFEDALE • GOODMAN • W.B. • T.S.L. • COLLARO • GARRARD • B.S.R. • LINEAR • RECORD-HOUSING, etc., etc.
 Leaflets available on request. Write or call for individual attention. Terms available if required.

BUILD A QUALITY TAPE RECORDER FOR ONLY 39 GNS.



Comprising:
 Collaro Mark IV Tape Transcriber Deck £25 0
 Special ready built amplifier £14 14
 8 x 6in. elliptical loudspeaker £1 10
 Special de luxe Portable Cabinet with gilt fittings £4 10
 Collaro Mike (or similar) ... £2 5
 1,200ft. spool E.M.I. tape ... £1 15
TOTAL £49 14

OUR SPECIAL INCLUSIVE PRICE ONLY 39 GNS. If all items purchased together, plus 15/- C. & P. Full assembly instructions provided. Note: We shall be pleased to wire the tape deck switches for you if you wish, at an extra charge of £1. Hear this wonderful recorder at either of our branches or send stamp for further details. Terms available.

RECORD UNITS

COLLARO AC 3/554. Three-speeds single record Player for A.C. mains, 200/250 v. Cream finish, complete with turnover crystal pick-up incorporating the well-known high output "T" type head. Strictly limited quantity at £5/19/6 plus 3/6. P. & P.



LATEST B.S.R. UA12. Stereo 4-speed auto-changer unit complete with PUL-PI stereo cartridge for monaural or stereo records. Brand new and fully guaranteed. £12/12/- plus 3/6 P. & P.
B.S.R. MONARCH. Mixer Autocchanger in cream and gold. £8/19/6, plus P. & P. 3/6. Limited stocks.
THE LATEST COLLARO "CONQUEST" 4-speed autochanger in cream with Studio "O" insert. £7/19/6, plus P. & P. 3/6.
GARRARD RC. 121D MK. II STEREO MONAURAL 4-SPEED AUTO-CHANGER

This is the very latest unit by this famous manufacturer. Supplied complete with GCS plug-in turnover crystal head and sapphire stylus for 78 and L.P. standard records. Brand new and fully guaranteed. Very limited stocks at ONLY £11/0/6, plus 5/- P. & P. NOTE: The very latest Garrard L.P. Stereo plug-in head for above unit can be supplied as an optional extra for only £2/0/1 inc. P.V.T. Terms available.

GARRARD 4RF

A quality 4-speed single-record unit complete with TPA12 transcription arm and GCS crystal pick-up. Size (space read.) 17 1/2 x 13 1/2 x 3 1/2 in. above board and 3 1/2 in. below. PRICE £19/7/10. Plus 3/6 P. & P.

GARRARD 4SF

This famous single-record 4-speed unit complete with GC2 turnover crystal head and sapphire stylus available in limited quantity. Brand new and fully guaranteed. Only £8/19/6, plus 3/6 P. & P.

LIMITED SUPPLIES OF THIS FINE AND POPULAR CABINET

Instantly recognised as being of leading High Quality manufacturers' stock, this trolley-type cabinet is finished in polished dark walnut. Can easily be adapted to accommodate tape recorder, amplifier, radiogram, etc., etc. External measurements: 24 1/2 in. x 16 in. x 29 in. The whole is mounted upon "easy run" castors. Subject to being unsold £5/19/6, plus 15/- C. & P.




Our advantageous deferred terms are available on any single item over £5. Your enquiries invited.

If not stated, please add postage on orders under £1. Cash with order or C.O.D. (charges extra).

EXTRA SPECIAL OFFER !!

A small three-valve PORTABLE RECORD-PLAYER AMPLIFIER mounted on baffle 12 x 7 in. with High Flux 6in. Loudspeaker, Valve line-up ECC83, EL84, EF90. Incorporates separate bass and treble controls. Max. output 3 watts. Will match all types of high impedance pick-up. Ready to use. £5/12/6 plus 3/6 P. & P.




NEW STYLE CABINET finished in two-tone Leatherette. Will accommodate above Amplifier and Baffle without modification, also most types of Ancillary Equipment. Overall size 18 x 13 1/2 x 8 1/2 in. Fitted with carrying handle. £9/9/6 plus 5/- P. & P. NOTE: If both items purchased together they will be supplied at a special inclusive price of £8/7/6 plus 6/6 P. & P.

LOUDSPEAKERS AND ENCLOSURES


We stock all leading makes including B.T.H., Wharfedale, W.B., Goodman, etc., etc. Enquiries invited.

JASON J.T.V. TUNER



All components for building this long awaited tuner, covering 3-BBC/FM and BBC/TV sound channels, can be supplied ex stock, at a special price of ONLY £13/19/6. P. & P. 3/6. Including all valves and PRE-FABRICATED FRONT END TURRET. Incorporates built-in power supplies, tuning indicator and series noise limiter on A.M. Comprehensive assembly instructions together with itemised component price list available separately at 3/6 post free. NOTE: Please state Local Channels when ordering.

MULLARD 510 HIGH-FIDELITY AMPLIFIER



Our printed circuit version of this excellent amplifier, with ULTRA-LINEAR PUSH-PULL output stage, giving an exceptionally high quality output of 10 watts (max.). Built-in Controls are provided for independent bass and treble Tone correction to suit all types of signal input. Will match all crystal or high impedance magnetic pick-up heads, P.M., A.M. or A.M./P.M. tuners or tape recorder output. All required components of best quality to Mullard Spec. are offered at a special inclusive price of £9/9/- plus 3/6 P. & P.

Instruction Book, containing full constructional details theoretical, practical wiring diagrams, itemised, price list available separately at 3/6, post free.

PORTABLE GRAM AMPLIFIERS

RC1A AMPLIFIER. A small high-quality gramophone amplifier, employing the latest circuitry and highly efficient miniature valves. Very neat chassis finished in bronze stove enamel. Size (overall!) 5 1/2 x 4 x 6 in. Valves, 6X5, ECL82. Output 3 watts max. Controls, Volume, Tone/On/Off. For use on A.C. mains 200/250 v. Price £3/19/6 plus 2/- P. & P.

RC2A. Small PRINTED CIRCUIT single-valve high-gain amplifier for the smaller type of portable. Employs latest type ECL83 valve. Further details on request. Price only 59/6 plus 2/- P. & P.

RC3A. A superior quality 3-valve amplifier employing EZ80, EL84 and ECC83. With separate bass and treble controls. Further details on request. Price £3/19/6 plus 2/6. P. & P.

DECCA PORTABLE AMPLIFIER. As supplied in famous DECCAMATIC III. Complete with small cream control panel escutcheon and knobs. Full range tone and volume controls. Employs ECL82 valve. Size 3 x 3 1/2 x 8 1/2 in. Only 59/6 plus 2/6 P. & P.

SPECIAL CELESTON 8 x 6in., elliptical high flux loudspeaker, 30/- plus 1/- P. & P.

VERY ATTRACTIVE PORTABLE CABINET in Red and White or Black and White polka dot for accommodating the above items and ancillary equipment, 75/-, plus 5/- P. & P. NOTE: Supplied post free if all above items purchased together.



RECORD HOUSING "NORDYK" UNITS

The above illustrated cabinets are available at £21/12/-, inc. Plus C. & P. £1. Terms available.

WE NOW STOCK THE FULL RANGE OF "RECORD HOUSING" CABINETS. These cabinets are renowned for their excellent quality and superb finish. Send for illustrated leaflet of complete range.

Open: Tottenham Court Road: 9 a.m. to 6 p.m. Mon. to Fri., Sat. 1 p.m.
 Holloway Road: 9 a.m. to 6 p.m. daily.
 Thurs. 1 p.m., Sat. 5.30 p.m.

★ BARGAIN CORNER ★

A CONSTRUCTORS' MUST!
THE LATEST "PICO" INSTRUMENT BIT SOLDERING IRON
 With integral Stand and built-in Spot-Light for illuminating work. 200/250 v. ONLY 22/6. P. & P. 1/6.

EX-W.D. FIELD TELEPHONE SETS.
POWER NO. 1 MK. II. As new, complete with handset, bell and buzzer. £3 each or 25/10/- pair.

EX-W.D. DON MK. V FIELD TELEPHONE SET. Complete with handset, buzzer hand generator, Morse key. £3 each or 25/10/- pair. (Both above plus 2/6 P. & P.)

OCTAL PLUGS, EX. EQUIP. 9d. ea., plus P. & P. 6d.

PACKARD BELL PRE-AMPLIFIER SNIP! Complete with 6SL7GT and 28D7 Plugs, hand switch, many components contained in useful metal case. Brand new, boxed and complete with circuit diagram and instruction book. Only 12/6 plus 1/6 P.P.

MULLARD 3-3 HI-FI AMPLIFIER to Mullard spec. Assembled, tested, fully guaranteed. £8/8/- plus 3/6 P. & P. Leaflet on request.

H.G.P. 59 CRYSTAL INSERT. Complete with LP and 8TD Sapphire Styl. Brand new. 18/- plus 9d. P. & P. Suitable for B.S.R. Monarch, etc.

SPECIAL PURCHASE from MINISTRY. BRAND NEW NO. 17 Mk. II TRANSMITTER/RECEIVER.
 Built into strong wooden cabinet 15in. x 14in. x 9in. Complete with headphones and microphone. Range 5-8 miles with simple aerial.

Frequency coverage 44-61 mc/s. (5-7 metres). Uses standard 120 v. H.T. and 2-volt L.T. batteries. Complete with full operating instructions, 59/6. (Batteries not supplied).

24 VOLT ROTARY CONVERTERS. Input 24 v. D.C. Output 200/250 v. A.C. 100 watts. Complete in black steel box 13 1/2 in. x 11 1/2 in. x 8 in. Weight approx. 30lb. Completely smoothed, incorporates Sodium Lamp transformer. Brand new 92/6.

POLYSTYRENE COIL CEMENT. 1/10 per bottle plus 6d. P. & P.

6 VOLT VIBRATOR PACK. Ex-W.D. Output 140 v. at 30 mA. Fully smoothed. Size only 6 1/2 in. x 6 in. x 2 1/2 in. New condition 12/6. Plus 1/6 P. & P.

SPECIAL UNREPEATABLE OFFER!

ATTRACTIVE POLISHED WOODEN EXTENSION SPEAKER CABINET fitted with good quality 8in. loud-speaker unit (for example: Goodman, W.B., or similar), supplied in original condition as High impedance unit with volume control, easily converted to standard Low impedance for matching domestic Radio etc. Size approx. 11in. x 14in. x 6 1/2 in. These are reclaimed "Rental" units in first class working order and are ONLY 16/6 complete, plus 3/6 P. & P.



10in. RECORD, GOOD QUALITY LOUD-SPEAKER. Complete with O.P. trans As good as new. 17/6 plus 1/6 P. & P.

12in. BAKERS SELHURST LOUD-SPEAKERS. 15 ohm, 15 watt, 30-14/000 cps. Few only. Brand new. 24/10/- plus 3/6 P. & P.

12in. RICHARD ALLAN P.M. LOUD-SPEAKER. 3 ohm speech coil. Brand new. Only 92/8 plus 2/6 P. & P.

10in. LOUDSPEAKER. Ex-equip. as new. Less transformer. 3 ohm speech coil. 15/- plus 1/6 P. & P.

3-SECTION WHIP AERIALS. Ideal for fishing rods, etc. Each section 4ft. Only 7/8 set. Plus 2/6 P. & P.

NYLON DRIVE CORD. 12 yd. Reel. Best quality 3/6 plus 6d. P. & P.

CLR LOW IMPEDANCE HEADPHONES 5/6 pair. BRAND NEW IMPORTED High impedance lightweight headphones. Finished in cream. 15/- for DLR5 Moving Coil. Low impedance Headphones 7/6 pr. All plus 1/- P. & P.

"INTERNATIONAL RADIO TUBE ENCYCLOPAEDIA." World-wide tube data in 14 languages plus English. Approx. 770 pages, 63/- plus 3/6 P. & P. Or Terms: 10/- deposit and 6 monthly payments of 10/-.

—TRANSISTORS !!!

SURTEL P.M.P.	
RED SPOT (Audio/Experimental Applications)	7/8 ea.
WHITE SPOT R.F. up to 2.5 Mc/s.	15/- ea.
STANDARD-BRIMAR	
T.S.1	18/- ea.
MULLARD	
OC16 Power 3 watt	60/- ea.
OC44	40/- ea.
OC45 R.F. up to 6 Mc/s.	35/- ea.
OC70	21/- ea.
OC71	24/- ea.
OC72, matched pair	60/-
NEWMARKET	
V8/R2 R.F. up to 4 Mc/s.	24/- ea.
V6/R4 P.F. 4-8 Mc/s.	33/- ea.
V6/R5 R.F. 8 Mc/s.-up.	42/- ea.
AUDIO	
V10/15A	15/- ea.
V15/10P (Power)	20/- ea.
(Data sheets available.)	
(ALL POST FREE)	

HEADSET SPECIAL. Excellent quality super lightweight low impedance magnetic headphones complete with button microphone attached and plastic ear moulds by world famous manufacturer. Absolutely brand new. 45/- pair. Plus 1/6 P. & P.

TRANSFORMER SPECIAL. Superior quality half shrouded drop thro' Mains Transformer. Input 20/250 v. Output 350-0-350 v. 80 mA., 6.3 v. 3 amps. 5 v. 2 amps. Ex-equipment but guaranteed O.K. Only 9/6 plus 1/- P. & P.

METER SPECIAL. We have a limited quantity of aircraft electrical thermometers, by Weston. 2in. moving coil meter, flush square fitting. These meters have a luminous scale graduated 40-140 degrees centigrade, but the full-scale deflection is approximately 150 microamps. Price 12/6 each only, plus 1/- P. & P.

POWER PACK. By leading manufacturer. Input 200/250 v. Output 350-0-350 280 mA., 6.3 v. 8 a., 6.3 v. 2 a., 4 v. 7 a., 5 v. 2 a. Fully smoothed. Incorporates valve rectifier GZ32. Chassis measures 13in. x 7in. x 5 1/2 in. Wt. 22lb. Few only at 24/19/6 plus 3/6 P. & P.

6 1/2in. GOOD QUALITY EXTENSION LOUD-SPEAKER in attractive Bakelite Cabinet. (Black or Brown). Complete with input socket and two wander plugs. Slightly shop soiled. Guaranteed working order. ONLY 27/6 plus 1/6 P. & P.

CRYSTAL MIC. INSERTS. Ex-equip but perfect. 4/6 each. Plus 9d. P. & P.

WIRING WIRES. 5 coils 10 yards each in different colours contained in cellophane bag. 5/- bag plus 9d. postage.

"USWAGS"

No. 38 TRANSMITTER RECEIVER
 (Popular Walkie-Talkie). We have been most fortunate in obtaining a further supply of these complete stations comprising TX/RX unit headphones, microphone, aerial, junction box, battery satchel and full operating instructions. Range: approx. 5 miles. Frequency coverage 7.4-9 mc/s. ABSOLUTELY BRAND NEW. 65/- (Batteries not supplied). Export enquiries invited.

"USWAGS"

LIGHTWEIGHT EXCELLENT QUALITY INSTRUMENT BIT SOLDERING IRON. (Jin. bit) complete with neon indicator built into handle. 25 watt element. Suitable for use on AC/DC mains 200/250v. Brand new 18/6. Plus 1/- P. & P.

12 VOLT VIBRATOR PACK. Mallory. Output 150 v. 40 mA. Complete with Synchronous Vibrator. Brand new 12/6. Plus 1/6 P. & P.

MORSE KEYS. SUPERIOR QUALITY. Brand New. 2/6 plus 1/- P. & P.

TO BUILD YOURSELF

● ALL PARTS AVAILABLE SEPARATELY ●

WE ARE THE EXPERTS IN THIS FIELD AND CARRY THE MOST COMPREHENSIVE STOCKS IN THE COUNTRY	All required components at special inclusive price	Instruction Book and P. itemised & price list P. available separately
(1) New Look "RAMBLER" all dry s/het portable	£7 7 0	2/6 1/6
(2) "RAMBLER" Mains Unit (suitable for most portables) ...	£2 7 6	1/6 9d.
(3) "ECONOMY FOUR" T.R.F. Mains Receiver	£5 10 0	2/6 1/6
(4) "FAMILY FOUR" (our new T.R.F. Receiver)	£4 19 6	2/6 1/6
(5) "SUPERIOR FOUR" (four valve mains receiver)	£6 9 6	2/6 1/6
(6) GRAM Chassis 5-valve Superhet	Now Discontinued	
(7) T.S.L. F.M. Tuner (self powered)	£10 19 6	3/6 2/6
(8) Standard JASON F.M. Tuner	£6 15 0	2/6 2/-
(9) Fringe area JASON F.M. Tuner	£7 15 0	2/6 2/-
(10) JASON "MERCURY" Switch tuned F.M. feeder	£9 19 6	2/6 2/-
(11) OSRAM 912 Printed circuit F.M. Tuner	£8 8 0	2/6 2/6
(12) JASON "ARGONAUT" AM/FM Chassis	£15 5 0	2/6 2/-
(13) JASON "ARGONAUT" AM/FM Tuner	£13 19 4	3/6 2/-
(14) F.M. Power pack (suitable for most tuners)	£1 17 6	1/6 1/-
(15) R.C. 3/4 watt amplifier (with Bass, Middle and Treble controls)	£4 5 0	2/6 1/-
(16) 2-amp. Battery charger	£1 16 6	2/6 3d.
(17) R.C. Transistor/Crystal Receiver (with 'phones)	£1 17 6	1/3 3d.
(18) R.E.P. 1-valve Battery Receiver	£2 2 0	2/- 9d.
(19) "CRY-BABY" ALARM (Baby Alarm)	£3 12 6	2/6 1/-
(20) "R.E.P. MINI-7" Transistor Portable (see opp.)	£9 19 6	2/6 1/6
(21) MULLARD 510 Amplifier (printed circuit) Ultra Linear version	£9 9 0	3/6 3/6
(22) TELETRON "COMPANION" 3-Transistor Printed Circuit Portable	£4 19 6	2/- 6d.
(23) TELETRON "TRANSIDYNE" Transistor Portable	£11 19 6	2/6 1/-
(24) "DE-LUXE" Printed Circuit Superhet	£7 19 6	3/6 1/6
(25) JASON J.T.V. Tuner	£13 19 6	3/6 3/6
(26) RADIO JACK	19 6	1/6 6d.
(27) MULLARD TYPE "C" Tape pre-amp.	£12 9 6	3/6 2/6
(28) TAPE RECORDER with Collaro Mk. IV deck)	£40 19 0	15/- 1/-
(29) JASON J. 3-3 Stereo pre-amp.	£15 17 0	2/6 2/6
(30) JASON J. 4-4 Stereo pre-amp.	£22 14 0	2/6 3/-

The following are also available assembled and tested:—
 (2) "RAMBLER" Mains Unit, £3/5/-; (7) T.S.L. F.M. Tuner, £13/15/-; (4) F.M. Power Pack, 52/6; (15) R.C. 3/4 watt Amplifier, £5/5/-; (16) 2-amp. Battery charger, 45/-; (19) "CRY-BABY" Alarm, 87/6; (21) Mullard 510, £12/12/-; Instruction Books which contain full description, easy-to-follow practical wiring diagrams, theoretical diagrams, itemised price lists, etc., are supplied free of charge with all parcels but may be purchased separately if required.

NOTE: (2) The "RAMBLER" Mains Unit is suitable for use with MOST all-dry portables.

S.T.2. PRINTED CIRCUIT STEREO AMPLIFIER

A beautifully made printed circuit stereo amplifier. Ideal for portable equipment of superior quality. Valve line-up: 2-6AQ5, 2-12AX7 and 1-EZ81. Ganged volume, Bass and Treble Controls. Supplied complete with two good-quality 8in. loudspeaker units. All connections clearly marked. Size 4 1/2 x 10 1/2 x 3 1/2 in. high. ONLY 11 GNS. plus 3/6 P. & P. Or less loudspeaker units, 9 gns. plus 1/- P. & P.

RADIO JACK. The latest addition to our comprehensive range of equipment to build yourself. Covers local Medium Wave Stations, variably tuned. Compact self-contained unit requiring only connection to aerial (no power supplies required) for first-class reception when used in conjunction with your tape recorder or high gain amplifier. All necessary components available at a special inclusive price of only 19/6, plus 1/6 P. & P.

"USWAGS"

Does this mean anything to you? IT SHOULD! It means: UNRIVALLED SERVICE WITH ABSOLUTELY GUARANTEED SATISFACTION and is yours for the asking, whether MAIL ORDER CUSTOMER or PERSONAL CALLER. EVERY item supplied, from the cheapest to the dearest, is covered by our satisfaction or money back guarantee. Make "USWAGS" as familiar to you as it is to us!!!

AN ELECTRONIC ORGAN. Many readers will be interested to hear that we are in the process of constructing the excellent Electronic Organ designed by Mr. Alan Douglas, M.I.R.E., A.M.I.E.E. The completed organ will be on view at our Holloway Road branch in due course (see later for announcement). For the benefit of all would-be constructors, all Components, Keyboards, Chokes, etc., will be available ready made. Your enquiries are invited. Full constructional details available in book form at 15/- plus 1/6 P. & P. Please address enquiries re above for the attention of L. Roche.

A SUPERB NEW TRANSISTOR POCKET PORTABLE (BY PERDIO). An attractive receiver employing 6 selected transistors and covering Medium and Long wavebands. Housed in smart cream plastic case, size 5 1/2 in. x 8 1/2 in. x 1 1/2 in., with gilt table stand and control knobs. All necessary components for construction of this beautiful receiver are available at a special inclusive price of £9/19/6, plus 2/6 P. & P. including comprehensive, easy-to-follow instructions (available separately, 2/6, post free).

"ROLEX" SPECIAL HEAVY DUTY MAINS/BATTERY AMPLIFIER. Very smart unit housed in grey crackle finish case with chrome and cream fittings. For use on A.C. mains 200/250 v. or 6 v. D.C. battery. Valve line-up: 6BK7; 6BS7; 6SL7; 2-6V6; 6X5; and 629C Vibrator. 20 watts output to match 4, 8, 16, 250 and 500 ohm speaker systems. Ideal for P.A. work etc. Size 13 1/2 in. x 8 1/2 in. x 7 1/2 in. Mike and gram inputs with separate gain controls, tone control. Brand new, fully guaranteed. ONLY £15/15/-, plus 7/6 P. & P.

CLYNE RADIO LTD.

162 Holloway Road, London, N.7,
and
18 Tottenham Court Road, London, W.1

ELPICO

a.c. 77

Stereophonic Amplifier

- Stereophonic or Monaural
- 8 watts combined
- Undistorted Output
- Two Inputs on Selector Switch
- Ganged Controls
- Balance Control
- Outputs for 15 ohms, 7.5 ohms and 3.75 ohms Speakers
- Printed Wiring Circuitry for uniformity of characteristics



The ideal high-fidelity amplifier for the enthusiast who wishes to obtain the maximum enjoyment from both stereophonic and monaural reproduction of records, radio or tape. The A.C.77 provides exceptional quality of reproduction at an economical price, without loss of any of the wide range of facilities expected from such equipment.

Export Enquiries Invited.

LEE PRODUCTS (GT. BRITAIN) LTD.,
Elpico House, Longford Street, London, N.W.1.
Telephone: EUSTon 5754.

Available from all leading stores and dealers. Full details from the manufacturers:—

STABILIZE YOUR AC MAINS with the finest equipment at a fraction of the normal cost:— FERRANTI 7½-KVA MOVING COIL AUTOMATIC VOLTAGE REGULATORS

Any stabilized output voltage in the range 200-250 v. can be selected by plug-board tapings. The selected output voltage is automatically maintained constant within $\pm 1\%$, at all loads 0 to 30 37½ amps., when the supply voltage is varying over the range +8% to -12%

- Frequency compensated 45-55 and 54-66 c/s.
- Excellent output wave-form.
- Can also be used as a variable transformer.
- Unused. Complete with spares and instruction book.

P. B. CRAWSHAY

94 Pixmore Way, Letchworth, Herts. 'Phone 1851

FOR THE AMATEUR AND ENGINEER

TRANSISTOR: Mullard OCTO, 21- each. OCT1 23- each.
CHASSIS KITS, Chassis 13½in. x 7½in. x 11½in. punched for 5 min. valves, etc., including dial backing plate, fly wheel and coil plate, 10- each P. & P. 3/6.
S.T.C. SELENUM RECTIFIERS, 250 v 70 mA. Replace existing valve rectifier for life, 4/6 each. Distributor SUPPRESSORS, 6d. each.
BULGIN SPOT TOGGLE SWITCHES 1- each PLESSEY CP75167 Frame Blocking Oscillator Transformers, 3/6 each. PLESSEY KP7877/1 Frame Transformers 7/- each. SWITCHED WIRE WOUND POTS. Standard with long spindle, 25K and 50K only, 5/6 each.
COIL PACKS. Long, medium and short wave, complete with diagram, 10/6 each.
TCC VISCONAL CONDENSERS. 001uf 7 Kv. CP5590, 2/- each. 20- doz.
STANDARD CARBON POTS. 500K S.P.S.T., 1½in. spindle, 2/6 each.
Full range of Bernard's and Norma's. Price publications.
FIDELITY E.P.A. Non-auto. handle; all size records of all types (4 speed) B.B.E. motor and dual turn-over pick-up, £10/19/6. plus 3/6 P. & P.
OUTPUT TRANSFORMERS. 01 Standard Pentode, 7/6 each.
UNIVERSAL MAINS TRANSFORMERS. Tapped inputs, Universal secondaries for valve heaters. Universal mounting. Secs. 0-1-0.3 v 3 A and 0-4-5 v. 2 A 19/6 each.
TWO VALVE plus metal rectifier inter-comm. units, with socket for microphone one way in polished wood cabinet, 24 each. Plus 3/6 P & P.
TERMS. C.O.D. or cash with order. Post & packing extra.

RADIO HAM SHACK LTD.

155 Swan Arcade, Bradford, 1, Yorks.
THE W. RIDING MAIL ORDER SPECIALISTS

TELEVISION AERIAL COMPONENTS DESIGNED FOR CONSTRUCTING BAND I & BAND III T.V. AERIALS ELEMENT DIMENSIONS SUPPLIED FOR ALL CHANNELS

Selecting at random from our new multi-page catalogue:

- ★ Band III Folded Dipoles (As illustrated)
- ★ Mast Coupling units for 2" Masts
- ★ Reflector and director rod holders
- ★ Insulators, Both Rubber and Plastic (As illustrated)
- ★ Masthead Fittings for ¾", 1", 1½" and 2" Masts.
- ★ Alloy Tubing for Elements, Cross boom and masting.

Send 1/- P.O. for the revised, fully illustrated catalogue to:

FRINGEVISION LTD., Marlborough, Wilts.

Phone 657/8



AMPLIFIERS PRE-AMPLIFIERS

COMPLETE KITS OF PARTS
FOR THE "HI-FI" ENTHUSIAST

Designed by MULLARD—Presented by US strictly
to their specification

MULLARD DESIGNS FOR THE HOME CONSTRUCTOR

**THE VERY POPULAR
MULLARD "5-10"
MAIN AMPLIFIER**



Undoubtedly the most successful amplifier yet designed, and used in conjunction with the new Mullard Pre-Amplifier, an undistorted power output of up to 10 watts is obtained. Thoroughly recommended to the "Hi-Fi" enthusiast who contemplates a very high quality home installation. In addition the versatility of the equipment makes it quite suitable for use in small halls, etc. We supply complete to MULLARD'S SPECIFICATION with specified valves and components including the latest PARMEKO Ultra-linear Output Transformer and the Parmeko mains transformer which has power available to drive Radio Tuning Unit.
Price for COMPLETE KIT OF PARTS..... **£10.00**
Alternatively we supply ASSEMBLED and TESTED..... **£11.10** (Carriage and Insurance 5/- extra.)
We also offer this "5-10" incorporating the latest PARTRIDGE ULTRA-LINEAR OUTPUT TRANSFORMER for **£1.6/-** extra.

**MULLARD'S NEW
2-STAGE
PRE-AMPLIFIER
TONE CONTROL UNIT**



A completely new design employing two EF86 valves, and in particular designed to operate with the Mullard range of Power Amplifiers, but also perfectly suitable for other makes.
Briefly it incorporates—
● Equalisation for the latest R.I.A.A. characteristic.
● Input for variable reluctance Magnetic Pick-ups.
● Input for Crestal Pick-ups.
● Input for Tape replay.
(a) Direct from High Impedance Tape Head.
(b) From a Tape Amplifier or Pre-Amplifier.
● Sensitive Microphone Channel.
● Wide range BASS and TREBLE Controls.
● Attractive Perspex front control panel.
● Our Kit is strictly to MULLARD'S SPECIFICATION. **£6.6.0**
Price, COMPLETE KIT OF PARTS..... **£8.8.0**
Alternatively we supply ASSEMBLED and TESTED..... **£8.8.0** (Carriage and Insurance 5/- extra.)

**THE NEW
MULLARD "3-3"
MAIN AMPLIFIER**



Based entirely on the present very popular "3-3" model and designed to operate in conjunction with the new 2-stage PRE-AMPLIFIER (shown here) thus providing all the facilities associated with the more expensive "Hi-Fi" equipment. We recommend it as the IDEAL SMALL INSTALLATION where very high quality is desired at the lower volume level (up to 3 watts).
We supply complete to MULLARD'S SPECIFICATION INCLUDING the latest PARMEKO Output Transformer specified Valves and Components. Has Power available to drive a Radio Tuning Unit.
Price for COMPLETE KIT OF PARTS..... **£7.0.0**
Alternatively we supply ASSEMBLED and TESTED..... **£8.0.0** (Carriage and Insurance 5/- extra.)

**Special
Price
Reductions
WE OFFER**

Only NEW HIGH GRADE Components and Mullard Valves are supplied with these kits—we DO NOT use "Surplus or Cheap" components.

- (a) THE COMPLETE KIT OF PARTS to build both the "3-3" MAIN AMPLIFIER and the 2-stage PRE-AMPLIFIER-CONTROL UNIT..... **£12.10.0**
 - (b) THE COMPLETE KIT OF PARTS to build both the "5-10" MAIN AMPLIFIER and the 2-STAGE PRE-AMPLIFIER-CONTROL UNIT..... **£15.15.0**
- *ALL PRICES QUOTED FOR THE "5-10" ARE SUBJECT TO 1/6/- EXTRA IF THE PARTRIDGE TRANSF. IS REQUIRED.

Please enclose S.A.E. if ILLUSTRATED and DESCRIPTIVE LEAFLETS are required... alternatively the COMPLETE ASSEMBLY MANUALS containing component Price Lists and practical Drawings, etc., are available at 1/6 each.

- (a) THE "3-3" and the 2-STAGE PRE-AMPLIFIER both ASSEMBLED and TESTED..... **£15.0.0**
- H.P. TERMS: DEP. £3 and 12 monthly payments of £1/2/- or DEP. £5 and 12 monthly payments of 18/4.
- (b) THE "5-10" and the 2-STAGE PRE-AMPLIFIER both ASSEMBLED and TESTED..... **£18.18.0**
- H.P. TERMS: DEP. £3/16/- and 12 monthly payments of £1/7/8 or DEP. £6/6/- and 12 monthly payments of £1/3/1.

When ordering please include an extra 7/6 to cover the cost of carriage and insurance

**THE NEW
COMPLETE
MULLARD "5-10"
AMPLIFIER**



We offer this popular and very successful design COMPLETE to MULLARD'S SPECIFICATION, but incorporating some improvements in the general layout. HIGH QUALITY REPRODUCTION up to a maximum of 10 watts output. The CONTROL UNIT is separate and completely enclosed; it is normally fitted to the Main Amplifier Chassis as shown in the illustration but, if it is desired to use the unit remote from the Main Chassis, it can be quite easily detached and used up to 2 yards distance. We incorporate SPECIFIED COMPONENTS and NEW MULLARD VALVES. We also give the purchaser the choice of two of the best ULTRA-LINEAR OUTPUT TRANSFORMERS made—first the latest by PARMEKO LTD. and also the latest by PARTRIDGE (£1/6/- extra), which is generally recognised as the best U/L Output Transformer made today and ensures maximum undistorted output and the widest frequency range. We also supply the PARMEKO MAINS TRANSFORMER, and this has extra power available to supply a Radio Tuning Unit amounting to 250 volts at 35 mA. and a separate heater winding giving 6.3 volts 31 amps.
Price COMPLETE KIT OF PARTS (PARMEKO TRANSFORMER)..... **£11.10.0**
Alternatively we supply ASSEMBLED and TESTED (plus 6/6)..... **£13.10.0**
H.P. TERMS: DEP. £2/14/- and 12 monthly payments of 19/10 or DEP. £4/10/- and 12 monthly payments of 16/8.
Send S.A.E. for ILLUSTRATED LEAFLET or 1/6 for the COMPLETE ASSEMBLY MANUAL.

**THE NEW
COMPLETE
MULLARD "3-3"
AMPLIFIER**



A VERY HIGH QUALITY 3-WATT AMPLIFIER PROVIDING EXCELLENT REPRODUCTION AND HAVING AN ATTRACTIVE ENGRAVED PERSPEX FRONT PANEL.
Price for COMPLETE KIT OF PARTS (plus 6/6 carriage and insurance)..... **£7.10.0**
Alternatively supplied ASSEMBLED and FULLY TESTED..... **£8.19.6** (Plus 6/6 carriage and insurance.)
The complete specification is available for 1/6.
Derived from the very popular 3-watt Amplifier designed in the Mullard Laboratories. Our kit is complete to the Mullard specification including supply of specified components, valves and PARMEKO OUTPUT TRANSFORMER. We also include switched inputs for 78 and L.P records plus a Radio position. Extra power to drive a Radio Tuning Unit is also available.

Please enclose S.A.E. with all enquiries

STERN RADIO LTD. 109 & 115 FLEET ST., LONDON, E.C.4
Telephone: FLEET STREET 5812/3/4

The Popular

Stern's "fidelity" TAPE RECORDER

for truly "HI-Fi" Recordings



PRICE INCORPORATING COLLARO MK. IV DECK **£49.10.0**

HIRE PURCHASE TERMS: Deposit £9/18/- and 12 months at £3/12/7 or Deposit £16/10/- and 12 monthly payments of £3/0/6.

PRICE WITH TRUVOX DECK INCORPORATING REV COUNTER **£52.10.0**

HIRE PURCHASE TERMS: Deposit £10/10/- and 12 months at £3/17/- or Deposit £17/10/- and 12 monthly payments of £3/4/2.

(Plus £1/10/- carriage and insurance of which £1 is refunded on return of packing case.)

THEY INCORPORATE

- Choice of the latest COLLARO TRANSCRIPTOR DECK or the NEW TRUVOX M. IV DECK.
- The model HF/TR3 "Fidelity" AMPLIFIER.
- ROLA/CELESTION 10in. x 6in. P.M. Speaker.
- 1,200ft. reel EMI tape.
- ACOS Crystal Microphone.

BEFORE CHOOSING YOUR TAPE RECORDER YOU SHOULD HEAR THIS MODEL—TRULY "Hi-Fi" RECORDINGS ARE OBTAINABLE and it is comparable to much higher-priced Recorders.

Send S.A.E. for ILLUSTRATED LEAFLET.

THE MODEL HF/TR3 TAPE AMPLIFIER

Incorporating

3-SPEED TREBLE EQUALISATION by means of the latest FERROX-CUBE POT CORE INDUCTOR.

PRICE for COMPLETE KIT OF PARTS..... **£12/15/-**

FULLY ASSEMBLED AND TESTED..... **£16/10/-**

HIRE PURCHASE: Deposit £3/6/6 and 12 months at £1/4/2 or

Deposit £5/10/- and 12 monthly payments of £1/0/2. A very high quality amplifier based on the very successful Type "A" design completed in the MULLARD LABORATORIES. ONLY NEW HIGH-GRADE COMPONENTS are incorporated including MULLARD VALVES and a GILSON OUTPUT TRANSFORMER . . . other features are: Magic Eye Recording Hand Indicator—Effective Tone Control—Monitoring and Extension Speaker Sockets—has own Power Supply and can be used as independent Amplifier for direct reproduction of Gram Records or from Radio Tuner. Overall size 11 x 6 x 6in.—Truvox—Collaro—Lane—Brenell or Motek Decks—please specify which.

Send S.A.E. for leaflet or 2/6 for the complete Assembly Manual.



THE NEW MULLARD TYPE "C" TAPE PRE-AMPLIFIER—ERASE UNIT

INCORPORATING THE NEW FERROXCUBE POT CORE PUSH-PULL OSCILLATOR and 3 SPEED TREBLE EQUALISATION by means of the latest FERROXCUBE POT CORE INDUCTOR.

PRICES . . . INCLUDING SEPERATE SMALL POWER SUPPLY UNIT COMPLETE KIT OF PARTS **£14.0.0** ASSEMBLED AND TESTED **£17.0.0**

Deposit £3/8/- and 12 months of £1/4/11.

ALSO AVAILABLE EXCLUDING POWER SUPPLY UNIT FOR **£11.15.0** and **£14.10.0** respectively.

(Carriage and Insurance is 5/- extra).

WHEN ORDERING PLEASE STATE MAKE OF TAPE DECK TO BE USED.

Mullard's specification incorporating ONLY NEW HIGH GRADE COMPONENTS and the SPECIFIED NEW MULLARD VALVES. It comprises a COMPLETELY SELF CONTAINED UNIT, all components and valves being contained in a well ventilated Box—Chassis neatly finished in Hammered gold with a very attractively engraved PERSPEX FRONT PANEL.



TO BUILD A COMPLETE

PORTABLE TAPE RECORDER . . . ALL ABOVE EQUIPMENT IS AVAILABLE FOR SEPARATE SALE AT PRICES SHOWN IN BRACKETS . . . WE OFFER—

- (a) The PORTABLE CASE illustrated above 1,200 ft. E.M.I. TAPE, ACOS CRYSTAL MIKE, ROLA 10in. x 6in. LOUDSPEAKER. **£9.0.0**
ALL FOR AVAILABLE ON HIRE PURCHASE WITH (b) or (d) below
- (b) The COLLARO MK. IV TAPE DECK and the HF/TR3 AMPLIFIER Assembled and tested. **£36.0.0**
FOR H.P. Deposit £7/4/- and 12 months of £2/12/6.
- (c) As in (b) above but HF/TR3 supplied as COMPLETE KIT OF PARTS **£32.10.0**
- (d) The TRUVOX MK. IV TAPE DECK incorporating Precision Rev. Counter and the HF/TR3 AMPLIFIER Assembled and Tested H.P. Deposit £8/6/- and 12 monthly of £3/0/10. **£41.10.0**
- (e) As in (d) above but the HF/TR3 supplied as COMPLETE KIT OF PARTS **£38.0.0**
(Carriage and Insurance on above quotes 10/- extra).

HOME CONSTRUCTORS SPECIAL PRICES FOR COMBINED ORDERS

TO ADD FULL TAPE RECORDING FACILITIES

To any modern "Hi-Fi" AUDIO AMPLIFIER (such as our Mullard "5-10" and 2 valve Pre-amplifier) . . . ALL YOU NEED IS . . . THE TYPE "C" PRE-AMPLIFIER and a TAPE DECK . . . WE OFFER.

- (a) The COLLARO MK. IV TAPE DECK and the MULLARD TYPE "C" PRE-AMPLIFIER & Power Unit assembled, tested H.P. Deposit £7/8/- and 12 months £2/14/3. **£37.0.0**
- (b) As in (a) above but the Type "C" supplied as COMPLETE KIT OF PARTS **£34.0.0**
- (c) The TRUVOX MK. IV TAPE DECK incorporating Precision Rev. Counter, and the MULLARD TYPE "C" PRE-AMPLIFIER and power unit assembled and tested. **£42.10.0**
H.P. Deposit £8/10/-, 12 months £3/2/4.
- (d) As in (c) above but the TYPE "C" supplied as COMPLETE KIT OF PARTS **£39.10.0**
(Carriage and Insurance on above quotes 10/- extra).

- 7 x 4in. P.M. LOUDSPEAKER 16/9 and 19/6.
 - 1,200ft. reels E.M.I. £1/15/- or SCOTCHBOY TAPE 1/7/- and £1/15/-.
- We have a special line good quality Plastic Tape, 1,200ft. reels at 2/-.
- PLEASE ENCLOSE S.A.E. WITH ALL CORRESPONDENCE.

TAPE EQUIPMENT IN STOCK

- COLLARO MK. IV TRANSCRIPTOR DECK. **£25.**
HIRE PURCHASE: Deposit £5 and 12 months at £1/16/8.
- TRUVOX MK. IV DECK (incorporating Precision Rev. Counter) **£30/9/-**
HIRE PURCHASE: Deposit £6/2/- and 12 months at £2/4/8.
- PORTABLE CARRYING CASE (as illustrated) accommodates HF/TR3 Amplifier and Truvox or Collaro Decks. **£5.**
- High Output ACOS CRYSTAL MICROPHONE **£1/15/-**.
- 10 x 6in. P.M. LOUDSPEAKER **£1/10/-**.

STERN RADIO LTD.

109 & 115 FLEET ST., LONDON, E.C.4

Telephone: FLEET STREET 5812/3/4

STERN'S FOR STEREO

OUR POPULAR MULLARD MAIN AMPLIFIERS ARE RECOMMENDED FOR USE WITH THE DULCI DUAL CHANNEL STEREO PREAMPLIFIERS

The "STEREO EIGHT" PREAMPLIFIER

Price **£23.2.0**

(Carr. & Ins. 5/- extra)



The "STEREO TWO" PREAMPLIFIER

Price **£9.9.0**

(Carr. & Ins. 5/- extra)

Both Preamplifiers can be supplied to correctly operate with our very popular MULLARD "3-3" and "5-10" MAIN AMPLIFIERS (described on page 135). For Stereo reproduction TWO Main Amplifiers are necessary but for normal "Hi-Fi" reproduction the "Stereo Eight" and the "Stereo Two" are perfectly suitable to operate with ONE main Amplifier and the second main Amplifier can then be added at any time thus transforming a standard "Hi-Fi" installation over to the Stereo FULLY DESCRIPTIVE LEAFLETS ARE AVAILABLE. ENCLOSE S.A.E.

WE OFFER . . . ASSEMBLED and TESTED

- (a) The "Stereo Two" with one "3-3" MULLARD MAIN AMPLIFIERS .. **£17.0.0**
- (b) The "Stereo Two" with two "3-3" MULLARD MAIN AMPLIFIERS .. **£24.10.0**
(This provides Stereo reproduction of max. 6 watts output and is an ideal Home Installation.)
- (c) The "Stereo Two" with one "5-10" MULLARD MAIN AMPLIFIER **£20.10.0**
- (d) The "Stereo Two" with two "5-10" MULLARD MAIN AMPLIFIERS **£31.10.0**
- (e) The "Stereo Eight" with two "5-10" MULLARD MAIN AMPLIFIERS **£44.10.0**
(This provides for up to 20 watts Output.)
- (f) The above (e) with one MULLARD "5-10" **£34.0.0**

OTHER STEREO EQUIPMENT AVAILABLE.
GRAM UNITS fitted with Stereo Cartridge by GARRARD, COLLARO, LENCO. B.S.R.
(These include Autochangers, Single Record Players and Transcription Units).
STEREO CARTRIDGES and PICK-UPS by B. J., GARRARD, COLLARO, LENCO, B.S.R.
(Please enclose S.A.E. with any enquiry.)
DULCI TWIN POWER AMPLIFIER S.P.44 **£12.12.0**


HIRE PURCHASE REDUCED TERMS ARE AVAILABLE.

!! TO MODERNISE YOUR OLD RADIOGRAM !!

THE NEW ARMSTRONG "JUBILEE" AM/FM RADIOGRAM CHASSIS

PRICE **£30.9.0**

(Plus 7/6 carr. & ins.)



HIRE PURCHASE: Deposit £6/2/- and 12 months at £2/4/8 or deposit £10/3/4 and 12 months at £1/17/2.

Messrs. Armstrong have always been associated with very high-class Equipment and this Chassis is undoubtedly one of the best they have ever produced.

MAIN FEATURES

- 6 watts push-pull output with negative feedback.
- 9 valves and 2 diodes.
- Full FM band (87-108 mc/s) plus Medium and Long waves.
- Automatic Frequency Control on F.M.
- Adjustable Ferrite Rod Aerial on A.M. Bands.
- Tape Playback and Record Facilities.
- Two Compensated Pick-up Inputs.
- Frequency Response 30-22,000 cps. ± 2 dB.
- Separate Wide-Range Bass and Treble Controls.
- Output Impedance for 3, 7 $\frac{1}{2}$ and 15 ohms SPEAKERS.
- Tuning Indicator.
- Provision for Booster Unit for Low Output Pick-ups.
- A Satinised Brass Dial Escutcheon and Veneered Facia Board are available.
- Size of Chassis 12in. x 8in. x 7in. high.

DULCI MODEL H.4/PP AM/FM RADIOGRAM CHASSIS



A 4 Waveband Receiver Designed for first-rate reproduction of Radio and Gram.

(Plus 7/6 carr. & ins.) **£29.3.10**

H.P. TERMS: Deposit £5/16/10 and 12 months at £2/2/10.

BRIEF SPECIFICATIONS:-

- Covers Short, Medium, Long and F.M. Wavebands.
- Employs Full A.V.C.
- The latest 8-valve line-up.
- Excellent Tone range up to 4 watts output.
- Internal Aerial for local stations.
- For 3 or 15 ohm P.M. Speakers.
- "Magic Eye" Tuning Indicator.
- PUSH-PULL Ultra Linear Output up to 8 Watts.

SPECIAL CASH ONLY OFFER !!

This very attractive PORTABLE AMPLIFIER CASE together with a good quality GRAM AMPLIFIER and a matched P.M. SPEAKER. ALL FOR **£8.7.6**



(plus 7/6 carr. and ins.). The Amplifier consists of a 2-8 stage design incorporating the 3 modern BVA valves and has separate BASS and TREBLE CONTROLS. The Portable Case will also accommodate almost any make of Autochanger and is attractively finished in Grey colour Rexine-WE ALSO SUPPLY SEPARATELY:-

- (a) The 2-Stage (plus Rectifier) AMPLIFIER **£4.2.6**
- (b) THE PORTABLE CARRYING CASE **£3.17.6**
- (c) 6in. P.M. SPEAKER **18.9**

(Carriage and insurance 4/- extra).

We also have a smaller PORTABLE CASE ideal for Record Players. PRICE ONLY £3/3/- (plus carriage and ins.).

!! HOME CONSTRUCTORS !!

A RANGE OF "EASY TO ASSEMBLE" PREFABRICATED CABINETS

Designed by the W.B. "STENTORIAN" COMPANY for "Hi-Fi" Loudspeaker systems or to accommodate high-quality equipment. The acoustically designed Bass Reflex Cabinets containing the very successful "Stentorian" Speakers give really first-class reproduction and are well recommended. Models are also available to accommodate high-quality Amplifiers, Preamplifiers, Tuning Units, Record Players, etc. All models are very easily assembled, in fact only a Screwdriver is required.

Fully illustrated leaflets are available including complete specifications of the various STENTORIAN LOUD-SPEAKERS. Please enclose S.A.E.

STERN RADIO LIMITED

109 & 115 FLEET STREET, LONDON, E.C.4 FLEET ST 5812/3

!! RECORD PLAYERS !!

THE LATEST MODELS ARE IN STOCK MANY AT REDUCED PRICES !!! SEND S.A.E. FOR ILLUSTRATED LEAFLET.

A FEW CASH BARGAINS

B.S.R. MONARCH

UAB 4-speed mixer

Autochanger with

Crystal Pick-Up



£6.19.6

THE COLLARO "CONQUEST" 4-speed autochanger Studio Pick-up **£7.19.6**

The latest COLLARO "CONTINENTAL" 4-speed MIXER Autochanger, Studio "C" Pick-up **£8.15.0**

THE COLLARO 4-speed Single Record Player, Studio Pick-up **£6.19.6**

THE NEW B.S.R. model UA12 is in Stock. A4 "SPEED" MIXER AUTOCHANGER. **£8.19.6**

UA12 also available incorporating the B.S.R. STEREO Pick-up, plays L.P. and 78 Records. **£11.17.6**

B.S.R. Model TU9 4-speed single record player, complete with separate crystal pick-up **£4.10.0**

(This high output pick-up is available separately for £1/12/6.)

Carriage and insurance on each above 5/- extra.

HIGH FIDELITY UNITS IN STOCK

The latest GARRARD TRANSCRIPTION MOTOR "301" with Stroboscopically marked turntable **£28.0.11**

The new GARRARD Model 4HF High Quality Single Record Player fitted with the latest T.P.A. 12 pick-up arm and G.O.3 Crystal Cartridge **£19.7.10**

As above but fitted with the G.M.C.5 Moving Coil Pick-up and T.P.1 Transformer **£27.14.7**

GARRARD Model TA/MK II Single Record Player fitted with high output Crystal Pick-up detachable Head. **£9.15.8**

The GARRARD T.P.A. 12 TRANSCRIPTION PICK-UP ARM is available separately or with Crystal or Moving Coil Pick-up Heads.

GARRARD AUTOCHANGERS AVAILABLE FROM STOCK Send S.A.E. for Leaflet.

CAR BATTERY CHARGER

A COMPLETE KIT OF PARTS FOR ONLY **£2.19.6**

Will charge 6 or 12 volt batteries at max. 21 amps. The design incorporates Reliant Resistor and Fuse and we supply complete with Metal Box container. EASY-TO-FOLLOW ASSEMBLY INSTRUCTIONS ARE INCLUDED.

THE DULCI MODEL H.4T/2 COMBINED AM/FM TUNING UNIT INCORPORATING OWN POWER SUPPLY

is in Stock. Specifically designed for operation with High Fidelity Amplifiers and capable of very high performance on Long, Medium and Short Wavebands plus the complete VHF/FM Transmissions. Thoroughly recommended where a complete self-powered "All Wave" Tuner is wanted. PRICE **£24.19.0**

(Plus 7/6 carr. & ins.)
HIRE PURCHASE: Deposit £5 and 12 months at £1/16/7 or deposit £8/7/- and 12 months at £1/10/5. A fully illustrated leaflet is available, please enclose S.A.E.

STERN'S MK II

"fidelity"

F.M. TUNING UNIT

PRICE **£15.0.0**

(Plus 5/- carr. & ins.)

HIRE PURCHASE: Deposit £3 and 12 months at £1/2/- or deposit

£5 and 12 monthly payments of 18/4.

Incorporates the latest MULLARD PERMEABILITY TUNING HEART and the corresponding MULLARD VALVE LINE UP comprising ECC85, 2 type EF85's (or EF89's), EM84 Tuning Indicator, plus 2 type O.A. 79's Germanium Diodes. A really first-class Tuner very attractively presented and comparable to many offered at much higher prices. Power consumption is only 1.5 amps. at 6.3 volts and 25 m.a. at 250 volts.



HOME CONSTRUCTORS !

YOU CAN BUILD THIS TUNING UNIT FOR **£11.0.0** ONLY

(Plus 5/- carr. and ins.)

Please send S.A.E. for fully descriptive leaflet, or the Assembly Manual is available for 1/6.

THE JASON "MERCURY" SWITCHED FM TUNER IS IN STOCK

Price Assembled and Tested **£13.10.0**

CREDIT SALE Deposit £3/7/6 and 9 monthly payments of £1/4/10.

ALTERNATIVELY THE COMPLETE HOME CONSTRUCTOR'S KIT is Available for £9/19/6 (carr. & ins is 5/- extra).

DEPENDABLE RADIO SUPPLIES LTD.

12a TOTTENHAM STREET, LONDON, W.1. (2 minutes Goodge Street Station. Opp. Heals in Tottenham Court Road)

Phone: LANgham 7391/2. Hours of Business 9-6. Callers welcome. Terms: Cash with order or C.O.D.

MAINS BATTERY AMPLIFIER BRAND NEW



Ensure perfect clarity and faithful reproduction of sound. Works from 230 v. A.C. or 6 v. car battery. 10 watts output. With one mike socket and one pick-up socket. Output matchings 3, 7½ & 15 ohms. Valves used 1-6SK7, 1-6SL7, 1-6L6, 1-6X5, 1-Vib, 629C Mallory. Dimensions: Front 6in. deep 9in., height 8½in.

£16.15.0 carr. 10/-.

Other models available.

MADE IN U.S.A.



DYNAMOTOR ROTARY TRANSFORMER

NEW & BOXED

D.C. input 13.5 v. Output 285 v. at 75 mA. 57/6.
D.C. input 27 v. Output 285 v. at 75 mA. 37/6.
D.C. input 12 v. Output 250 v. at 50 mA. 47/6.
Postage & Packing on each 3/6.

A limited quantity VIBRATOR PACKS

6 v. input, 120 v. output at 30 mA. Fully smoothed. R.F. filtered with Mallory 629C Vib, enclosed in metal box with 7 pin Bu gin plug and socket. Price 12/6. Carr. 3/6.

RELAYS SIEMENS HIGH SPEED

Ideal for models—very light

250+250 Twin Coils 8/6
850+850 Twin Coils 10/6
1,000+1,000 Twin Coils 12/6
1,700+1,700 Twin Coils 17/6

MINIATURE SEALED

S.T.C. 4184 G.E., 2,500Ω 2 c/o 19/6
S.T.C. 4184 G.D., 700Ω, 2 c/o 17/6

Post and packing 1/6.

EVERY VALUE AND MAKE P.O. TYPE 3000 and 600 FROM STOCK. ENQUIRIES WELCOMED.

LOUDHAILER SPEAKER UNIT

Impedance 7½Ω. 6-8 watts output. Weight 10lb. Size: depth 7½in., diam. 10in. Easy fixing. Weatherproof spun solid steel. Hammered finish.



PRICE £3/10/-
Carriage & Packing 7/6.

IDEAL FOR SPORTS EVENTS, ELECTIONEERING AND SOCIAL FUNCTIONS.




TANNOY

Ex-Govt. RE-ENTRANT SPEAKERS

Impedance 7½Ω.
Handling cap. 8 watts
At a special price of **12/6**
Post 3/6.

ROTARY TRANSFORMERS

Delivery ex stock. Quotations on application.



H.T. 31
Input 11.5 v.
Output 250 v. at 125 mA.

H.T. 32
Input 11.5 v.
Output 490 v. at 65 mA.

AS SUPPLIED TO GOVT. DEPTS. AND LEADING MANUFACTURERS NEW & BOXED

ROTARY TRANSFORMERS

Made by DELCO, LEYLAND, ZENITH, Etc.



TYPE I
27/6
P. & P.
3/6

TYPE 2
37/6
P. & P.
3/6

Type 1. Dual voltage 12 or 24 v., input 265 v., 120 mA. output; 500 v., 26 mA. output.
Type 2. 12 v. input, 275 v., 110 mA. output; 500 v. 50 mA. output.

Both types dual output.

HEADPHONES

D.L.R.2 and D.L.R.5. BRAND NEW. Low resistance Balanced armatures. 8/6 pair. P. & P. 1/6.

Single earpieces 7/6

CONDENSERS

ARS8 FILTER PACK. 3 x 4 mfd., 500 v. (new), 25/- each. P.P. 2/6.

BLOCK PAPER CONDENSERS

0.25 mfd., 2 kv. wkg., 2/6 each. 1 mfd., 400 v. wkg., 2/6 each. 1 mfd., 2 kv. wkg., 3/6 each. 2 mfd., 600 v. wkg., 4/- each. 3 mfd., 400 v. wkg., 4/- each. 4 mfd., 400 v. wkg., 4/6 each. 4 mfd., 1 kv. wkg., 5/6 each. 6 mfd., 400 v. wkg., 5/6 each. 8 mfd., 1,200 v. wkg., 11/6 each. 0.1 mfd., 4 kv. wkg., 4/6 each. 0.5 mfd.,

5 kv. wkg., 7/6 each. 0.5 mfd., 2 kv. wkg., 2/6 each. 1 mfd., 750 v. wkg., 3/- each. 2 mfd., 400 v. wkg., 3/6 each. 2 mfd., 1.5 kv. wkg., 4/6 each. 3 mfd., 400 v. A.C. wkg., 5/- each. 4 mfd., 600 v. wkg., 5/- each. 4 mfd., 2 kv. wkg., 6/6 each. 8 mfd., 500 v. wkg., 4/6 each. 10 mfd., 440 v. A.C. wkg., 12/6 each. 60 mfd., 300 volts A.C. 22/6 each. P.P. 3/6.

VISCONOL TYPES, 10 mfd., 3 kv. wkg., 25/- each. 10 mfd., 1.5 kv., 15/- each. 8 mfd., 2.5 kv. wkg., 22/6 each. 2 mfd., 5 kv. wkg., 18/6. 2 mfd., 1 kv. wkg., 8/- each. ROTARY CONVERTERS, 24 v. D.C. input, 50 v. A.C. 200 watts output, £3/10/- each, 7/6 post. AUTO transformer to suit, 50, 55, 175, 200, 225, 250 v. 200 watts, 30/- each, post 5/-.

D.D. MOTORS. Brand new with starters. 11 h.p., 3 h.p., 5 h.p., all 110 volts, also some generators in stock. Please write for more details.

VARIABLE CONDENSERS, air spaced, 5 pf., 15 pf., 25 pf., and 50 pf. with lin. spindle, 2/- each. Pre-set types, 1/6 each. Double spaced, 25 pf., 3/6 each, 100 pf. 4/- each.

RHEOSTATS (by OHMITE). 25 ohms, 2 amps., 17/6 each (new). W/W pots, 6 ohms, 5 watts, 1/6 each. 1½in. spindle, 2/6 each.

R.F. UNITS, type 28B. Brand new in cartons, 18/6 each. P.P. 2/6.

RECEIVER BC 624C (part of SCR 522). This well-known receiver covers 100 to 155 Mc/s. the "C" is the latest type which incorporates several mode over the earlier models, noise limiter, AVC, squelch circuit and extra audio stage. The power requirements are 300 volts 70 mA. H.T., 12 volts 3 amp L.T. New and complete with 11 valves, £22/6 each with circuit. P.P. 3/6. (As described in the Surplus Radio conversion Manual Vol. 1.)

BC640B TRANSMITTERS. 100-155 Mc/s. A few complete units still available. £30. plus cart

POWER FACTOR CONDENSERS. 70 mfd., 380 volts A.C. plus 170 mfd., 250 volts A.C. Working continuous, oil filled Tropical rating, fitted with discharge resistor. £10 each.

TRANSFORMERS 200/250 v., input 115 v., at 60 amps (double wound) with all sec. fused, steel case, etc., £15 each P.P. £1. Weight 3½ cwt.

RANGE CONVERTER UNITS (as used with the B206), Freq. 115-600 kc/s., valves ARTH2, EF39, slow motion drive and 3-gang 0003 tuning con., etc., 32/6 each post 5/-.

RELAYS 12 volt (semi rotary) 3 P., D.T., large silver contacts, 7/6 each.

MODULATION TRANS., as used in the BC 640, modulate two 811's, 50 watts. New boxed, 39/6 each, Post 3/-.

PLEASE INCLUDE POSTAGE ON GOODS.

TERMS C.W.O. All goods offered are ex-W.D. S.A.E. for Enquiries.

W. MILLS

3-B TRULOCK ROAD, TOTTENHAM, N.17

Phone: Tottenham 9213 & 9330

BARGAINS IN RECORDER TAPES

Save yourself £££ with our brand NEW Magnetic Recording Tape.



	Normal price	Our price	Saving
5" standard	21/-	15/-	6/-
5" i. p.	29/-	20/-	9/-
7" standard	35/-	25/-	10/-
7" i. p.	50/-	37/-	13/-

Cash with order. P. & P. 2/6.
3 or more post free.

PRESTO SUPPLIES, Dept. W.W.
145 Hammond St., PRESTON, Lancs.

TRANSFORMERS

COILS LARGE OR SMALL QUANTITIES

CHOKES TRADE ENQUIRIES WELCOMED

SPECIALISTS IN

FINE WIRE WINDINGS


MINIATURE TRANSFORMERS, PICK-UP, CLOCK AND INSTRUMENT COILS ETC. VACUUM IMPREGNATION TO APPROVED STANDARDS

ELECTRO-WINDS LTD.

CONTRACTORS TO G.P.O., M.O.S., L.E.B., ETC.

123-5-7 PARCHMORE ROAD, THORNTON HEATH, SURREY
LIVINGSTONE 2261 EST. 1933

SIGNAL GENERATOR




Coverage 100 Kc/s.-100 Mc/s. on fundamentals and 100 Mc/s. to 200 Mc/s. on harmonics. Metal case 10in. x 6 1/2in. x 5 1/2in., grey hammer finish. Incorporating three miniature valves and Metal Rectifier. A.C. Mains. 200/250 v. Internal Modulation of 400 c.p.s. to a depth of 30%. Modulated or unmodulated R.F., output continuously variable 100 millivolts, C.W. and mod. switch, variable A.F. output. Incorporating magic-eye as output indicator. Accuracy plus or minus 2%.

£6/19/6 Or 25/- deposit and 6 monthly payments of 21/6.
Post & Packing 5/- extra

SIGNAL GENERATOR

Coverage 120 Kc/s.—230 Kc/s., 300 Kc/s.—900 Kc/s., 900 Kc/s.—2.75 Mc/s., 2.75 Mc/s.—8.5 Mc/s., 8 Mc/s.—28 Mc/s., 16 Mc/s.—56 Mc/s., 34 Mc/s.—84 Mc/s. Metal case 10in. x 6 1/2in. x 4 1/2in. Size of scale, 6 1/2in. x 3 1/2in. 2 valves and rectifier A.C. mains 230-250 v. Internal modulation of 400 c.p.s. to a depth of 30 per cent., modulated or unmodulated R.F., output continuously variable 100 millivolts, C.W. and mod-switch, variable A.F. output and moving coil output meter. Grey hammer finish case and white panel. **£4/19/6** Accuracy plus or minus 2%.




Or 25/- deposit and 4 monthly payments 21/6. P. & P. 5/- extra.

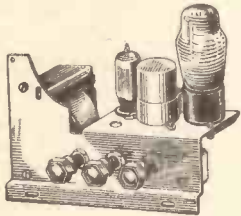
SIGNAL & PATTERN GENERATOR

£6/19/6 P & P. 5/-

Or 25/- deposit, P. & P. 5/- and 6 monthly payments of 21/6. Coverage 7.5 Mc/s.—210 Mc/s. In five bands, all on fundamentals slow motion tuning audio output, 8 vertical and horizontal bars, logging scale. In grey hammer finished case with carrying handle. Accuracy $\pm 1\%$ A.C. mains 200-250 v.



PORTABLE AMPLIFIER



Size 6 1/2in long, 5in. high, 2 1/2in. deep. Will suit any type of crystal pick-up. Output approx. 2 watts incorporating ECC83 double triode Cosor 142BT output pentode and contact-cooled rectifier. Fully isolated mains transformer for 230-250 A.C. mains. Bass, treble and volume controls.

49/6 Plus P. & P. 3/6

5" SPEAKER WITH O.P. TRANSFORMER

purchased with the above 19/6. Plus P. & P. 1/6.

B.S.R MONARCH UA8.


4-speed, plays 10 records 12in., 10in., or 7in. at 33, 45 or 78 r.p.m. Internix™ 7in., 10in. and 12in. records of the same speed. Has manual play position; colour brown. Dimensions: 12 1/2 x 10 1/2in. Space required above baseboard 4 1/2in., below baseboard 2 1/2in. Fitted with Full-Fi turnover crystal head.



£6/19/6 Plus 5/- postage & packing, or 25/- deposit and P. & P. 5/- and 5 monthly payments of 27/-.

8 WATT PUSH-PULL AMPLIFIER

COMPLETE WITH CRYSTAL MIKE AND 8in. LOUDSPEAKER



A.C. mains 110/230 v. Size 10 1/2in x 6 1/2in. x 2 1/2in. Incorporating 6 valves, H.F. pent., 2 triodes, 2 output pens., and rectifier. For use with all makes and types of pick-up and mike. Negative feed back. Two inputs, mike and gram., and controls for some. Separate controls for Bass and Treble lit. For use with 8in. or L.P. records, musical instruments such as Guitars, etc.

£4.19.6 Plus P. & P. 7/6

Or 35/- deposit, Plus P. & P. 7/6, and 3 monthly payments of 25/-.



PLAYER CABINET

Finished in 2-tone leatherette, will take B.S.R. UA8, with room for amplifier and 7 x 4 speaker. Overall size 15 1/2in. x 13 1/2in. x 9 1/2in.

£2.19.6 Plus 5/- P. & P.

COLLARO MIXER 4-SPEED AUTOMATIC CHANGER

Model 457. Type "O" Pick-up, size 12in. x 13 1/2in. Minimum clearance above baseboard 5in., below 2 1/2in., 10 records. A.C. Mains 200-250 v. Turnover crystal head. BRAND NEW. Fully guaranteed. 25/- deposit plus P & P. 5/- and 7 monthly payments of **£8/19/6** Cash. Plus P. & P. 5/-.




13 CHANNEL TUNER

34 to 38 Mc/s. complete with PCF80 and PCC84. These have been removed from chassis.

19/6 Plus P. & P. 2/6

Knobs 3/6 per set extra.



AC/DC POCKET MULTI-METER KIT



Comprising 2in. moving coil meter, scale calibrated in A.C./D.C. volts, ohms and milliamps. Voltage range A.C./D.C. 0-50, 0-100, 0-250, 0-500. Milliamps 0-10, 0-100, Ohms range, 0-10,000. Front panel, range switch, wire-wound pot (for ohms zero setting), toggle switch, resistors and rectifier. Basic movement, 2 mA. In grey hammer finish case.


19/6 Plus P. & P. 1/6. Built and tested 7/6 extra. Point to point wiring diagram 1/- free with kit.

RADIOGRAM CHASSIS


5 valve, A.C./D.C., 3 wave-band super-het. 195-255 v., 19-49 200-550 and 1,000-2,000 metres. I.F. 470 Kc/s. size of chassis 13in. x 6 1/2in. x 2 1/2in. Valve line-up: 10C1, 10F9 10LD11 U404 and 10P14. Twin mains filter input, 2 dial lights and 8in. P.M.

£6/19/6

P. & P. 5/-



FAMOUS MAKE "TELETUNE"



Covers all Channels, Bands 1 and 3. Valves used: PCC84 R.F. double triode, cascade R.F. amplifier PCF80, triode pentode i.c. and mixer. I.F. output 33-38 Mc/s.

Post 2/6 **59/6** Knobs 3/6 per set extra.

CONSTRUCTORS' PORTABLE PARCEL

Comprising case, chassis, top plate, scale, 5in. P.M. speaker with O.P. trans., twin gang 2 470 Kc/s. I.F. trimmers, four valve holders, wavechange switch and volume control with switch.

39/6 Plus 3/6 postage & packing.



2 VALVE & RECTIFIER AMPLIFIER KIT

Approx. output 2 watts, negative feed back, tone and volume controls. All the parts to make above less chassis speaker and O.P. transformer. Two of these would be suitable for stereophonic. 19/6. Plus P. & P. 3/-

MAINS TRANSFORMERS

All with tapped primaries 200-250 volts. 0-160, 180, 200 v., 40 ma., 6.3 v., 3 amp. 10/6. 320-0-320 v 75 ma., 6.3 v., 2.5 amp., 5 v., 2 amp. 10/6. 350-0-350 250 ma., 6.3 v 7 amp. 5 v 2 amp., 19/6. Postage and packing on the above 3/-.

RADIO AND T.V. COMPONENTS (ACTON) LTD.

23, ACTON HIGH STREET, LONDON, W.3
GOODS NOT DISPATCHED OUTSIDE U.K. ALL ENQUIRIES S.A.E.


AUTO-CHANGERS

COLLARO RC54 3 SPEED MIXER

Fitted studio pick-up with turnover head. Brand new, cartoned, but for 110 v. 50 c.p.s. A.C. mains. So that the unit can be operated from normal 200-250 v. A.C. mains we are supplying free with every changer a suitable auto-transformer with input and output voltages clearly marked. Limited number only. £5/19/6. Carr. 5/6.

W.B. "STENTORIAN" HIGH FIDELITY P.M. SPEAKERS

HF1012, 10 watts 15 ohm (or 3 ohm) speech coil. Where a really good quality speaker at a low price is required, we highly recommend this unit with an amazing performance. £4/10/8. Please state whether 3 ohm or 15 ohm required.



AM/FM RADIOGRAM CHASSIS, HIGH QUALITY. PUSH-PULL. 6-8 WATTS OUTPUT. Current manufacture. 12 months' guarantee. For 200-250 v. mains. Covers L. and M. Wavebands plus F.M. Includes 8 latest type miniature B.V.A. valves. Only 22 gns. plus 7/6 carr. Or deposit £2/12/- and 9 monthly payments of £2/12/-.

AM/FM RADIOGRAM



29 1/2 GNS.

By leading manufacturer. Brand new, cartoned, 4-wavebands including V.E.P. Auto-changes at 3 speeds, Hi-Fi pick-up with duo point sapphire styli. For 200-250 v. 50 c.p.s. A.C. mains. Limited stocks at a fraction of listed price. Only 29 1/2 gns. Or Deposit £6/19/6 and 9 monthly payments of 3 gns. Carr. 10/-.

THE SKY FOUR T.R.F. RECEIVER



A design of a 3 valve 200-250 v. A.C. Mains. L. & M. wave T.R.F. receiver with selenium rectifier. For inclusion in cabinet illustrated or walnut veneered type. It employs valves 6K7, 6X5, 6BE6, and is specially designed

for simplicity in wiring. Sensitivity and quality is well up to standard. Point-to-point wiring diagram, instructions and parts list, 1/8. This receiver can be built for a maximum of £4/19/6 including cabinet. Available in brown or cream bakelite or veneered walnut.

LINEAR L3/3A STEREOPHONIC GRAM. AMPLIFIER

Designed to fit most Portable Cabinets. Outputs 3 watts on each channel (Total 6 watts). Sensitivity 130 m.v. Controls Volume (Ganged) Tone (Ganged) and Balance. For 200— £6.19.6
250 v. A.C. mains. Output sockets for two 3 ohm speakers.

STEREOPHONIC SOUND EQUIPMENT AT KEEN PRICES

Staar Galaxy 4-speed Auto-changer, fitted Acos Turnover Stereo head for standard 78 r.p.m., L.P. and Stereo records. Carr. 4/6 **£8.19.6**

Matched speakers in polished wood cabinets, walnut finish, 6 1/2 in. P.M. £3/5/- per pair. 8 in. P.M., 12,000 lines, £3/19/9 per pair. 12 in. P.M., 12,000 lines, £9/15/- per pair.

SPECIAL OFFER Staar Changer with Stereo head, Linear 3+3 watt Stere amplifier and pr. 6 1/2 in. cabinet speakers. **17 gns.**
Or with pair 8 in. cabinet speakers 18 gns. Or with 12 in. speakers in cabinets 22 gns. Carr. 15/-.

LINEAR STEREOPHONIC AMPLIFIER L3/3. Sensitivity 150 m.v. for 3 watts output on each channel. Ganged Vol. and Tone Controls. Preset balance control. Outputs for two matched 2-3 ohm speakers. (Can be used as straight 6-



watt amplifier.) Provides remarkably realistic output when connected to 200-250 v. A.C. mains point Stereophonic pick-up head and good quality speakers. Instructions and guarantee included. **7 gns.**
Carr. free
Send S.A.E. for leaflet.

COLLARO 4-SPEED AUTO-CHANGERS

With studio pick-up with turnover head. BRAND NEW. Cartoned latest model. For 200-250 v. A.C. mains. Very limited number. Conquest £7/19/6. Continental 9 gns. Carr. 5/6.

ACOS Crystal Microphone Inserts. Brand new. Only 5/11 ea. Ex. Equip. 4/11 ea.

ACOS HGP59 Hi Fi Crystal Cartridges. (Turnover type with sapphire styli.) Standard replacement for Garrard and B.S.R. Only 19/9.

R.S.C. BATTERY TO MAINS CONVERSION UNITS

Type BM1. An all dry battery eliminator. Size 5 1/2 x 4 1/2 x 2 in. approx. Completely replaces batteries supplying 1.4 v. and 90 v. where A.C. mains 200-250 v. 50 c/s is available. Suitable for all battery portable receivers requiring 1.4 v. and 90 v. This includes latest low consumption types. Complete kit with diagram. 39/9 or ready for use 46/9.



Type BM2. Size 8 x 5 1/2 x 2 1/2 in. Supplies 120 v., 90 v., and 60 v. 40 mA. and 2 v. 0.4 a. to 1 amp. fully smoothed **THEREBY COMPLETELY REPLACING BOTH H.T. BATTERIES AND L.T. 2 v. ACCUMULATORS** when connected to A.C. mains supply 200-250 v. 50 c/s. **SUITABLE FOR ALL BATTERY RECEIVERS** normally using 2 v. accumulator. Complete kit with diagrams and instructions, 49/9, or ready for use, 59/6.

R.S.C. TRANSFORMERS

FULLY GUARANTEED

INTERLEAVED AND IMPREGNATED

MAINS TRANSFORMERS

Primaries 200-230-250 v. 50 c/s.

FULLY SHROUDED UPRIGHT MOUNTING

250-0-250 v. 100 mA., 6.3 v. 2 a., 5 v. 2 a. 17/6
250-0-250 v. 60 mA., 6.3 v. 4 a., 5 v. 3 a. 23/9
300-0-300 v. 100 mA., 6.3 v. 4 a., 5 v. 3 a. 25/9
325-0-350 v. 100 mA., 6.3 v. 4 a., 5 v. 3 a. 25/9
300-0-300 v. 130 mA., 6.3 v. 4 a., c.t., 6.3 v. 1 a., suitable for Mullard 510 Amplifier 33/9
350-0-350 v. 150 mA., 6.3 v. 4 a., 5 v. 3 a. 33/9
350-0-350 v. 150 mA., 6.3 v. 2 a., 6.3 v. 2 a., 5 v. 3 a. 33/9
425-0-425 v. 200 mA., 6.3 v. 4 a., c.t., 6.3 v. 4 a., c.t. 5 v. 3 a. 49/9

TOP SHROUDED DROP-THROUGH TYPE

260-0-260 v. 70 mA., 6.3 v. 2 a., 5 v. 2 a. 16/9
350-0-350 v. 80 mA., 6.3 v. 2 a., 5 v. 2 a. 18/9
250-0-250 v. 100 mA., 6.3 v. 4 a., 5 v. 3 a. 22/9
300-0-300 v. 100 mA., 6.3 v. 4 a., 5 v. 3 a. 23/9
350-0-350 v. 100 mA., 6.3 v. 4 a., 5 v. 3 a. 25/9
350-0-350 v. 150 mA., 6.3 v. 4 a., 5 v. 3 a. 29/9

ELIMINATOR TRANSFORMERS

Primaries 200-250 v. 50 c/s.
120 v. 40 mA., 5-0-5 v. 1 a. 14/9
90 v. 15 mA., 6-0-6 v. 250 mA. 9/11

FILAMENT TRANSFORMERS

Primaries 200-250 v. 50 c/s.

6.3 v. 1.5 a. 5/9 6.3 v. 3 a. 8/11
6.3 v. 2 a. 7/6 6.3 v. 6 a. 17/6
0-4-6.3 v. 2 a. 7/9 12 v. 3 a. or
12 v. 1 v. 7/9 24 v. 1.5 a. 17/6

OUTPUT TRANSFORMERS

Midget Battery Pentode 66:1 for 3S4, etc. 3/6
Small Pentode 5,000Ω to 3Ω 3/9
Standard Pentode 5,000Ω to 3Ω 4/6
Standard Pentode 8,000Ω to 3Ω 4/9
Push-pull 8 watts 6V6 to 5 ohms 8/9
Push-pull 10-12 watts 6V6 to 3Ω or 15Ω 15/9
Push-pull 10-12 watts to match 6V6 to 3-5-8 or 15Ω 16/9
Push-pull 6L84 to 3 or 15 ohms 16/9
Push-pull 15-18 watts, sectionally wound, 6L6, KT66, etc., to 3 or 15 ohms 21/9
Push-pull 20 watt high-quality sectionally wound, 6L6, KT66, etc., to 3 or 15Ω 47/9

SMOOTHING CHOKES

250 mA., 5 H., 100 ohms 11/9
150 mA., 7-10 H., 250 ohms 11/9
100 mA., 10 H., 200 ohms 8/9
80 mA., 10 H., 350 ohms 5/6
60 mA., 10 H., 400 ohms 4/11
1 amp. 0.5 ohm L.T. type 6/6

SELENIUM RECTIFIERS

L.T. Types
2/6 v. 1/4 a.h.w. 1/9
6/12 v. 1/4 a.h.w 2/9
F.W. Bridge
6/12 v 1 a 3/11
6/12 v 2 a. 7/3
6/12 v. 3 a. 9/9
6/12 v. 4 a. 13/11
6/12 v. 5 a. 14/6
6/12 v. 6 a. 14/11
6/12 v. 10 a. 25/9
6/12 v. 15 a. 35/9
24 v. 6 a. 35/9
H.T. Type H.W.
120 v. 40 mA. 3/9
250 v. 50 mA. 5/9
250 v. 80 mA. 7/9
250 v. 250 mA. 10/9

BATTERY CHARGING EQUIPMENT

ASSEMBLED CHARGERS

6 v. 1 a. 19/9
6 v. 2 a. 29/9
6/12 v. 1 a. 27/9
6/12 v. 2 a. 38/9
6/12 v. 4 a. 56/9
Above ready for use with mains and output leads. Cases well ventilated and finished in stoved blue hammer. Carr. & pkg. 3/6.

CHARGER TRANSFORMERS

200-230-250 v. 50 c/s,
Secs: 0-9-15 v. 1 1/2 a.
11/9; 0-9-15 v. 3 a.,
16/9; 0-9-15 v. 5 a.,
19/9; 0-9-15 v. 6 a., 23/9.

BATTERY CHARGER KITS

Consisting of Mains Transformer F.W. Bridge. Metal Rectified, well ventilated steel case. Fuses, Fuse-holders, Grommets, panels and circuit. Carr. 2/6 extra.
6 v. or 12 v. 1 amp. 22/9
as above, with ammeter 32/9
6 v. 2 amps. 25/9
6 v. or 12 v. 2 amps. 31/6
6 v. or 12 v. 2 amps. (inclusive of ammeter) 41/6
6 v. or 12 v. 4 amps. 53/9
BATTERY CHARGER KIT
6/12 v. 6 amp., consisting of F.W. Bridge Rectifier Mains Trans. and ammeter. 49/9.
Post 4/6.

ASSEMBLED CHARGER

6 v. or 12 v. 2 amps.
Fitted Ammeter and selector plug for 6 v. or 12 v. Louvred metal case, finished attractive hammer blue. Ready for use with mains and output leads. Double Fused. Only Carr. 3/6. **49/9**

All for A.C. Mains 200-250 v. 50 c/s. Guaranteed 12 months

ASSEMBLED 6v. or 12v. 4 amps.



Fitted Ammeter and variable charge selector. Also selector plus for 6v. or 12v. charging. Double fused. Well ventilated steel case with blue hammer finish. Ready for use with mains and output leads. Carr. 4/6. Or Deposit 14/11 and five monthly payments 14/11. As above but for 6 amp. charging. 5 GNS. Carr. 5/-. Or Deposit 19/9 and five monthly payments of 19/9.

R.S.C. A10 ULTRA LINEAR 30 WATT AMPLIFIER

HIGH FIDELITY PUSH-PULL UNIT EMPLOYING SIX VALVES. EF86, EF86, ECC83, 807, 807, GZ34. Tone Control Pre-amp. stages are incorporated. Sensitivity is extremely high. Only 12 millivolts minimum input is required for full output. **THIS ENSURES THE SUITABILITY OF ANY TYPE OR MAKE OF MICROPHONE OR PICK-UP.** Separate Bass and Treble controls give both "lift" and "cut" with ample tone correction for long playing records. An extra input with associated vol. control is provided so that two separate inputs such as "mike" and gram, etc., etc., can be simultaneously applied for mixing purposes. **AN OUTPUT SOCKET WITH PLUG IS INCLUDED FOR SUPPLY OF 300 v. 20 mA. and 6.3 v. 1.5 a. FOR A RADIO FEEDER UNIT.** Price in kit form with easy-to-follow wiring diagrams. Only **11 Gns.** Cover as illustrated Carr. 10/-.



Or Factory built with 12 months' guarantee £13/19/6. **TERMS ON ASSEMBLED UNITS. DEPOSIT 24/9** and 12 monthly payments of 24/9.

Type 807 output valves are used with High Quality Sectionally wound output transformer specially designed for Ultra Linear operation. Negative feedback of 20 D.B. in main loop. **CERTIFIED PERFORMANCE FIGURES ARE EQUAL TO MOST EXPENSIVE UNITS AVAILABLE.** Frequency response ± 3 D.B. 30-20,000 c/cs., Tone Controls ± 12 D.B. at 50 c/cs., ± 12 D.B. to -6 D.B. at 12,000 c/cs., Hum and noise 70 D.B. down. Good quality reliable components used. Chassis finish blue hammer. Overall size 12x9x9 in. approx. Power consumption 150 watts. For A.C. mains 200-250 v. 50 c/cs. Outputs for 3 and 15 ohm speakers. **EQUALLY SUITABLE FOR THE CONNOISSEUR OR FOR LARGE HALLS, CLUBS or OUTSIDE FUNCTIONS. IDEAL FOR USE WITH MUSICAL INSTRUMENTS SUCH AS STRING BASS, ELECTRONIC ORGAN, GUITAR, etc. FOR DANCE BANDS, SPEAKERS, etc., etc.** We can supply Microphones, Speakers, etc., at keen cash prices or on terms with amplifiers. **EXPORT ENQUIRIES INVITED.**


LINEAR LT/45 HIGH QUALITY TAPE DECK AMPLIFIER

COMPLETE with POWER PACK and OSC. STAGE. Suitable for Collaro, Lane, Truvox, Brenell, etc., etc. State make of Deck when ordering. Chassis size 12-7-3/4 in. Overall size 12-7-3/4 in. For 200-250 v. 50 c/cs. A.C. mains. Output for standard 2-3 ohm speaker. Only 15 millivolts input required for full recording. Only 2 millivolts minimum output required from recording head. Magic Eye recording level indicator. Provision for feeding P.A. amplifier. Negative feedback equalisation. Linear frequency response ± 3 D.B. 50-11,000 c/cs. Facilities for recordings at 15 in., 7 in. or 3 in. per second. Automatic equalisation at the turn of a knob. When switching from record to playback position automatic demagnetisation of heads is assured. Separate gain and output controls. Valves type ECC83, ECC83, EL84, EZ80, EM34. Output 4 watts. Unit supplied with maker's 12 months' guarantee. Leaflet 6d. Special offer LT/45, Collaro Tape Transcriber, Studio Microphone, reel of tape and 6 in. or 7 x 4 in. speaker, 29 gns. Carr. 10/-.



12 Ready for use **9NS.** Carr. 7/6. Or Dep. 22/3 and 12 payments 22/3.

All ULTRA LINEAR 12-14 WATT AMPLIFIER



COLLARO JUNIOR 4 SPEED RECORD PLAYER with separate pick-up having dual point sapphire stylus. Brand new, cartoned. For 200-250 v. A.C. mains only. Only £4/10/- Post 3/6.

COLLARO TAPE TRANSCRIPTORS. Mark III. Few only. 19 gns.

STAAR GALAXY 4-SPEED MIXER AUTO-CHANGER

A precision manufactured unit with unique fingertip control. Pick-up fitted with dual sapphire tipped stylus. A very compact changer in attractive duotone finish. For A.C. mains 110-250 v. Brand new, cartoned. £5/19/6. Post 4/6.

LG3 MINIATURE 3 WATT GRAM. AMPLIFIER For 200-250 v. 50 c.p.s. A.C. mains. Overall size only 6 1/2 x 4 1/2 x 2 1/2 in. Fitted vol. and Tone Control with mains switch. Designed for use with any kind of single player or record changing unit. Output for 2-3 ohm speaker. **55/9** Guaranteed 12 months. Only

ACOS HIGH FIDELITY PICK-UPS. GP54 with HGP59/52 cartridge. Dual point sapphire stylus. Cream finish. A fortunate purchase enables us to offer these at approx. half price. Only **35/9**

R.S.C. A4 4.5 WATT HIGH GAIN AMPLIFIER

A highly sensitive 4-valve quality amplifier for the home, small club etc. Only 50 millivolts input is required for full output so that it is suitable for use with the latest high-fidelity pick-up heads in addition to all other types of pick-ups and practically all mikes. Separate Bass and Treble controls are provided. These give full long playing record equalisation. Hum level is negligible being 71 D.B. down. 15 D.B. of negative feedback is used. H.T. of 300 v. 26 mA. and L.T. of 6.3 v. 1.5 a. is available for the supply of a Radio Feeder Unit or Tape Deck pre-amplifier. For A.C. mains input of 200-250 v. 50 c/a. Output for 2-3 ohm speaker. Chassis is not alive. Kit is complete in every detail and includes fully punched chassis (with baseplate) with the blue hammer finish, and point-to-point wiring diagrams and instructions. Exceptional value at only £4/15/- or assembled ready for use 25/- extra, plus 3/6 carriage. Or Deposit 22/- and five monthly payments of 22/- for assembled unit.



PORTABLE CABINETS. Inside measurements 17 x 12 x 8 1/2 in. High. Clearance above baseboard 5 1/2 in. Below 2 1/2 in. Attractive design. Two tone roxine covering. Carr. 9/- Only **69/9**

SPECIAL OFFER. Above cabinet, LG3 amplifier, 6 in. speaker and B.S.R. UA8 Autochanger. 13 gns. Carr. 10/-.

LINEAR L45 MINIATURE 4/5 W. QUALITY AMPLIFIER. Suitable for use with Garrard B.B.R. or any other record playing unit and most microphones. Total negative feedback 12 D.B. Separate Bass and Treble controls. For A.C. mains input of 200-250 v. 50 c.p.s. Output for 2/3 ohm speaker. Three miniature Mullard valves used. Size only 6 x 5 x 5 1/2 in. high. Chassis fully isolated from mains. Guaranteed 12 months. Only £5/19/6. Or Deposit 22/- and 5 monthly payments of 22/- Send S.A.E. for leaflet.

R.S.C. A7 3-4 WATT QUALITY AMPLIFIER

A highly sensitive 4-valve amplifier using negative feedback and having an excellent frequency response. Pre-amplifier and Tone Control stages are incorporated. Separate Bass and Treble controls giving full tone compensation for long playing records. Suitable for any kind of pick-up including latest high fidelity types. H.T. of 250 v. 20 mA. and L.T. 6.3 v. 1 a., available for supply of Radio Feeder Unit, etc. ONLY 40 millivolts input required for full output. Fully isolated chassis with baseplate. For A.C. mains 200-250 v. 50 cycles. Output for 2-3 ohm speaker. Complete kit of parts, point-to-point wiring diagrams and instructions. Only £3/15/-, carr. 3/6 or factory built 25/- extra.



PLESSEY DUAL CONCENTRIC 12 in. P.M. SPEAKERS

(15 ohms), consisting of a high quality 12 in. speaker of orthodox design supporting a small elliptical speaker ready wired with choke and condensers to act as tweeter. This high fidelity unit is highly recommended for use with our A11 or any similar amplifier. Rating is 10 watts. Gauss 12,000 lines. Price only £5/17/6. Or Deposit 10/6 and 12 monthly payments of 10/6.

NEW 1958 DESIGN HIGH-FIDELITY PUSH-PULL AMPLIFIER WITH "BUILT-IN" TONE CONTROL PRE-AMP. STAGES

Two input sockets with associated controls allow mixing of "mike" and gram, as in A10. High sensitivity. Includes 5 valves, ECC83, ECC83, EL84, EL84, EY3. High quality sectionally wound output transformer specially designed for Ultra Linear operation, and reliable small condensers of current manufacture. **INDIVIDUAL CONTROLS FOR BASS AND TREBLE "Lift" and "Cut."** Frequency response ± 3 DB 30-30,000 c/cs. Six negative feedback loops. Hum level 60 DB down ONLY 23 millivolts INPUT required for FULL OUTPUT. Suitable for use with all makes and types of pick-ups and microphones. Comparable with the very best designs. For STANDARD or LONG PLAYING RECORDS. For MUSICAL INSTRUMENTS such as STRING BASS, GUITARS, etc. **OUTPUT SOCKET** with plug provides 300 v. 30 mA. and 6.3 v. 1.5 a. For supply of a RADIO FEEDER UNIT. Size approx. 12-9-7 in. For A.C. mains 200-250 v. 60 c/cs. Output for 3 and 15 ohms speakers. Kit is complete to last nut. Chassis is fully punched. Full instructions and point-to-point wiring diagrams supplied. Only **8 Gns.** Carr. 10/- (or factory built 45/- extra.)

If required louvered metal cover with 2 carrying handles can be supplied for 18/9. **TERMS ON ASSEMBLED UNITS. DEPOSIT 18/9** and 12 monthly payments of 18/9. Send S.A.E. for illustrated leaflet detailing Ready-to-assembled Cabinets, Speakers, Microphone, etc., with cash and credit terms.

LINEAR "DIATONIC" 10-WATT HIGH FIDELITY AMPLIFIER. Incorporating pre-amp. For A.C. mains input 200-250-250 v. 50 c.p.s. A compact attractively finished unit with two separately controlled inputs and outputs for 3 and 15 ohm speakers. Separate Bass and Treble controls. Five latest type miniature Mullard valves. Only 12 Gns. Send S.A.E. for leaflet and credit terms.

P.M. SPEAKERS

2-3 ohm 2 1/2 in. Rola 17/9. 5 in. Goodmans 17/9. 7 x 4 in. Goodmans Elliptical 19/9. 6 1/2 in. Rola 19/9. 8 in. Rola 19/9. 8 in. Goodmans 21/9. 10 in. R.A. 28/9. 10 x 6 in. Elliptical Goodmans 29/9. 12 in. Plessey 29/11. 12 in. Plessey 3 or 15 ohms, 10 watts, 12,000 lines, 59/6.

SUPERHET RADIO FEEDER UNIT

Design of a high quality Radio Tuner Unit (specially suitable for use with any of our Amplifiers.) A Triode Heptode P-changer is used. Pentode I.F. and double Diode Second Detector, delayed A.B.C. is arranged so that A.V.C. distortion is avoided. The W.Ch. Sw. incorporates Gram. position. Controls are Tuning, W. Ch. and Vol. Output will load most Amplifiers requiring 500 mV input depending on Ac location. Only 250 v. 15 mA. H.T. and L.T. of 6.3 v. 1 amp. required from amplifier. Size of unit approx. 9-7 in. high. Send S.A.E. for illustrated leaflet. Total building cost is £4/15/-. Point-to-point wiring diagrams and instructions 2/6.

Radio Supply Co. (LEEDS) LTD.

Personal Shoppers to 5 and 7, County Arcade, Briggate, Leeds, 1. Mail Orders to 29-31, Moorfield Road, LEEDS, 12.

Terms: C.W.O. or C.O.D. No C.O.D. under £1. Postage 1/9 extra on all orders under £2. 2/9 extra under £5 unless carriage charge stated. Full Price List 6d. Trade supplied. Open to callers: 9 a.m. to 6 p.m. Wednesday until 1 p.m. S.A.E. please with all enquiries.

RADIO SUPPLY CO. (LEEDS) LTD.

(Dept. D) 5 and 7, County Arcade, Briggate, Leeds, 1.

Terms C.W.O. or C.O.D. No C.O.D. under £1. Post, 1/9 under £2, 2/9 under £5 unless quoted. Open 9-6 p.m. Weds. until 1 p.m.

CO-AXIAL CABLE, 75 ohms, 1/4 in., 8d. yard. Twin screened feeder 11d. yard.

ELECTROLYTICS (current production) Not Ex Govt.		Can Types	
Tubular Types		Can Types	
8 mfd. 450 v.	1/9	16µF 450 v.	2/11
8 mfd. 500 v.	2/6	32µF 350 v.	2/9
16µF 350 v.	1/11	32 mfd. 450 v.	4/9
16µF 450 v.	2/9	100 mfd. 450 v.	4/9
16µF 500 v.	3/9	8-8µF 450 v.	2/11
25µF 25 v.	1/3	8-16µF 450 v.	3/11
50µF 12 v.	1/3	16-16µF 450 v.	4/11
50 mfd. 25 v.	1/9	32-32µF 350 v.	4/6
50µF 50 v.	1/9	32-32µF 350 v.	4/9
100 mfd 12 v.	1/9	32-32µF 450 v.	5/9
100 mfd. 25 v.	2/3	100-100 mfd. 350 v.	5/9
3,000 mfd. 6 v.	3/9	150 mfd. 450 v.	5/9
6,000 mfd. 6 v.	3/11	100-200 mfd. 275 v.	5/9
			6/11

VOLUME CONTROLS with long spindles, all values, less switch, 2/9; with S.P. switch, 3/9. EX GOVT. STEP UP/STEP DOWN TRANSFORMERS. Double wound, 10-0-100-200-220-240 v. to 9-0-110-122-136-148 v. or Reverse. 300 watts, 35/9, plus 7/6 carr.

2 v. 16 A.H. EX GOVT. ACCUMULATORS New, boxed. Only 5/6 each, 3 for 15/-, plus 2/6 carr., 6 for 27/6. Carr. 3/6. D.C. SUPPLY KITS. Suitable for electric trains. Consists of mains trans. 200-250 v. 50 c.p.s.; 12 v. lamp selenium rect. (F.W. Bridge); 2 fuseholders, 2 fuses, change direction switch, variable speed regulator, partially drilled steel case, and circuit. Very limited number, 29/9.

VIBRATORS. Oak and Wearite, synchronous 7 pin, 2 v. 7/9, 6 v. 8/9. JUNCTION TRANSISTORS. R.F. type 17/6. Audio type 7/9.

EX GOVT. METAL BLOCK PAPER CONDENSERS. 8 mfd., 10 mfd. 500 v. 3/9. INSULATED STAPLES 1/4 in. Boxes of 100. Only 1/- each. 10/6 doz. £5/10/- gross.

DRY SHAVERS. Brand new in carrying case. Operation from 3 U2 batteries, fitted in case. Just the thing for travel. Only 59/6 (approx. half price). RECORDING TAPE. 600ft. reels, 9/9, 1,200ft. reels 14/9. ELECTRIC SOLDERING IRONS. Lightweight type for radio work, 19/9.

12in. 10 WATT HIGH QUALITY LOUD-SPEAKERS IN POLISHED WALNUT FINISHED CABINET.



Gauss 12,000 lines. Speech coil 3 ohms or 15 ohms. Only £4/19/6. Carr. 5/-.

Terms: Deposit 11/- and 9 monthly payments of 11/-.

COLLARO AC/4564 4 Speed Single Players £6/19/6. Carr. 4/6. PORTABLE CABINETS Two tone rexine. Will take AC/4564. Size inside 14 1/2 x 13 1/2 x 6 1/2, 47/9.

EX GOVT. SMOOTHING CHOKES

250 mA., 20 H., 150 ohms	19/6
200 mA., 3-5 H., 50 ohms. Parmeko	9/9
150 mA., 10 H., 50 ohms.	10/11
120 mA., 6-10 H., 150 ohms, trop.	6/9
100 mA., 12 H., 100 ohms.	9/9
100 mA., 5 H., 100 ohms.	3/11
80 mA., 20 H., 900 ohms.	6/9
60 mA., 5-10 H., 250 ohms.	2/11

EX. GOVT. CASES. Well ventilated, black crackle finished, undrilled cover Size 14 x 10 x 8 1/2 in. high. IDEAL FOR BATTERY CHARGER OR INSTRUMENT CASE, COVER COULD BE USED FOR AMPLIFIER. Only 9/9, plus 2/9 post. SPECIAL OFFERS. Small 2 gangs .0005 mfd., 4/9. Electrolytic Cans. 150 mfd. 450 v. 3/9 ea. Lots of six 19/6.

EX GOVT. MAINS TRANSFORMERS All 200-250 v. 50 c. input. Pr. 0-110-200-230-250 v., 275-0-275 v. 100 mA., 6.3 v. 7 a., 5 v. 3 a. 22/9 230-0-230 v. 80 mA. 12.6 v. 1.5 a., 5 v. 2a 11/9 250-0-250 v. 150 mA. 5 v. 3 a. 16/9 350-0-350 v. 160 mA. 6.3 v. 5 a., 5 v. 3 a. 27/9 400-0-400 v. 250 mA. 5 v. 2 a., 5 v. 2 a. 18/9 450-0-450 v. 250 mA. 6.3 v. 3 a., 6.3 v. 1 a., 5 v. 6 a. 49/9 12.5 v. 3 a., 5 v. 3 a. 12/9 0-24-26-28 v. 15 amps. A.C. conservative Gov. rating (marked with D.C. rating after rectification) 69/9. Carr. 15/-.



EXTENSION SPEAKERS Limited number in handsome Walnut veneered cabinets. 2-3 ohm speech coils, 6 1/2 in. 29/9. 8 in. 35/9.

BRAND NEW LUCAS MOTOR-CYCLE BATTERIES. 6 v. 22 A.H. (In sealed cartons). Limited number available at only 29/9 each. Carr. 3/6. Normal price 71/- each.



14 WATT HI-FIDELITY AMPLIFIERS. For any type of pick-up and Mike. Store soiled but tested and guaranteed in perfect order. For 200-250 v. A.G. Mains. Complete with 5 latest type valves. Only 6 gns., carr. 7/6.

TECHNICAL TRADING CO.

12-INCH 5-CHANNEL TABLE TV SETS All picture tested before dispatch. We will send the make you require if available. Marconi, Consor, Ferguson, Ekco, etc. Truly unusual value. £9.10 Carr. free. ITA CONVERTERS. Internal power pack compact tuneable all channels (listed £7) £4

TRANSISTORS Latest EDISWAN XB104. S.A.E. details 12/- L.P. Red Spot 7/-. Guaranteed R.F. White Spot 12/6

T.V. TUBES FACTORY REVAUCUED. ALL GUARANTEED 6 MONTHS. Carriage and insurance 12/6. Due to the increasing demand for our superior television tubes and the small number of returns we are now able to effect a substantial reduction in their prices. Nearly all types of Mullard, Mazda Brimar, Consor, Emiscope, Emitron, Fe-ranti, Cathodion, G.E.C., available ex-stock. All 9in. and 10in. Types £2/15/- All 12in., 14in., 16in., 18in. £3/19/- Except those listed under.

CRM123. MW31/16, MW31/74, 3/31, 3/32, CRM143, CRM152. All Mullard 14in. Types, £4/10/- All 17in. Types, £4/15/- 21in. Types, £7/10/- IRON SELENIUM RECTIFIERS—12 v. 1 a., 5/-; 12 v. 2 a., 7/6; 12 v. 3 1/2 a., 9/6; 250 v. 80 ma., 5/-; 250 v. 250 ma., 9/6; 500 v. 50 ma., 6/6; 500 v. 150 ma., 9/6; 1,000 v. 40 ma., 9/6. Contact cooled, 250 v. 50 ma., 7/-; 250 v. 250 ma., 19/6; 250 v. 300 ma., 23/6.

GUARANTEED RADIO VALVES, 24-HOUR SERVICE

1B5	7/6	8K7G	4/6	20P1	11/-	ECL80	12/6	KT36	11/-	U24	12/6
1B6	7/6	8K8G	7/6	25A6G	8/6	EP38	4/-	KT61	9/6	U31	9/-
1T4	6/-	8L1	9/-	25L6G	8/6	EP39	5/-	KT66	9/6	U33	9/6
3B4	7/-	6L18	9/6	3524GT	7/6	EP40	14/-	KTW63	6/-	U35	9/6
3V4	8/6	6L6G	8/6	90	7/6	EP41	9/-	MU14	9/-	U32	6/6
6U4G	6/6	6L20	9/6	807(B)R	3/9	EP42	11/-	PC084	8/9	U281	7/6
6Z40	9/-	8P28	11/-	B36	11/6	EP50(A)	8/-	PC085	11/8	U801	11/8
6AM6	6/-	8Q7G	8/-	DI77	7/6	EP50(B)	3/6	PCF80	8/6	UAF49	9/-
8AY6	9/-	8Q87	6/-	EAF42	9/-	EP80	7/-	PCF82	11/-	UB41	9/-
8BA6	6/6	6RL7	7/-	EB41	7/6	EP85	7/-	PL33	11/-	UBC41	8/6
8BE6	6/6	6SN7GT	5/9	EB91	5/6	EP86	16/6	PL36	15/-	UCH42	9/-
606	4/6	6U4GT	12/6	EBC41	9/6	EP89	9/6	PL38	11/-	UP41	9/-
6C9	9/6	6V6GT	7/6	EC83	7/6	EP91	6/-	PL31	15/-	UP42	9/-
6CH6	11/-	6X4	6/-	EBL1	12/6	EL32	4/6	PL22	9/-	UL41	8/6
6D2	5/6	10P1	9/6	ECC31	9/6	EL33	11/-	PL83	11/-	UL44	9/6
6F1	9/6	10P13	11/-	ECC31	7/6	EL41	9/6	FY31	10/-	UL46	9/6
6F12	6/6	10P14	12/-	ECC82	6/6	EL84	9/6	PY80	8/-	U27	9/6
6F13	9/6	12AT7	7/6	ECC83	6/6	EY51	11/6	PY81	8/6	UT8	11/-
6F14	11/-	12AU7	6/6	ECC84	9/6	EY86	14/-	PY82	9/6	UY41	8/-
6F15	11/-	12AX7	9/6	ECC85	9/6	EZ10	6/6	PY83	9/-	W77	5/-
6F83	6/6	12K7GT	8/6	ECP80	12/-	EZ41	10/-	PZ30	19/-	Z86	9/6
6H6	2/-	12Q7GT	7/6	FCH39	8/6	EZ80	8/6	8P41	2/6	Z77	6/-
6J5	5/-	20D1	9/6	ECH42	9/6	GZ32	10/-	8P61	2/6	Z79	6/-
6J6	4/6	20P2	9/6	ECH81	8/6	KT33C	9/6	U32	7/6	6J19	6/6

For full list of Valves, Loudspeakers, Components, etc., send 6d. in stamps for

12-PAGE LIST OF 750 SNIPS All items less 5% and post free for a dozen. Post 1/3 in £1 Min. 8d No C.O.D. 10,000 SNIPS FOR CALLERS. 350/352, FRATTON ROAD, PORTSMOUTH

HOME RADIO OF MITCHAM EDDYSTONE

RECEIVERS & COMPONENTS Immediate delivery (as we go to press) of 870, 840A, 888A, and 680X. Send 3d. stamp for full specifications. Prices from £34/16/-. Special attention to overseas orders. 6d. attn for Eddystone Components catalogue.



THE EDDYSTONE '870'



THE FAMOUS PANDA 'EXPLORER'


PANDA TRANSMITTERS

Immediate delivery at present on the famous P. and A. EXPLORER and Cub. Full specification on request. Prompt attention overseas orders. Agents for MOSLEY 'Wavetrap' Antennas.

THIS IS NEW!


EDDYSTONE No. 898

Geared slow motion drive A high-grade gear-driven and flywheel-loaded movement giving smooth positive drive with a reduction ratio of 110 to 1. The pointer has a 7in. horizontal travel and the vernier scale divided into 100 divisions, rotates 5 times for each revolution giving a total of 500 divisions. Die-cast glossy black escutcheon, complete with perspex window, knob, fixing screws and template. Overall size 9 1/2 in. x 5 1/2 in. Leaflet on request.



PRICE 58/-

HOME RADIO (MITCHAM) LTD Dept. W, 187, LONDON ROAD MITCHAM, SURREY. M1T. 3282 Shop Hours: 9-6.30. Weds. 1.0 p.m.



AMPLIFIER N24

Manufactured for the Admiralty in 1952 by Burndept this utilises 4 valves, 1 each 5Z4G, 6V6G, 6J7G, 6J5G and high quality components such as "C" Core Transformers and Block Paper Smoothing Condensers. Has A.C. Mains Pack for nominal 110/230 volts. Provision for 600 ohms or High impedance Input, and has Output to 600 ohm Line. For normal use only requires changing Output Transformer. Can be used for Speech or Music, giving High Quality Reproduction. Output approximately 4 watts. Enclosed in metal case and designed for Standard 19in. Rack Mounting, having grey front panel size 19in. x 7in. with Chromium Handles. All connections to rear panel, front having "On/Off" Switch, Gain Control, Indicator Light, Fuses and Valves inspection Panel. **BRAND NEW IN MAKERS' PACKING. ONLY £49/6** (carriage etc. 10/6).

POWER UNITS TYPE 234: Primary 200/250 v. 50 cycles. Outputs of 250 v. 100 mA., and 6.3 v. 4 amps. Fitted double smoothing. For normal rack mounting (or bench use) having grey front panel size 19in. x 7in. **BRAND NEW. ONLY 59/6** (carriage etc. 7/6).

H.R.O. MAINS POWER UNITS. Input 115/230 v. A.C. Output 230 v. 75 mA., and 6.2 v. 3.5 Amps. Complete in black crackled case. **ONLY 69/6** (carriage 3/6).

SPRAGUE CONDENSERS. Metal cased, wire ends. New, .01 mfd. 1,000 v., and 1 mfd. 500 v. 7/6 dozen. Special quotes for quantities.

MAINS TRANSFORMERS. Normal Primaries 250-0-250 v. 80 mA., 6.3 v. 3 a., 4 v. 4 a., 0-4-5 v. 2 a., 20/-; 350-0-350 v. 80 mA., 6.3 v. 3.5 a., 4 v. 4 a., 0-4-5 v. 2 a., 20/-; 0-30 v. 2 a., tapped to give 13 different voltages, 20/-.

O/P. TRANSFORMER. 5/-.

EHT TRANSFORMERS. 5.5 kV. (Rect.) with 2 v. 1 a., 79/6. 7 kV. (Rect.) with 2 v. 1 a., 89/6. 2.5 kV. (Rect.) with 2-0-2 v. 1.1 a., 2-0-2 v. 2 a. (for VCR 97 tube etc.), 42/6 (postage 2/- per trans.).

TRAWLER BAND R 1155s

The latest version of this famous Communications Receiver to be released by the Air Ministry. Covers 5 wave ranges 18.5-7.6 Mc/s., 7.5-3.0 Mc/s., 3.0-1.5 Mc/s., 1.5 Mc/s. 600 kc/s., 500-200 kc/s. As used by Coastal Command Air-Sea Rescue Launches, etc. All sets thoroughly tested and in perfect working order before despatch, and on demonstration to callers have had eight use, but are in excellent condition. **ONLY £12/10/6.**
 "B" Models also available. As above but instead of 3.0-1.5 Mc/s band has 200-75 kc/s. coverage. **ONLY 27/10/6.**
A.C. MAINS POWER PACK OUTPUT STAGE, in black metal case to match receiver, enabling it to be operated immediately, by just plugging in, without any modification. Fitted with 8in. P.M. Speaker **26/10/.** **DEDUCT 10/- IF PURCHASING RECEIVER AND POWER PACK TOGETHER.**
 Read S.A.E. for illustrated leaflet, or 1/3 for 14-page booklet which gives technical information, circuits, etc., and is supplied free with each receiver. Add carriage 10/6 for Receiver, 5/- for Power Unit.

METERS

F.S.D.	SIZE AND TYPE	PRICE
50 microamps D.C.	2 1/2 in. Flush circular	59/6
50 microamps D.C.	3 1/2 in. Flush circular	80/-
500-0-500 micro D.C.	2 1/2 in. Flush circular	27/6
1 mA. D.C.	2 in. Flush square	22/6
1 mA. D.C.	2 1/2 in. Flush circular	25/-
1 mA. D.C.	3 1/2 in. Flush circular	50/-
150 mA. D.C.	2 in. Flush square	7/6
200 mA. D.C.	2 1/2 in. Flush circular	12/6
10 amps. D.C.	3 1/2 in. Proj. circular	20/-
20 amps D.C.	2 in. Proj. circular	7/6
40 amps D.C.	2 in. Proj. circular	7/6
15-0-15 amps D.C.	3 1/2 in. Flush square	25/-
300 volts A.C.	2 1/2 in. Flush circular	25/-
500 volts A.C.	2 1/2 in. Flush circular	25/-

RI155 SUPER SLOW MOTION TUNING ASSEMBLY. As used on all late models 1155s. Easily fitted to "A" sets etc. **ONLY 12/6.**

ROLA 6 1/2 in. P.M. SPEAKER. Mounded in grey crackled metal cabinet. 9x9x4 1/2 in. and with volume control. **BRAND NEW AND UNUSED. ONLY 27/6.**

P.M. SPEAKERS. 3in. 19/6, 6 1/2 in. 17/6, 8in. 21/-, 12in. 29/6.


MAINS ISOLATING TRANSFORMER. Manufactured by Vortexion. Fully shrouded. Will provide true 1:1 Ratio from nominal 230 v. Primary. Rated at 100 watts. **BRAND NEW. ONLY 22/6** (post 2/6). **12 VOLTS AMERICAN DYNAMOTOR.** Delivers 120 volts at 100 mills. Size 5 1/2 x 3 1/2 in. diameter. Ideal for running Radio or Electric Shaver etc. from car battery **ONLY 32/6.**

12-WAY SCREENED CABLE in 10ft. lengths, fitted with plugs, originally made for use with the 19 Set. **UNUSED. ONLY 17/6** per lead.

POCKET VOLTMETERS. Not Ex-Govt. Read 0-15 v. and 0-300 v. A.C. or D.C. **BRAND NEW AND UNUSED. ONLY 18/6.**

6 v. VIBRATOR PACKS. Output approx. 130 v. at 30 mA., fully filtered and smoothed. Complete **ONLY 12/6**

AIRBORNE TRANSMITTER RECEIVER



Type 1986

A mobile 10 channel crystal controlled V.H.F. Tx./Rx. covering 124.5/156 Mc/s.

I.F. Bandwidth 23 kc/s. Complete (less external attachments), in metal case, with all valves and 24 volt rotary power unit.

Used but in first-class condition.

ONLY £8/19/6 (carriage etc., 10/6).

MARCONI SIGNAL GENERATORS

Type TF 517-F 1



Special offer of these Laboratory Signal Generators. Cover 10-18 Mc/s., 33-58 Mc/s. and 150-300 Mc/s. in good, used condition, with charts. Checked before despatch. Complete with power pack for normal A.C. mains.

ONLY £12 10 0 (carriage etc. 20/-)

Cash with order please, and print name and address clearly
 PLEASE ADD POSTAGE OR CARRIAGE COSTS ON ALL ITEMS

HARRIS ELECTRONICS (LONDON) LTD.

Radio Corner, 138 Gray's Inn Road, London, W.C.1 Phone TERMINUS 7937

Open until 1 p.m. Saturdays.

We are 2 mins. from High Holborn (Chancery Lane Station) and 5 mins. by bus from King's Cross



**COMMUNICATIONS RECEIVER B28
(MARCONI CR100).**

PRICE — ONLY £21.

Later Model with Noise Suppressor £25

Carriage England and Wales 30/-.

Send S.A.E. for further details.

CR100 SPARES KITS.

Contents: 15 valves, 2 of U50, DH63, KT63, X66, and seven KTW61. Output transformer, Resistors, Condensers, Potentiometers, PK screws, pilot lamps, drive cord, etc., etc. ALL BRAND NEW. 59/6. Post 4/6.

Best Buy at Britain's

FERRANTI TESTMETER TYPE Q. An extremely compact self-contained multimeter. Volts 0 to 30, 150, 600 A.C./D.C., with additional 0.3 v. D.C. and 0.15 v. A.C. ranges; Milliamps 0 to 7.5, 30, 150 and 750 D.C.; ohms 0.25 K. Accuracy BSS first grade. 500 ohms per volt. Knife-edge pointer and clearly calibrated 2 1/2 in. scale. Complete with leads, prods, battery, and instructions in fitted velvet-lined 4 x 7 x 3 in. case. Brand new condition, perfect working order. 72/6. Post 2/6.

AVOMETER MODEL D. 34 ranges. Large size AVO. For full details see previous adverts. Thoroughly overhauled. Complete with batteries and instructions. £8/19/6, post 4/-.

SANGAMO-WESTON ANALYSER E772. A useful multi-range meter in rexine covered carrying case. Thoroughly overhauled and in perfect working order. For full details see previous adverts. £8/19/6, carr. 4/6.

WAYNE KERR B101 COMPONENT BRIDGES. 200-250 A.C. mains operation. 1 ohm to 500 megohms in 16 ranges; 1 pFd. to 500 mFd. in 16 ranges. 100 milli-H to 5000 Hen. in 8 ranges; Q factor of 0.5 to 300; power factor .015 to 1.0; Comparator scale plus/minus 10%; leakage from 1 to 1500 microamps. at test voltages of 6, 12, 25, 50, 150, 250, 350 and 450. Magic-eye null indicator. A first class precision bridge. Size 14 x 9 x 9 in. Wt. 24 lb. In perfect working order. Condition as new. £25. Carr. 10/-.

EVERSHED PORTABLE MICROAMMETERS. 0-200 microamps, 5in. scale. Made in stout wooden case, 8 x 8 x 4 in., with hinged safety cover and leather carrying handle. BRAND NEW, tested and perfect, £5/19/6, post 3/6.

VOLTAGE REGULATOR TRANSFORMERS. Input 230 v. A.C., output variable from 187-250 v., OR input 187-250 v., output 230 v. at 24 amps. Rating 5.5 KVA. Wt. 42 lb. Brand new condition. £15. Carr. 10/-.

MINIATURE RELAYS

G.E.C. sealed, wire ends. 670 ohms. 2 H/D makes, M1099..... 15/-
G.E.C. sealed, wire ends. 670 ohms. 4 C/overs, platinum, M1092... 19/6
G.E.C. sealed, wire ends. 5000 ohms. 2 C/overs, platinum, M1052 17/6
S.T.C. size 1 1/2 x 3/8 x 3/16. 250 ohms. 2 C/overs, double contacts..... 7/6
Siemens High Speed, 1K + 1K ohms. 1 C/over..... 10/6

All BRAND NEW AND BOXED.

We have an extremely large and varied selection of first-grade laboratory equipment including spectrum analysers, distortion bridges, harmonic analysers, valve voltmeters, oscilloscopes, signal generators, etc., in first-class condition and at reasonable prices. Inspection welcomed.

See advertisement opposite →

COVENTRY RADIO

AUDIO AND COMPONENT SPECIALISTS

Established 1925

Have you had our 70-page Hi-Fi Catalogue yet? If not, send now—only 1/- plus 6d. postage.

189-191, DUNSTABLE ROAD
LUTON, BEDS.

Telephone No.: LUTON 7388-9

A.D. LOUDSPEAKER ENCLOSURES
DAVIES FOR

GOODMANS WESTREX WHARFEDALE
JENSEN G.E.C. W.B. B.T.H. B.B.C.

AMPLIFIER CONSOLE CABINETS
QUALITY AMPLIFIERS CHASSIS
LOUDSPEAKERS LP RECORDS

YOU CAN SEE YOUR CABINET BEING MADE IN OUR WORKSHOPS

Demonstrations Without Appointment Open till 5.30 Saturdays.

A. DAVIES & CO. (Cabinet Makers)
3 PARKHILL PLACE (off Parkhill Road),
LONDON, N.W.3. GULLIVER 5775

Few minutes walk Belsize Park Underground

PROVED The finest method for cleaning records

Already over 200,000 enthusiastic users

THE "Dust Bug" AUTOMATIC GRAMOPHONE RECORD CLEANER

PATENT APPLIED FOR

Price reduced to 17/6 (plus 7/- purchase tax)

from your local dealer or

CECIL E. WATTS

Consultant and Engineer (Sound Recording and Reproduction)
Darby House, SUNBURY-on-THAMES, MIDDXX

SEE WIRELESS WORLD MAY 1958, PAGE 247

NU-LIFE TELETUBES

ALL MAKES ALL TYPES
REBUILT TO MANUFACTURERS SPECIFICATIONS

Enquiries and goods to new factory:—
STONEFIELD WAY, S. RUISLIP, MIDDXX.
BYRON 5676

CARRIAGE, PACKING AND INSURANCE ARRANGED

Don't despair-let DONVIN repair

48 HOUR REPAIR SERVICE

For the repair of that broken or damaged instrument call in the Donvin Repair 'Crash' Service and (subject to inspection) it can be put in sound working order and returned to you in 48 hours.

All types—any make.
Quotations by phone or wire if necessary.

DONVIN INSTRUMENTS LTD.

Midland Terr., Victoria Rd., London, N.W.10. ELGar 7871





SELENIUM BRIDGE RECTIFIERS.
Funnel cooled. A.C. input 45 v. RMS. D.C. output 30 v. 10 amps. BRAND NEW. Boxed. 45/-. Post 3/6.

ADMIRALTY HT TRANSFORMERS
Pri. 230 v. 50 c/s. Secs. 620-550-375-0-375-550-620 v. (620 and 550 v. 200 m/amps., 375 v. 250 m/amps.), plus two 5 v. 3 Amp. rectifier windings. Total rating 278 VA. Upright mtg. Wt. 25lb. Made 1953. BRAND NEW. Original boxes. 45/-. Carr. 5/-.
MAINS ISOLATING TRANSFORMERS (Vortexion). Fully-shrouded. For testing A.C./D.C. sets in safety. 230 v. in-put. Output 230 v. 100 watts, 22/6. Post 2/6.

DUAL PURPOSE TRANSFORMERS (Gresham). Pri 230/250 v. Secs. 240-0-240 v. 1.5 amps., 5 v. 12.5 amps. 5 v. 1.75 amps. Ideal for ISOLATING TRANSFORMER, to obtain TWO 240 v. 360 watt lines. Potted, oil-filled, 7 x 7 1/2 x 10 1/2 in. high. Wt. 50lb. BRAND NEW. £3/10/-. Carr. 10/-.
INSTRUMENT TRANSFORMERS
230 v. A.C. input. Outputs 0-65-130-195 v. 85 m/amps., 6.3 v. 5 amps., 6.3 v. 0.3 amps. Shrouded. Size 3 1/2 x 3 1/2 x 3 1/2 in. high. 15/- post FREE.

AR88D MAINS TRANSFORMERS.
Input 110-240 v. Output 345-0-345 v. 125 m/amps., 6.4 v., 4.5 amps, 5 v. 2 amps. 4 1/2 x 4 1/2 x 5 1/2 in. high. Wt. 12lb. Potted. Tag ends. RCA BRAND NEW. Boxed. 29/6, post 3/6.
TRANSFORMER BARGAIN. Input 0-200/250 tapped. Outputs 250-0-250 v. 80 m/amps. 5 v. 2 amps.; 6.3 v. 4.5 amps. Upright mtg. BRAND NEW. Boxed. Ex-Admiralty made 1952. A fine 50 c/s. mains tranny for ONLY 16/6, post FREE.

HEAVY DUTY L.T. TRANSFORMERS. (Gresham.) Latest type potted, oil filled, Pri. 230 v. 50 c/s. Sec. 0-70-75-80 v. 4 amps. Size 5 1/2 x 4 1/2 x 6 1/2 in. high. Wt. 19lbs. BRAND NEW. 42/6, carr. 5/-.
MODULATION TRANSFORMERS.
Collins type 20 watts 807 to 807, 8/6 each. Post 1/6.
FERRANTI TYPE, for Tx 36 etc., push-pull 807's to plate and screen modulated push-push 807's, ratio 2:1. Fully shrouded. Wt. 6 1/2 lbs. 17/6. Post 2/6
6-VOLT VIBRATOR PACKS. HRO type, 180 v. D.C., 65 m/amps. BRAND NEW. 29/6, post 3/6. Type PU2, 200 v. D.C. 100 m/amps., with OZ4 rectifier. BRAND NEW. 25/-. Post FREE.
CHOKES. Parmeko 5 H. 200 m/amps. 6/6, post 1/6. HRO chokes 17H., 80 m/amps. 7/6, post 1/6.

HEAVY DUTY HT TRANSFORMERS
Pri. 230 v. 50 c/s. Secs. 620-550-375-0-375-550-620 v. (620 and 550 v. 200 m/amps., 375 v. 250 m/amps.), plus two 5 v. 3 Amp. rectifier windings. Total rating 278 VA. Upright mtg. Wt. 25lb. Made 1953. BRAND NEW. Original boxes. 45/-. Carr. 5/-.

RESISTORS
Morgan "T" (1/2 watt) and "R" (1 watt). Latest types, all BRAND NEW. 100 assorted, 10/-. post 1/-.
CRYSTALS. 200 Kc/s. American GEC, 10/- each. 100 Kc/s. RCA bars, 15/-.

COLLINS TCS TRANSMITTERS

Covers 1.5-12 Mc/s. (25-300 metres) in 3 bands. Complete with 7 valves: 8 of 12A6 Osc.; 1925 Buffer; 2 of 1925 PA; 1925 Mod. VFO or crystal control, with 4 crystal positions. C/W or R/T. Meters for plate and aerial current. BRAND NEW internally and unused, but externally error soiled. £7/19/6. Carr. 15/-.

R.F. UNITS

RF24. 20-30 Mc/s. 5 switched positions	12/6
RF26. 50-65 Mc/s. Super slow-motion drive	17/6
RF27. 65-80 Mc/s. Super slow-motion drive	22/6
Unboxed, but as new condition. Post 3/6.	

MORSE TRAINERS

Two independent valve oscillators (one with pitch control) for one or two operators to practice simultaneously. Has provision for creating "atmospherics." In polished oak case, 12 1/2 x 10 x 8 in. Wt. 16lbs. Complete with 2 valves, leads, 2 keys, 7-way phone terminal board circuit, and instructions, but less batteries and phones. 12/6. Carr. 7/6. Phones, 7/8 pair.

MONITOR TYPE 61

3 1/2 in. C.R. Tube. A.C. mains power pack. Very modern design. Ideal for conversion to oscilloscope full data supplied. Condition as new. £7/19/6. Carr. 16/-.


AMERICAN METERS. Triplett 100 microamp., 4 in. meters, scaled as multimeter, exactly as used in Combination Tester. BRAND NEW. Boxed. 79/6. Post 1/6.
Triplett 100 microamp. 3 in. square, flush mtg. Scaled as output meter. 0-1.5 and 0-6 volts A.C. Rectifier not fitted. BRAND NEW. Boxed. 42/6. Post 1/-. Westinghouse 0-5 Millamp. D.C. flush mtg., circular 3 in. blank back scale. BRAND NEW. Boxed. 8/6. Post 1/-.

MEGERS

Evershed & Vignoles "Wee" Meggers, 500 volts, complete in leather case, with leads. AS NEW. £8/19/6.
E. & V. Series 2 Meggers, 500 volts, 0-100 Megohms. In leather case. First-class condition. ONLY £16.
E & V BONDING TESTERS, 0-5 Ohms at 12 m/Amps max. Hand generator type. In leather case. 79/6.
INSULATION TESTERS. "Record" hand generator type 0-50 Megohms at 500 volts pressure. Complete in leather case. £7/19/6. Post 4/-.

MINIATURE 378 IF STRIPS. For FM tuner described in "Practical Wireless." Complete with 3 of EP91, 2 of EP92 and 1 of EB91. A fresh release enables us to offer these once again. BRAND NEW. Complete reprint of conversion instructions and circuit supplied free, 37/6. OR less valves. 12/6. Post, either 2/6.

HRO SENIOR MODELS



Complete with valves, 9 general coverage plug-in coilssets 50 Kc/s to 30 Mc/s., instruction booklet, and circuit, but less external power supply unit. Table models, as new condition, 21 GNS. Packing and carriage 22/- extra. Send S.A.E. for further details.

HRO POWER PACKS. 115/230 v. A.C. mains input. Tested, and in good condition, 69/6, post 4/-.

METER BARGAINS

RANGE	TYPE	SIZE		PRICE
50 Microamp.	D.C. M/C	2 1/2 in.	Flush Circ., scaled 0-100	59/6
100 Microamp.	D.C. M/C	2 1/2 in.	Flush Circ.	42/6
100 Microamp.	D.C. M/C	2 1/2 in.	Flush Circ., scaled 'Megs.'	39/6
1 Millamp.	D.C. M/C	2 in.	Flush Square. Fe/NFe. 1964	22/6
1 Millamp.	D.C. M/C	2 in.	Flush Circ. Made 1954	35/-
1 Millamp.	D.C. M/C	3 1/2 in.	Flush Circ.	79/6
1 Millamp.	D.C. M/C	6 in.	Flush Circ. Scaled 0-12 v.	10/6
200 Millamp.	D.C. M/C	2 1/2 in.	Flush Circular	6/9
1 Amp. Thermocouple		2 1/2 in.	Projecting Circular	7/6
4 Amp. Thermocouple		2 in.	Flush Circular	6/9
15 Volts	A.C. M/I	2 1/2 in.	Flush Circular	8/8
300 Volts	A.C. M/I	6 in.	Flush Circular. Made 1955	79/6
300 Volts	A.C. M/I	2 1/2 in.	Flush Circular	25/-
500 Volts	A.C. M/I	2 1/2 in.	Flush Circular	25/-
40 Amperes	D.C. M/C	2 1/2 in.	Flush Circular	7/6
METAL RECTIFIERS. Full wave bridge. BRAND NEW. Solford				
1 mA. 8/6. 5 mA. 8/6. 5TC 2 mA. 5/6.				

CHARLES BRITAIN (Radio) LTD.
11 UPPER SAINT MARTIN'S LANE
LONDON, W.C.2. TEMple Bar 0545

One Minute from Leicester Sq. Station (up Cranbourn St.)
Shop-Hours: 9-6 p.m. (9-1 p.m. Thursday). Open all day Saturday

HICKOCK I-177 VALVE TESTERS.
Checks dynamic mutual conductance, shorts, emission, gas, and noise. For UX4, UX5, UX6, UX7, Octal, Local 87G, and Acorn types. Portable in wooden carrying case 15 1/2 x 8 x 5 1/2 in. Wt. 13 1/2 lb. BRAND NEW. Complete with instruction book and valve testing charts. For 117 v. A.C. 10 gns. Carr. 7/6. Matching auto. transformer for 230 v. A.C., 12/6.

CRYSTAL CALIBRATORS. Gives 1 Mc/s., 100 Kc/s. and 10 Kc/s. "pips" with or without modulation. Employs dual 1,000/100 Kc/s. crystal and multi-vibrator circuit, and three 12SC7 valves. Made by Canadian Marconi Co., originally for use with the Wireless Set No. 19. Operates from 12 v. 0.45 amps. L.T. and 250 v. D.C. H.T. in neat metal case 2 x 4 1/2 x 9 1/2 in. deep. BRAND NEW. In original packing, complete with two spare valves, instruction book, connectors, etc. £4/19/6.

MULLARD C. & R. BRIDGES. 0.1 ohm. to 10 Megohms in 4 ranges; 10 pFd. to 10 mFd. in 3 ranges; Calibrate. Open Bridge, and % range. For 100-250 v. A.C. mains. Tested and guaranteed. £7/10/-. Post 3/6.

HEAVY DUTY SLIDER RESISTORS.
3 ohm. 10 amp., 12/6; 1.25 ohm. 20 amp., 12/6; 0.4 ohm., 25 amp., 10/-. Post, any type, 3/6. 1 ohm. 12 amp., 8/6. Post 2/-.

HEAVY DUTY FIXED RESISTORS.
1 ohm. 12 amp., 5/-; 1.61 ohm. centre tapped 10 amp., 6/-; Post, either, 2/-.

MOVING COIL PHONES. Finest quality Canadian, with chamois ear-muffs and leather-covered headband. With lead and jack plug. Noise excluding and supremely comfortable. 19/6. Post 2/6.

INVICTA LOUDSPEAKERS. Good quality 10in unit (impedance 3 ohms.). In wooden cabinet 17 x 17 x 6 in. Complete with 50ft. lead and jack plug. BRAND NEW. 39/6. Carr. 5/6.

BENDIX MODULATOR/POWER UNITS. Type MP-28-BA. for TA-12 transmitters. With 24 v. D.C. input, 540 v. D.C. 450 m/a. output dynamotor, 6N7met Mic. Amp., 6F6met Driver, and two 807 PP Modulators. Complete with Mic. Transf. and Mod. Transf. for modulating two parallel 807's. BRAND NEW. 79/6. Slightly soiled 69/6. Carr. 7/6.
DYNAMOTORS. As used in the above. BRAND NEW. 32/6. Used 19/6. Wt. 13lb. Carr. 4/-.
Input 12 v. D.C. output 230 v. D.C. at 100 m/amps. American. 5 1/2 x 3 1/2 in. diam. Wt. 5lb. 32/6. Post FREE.

DC/AC ROTARY CONVERTERS.
Input 12 v. D.C. Output 230 v. 50 c/s. A.C. at 135 watts. Fitted with 0-300 v. A.C. 2 1/2 in. meter and slider resistor for voltage adjustment. In stout wooden carrying case with lid. Perfect working order. £9/19/6. Carr. 10/6.

RI15 RECEIVERS. With latest type super slow motion drive. In good condition and perfect working order, re-aligned and air tested. Model "B" £7/19/6. Model "L" (covers trawler and shipping bands) £12/19/6. Carr. (either) 10/6. Send S.A.E. for details of sets and power units, or 1/3 for illustrated booklet.

MARCONI LOOP AERIAL type 696. A small, compact, enclosed loop. On swivel mount with degree scale. BRAND NEW. 69/6. Post 2/6. Deal for RI155, etc.

TX-36 MODULATOR/POWER UNIT.
Supplies HT 500 v. 200 m/Amps twice, LT 6.5 v. 8 Amps, and bias. Also modulator 3 6C5G, 2 807, and 3 FW4/500 Rects. In oak case 24 x 16 1/2 x 15 in., Wt. 120 lbs. Circuit supplied. TREMENDOUS BARGAIN. £4/19/6, carr. 15/6 Eng. & Wales.

SANGAMO-WESTON VOLTMETERS
S61. Dual range 0-5 and 0-100 v. D.C. FSD 1 m/a. 3 in. scale. Recent manufacture. Ideal for schools. Complete in super quality canvas carrying case, with test prods and leads. BRAND NEW. Boxed. 27/6. Post 2/6



SIMPLE EFFICIENT

Speech communication



TELERADIO 5A RADIO TELEPHONE

- SIMPLICITY**
Only six controls, no technical skill required.
- SIZE**
In one attractively finished case, 9" x 16" x 20".
- RECEPTION**
High-performance receiver tunes over a useful portion of the short-wave band, to provide general entertainment.
- COMPLETE SERVICE**
A.W.A. provides a complete equipment ready for connecting to the battery. Full details given on aerials.
- BATTERY POWER**
The 5A works on a 12 Volt battery. Only 3.2 Amps. drain when receiving.

The A.W.A. Teleradio 5A breaks down the barrier of isolation in outback areas. Trained operators are not required. The equipment uses the most modern valves and design features to provide simplicity of operation and efficiency.

Made by Australia's largest manufacturer of telecommunication equipment, the A.W.A. Teleradio 5A is a low-power H.F. transmitter-receiver for distances up to several hundred miles over land or sea, and is in use by Government and private networks in many places. Write for details.



Manufactured and guaranteed by —

AMALGAMATED WIRELESS (AUSTRALASIA) LIMITED
47 York Street, Sydney. ES36.58

Quality

ELECTRONIC EQUIPMENT

Frequency Meters

BC221 Range 125kc/s, 20 Mc/s. In perfect condition.
Also in stock:
U.S.A. BENDIX LM SERIES
Aircraft version of BC221
TS174 20-250 Mc/s.
TS175/U 85-1,000 Mc/s.
Prices and details on request.

Signal Generators

MARCONI Type TF144G 85 kc/s—
25 Mc/s. £80 0 0
Type TF390G 16 Mc/s—150 Mc/s. £35 0 0
RCA 710, 370—550 Mc/s. £35 0 0
GENERAL Radio Type 605, 9.5—30 Mc/s. £60 0 0
Type 804, 7.5—330 Mc/s. £65 0 0
Measurement Corporation Type 80,
2 Mc/s—400 Mc/s. £200 0 0

British & U.S.A.

Test Equipment

BSR L050A Audio Oscillator £30 0 0
Sullivan Variable Condenser £25 0 0
Weston Electric (Thomson Varley
Type) Potential Divider (From) ... £25 0 0
MARCONI TF924 Deviation Meter ... £100 0 0

Test Equipment

BENDIX RADIO TEST SET comprising of signal generator I-96 A: IF Oscillator and power supply in metal bound wooden case. Frequency range 100-155Mc/s. power supply 110 A.C. or batteries £5/0/0 each, plus 15s. carriage.

Elliott Recording Milliameters

SINGLE PEN portable recording milliameters range 0-1 AC/DC instrument. Chart speed 1 inch per hour £35 0 0

Microwave Equipment

RECEIVERS
AN/APR4, 38-1000 Mc/s...AN/APR5, 1000-6000 Mc/s.

R-1294, 500-3000 Mc/s. R1359, 150-500 Mc/s.

SIGNAL GENERATORS
TS45/AP, 3CM. TS13/AP, 3CM...TS147B, 3CM...
TS120/AP, X Band...TS14/AP, S Band.

POWER METERS
TS3/AP, S Band... TS36/AP, X Band...TS56/AP,
slotted line, L Band.

VALVES. Klystrons Type 723/AB, CV129,
2K33, (1.5cm).
Crystals IN21, IN23B, IN26, etc.
Magnetrans 725A, etc.

Spectrum Analysers

TSX-45E 3cm.
MARCONI TF984...10cm.

Oscilloscopes

COSSER Double beam Type 339 £30 0 0
Rebuilt to Lab. standard prices on request.
BROWNING Lab. Scopes £25 0 0
DUMONT Type 224A £45 0 0
MULLARD E.800 £45 0 0

Meggers

EVERSHED Series 2 Bridge Megger
500V. £55 0 0
250V. £35 0 0
1,000V Meggers with external decade
box. NEW
Wee Type: 500V. £12 10 0
250V. £8 0 0

Receivers

Marconi Type CR100, 60kc/s.—30 Mc/s
Each £25 0 0
National Type HRO Receivers. Complete with all coils and power supply from
Hallicrafters, S27, 27.8-143Mc/s. £35 0 0
S27CA, 135-235Mc/s. £60 0 0
Eddystone 640, 740, 840, 750, 680 680X.
Hammarlund HQ120X 550kc/s—30
Mc/s. £40 0 0
G.E.C. BRT 400 £75 0 0

Manuals

Technical Manuals for receivers as previously

UNIVERSAL ELECTRONICS

22-27, LISLE STREET, LEICESTER SQUARE LONDON, W.C.2. Tel: GERard 8410 & 4447
Shop Hours: 9.30 a.m. to 6.0 p.m. OPEN ALL DAY SATURDAY Thursday 9.30 a.m. to 1.0 p.m.


Radio Component Specialists since 1946. Staffed by Engineers and Amateur Radio Constructors who enthusiastically try to give you a square deal.



FOR FULL VALUE FOR MONEY

—Try us

MULLARD "3-3" QUALITY AMPLIFIER



An ideal companion unit to the JASON Tuner. A really first-class 3-valve 3-watt Amplifier giving Hi-Fi quality at a reasonable cost. Mullard's latest circuit. Valve line-up: EF86, EL84, EZ80, H₄ duty mains trans. giving extra HT and LT for tuner Unit addition.

Variable treble out and bass boost controls, sensitivity 100 MV for 3-watt output. Frequency response + or - 1 db, 40 c/s. to 25 kc/s.

Complete amplifier wired and tested with quality sectionalised output transformer to Mullard specification.

(less speaker) Carr. and Ins. 4/6. **£8/8/-**

Wired Power Output Socket with Additional Smoothing for F.M. Tuner 10/6 extra. Stereo version now under development.


JASON F.M. TUNER UNIT 87-105 mc/s

Designer-Approved Kit of parts to build this modern highly successful unit, drilled chassis and superior type dial. Coils, cans and all quality components, etc., for only 5 gns. post free. Set of 4 spec. EF91 or equiv. valves 30/- post free. Illustrated handbook with full details, 2/- post free—free with Kit 48-hr. Alignment Service 7/6 and 2/- p. & p. AND NOW—Jason "Mercury" Switched F.M. Tuner, with A.F.C. Complete kit only 8/1 gns., plus 2/6 p. & p. Set of 3 x E.F.50 valves, special price 21/-.

ALL-WAVE RADIOGRAM CHASSIS 3 WAVEBANDS 5 VALVES

LATEST MIDGET BVA SERIES ECH42, EF41, EBC41, EL41, EZ40.

S.W. 16 m.—50 m.
M.V. 300 m.—500 m.
L.V. 900 m.—2,000 m.
Brand new and guar. A.C. 200/250 v., 4 pos. WC sw. Short-Medium-Long-Gram P.U. socket. High Q dust core coils. Latest circuit technique, delayed AVC and neg. feedback O/P 4 watts. Chassis size 13 1/2 x 5 1/2 x 2 1/2 in. Dial 10 in. x 4 1/2 in. Hor. or Vert. station names. Walnut or Ivory knobs to choice. Aligned and calibrated ready for use. Sensitivity and Quality at Low Cost. Carr. and Ins. 4/6.
7 Valve De Luxe model with push-pull EL41 giving 7 watts £12/10/- Carr. and Ins. 8/-.



BARGAIN PRICE **9 1/2 gns.**

8 or 10in. speaker to match. 20/- and 25/- p. & p. 1/6.

RECORD PLAYER BARGAINS

N.W. Reduces Prices

SINGLE PLAYERS. 4-speed BSR (TU9). 92/6; 4-sp. COLLARO Junior with ACOS P.U. 90/-; 4-speed GARRARD (4SP). 27/15/-, carr. and ins. 3/6
AUTOCHANGERS. 4-sp. BSR (UA3). 22/10/6. 4-sp. COLLARO. 27/19/6; GARRARD (RC121/4D Mk. III, plug-in head, stereo adapted, 10 GNS. BSR (UA12), latest stereo model. 10 GNS. All above units are latest 4-speed models fitted lightweight crystal pickup and twin sapphire styl. Complete and ready to use.

FINEST SELECTION AVAILABLE—ALL BRAND NEW AND GUARANTEED

C.R.T. Heater Isolation Transformers

New improved types—mains prim. 200/250 v. tapped.

All Isolation Transformers now supplied with alternative no boost, plus 25% and plus 50% boost taps at no extra charge.
2V 2A type 12/6 (P. & P. 1/6)
6.3V 8A type 12/6 (P. & P. 1/6)
10.5V 3A type 12/6 (P. & P. 1/6)
13V 3A type 12/6 (P. & P. 1/6)
Other voltages in course of production. Small size and tag terminated for easy fitting.

80 OHM COAX CABLE

NOW ONLY 8d. YARD!
Highest Quality Cable, low-loss Polyester Aeraxial, semi-air spaced feeder losses cut 50%. Standard 1/4 in. dia. Stranded core 20 vds. 12/6, carr. 1/6. 10 vds. 20/-, carr. 2/- Coax. Plugs 1/- Coax. Sockets 1/4. Couplers 1/6. Outlet Boxes. 4/6. Bi-Bi Xover Unit. 7/6.



RECORD PLAYER CABINETS

Contemporary style rexine covered cabinet in mottled red with cream interior. Size 18 1/2 x 14 x 8 1/2 in., fitted with all accessories, including speaker, baffle board and plastic feet. Space available for all modern amplifiers and autochangers, etc. Uncut record player mounting board 14 x 13 in.

£3/3/- Carr. and Ins. 3/6. 2 VALVE AMPLIFIER MK. 1 (to fit above cabinet), modern circuit with EL41 output, ready built, with 6in. speaker and output transformer 23/12/6, carr. and ins. 2/6. 2 VALVE AMPLIFIER MK. II—As above complete wired and tested but with latest twin stage valve ECL82 giving higher fidelity and greater output. 23/19/6 and 2/6 p. & p.

TRANSISTOR RECORD PLAYER

Ready wired Push-Pull Transistor Amplifier using latest 4 G.E.C. Transistors Genuine 1 w. output into standard 8 ohms speaker. Superb quality with neg. feedback circuit. Var. Tone and Volume controls. Special size to fit n/m Player Cabinet, Amplifier 6 gns. 8 x 5 in. Speaker 20/-, P & P. 2/6.
Latest STAAR 45 r.p.m. Record Player with Fidelity self-cleaning stylus. Lightweight and contemporary styled—constant speed from 4 1/2 to 7. Battery Only 92/6. P & P. 3/-.
Record Player Cabinet to fit above units. Attractively covered in red rexine with white polka dot relief. Fitted with modern stylus (ret and surround. Cabinet size 13 x 8 1/2 x 8 1/2 in. Bargain Price 55/-, P & P. 3/6. Send for special leaflet giving full details.

RE-GUNNED TV TUBES—GENUINE OFFER

New Heater, Cathode and Gun Assembly can now be fitted to your old Tube—Reconditioned virtually as new. Fully Guaranteed to highest standards—as used by our own Service Dept. 12" £8 14" £8.10 17" £10

We regret only Mullard and Mazda types at present. Delivery approx. 7 days. Carr. & Ins. 12/6

Hours 9 a.m.—6 p.m., 1 p.m. Wednesday

ELECTROLYTICS ALL TYPES NEW STOCK

TUBULAR	CAN TYPES
25/25 v. 50/12 v. 1/9	8-8-450 v. 4/6
50/50 v. 4/500 v. 2/-	8-16-450 v. 5/6
100/25 v. 2/-	8-16-500 v. 5/6
8/450 v. 2/3	16-16-450 v. 5/6
8-8/450 v. 4/6	32-32/350 v. 5/6
16-16/450 v. 5/6	32-32/275 v. 4/6
16/450 v. 3/6	50-50/350 v. 6/6
16-16/450 v. 5/6	80/350 v. 6/6
32/350 v. 4/6	60-250 275 v. 12/6
32/500 v. 5/6	64-120/275 v. 11/6
32-32/450 v. 6/6	100-200/275 v. 12/6
	100/270 v. 6/6

Comprehensive range in stock.

MIDGET TRANSISTOR TYPES—TC, 24F, 44F, 84F, 8 v., 3/6; 84F, 104F, 164F, 3 v., 3/6; 324F, 1 v., 3/6; 100 mfd. 12 v. 3/6.

CONDENSERS—Silver Mica. All pref. values, 2 pf. to 1,000 pf., 6d. each. Ditto ceramics 6d. each. Tubulars 450 v. T.C.C. etc., 501 mfd. 0.1 and 1,050 v., 9d. each. 0.01-1500 v. 1/- each. 25 Hums. 1/6. 5 T.C.C. 1/9. .0016 kv. 5/6. .00120 kv., 9/6.

RESISTORS—FULL RANGE 10 ohms—10 megohms 20% 1/2 w. 3d., 1 w. 5d., 1 w. 6d., 5 w. 9d., 10% Hi-Stab. 1 w. 5d., 1 w. 7d., 5% 1 w. 9d.

HI-STAB 1 w. 1/6 (10-100 ohms 2/-). W/W RESISTORS (25 ohms—10K ohms), 5 w., 1/3, 10 w. 1/6, 15 w. 2/-. PRE-SET W/W POTS, T.V. Type. 25 ohms—30K ohms 3/-.

50K—2 Meg. (Carbon Track), 3/-. W/W POTS—Lona. Slide—3 watt 100 ohms—50K ohms 5/6. 100K ohms 6/-. SPEAKER FRET—Expanded Bronze anodised metal 8 x 8 in., 2/3; 12 x 8 in., 3/-. 12 x 12 in., 4/6; 12 x 16 in., 6/-. 24 x 12 in., 9/6 etc. Preferred sizes only.

TYGAN FRET (Myrphy pattern), 12 in. x 12 in., 2/-; 12 x 18 in., 3/-; 12 x 24 in., 4/-. etc.

LOUDSPEAKERS—P.M. 3 ohms. 2 1/2 in. Fleesey 17/6. 3 1/2 in. Goodmans 18/6; 5 in. Rola 18/6; 8 in. Elec. 18/6; 7 x 4 in. Goodmans Elliptical 18/6; 4 in. Rola 20/-; 10 in. R. and A., 25/-; 10 in. W.P. HP1012, 99/9; 12 in. Pleesey 16 ohms with 4 x 4 in. Tweeter and Cross Over Filter. 97/6.

SENTERCEL RECTIFIERS. R.E.T. Type Fly-Back Voltages. K3/25 2kV., 5/-; K3/40 3.2 kv. 6/9; K3/45 3.6kv., 7/3; K3/50 4 kv., 7/9; K3/100 8 kv. 13/6; etc. MAINS TYPES—RM 125 v. 50 mA., 4/9; RM 125 v. 100 mA. 5/6; RM 3 125 v. 120 mA., 7/6; RM 4 250 v. 250 mA., 16/-; RM 4B type 370 mA., 17/6; RM 5 250 v. 200 mA., 21/-.

I.P.T. TRANSFORMERS—465 kc/s. Brand new ex-manufacturer's midget I.P.T. size 2 1/2 in. x 1 1/2 in. dust core tuning. Lit. wound coils. High Q. Bargain offer. 7/6 pair.

NEW BOXED VALVES GUARANTEED

1R5, 1T4 7/6	EABC809/6	EZ81 8/6
1S5, 14A 7/6	EBC41 9/6	MU1A 9/6
3A4, 3V4 8/6	EOC4 12/6	PC04 10/6
6Z4 9/6	ECF80 12/6	PCF80 10/6
6K7 8/6	ECH42 10/6	PL55 12/6
6K8 8/6	ECL50 12/6	PL81 14/6
6Q7 8/6	EF90 10/6	PL82 10/6
6V6 7/6	EF96 14/6	PL83 11/6
6X4 7/6	EP91 8/6	PY80 9/6
DAF96 9/6	EL41 10/6	PY81 9/6
8K 9/6	EL84 11/6	PY92 8/6
DL96 9/6	EY51 12/6	U25 15/6
DL96 9/6	EY99 14/6	UF41 10/6

Comprehensive range in stock.

SPECIAL PRICE PER SET
1R5, 1T4, 185, 184 or 384 or 3V4. 27/6
DK96, DP96, DAF96, DL96 ... 35/-
6K8, 6K7, 6Q7, 6V6, 6Z4 or 6X3 35/-
VOLUME CONTROLS—10K—2 Megohms
LONG SPINDLES MIDGET TYPE, 1 1/2 in. diam. Guar 1 yr. Famous make LESS 3w. D.P. 8w.

LOG. or LIN. RATIOS 3/- 4/9
MAINS AND OUTPUT TRANS.—Made in our own Workshops High Grade spec. Fully interleaved and magnetized, all primaries tapped 200/250 v.

MAINS TRANS.—Standard 250-0-250 v. 60 mA. 6.3 v. 3 a. and 6.3 v. 1 a. 25/6 etc. HTR TRANS. 6.3 v. 1 1/2 a., 16 v. 5 a. etc. each 7/6.

GOBETRO TRANS. Sec. 200 v. 200 mA., 6.3 v. 1 a., 12/6.
L.F. CHOKES, 10 H. 55 mA., 5/-; 15 H. 100 mA. 10/6; 10 H. 150 mA., 12/6.
SPECIAL TRANS., etc., made to individual requirements.

OUTPUT TRANS.—Quality HI-FI Type with sectionalised and resistance balanced primary windings. Super Silicon Lams. Sec. 3 and 15 ohms. Primary Imp. to individual specs. Fully shrouded Stock Types Mullard 3, 3, 37/6; Mullard 8 watt, 49/6, ditto with ultra linear taps, 52/6. Mullard 8-10 with ultra linear taps, 69/6, etc.

CLOSE TOLERANCE CONDENSERS. 50PF. 10% Type. 5 PF—600 pf., each 1/-; 400 pf.—5,000 pf., each 1/3. 1% Type. 1.5 pf.—50 pf. (Tot. 1 pf.) 1/8; 56 pf. 50 pf. each 1/8; 575 pf.—5,000 pf. each 2/-.

EMITAPE RECORDING TAPE.—Special offer—
Type 88 (Stand) Type 99 (Long Play)
3" 175' 7/- 250' 9/-
5" 600' 19/- 850' 24/-
6" 850' 24/6 1,200' 31/6
7" 1,200' 30/- 1,800' 45/-

ALL NEW AND BOXED REPLACEMENT REELS—5 1/2" and 7" 2/6 each.

ONLY A FEW ITEMS ARE LISTED FROM OUR COMPREHENSIVE STOCK. WRITE NOW FOR FULL BARGAIN LISTS. 3d.

Terms: C.W.O. or C.O.D. Post and packing up to 1/2 lb. 7d.; 1 lb. 11s; 3 lb. 11s; 5 lb. 2/-; 10 lb. 2/9

RADIO COMPONENT SPECIALISTS

70 BRIGSTOCK ROAD, THORTON HEATH, SURREY

Est. 1946

Telephone: THO 2188

VALVES

Brand new, individually checked and guaranteed

A792	4/6	EA50	1/6	KT2	4/-
A800	4/6	EAC91	4/6	KT30	7/-
A863	4/6	EB34	1/9	KT31	8/-
A864	4/6	EBC33	6/-	KT33C	7/-
A950	4/6	EC52	4/6	KTW62	4/-
AC/DD	2/6	EC54	3/6	KTW63	6/6
AC/HL	2/6	EC32	4/6	KT241	9/-
AC/P	2/6	EC91	5/-	L30	4/-
AC/PI	2/6	EF8	6/-	LSSB	12/-
AC6/PEN	5/-	EF22	7/3	LS7B	12/-
AC/SP3	4/6	EF36	5/-	MH4	4/-
AR6	2/6	EF39	5/6	MH40	6/6
AR8	6/-	EF50	3/-	MH41	6/6
AR3	3/-	EF55	6/-	MHLD6	4/6
AR4	3/3	EF91	7/-	ML4	4/6
AR12	3/-	EF92	7/-	ML6	6/-
AR24	3/6	EL32	4/6	MPJ42	9/-
AR34	4/6	EL91	4/6	MS/PEN	6/-
ATP4	3/-	EY91	4/6	MP/PENB	6/-
ATP7	5/6	FA15	4/-	N34	8/-
B30	3/6	GDT-4B	3/-	NR15A	3/-
B63	6/-	H30	5/6	NR61	7/-
DL1	3/3	H63	3/6	NT37(4033A)	4/-
D77	5/-	HL2	2/6	NT62A	14/-
DB41	4/6	HL4	2/6	OD3	6/-
DD620	4/6	HL42/DD	6/-	OZ4	5/-
DEP18	3/6	HP4101	6/-	OZ4A	5/-
DET19	1/6	KBC32	5/-	P61	2/6
DET20	2/6	KF35	5/-	PEN46	5/9
DH76	4/9	KR6/1	3/6	PEN141	4/-
DL510	4/6	KRN2A	15/6	PEN220A	3/-
E1148	2/-	KRN3	15/6	PEN1340	6/-
E1323	1/9				

PENDD1360	9/6	IA5GT	5/-	6D6	5/-	12AH7	7/-	715B	97/6
PM4DX	3/-	IB23	11/-	6F6	7/-	12C8	7/6	717A	8/6
PM202	7/6	IB24	11/-	6F6G	5/-	12E1	22/6	801	6/-
PT15	8/-	IB26	11/-	6F8G	8/-	12H6	2/6	803	22/6
PT25H	7/6	IB32	10/-	6F12	7/-	12J5GT	3/6	805	30/-
QP21	6/-	ID8GT	6/-	6G6G	3/-	12SG7	6/6	807AMER	6/6
QP25	5/3	IL4	4/-	6H6	2/3	12SH7	4/9	807BR	6/-
RGI-240A	17/6	ILD5	3/6	6H6GT	1/9	12SJ7	6/-	813	70/-
RG3-250	17/6	ILN5	5/-	6J5	5/-	12SK7	5/-	815	80/-
RG4-1250	9/-	2A3	8/-	6J6	5/-	12SL7	7/-	843	7/6
RK34	3/-	2A6	7/-	6K7G	4/-	12SR7	6/-	872A	35/-
RKR72	5/6	2C34	2/6	6K7GT	6/-	15D2	6/-	954	2/-
RKR73	5/6	2D4A	4/-	6K8G	7/-	15E	8/-	956	3/-
SP4B	7/6	2X2	4/-	6K8GT	8/-	15R	7/6	1625	6/-
SP13C	4/6	3A4	6/6	6L5G	6/-	19E2	5/-	1626	4/6
SP41	2/9	3B24	3/-	6L6	10/-	28D7	8/-	1629	4/6
SP61	2/9	3E29(829B)	75/-	6L6G	8/6	35T	30/-	7193	1/9
STV28040	14/-	4A1	2/6	6L6GA	8/6	39/44	6/-	7475	5/-
SU2150A	4/9	4D1	4/6	6L3A	4/6	41FP	1/9	8010AR	22/6
TT11	3/-	5T4	10/-	6N7GT	7/-	45	7/-	8020	6/-
U8	12/6	5U4G	7/-	6SA7	7/-	53A	3/-	9001	5/-
V885	5/6	5Z3	8/6	6SC7GT	7/-	58	6/-	9004	4/-
V1906	4/6	6A6	5/-	6SG7	7/-	59	6/-	9006	4/-
V2023	8/-	6A6B	5/-	6SH7	5/-	71A	4/6		
V2D33B	8/-	6AB7	5/-	6SJ7	7/6	76	9/-	Cathode Ray Tubes:	
VR99	8/-	6AC7	5/-	6SK7	5/6	77	6/-	3BP1	25/-
VR150/30	7/6	6AG5	5/6	6SL7GT	7/-	82	8/-	5CP1	52/6
VS110	4/6	6AG7	8/6	6SN7	5/6	83	12/-	5FP7	45/-
VT25	8/-	6AK6	7/6	6SN7GT	5/6	83V	12/-	5MP1	17/6
VU33	2/6	6AL5	5/6	6SQ7	6/6	89	6/-	VCR97	10/-
VU111	3/-	6AM5	8/6	6SS7	8/-	210LF	3/-	VCR517	10/-
VU120A	3/-	6AM6	17/-	6V6G	6/-	210VPT	3/-		
W31	7/-	6B8	6/-	6X5G	6/-	217C	17/6	Special Valves:	
W42	7/-	6BBG	3/-	8D2	2/6	220VSG	3/-	417A	15/-
Y66	8/-	6C4	5/6	9D2	3/-	350B	8/-	723AB	52/6
Z21	6/-	6C5	6/-	11E2	5/-	446A	14/-	726A	27/6
Z31	6/-	6C6	4/6	11E3	5/-	446B	14/-	VZ7110	15/-
IA3	3/6	6CBG	5/-	12A6	5/-	705A	17/6		

All orders below 10/-, P. & P. 1/-; over 10/-, 1/6; orders over £2 P. & P. free.

BRAND NEW ORIGINAL SPARE PARTS FOR AR88 RECEIVERS.

Please see advertisement December issue.

Thermo Couple Heating Element. .75 amps in bakelite housing, made by General Electric, 10/- P. & P. 1/-.

Complete set of strong aerial rods (American). Screw-in type MP49, 50, 51, 52, 53, total length 15ft. 10in., top diameter 0.615 in., bottom diameter 0.185in. together with much aerial base. MP37 with ceramic insulator, ideal for car or roof insulation. £2/10/-, post free.

HRO Mains. 150/230 v. Power supply unit complete with valve, checked, £39/6. P. & P. 5/-.

High Resistance Headphones. 4,000 ohms. Brand new, ex W.D., boxed. Type DHR, 10/6 per pair. P. & P. 1/-.

Low Resistance Headphones, brand new, type CLR, 5/-; DLR 6/6 per pair. P. & P. 1/-.

Modulation Transformers (U.S.A. Collins), primary imp. 6,000 ohms. C.T., secondary 6,000 ohms, 20 W., 9/6 each post free.

Microphone Transformers. Balanced input 30 or 250 ohms. U.S.A. manufacture. 7/6. P. & P. 1/6.

Avominors in leather case, with leads, fully tested, £5/10/- P. & P. 1/6.

813 Ceramic Valveholders 3/- each. P. & P. 1/6.

Vibratory Supply Unit. Input 6 v., output H.T. 230 v. 100 mA. L.T. 6 v. in metal case 9in. x 5in. x 6 1/2in., complete with vibrator, OZ4 valve. Checked working, £2. P. & P. 7/6.

Marconi Signal Generator. TF144G 85 kc/s., 25 Mc/s. Made up to new standard. £70, delivered free.

Telephone Hand Set. Standard G.P.O. type. New. 10/- P. & P. 1/-.

AR88D and L.F. Receivers, completely overhauled and tuned, £60 and £57/10/- respectively. Completely rebuilt with P.V.C. wiring, £85.

Hallicrafter's S27 Receivers. 27-143 Mc/s. Fully reconditioned, £30/10/-, delivered free.

Rotary Converter Unit. Input 11.5-12.5 v. D.C. Output 300 v. 200 mA. D.C., 30/-; postage and packing 15/-.

RCA. MASTER OSCILLATOR (V.F.O.) with stability of 0.0007%. Frequency range 2-20 mc/s. with built-in constant frequency tone generator. Regulated A.C. power supply 115/230 v. and fitted with plate and volt meters. Valves line-up: Electron coupled oscillation 3Q5(2). Buffer amplifier—807, tone generator—6AB7(1), 6F6(1), regulated power supply 5U4(2), 6Y6(5), 1852(1), VR150/30(2). Brand new complete in grey crackle steel cabinet size 67in. x 22in. x 17 1/2in. Fitted with full-length door at rear with standard 19in. panels. Can be used as complete TX with existing 807 output. The bottom half of the cabinet with 3 blank panels being empty ready for installation of complete RF modulator and power unit, thus making a complete totally enclosed compact TX. Circuit diagrams and working instructions supplied. Price complete with valves £27/10/- each. Supplies strictly limited.

Morse Keys, 8 amp. New 2/6. P. & P. 1/-.

Tannoy Loudspeakers. New 15/- P. & P. 3/-.

Mains Power Supply Unit for No. 19 wireless set. Made by RCA of Canada. 115 v. A.C. Brand new, £15. P. & P. £1.

P. C. RADIO LTD.
170, GOLDHAWK RD.,
W.12 SHEPHERDS BUSH 4946

PERSONAL CALLERS WELCOME

TELETRON Miniature Transistors

Superhet coil kit (as illustrated) 42/-



470 kc/s. I.F. Transformers and Osc. coil in screening cans 3/4 x 1/2 in. dia. Dual wave Ferrite rod aerial 5 1/2 x 1/2 in. dia. For the TRANSIDYNE printed circuit s/het.

Push-pull and single ended tape oscillator coils available for most decks at 8/6 each. Bias rejector coils and top lift inductors. Dual range T.R.F. and Xtal diode coils, etc. 9d. stamps for complete lists and circuits.

The TELETRON Co. Ltd.
112B, Station Rd., Chingford, London, E.4
SIL 0836

FESTIVAL

OF
RECORDED MUSIC
STEREO and MONAURAL
February, 27th 1959 · 7.30 p.m.
GREAT HALL
Blackwell Secondary Modern School
Headstone Lane—Harrow—Mdx.
TICKETS 2/6, 3/9, 4/9, 5/9 & 6/9.
S.A.E. PLEASE.

Concert given by S.L. Timms & Allan Stagge in aid of the School's New Swimming Pool.

LOCKWOOD & CO. (WOODWORKERS) LTD.
67, LOWLANDS ROAD, HARROW, MDX.

ELECTRICAL MEASURING INSTRUMENTS REPAIRED

1. Considerable reductions in your overheads
2. Prompt Quotations and Service
3. Urgent orders given priority attention!
4. Guarantee of Satisfaction!

We specialise in the repair of all types and makes of Voltmeters, Ammeters, Microammeters, Multirange Test Meters, Electrical Thermometers, etc.

As contractors to the Ministry of Supply, General Post Office and other Government Departments, we are the leading Electrical Instrument Repairers in the Industry. No enquiry is too big or too small. For prompt estimate and speedy delivery send defective instrument by registered post, or write to Dept. WW

L. GLASER & CO., LTD.,
98-100 Aldersgate St., London, E.C.1. Tel. MON 6822

GEE RADIO Ltd.

15, LITTLE NEWPORT STREET, LONDON, W.C.2. GER 6794/1453
ADJOINING LEICESTER SQUARE TUBE STATION ● Open 9-6 Weekdays 9-1 Sat.

BARGAINS IN TEST EQUIPMENT

MARCONI SIGNAL GENERATOR TYPE TF517-F/1. Covering 10-18 Mc/s., 33-58 Mc/s., 150-300 Mc/s. Used but in very good condition. Complete with full technical data and instructions. Limited quantity. Unrepeatable at only £12/10/-. Carr. 20/-.

VALVE TESTER TYPE 4. 200/230 v. A.C. input. Ex-Govt., in good condition, with descriptive book containing circuit diagram of instrument and how to test valves from 1.4 v. to 40 v. With valve holders for Brit., 4, 5, 7 pin and Octal, U.S., 5 and 7 pin, 1/Octal, side contact large Brit., 4 and 9 pin, Acorn and diode. Housed in substantial wooden case with hinged lid. £7/19/6. Carr. 10/-.

TEST SET TS-26/TSM. This volt ohmmeter is the correct tester for EEB telephones and all standard telephone equipment. Brand new and boxed, with full technical data and calibration charts. £7/10/-.

PRECISION SERIES 834-S (U.S.A.) Multi range tester for A.C./D.C. volts, ohms and milliamps. Basic movement 400 microamps. Housed in wooden box with lid and carrying strap. Over-

all size 7½ x 7in. x 5in. Complete with test prods. batteries, etc. Ready to use. £6/19/6. Post 2/6.

EVERSHED & VIGNOLES MEGGER CIRCUIT TESTER (low reading ohmmeter). 2 ranges. 0-3, 0-30 ohms. The perfect meter for continuity and polarity testing. Complete with test leads and ready to use. Brand new. Only £4/17/6. P & P 3/-.

EVERSHED & VIGNOLES 100 v. MEGGER. Good working order. Limited quantity. ONLY £4/15/0.

EVERSHED & VIGNOLES. Series II 500 v. Megger insulation Tester, with leather carrying case. As new. £20. Carr. paid.

RECORD MEGGERS. 500 v. insulation tester, 0-20 megohms. In leather case, good condition, £8.

EVERSHED & VIGNOLES WEE MEGGER 500 v. New and unused. Only £12/10/-. Ditto 250 v. £10/10/-. P & P 3/- on each.

AVO TEST BRIDGE. A.C. mains operated from 200-250 v. Will test resistance from 5 ohms to 50 megohms and capacity from .00001 to 50 mfd. A most useful instrument for everyday uses. Our price ONLY £7/19/6. P & P 3/6.

D.C./A.C. ROTARY CONVERTERS


ROTARY CONVERTER. 230 v. D.C. input to 230 v. A.C. output at 230 watts. Brand new and unused. £15. Carr. 10/-.

ROTARY CONVERTER. 110 v. D.C. input, 230 v. A.C. output, 50 cycles, 50 watts approx. Complete in waterproof steel case, £3/17/6. Carr. 5/-.

ROTARY CONVERTER. 24 v. D.C. to 230 v. A.C. 50 cycles, 150 watts. Brand new and unused. £8/10/-. Carr. 7/6. Ditto, 100 watts, £6/9/6. Carr. 7/6.

ROTARY CONVERTER. (As illus.). Ex-Govt. 12 v. D.C. input 230 v. A.C. Output, 50 cycles at 135 watts. Complete in carrying case with lid. Voltage control, sliding resistance, mains switch and 0-300 v. A.C. flush meter. Brand new and unused, £10. Carr. 10/-.

Motor only, without case etc. Brand new and unused, £8/10/-. Carr. 5/-.



TRANSFORMERS

E.H.T. TRANSFORMER. 9,500-0-9,500 at 2.9 kVA. Pri. 230 v., 50/60 cycles. New and unused. £25. Carr. paid.

E.H.T. TRANSFORMERS. 3,850 v. at 50 mA. with two additional 4 v. L.T. windings for 230 v. 50 cycles primary. New and boxed. £3/15/-. Carr. 5/-.

E.H.T. TRANSFORMER. 1,800-0-1,800 at 1 kVA. 230 v. 50 cycles primary. Fully tropicalised. New and boxed. £8/15/-. Carr. 10/-.

HEAVY DUTY LT TRANSFORMER. 230 v. 50 cycles pri. 11-12.6 v. at 70 amps. sec. Ditto 13-15 v. sec. at 60 amps. Both capable of carrying 25% over actual rating. Perfect condition. ONLY 115/- each. Carr. 5/-.

RCA MODULATION TRANSFORMER. Heavy duty. Pri. 10,400 ohms. Sec. 4,350 ohms. New and unused. £5. Carr. 10/-.

RCA PLATE TRANSFORMERS. 190 to 250 v. primary. 50-60 cycles. Secondary 1,500-0-1,500 or 2,000-0-2,000 at 1.75 kVA. Brand new and boxed. £12/10/-. Carr. 10/-.

YARIAC TRANSFORMERS. 230 v. 50 cycles input, controlling 0-260 v. continuously at 4/5 amps. Perfect order, £9. Carr. 10/-. Ditto, at 2½ amps, £7/10/-. Carr. 10/-.

CONSTANT VOLTAGE TRANSFORMER. 190-260 v. primary, sec. 115 v. at 1½ kVA. (listed at 2kVA). Brand new and unused. £25 or £45 per pair. Carr. 20/- each.

GEE'S BARGAIN COLUMN

TUNING UNITS. For B.C.610 Trans/Receiver. Frequency coverages: 2.5-3.2 Mc/s; or 12-18 Mc/s. New and unused, 25/- each freq.

TWIN BARREL SLIDING RESISTOR 26 ohms at 6.5 amps., very liberally rated. Brand new and unused, 25/- P. & P. 3/6.

TRANSMITTER RECEIVER No. 19, Mk. II. Complete station comprising Transmitter/Receiver, power supply unit, aerial, variometer, control box, headphones and microphone and all connecting leads. Air tested, £9/19/6. Carr. 20/-.

Two complete stations, £20 carr. paid. Any items available separately except Trans/Receiver.

SELENIUM METAL RECTIFIERS FB 6 or 12 v. 1 amp. 7/6; 24 v. 1 amp. 13/6; 12 v. 2 amp., 10/-; 24 v. 2 amp., 20/-; 12 v. 2½ amp., 15/-; 24 v. 2½ amp., 25/-; 12 v. 4 amp., 16/6; 24 v. 4 amp., 30/-; 12 v. 6 amp., 23/6; 24 v. 6 amp., 35/-; 12 v. 10 amp., 40/-; 24 v. 10 amp., 80/-.

AMPLIFIER. 12 v. D.C. For Mobile and Outdoor operation. Powered by Converter 2-EL35's or 6L6's in push-pull. Output 12 watts fitted for mike and gram inputs. A sound and practical unit in good condition for only £10/10/-. Carr. 5/-.

R109A RECEIVERS. Freq. range 2-12.0 megs. In good working order. £4/7/6. Carr. 10/-. A.C. mains 200-250 v., power packs included. £4. Carr. 5/6.

TELEPHONE SET. Ex-Govt. "DON Mk. V" in good working order. Ready to use. 37/6 each. Carr. 3/6.

A.C.-D.C. RECTIFIER POWER SUPPLY UNIT. 110-230 v. A.C. 50 cycles input, 100/110 v. D.C. output max. 2½ amp. £4/10/-. Carr. 7/6.

ONE ONLY!!

WESTALITE TRANSFORMER RECTIFIER. Oil filled. Primary 380-440 v. 50 cycles, 3 phase. Supplying 20 v. D.C. at 200 amps. Complete with original control panel. Perfect condition, unused, £200 ex-stores.

ELECTRIC LIGHT CHECK METER. For 200/250 v. A.C. mains at 5 amps. Capable of carrying 50% overload. Good condition. Only 25/- P. & P. 3/6.

MICROPHONE STANDS. 3 sections of 18½in. per section. Extends to 56in. Stands securely on 3 legs which fold together for carrying purposes. A robust job, only 21/- P. & P. 2/6.

C.M.G. 25 PHOTO CELLS (OSRAM). Brand new, 15/- P. & P. 1/-.

MINIATURE 373 I.F. STRIPS for F.M. tuner as described in "Practical Wireless." Complete with all valves, and circuit. BRAND NEW. ONLY 37/6, post paid.

TELEPHONE CABLE. Twin one mile drums (Don 8), £5. Carr. 20/-. Single one mile drums (Don 3), 50/- Carr. 7/6.

RECORDING WIRE. ¼lb. spools, 3½in. dia. New and unused, 7/6. P. & P. 1/-.

COMMAND RECEIVERS. B.C. 454, 3-6 Mc/s., 455, 6-9 Mc/s., good condition, 39/6 each type. P. & P. 3/- each.

METERS. 0-1 mA. 2½in. circular F/M 25/-, 0-50 microamps D.C. m/c., projecting 2½in. round, 49/6. 0-300 v. A.C. 2½in. F/M., 25/-.

0-1 mA. F.S.D. moving coil, F/M. 4in. x 3in. rect. Uncalibrated 49/6, or calibrated 59/6.

"S" Meter, 2in., as used in AR-77 Receiver, 25/- All post paid.

ACCUMULATORS, Bakelite-cased. 2 v. 100 A.H., 75 actual. Ex-Govt. New and unused. Complete with carrying handle. Size 6½ x 6½ x 3½in., 15/- each. Carr. 3/6. 3 sent for 50/-, or 6 for £5, carr. paid. Ditto 16 A.H., 5/-; P. & P. 4 2/-, 6 for 24/-, P. & P. 10/-. Ditto, 14 A.H. less handle, 5/- P. & P. 2/-, 6 for 24/- P. & P. 10/-.

10 v. 10A.H. ACCUMULATORS (Exide). Glass cased, size 7in. x 5in. x 2½in. Brand new. 20/- each.

100 MIXED RESISTORS. ½, 1, and 2 watts. Snip at 5/-.



RE-ENTRANT LOUD HAILERS (Ex-Govt.)
Heavy duty 20 watts all-metal 15 ohms. Diameter 15in., length 15in., (approx.). Perfect condition. £6/10/-. Carr. 10/-.

HEAVY DUTY—ALL STEEL TRIPOD STANDS

Adjustable every 6in. to approx. 9ft. 6in. when fully extended. (Folds up to only 4ft. 6in. for storage). Suitable for outdoor speakers, public address systems, floodlighting, etc., etc.

OUR PRICE **£3.10.0** Carr. 5/-.

These stands are ideal for our RE-ENTRANT LOUD HAILER as described on left.



★ **BAKERS SELHURST SPEAKERS** ★
12in. P.M. 15 ohms 15 watts, 30-14,000 c.p.s. Our price £4/10/-.
"HI-FI MASTER" 12in. 15 ohms. 12 watts, 20-16,000 c.p.s. Flux density approx. 14-15,000. OUR PRICE £7/10/-.
"SUPER HI-FI 25," 12in., 15 ohms, 25 watts 25-20,000 c.p.s. Flux density 17,600. OUR PRICE £9/9/-.

All the above speakers are Brand New and full descriptive specification is available.

"THE BEST" BUY AT "GEE'S!"

LAST FEW ONLY

BRAND NEW AND FULLY GUARANTEED A.M. RADIOGRAM CHASSIS, BY VERY PROMINENT MAKER

ORDER NOW TO AVOID DISAPPOINTMENT

£7.10.0

EACH PLUS 10/- CARR/PACKING

IMMEDIATE DELIVERY AGAINST CASH WITH ORDER ONLY WHILE STOCKS LAST

FEATURES

- ★ 5 Valve Superhet.
- ★ Long-Medium-Short Waves.
- ★ 3-4 Watts Output.
- ★ Ferrite Rod Aerial.
- ★ Latest Type Valves.
- ★ Dual Controls.
- ★ A.C. Mains 200-250 Volts.
- ★ Size 12" Long, 6" High, 7" Deep.

LEAFLET AVAILABLE ON REQUEST



LATEST B.S.R. 4-SPEED AUTOCHANGERS
PRICE £7.0.0 PLUS 7/6 CARRIAGE

8in. SPEAKER, SUITABLE FOR ABOVE CHASSIS
PRICE £1.0.0 PLUS 3/6 P. & P.

SUPERIOR RADIO SUPPLIES LTD.

37, HILLSIDE, STONEBRIDGE, LONDON, N.W.10. Tel. ELGAR 3644

RETURN-OF-POST SERVICE

ILLUSTRATED LISTS. We now have available separate illustrated lists on all of the following:—

GRAMOPHONE EQUIPMENT.—This list details no less than 14 different items including Record Changers, Single Record Players and Transcription Units. Some at special prices.

READY BUILT AMPLIFIERS.—Hi-Fi and less expensive popular types.

TEST GEAR.—Tests Meters, Signal Generators, etc., by AVO, Pullin and Taylor.

LOUDSPEAKERS.—Full details of Goodmans, Whiteley, Wharfedale, G.E.C., and Elac types which we stock.

TAPE DECKS.—All the popular makes including a special offer.

RECORDING TAPES.—We have a very wide range of tape and accessories by all the well-known makers.

Any of these lists will be sent free upon request.

GRAMOPHONE EQUIPMENT

	Cash Price	Deposit	Hire Purchase Monthly Pymts.
RECORD CHANGERS			
COLLARO, Conquest.....	£9 19 6	£1 10 6	6 of £1 10 8
GARRARD, RC21/4.....	£10 15 0	£1 12 0	6 of £1 13 0
GARRARD, RC98/4.....	£14 19 6	£2 5 6	6 of £2 5 7
BSR UAS Monarch.....	£8 12 6	£1 4 6	6 of £1 7 2
BSR UA12 Monarch.....	£9 19 6	£1 10 6	6 of £1 10 8
SINGLE RECORD PLAYERS			
COLLARO 4/564.....	£7 19 6	£1 5 6	6 of £1 4 10
GARRARD TA Mk. 2.....	£9 15 8	£1 10 2	6 of £1 10 1
GARRARD 4SP.....	£7 19 6	£1 5 6	6 of £1 4 10
BSR TU9.....	£4 15 0	£1 5 0	3 of £1 6 8
TRANSCRIPTION UNITS			
COLLARO, 4T/200 with PU.....	£19 10 0	£2 0 0	12 of £1 13 9
COLLARO, 4TR/200 Motor.....	£14 11 0	£2 2 0	6 of £2 5 5
GARRARD, 4HF with GCS.....	£19 7 10	£1 18 10	12 of £1 13 10
PU.....	£28 8 3	£2 12 3	12 of £2 3 8

All the above are fitted with Mensural cartridges. Some can be supplied with Stereo Inserts and details are given in our illustrated list of Gramophone Equipment.

LATEST TEST METERS

	Cash Price	Deposit	Hire Purchase Monthly Payments
AVO Model 8.....	£23 10 0	£2 7 0	12 of £1 18 9
AVO Model 8 with leather case.....	£26 10 0	£2 13 0	12 of £2 3 9
AVO Model 7.....	£19 10 0	£1 19 0	12 of £1 12 2
AVO Model 7 with leather case.....	£22 10 0	£2 5 0	12 of £1 17 1
AVO Multimeter.....	£9 10 0	£1 8 0	6 of £1 9 6
AVO Multimeter with case.....	£11 2 6	£1 13 6	6 of £1 14 0
TAYLOR Model 71A.....	£12 10 0	£1 17 6	6 of £1 18 2
PULLIN Series 100.....	£12 7 6	£1 16 6	6 of £1 17 10
TAYLOR MONTROSE.....	£3 10 0	£1 0 0	3 of £1 0 0
PIFCO All-in-One.....	£1 12 6		

MULLARD TAPE C AMPLIFIER

A new version of this tape amplifier is now available. Detailed parts list on request

HIRE PURCHASE.—H.P. Terms are available on any item. Repayments may be spread over 3, 6 or 12 months. Details as follows: three months: deposit 6/- in the £. Service charge 5% but minimum charge 10/-. Six months: deposit 3/- in the £. Service charge 7%, but minimum charge 15/-. Twelve months: deposit 2/- in the £. Service charge 10%, but minimum charge 20/-.

TERMS OF BUSINESS.—Cash with order or C.O.D. Postage extra under £3. We charge C.O.D. orders as follows: Up to £3 postage and C.O.D. fee minimum 2/8. Over £3 and under £5, C.O.D. fee only 1/6. Over £5 no charge.

JASON FM TUNER KITS

Our kits are really complete, the instruction book, all components, valves and small items such as nuts, bolts, wire and solder being included. There is definitely nothing else to buy. All items are available separately if required and detailed lists are available free. Instruction books for either tuner are available at 2/3 each, post free.

VARIABLE TUNING.—Kit includes well-made chassis assembly with glass scale and bannier finish front panel.

PRICE.—£6/19/6 post free. H.P. Terms—Deposit 19/6 and six monthly payments of £1/2/6.

MERCURY SWITCHED TUNER.—All three BBC programmes at the turn of a switch. Kit includes the front-end unit already built and tested. Not suitable for Wenvoe area.

PRICE.—£9/19/- post free. H.P. Terms—Deposit £1/10/- and six monthly payments of £1/10/8.

WATTS RADIO (MAIL ORDER) LTD.

54 CHURCH STREET, WEYBRIDGE, SURREY

Telephone : Weybridge 4556

Please note : Postal business only from this address


Wilkinsons

EST. 1921

ELECTRONIC BARGAINS BY MAIL
QUANTITIES AVAILABLE • CALLERS WELCOME

RELAYS P.O. TYPE 3000

BUILT TO YOUR SPECIFICATION
 QUICK DELIVERY KEEN PRICES
 CONTACTS UP TO 8 CHANGEOVER



KEY SWITCHES

PROMPT DELIVERY ALL TYPES
 UP TO 4co/6co



MINIATURE RELAYS

Siemens High Speed. Sealed.

2.2Ω + 2.2Ω 1CO H96A	17/6
1700Ω + 1700Ω 1CO H96E	25/-
S.T.C. Sealed	
700Ω 1 make HD 4186ED	19/6
700Ω 2 Change over 4184GD	19/6
2700Ω 2 Change over 4184GE	22/6
G.E.C. Sealed	
2Ω 2 make SM5H1	19/6
180Ω 2 make 2 B. SM5H9	22/6
670Ω 2 make 2 B. SM5H12	25/-
2500Ω 1 C O. SM5N18	25/-
T.M.C. Carpenter Relays	
330Ω + 1040Ω 4B21	75/-
850Ω + 2680Ω 5M32A	45/-
300Ω + 700Ω 5XA24	45/-

All available from stock.



METERS GUARANTEED

F.S.D.	Size	Type	Price
50 Microamps	2½ in.	MC/FR	70/-
100 Microamps	2½ in.	MC/FR	50/-
500 Microamps	2 in.	MC/FS	27/6
500 Microamps	2½ in.	MC/FR	37/6
1 Milliamps	2 in.	MC/FS	27/6
1 Milliamps	2½ in.	MC/FR	35/-
5 Milliamps	2 in.	MC/FR	17/6
30 Milliamps	2½ in.	MC/FR	12/6
100 Milliamps	2½ in.	MC/FR	12/6
200 Milliamps	2½ in.	MC/FR	12/6
250 Milliamps	2½ in.	MC/FR	12/6
5 Amperes	2 in.	MC/FS	27/6
15 Amperes	2 in.	MC/FR	10/6
25 Amperes	3½ in.	MJ/FR	7/6
50-0-50 Amp.	2 in.	MC/FS	12/6
30-0-30 Amp.	2 in.	MC/FR	15/6
20 Volts	2 in.	MC/FS	10/6
40 Volts	2 in.	MC/FS	10/6

CROSS POINTER METERS. With 2 separate 100 microamp movements. Brand new. 22/6. Post 2/-.

ROTARY CONVERTERS. Input 12 volts D.C. Output 230 volts A.C., 50 cycles, 135 watts. In fitted case with variable resistance, 0/300 voltmeter, mains switch. The ideal job for television where A.C. mains are not available. £10. Carriage 15/-.

Sockets to fit the plugs on the above converters, 5/- per pair. Post 1/-.

JACK PLUGS. Cylindrical bakelite screw-on cover. 2 contact. 2/6 each, 20/- doz.



SELENIUM METAL RECTIFIERS

Full wave bridge.	Best quality.
12 v. 1 amp. 8/6	24 v. 1 amp. 13/-
12 v. 2 amp. 13/8	24 v. 2 amp. 24/-
12 v. 3 amp. 16/6	24 v. 3 amp. 28/-
12 v. 4 amp. 20/-	24 v. 4 amp. 36/-

MAINS TRANSFORMERS with correct output tappings, suitable for the above rectifiers to give 12 v. 1 amp., 18/9. 2 amp. 24/- 4 amp. 29/6. 24 v. 3 amp. 25/- Post 1/6.

VOLTMETERS. 0/300 Moving Iron, A.C., 6in. Flush Round, 110/-.

AMMETERS. 0/50 or 0/100 Moving Iron, A.C., 6in. Flush Round, 90/-.

VOLTMETERS. 0/300, Moving Iron, A.C., 2½ in. Flush Round, 25/-.

MICROAMMETER. 250 F.S.D., 3½ in. Flush Round, Sangamo Model S37. Scaled for valve voltmeter circuit available free. 55/-.

"WEE MEGGERS," 500 volts, in leather case, £12/10/-.

CIRCUIT TESTING OHMMETER. 2 scales 0/1000Ω and 100/200KΩ inf. with test prods. Brand new. £4/17/6. Post 3/-.

AVO TEST BRIDGES. 220/240 volt A.C. Measures capacities from 5 pf. to 50 mfd. and resistances from 0.1ms to 50 megohms. Valve voltmeter range 0.1 to 15 volts, and condenser leakage test. BRAND NEW. Full working instructions supplied with instrument. £9/19/6. Post 3/-.

SIGNAL GENERATOR TYPE 52A. Input 230 volt 50 cycles, complete with leads, dummy antenna. Brand new in transit case. 6 to 52 Mc/s. inclusive in 4 bands with calibration charts. Coarse and fine attenuators. Int. and ext. mod. Output 0.5 volt to 100 mv impedance 70 and 100Ω. £10. Carriage 10/-.

WHEATSTONE BRIDGE. 1 to 210 ohms in 1Ω steps with built-in galvo, 4 stud switches, in wood case with spare compartment. Ideal for extending range. 50/- Post 3/6.

VENTAXIA EXTRACTION FANS. 230 volt A.C. 6in. blades. Ideal for ventilating kitchens, etc. Easy to fix. Silent running. 130/- post 3/-.

XPELAIR, 7½ in. blades, with baffle outlet, 190/-, cgc 5/-.

HEATING ELEMENTS. Flat enclosed type. 230 volt 500 watt. "Bray chromalox." 10 x 1½ in. 7/6, post 1/6.

OSCILLOSCOPE. Type 43. With 3½ in. CRT. 4-0/17, 3-VR54, 1-524, 1-VU120. Brand new and complete with power pack and leads, £10/10/-.

INSPECTION LAMP. Fits on forehead, leaving hands free, battery case clips on belt, 7/6, post 1/6. Takes E.R. Battery No. 1215, 2/9, post 6d.

SOLENOIDS. 12 volt D.C., with 3½ in. lever. Very powerful. Ideal for remote control, model railways, etc., 5/- each. Post 1/6.

SWITCHES. 1 hole fixing, 3 amp. 250 volt. Single pole changeover, 1/6 each, 12/- doz., £37/10/- per 1,000.



BULKHEAD FITTING. 9in. diam., flat tripod type, suitable for lamps up to 100 watt, complete with pushbar switch lampholder. Ideal for farm buildings, garages, greenhouses, etc. Brand new, 17/6, post 3/-.

ROOM THERMOSTAT. Adjustable between 45 and 75° Fahr., 250 v. 10 amp. A.C. Ideal for greenhouses, etc., 35/- Post 2/-.

THERMOSTAT. For frost protection, on at 34 deg. F., off at 49 deg. F., 1½ amp. at 250 volts, adjustable, 4/6, post 1/-.

THERMOSTAT SWITCH. Bimetal type in sealed glass tube, 2½ x 1½ in., 30° Cent. Ideal for Aquariums, Wax and Oil Baths, Gluepots, etc. Will control 1 amp. at 240 v., 5/- each, post 1/-.

THERMOSTAT. Satchwell 12in. stem, 0/250 v. A.C./D.C. 15 amps. A.C., 10 to 90° Cent., 25/-, post 2/6.

TERMINAL BLOCKS. 2 way fully protected. No. 5C/430. 4/- doz. or box of 50 for 15/- 3-way, 6/- doz., 50 for 22/6, post 1/6.

CONDENSERS METALMITE. 350 v. wkg., .001, .002 miniature, 12/- doz., .005, .01, .02, 10/- doz., .05 12/- doz., 1 13/6 doz., .25 Metalpack 16/- doz., 1.0 Metalpack, 24/- doz. Post 1/-.

CONDENSERS METALMITE. 350 v. wkg., .001, .002 miniature, 12/- doz., .005, .01, .02, 10/- doz., .05 12/- doz., 1 13/6 doz., .25 Metalpack 16/- doz., 1.0 Metalpack, 24/- doz. Post 1/-.

CONDENSERS METALMITE. 350 v. wkg., .001, .002 miniature, 12/- doz., .005, .01, .02, 10/- doz., .05 12/- doz., 1 13/6 doz., .25 Metalpack 16/- doz., 1.0 Metalpack, 24/- doz. Post 1/-.

CONDENSERS METALMITE. 350 v. wkg., .001, .002 miniature, 12/- doz., .005, .01, .02, 10/- doz., .05 12/- doz., 1 13/6 doz., .25 Metalpack 16/- doz., 1.0 Metalpack, 24/- doz. Post 1/-.

CONDENSERS METALMITE. 350 v. wkg., .001, .002 miniature, 12/- doz., .005, .01, .02, 10/- doz., .05 12/- doz., 1 13/6 doz., .25 Metalpack 16/- doz., 1.0 Metalpack, 24/- doz. Post 1/-.



MOBILE INTERCOM

- ★ USE IT ANYWHERE
- ★ INSTALLED IN SECONDS
- ★ NO BATTERIES NEEDED

SELF ENERGISED

Set No. 1. YOUR OWN PERSONAL TELEPHONE SERVICE that will cost you very little to install and nothing to run. The power required to operate is "built-in" and will last indefinitely. Speech is carried clearly over long distances. Consisting of two mouth/ear pieces, which you wire together with twin flex. 9/- per pair, 1/6 postage.

Set No. 3. Consisting of two pairs (one pair illustrated) already connected for use with cord and plug. Complete with two sockets. 23/6, postage 2/-.

S.A.E. for complete list of ten available sets.

10 AMP BATTERY CHARGER

HERE IS YOUR CHANGE TO PURCHASE A BRAND NEW UNIT WORTH £40! FOR OUR SPECIAL PRICE £17.10.0 Carriage 20/-



SPECIFICATION
 Input 200/250 volts A.C., 50 cycles. Output 10 amps., 22 volt D.C. Controlled by two 4-position switches for fine and coarse control which enables 6 to 24 volt batts. to be charged. Brand new with 0/12 ammeter. Fused A.C. and D.C.

LOUDSPEAKER BARGAINS

ELAC 5in. Permanent Magnet. 3 ohms. 9,700 gauss. Only 18/6. Post 1/6. A High Quality Speaker at a Low Price.

AXIOM 150. Double Cone 12in. 15 watts—15 ohms., fully dust proof. Our Special Offer £7.19.6. Packing and Carriage 7/6. High Fidelity—In Maker's Cartons.

P.M. SPEAKERS. 10in., in portable case with flex and plug, 50/-, carr. 5/-.

TANNOY LOUD HAILERS. In slope front wood case, with 180 ohm line transformer and condenser. Speech coil impedance 7.5 ohms, 19/6, cgc. 5/-.

RACKS—POST OFFICE STANDARD. 6ft. high with U-channel sides drilled for 10in. panels, heavy angle base, 4ft. 10in. in stock.

HEADPHONES. Balanced Armature Type DHR. 17/6 per pair, post 1/6.

HEADPHONES. High-resistance 4,000Ω Type CHR, 12/6 pair, post 1/6.

CONDENSERS METALMITE. 350 v. wkg., .001, .002 miniature, 12/- doz., .005, .01, .02, 10/- doz., .05 12/- doz., 1 13/6 doz., .25 Metalpack 16/- doz., 1.0 Metalpack, 24/- doz. Post 1/-.

CONDENSERS METALMITE. 350 v. wkg., .001, .002 miniature, 12/- doz., .005, .01, .02, 10/- doz., .05 12/- doz., 1 13/6 doz., .25 Metalpack 16/- doz., 1.0 Metalpack, 24/- doz. Post 1/-.

CONDENSERS METALMITE. 350 v. wkg., .001, .002 miniature, 12/- doz., .005, .01, .02, 10/- doz., .05 12/- doz., 1 13/6 doz., .25 Metalpack 16/- doz., 1.0 Metalpack, 24/- doz. Post 1/-.

CONDENSERS METALMITE. 350 v. wkg., .001, .002 miniature, 12/- doz., .005, .01, .02, 10/- doz., .05 12/- doz., 1 13/6 doz., .25 Metalpack 16/- doz., 1.0 Metalpack, 24/- doz. Post 1/-.

CONDENSERS METALMITE. 350 v. wkg., .001, .002 miniature, 12/- doz., .005, .01, .02, 10/- doz., .05 12/- doz., 1 13/6 doz., .25 Metalpack 16/- doz., 1.0 Metalpack, 24/- doz. Post 1/-.

CONDENSERS METALMITE. 350 v. wkg., .001, .002 miniature, 12/- doz., .005, .01, .02, 10/- doz., .05 12/- doz., 1 13/6 doz., .25 Metalpack 16/- doz., 1.0 Metalpack, 24/- doz. Post 1/-.

CONDENSERS METALMITE. 350 v. wkg., .001, .002 miniature, 12/- doz., .005, .01, .02, 10/- doz., .05 12/- doz., 1 13/6 doz., .25 Metalpack 16/- doz., 1.0 Metalpack, 24/- doz. Post 1/-.

L. WILKINSON (CROYDON) LTD.
19 LANSDOWNE RD. CROYDON SURREY
 Phone: CRO 0839 Grams: WILCO CROYDON

RADIO TRADERS LTD.

23 WARDOUR ST., LONDON, W.1. (Coventry Street end)

Phone No. : GERrard 3977/8

Grams: "Radiotrade"

STOCKISTS OF CARR FASTENER COMPONENTS

ALL POPULAR
TYPES
OF



COMPONENTS
SUPPLIED FROM
STOCK

SPECIAL OFFER OF CURRENT MANUFACTURE ELECTROLYTIC CONDENSERS (tubular wire and P.V.C. sheathed). 8 mfd. 450 v., 2/6 each; 16 mfd. 450 v. 3/-; 32 mfd. 450 v. 4/-; 8 x 8 mfd. 450 v. 3/9; 8 x 16 mfd. 450 v. 4/-; 16 x 16 mfd. 450 v. 4/6; 32 x 32 mfd. 350 v. 5/-
BIAS CONDENSERS. 2,500 mfd. 3 v. 3/6; 250 mfd. 25 v. 2/-; 100 mfd. 25 v. 1/6; 50 mfd. 12 v. 1/6; 25 mfd. 25 v. 1/6.
ELECTROLYTIC CONDENSERS. Manufacturers' surplus, in perfect condition. 100 mfd. x 200 mfd. 350 v. surge 5/6 each; 100 mfd. x 100 mfd. 425 v. surge 5/6 each; 150 mfd. 450 v. wkg. 5/6 each.
2 mfd. 150 v. Size 2in. x 1 1/4in. suitable for crossover 1/9 each or 18/- doz.

TRANSISTORS: Junction type Red Spot by well-known manufacturers 10/- each.
TRANSISTOR CONDENSERS: Miniature Electrolytic Capacitors. 32 mfd. 3 v., 25 mfd. 25 v., 25 mfd. 6 v., 16 mfd. 12 v., 8 mfd. 6 v., 5 mfd. 12 v., 2.5 mfd. 25 v., 1.6 mfd. 6 v., 1 mfd. 12 v. All these types of condensers are 3/6 each. **SPECIAL DISCOUNTS FOR QUANTITIES.**

AIR-SPACED TRIMMERS, 5, 10, 15, 25, 50 and 75 or pre-set and spindle types 2/- each doz. 21/-
MIDGET MICA CONDENSERS. .0001, .0002, .0003, .0004, .0005 5/- per dozen.

200 Assorted Moulded Mica Condensers, popular values £2 10 0
200 Assorted Silver Mica Condensers, popular values £2 10 0
200 Assorted Carbon Resistors, 1/2, 1 and 1 watt. Good selection £1 10 0
PAXOLIN SHEET. 18 x 4 1/2 x 1 1/2 in. 1/6; 10 x 10 x 1/8 in. 1/6; 20 x 20 x 1/8 in. 3/-; 10 x 10 x 1/4 in. 2/-; 20 x 10 x 1/4 in. 4/-; Minimum P. & Pkg. 1/6.

T.V. TUBES. A limited quantity of 9in. and 12in. Magnetic T.V. Tubes, brand new and boxed, by famous maker. Specification: 12in. will replace most MAZDA 12in., 2 v. tubes. Flat face, white fluorescence triode 1.5 a. heater current, anode voltage 10 kV. £8/19/6 including mask. 9in. Tube, round face, white fluorescence, 4 v. lamp heater, max. anode volts 7 kV. Price £5/17/6. Both items plus 1 1/6 carr. & pkg.

W.W. RESISTORS. 5 watt 1/6; 10 watt 2/6; 15 watt 3/-; 20 watt 3/6
We carry stocks of resistors from 2 watts to 150 watts W.W. Your enquiries invited.

HIGH STABILITY RESISTORS. 1/2 watt 5% 6d.; 1/4 watt 5% 9d.; 1 watt 5% 1/- . A few values in 1% and 2% still available.
ALL ORDERS FOR RESISTORS C.O.D. PLEASE, AS WE CANNOT GUARANTEE TO STOCK ALL VALUES.

GROMMETS. 1 gross assorted 1/4 in. to 1 in. 8/6
WESTECTORS. WX6, WX12, W4, 1/- each per doz. 9/-
SIGNAL LAMP HOLDERS. Panel mounting, complete with Adjustable Lamp Holder 2/- each per doz. 21/-
FUSEHOLDERS. B/Lee L.356 single hole 2/6 each; B/Lee L.1033/C4 double pole 3/6 each. **SPECIAL PRICES FOR BULK QUANTITIES.**

A GIFT FOR THE SERVICE MAN. Brand new in wooden case. The Weston Model 772 Type 6 super sensitive analyser. This precision designed multi-range test instrument has a large visible finely divided scale giving some of the range shown.
Range: D.C. volts 20,000 ohms per volt or 1,000 per volt. 2.5 volt range 50,000 ohms. 10 volt range 200,000 ohms. 50 volt range 1 megohm, 250 volt range 5 megohms. 1,000 volt range 20 megohms.
Ohms: 0-3,000 ohms. 0-30,000 ohms. 0-3 meg. 0-30 meg. **D.C.** milliamps: 10, 50, 250, 1M/A 100 micro amps. or 50 micro amps.
A.C. Volts: 1,000 ohms per volt. Price £12/10/-. Post & Pkg. 7/6.

WEARITE COILS. PA4, PO4, PA5, POS, 1/3 each per doz. 12/-
4-WAY PUSH-BUTTON UNITS. 2/6 each. Knobs for same, 3d. each.
POINTER KNOBS. Small black with white line, 7/6 per doz. Small white with black line 8/- per doz. Both types 1/4 in. spindle. Large price reductions for 1,000 lots and over.
VALVE HOLDERS. Moulded B9A 7/6; B7G 6/-; Int. Oct. 9/-; Eng. Oct. 4/6. Valve-holders fitted with lower can 1/6 per doz. extra.
SCREENING CANS for B7G and B9A 6/- per doz.

CO-AXIAL PLUGS, SOCKETS AND CONNECTORS, PYE TYPE. 10H/3911, 1/6 each; 10H/701, 1/6; 10H/628, 1/6; " Tee " con. 2/-; F. & E. Type: JS-1-PF 2/- each; JP-1-250 c.c.t. 2/-; JS-1-BHF 4/6; PL259 DE, 4/6. **LARGE QUANTITIES AVAILABLE. SPECIAL PRICES FOR 100 and 1,000 lots.**

JONES PLUGS AND SOCKETS. 4 pin 2/6 pair; 6 pin 3/6 pair; 8 pin 4/6 per pair; 12 pin 6/6 per pair. If cover required send 1/6 extra per cover.

WANDER PLUGS. Red and black doz. 2/-
PHILIPS TRIMMER TOOLS 1/- each doz. 10/6


CASH WITH ORDER OR C.O.D. ALL ORDERS DEPT. W.1
ALL ORDERS FOR LESS THAN £2 ADD POSTAGE.

We invite your enquiries for items not listed.
Trade Counter open 9 to 6 Monday to Friday.
Also 9 to 1 Saturday. Callers welcomed
WHOLESALE MANUFACTURERS' AND EXPORT ENQUIRIES INVITED



They know...

that their record players and radiograms will meet with instant approval from the retailer and public alike because they are fitted with world famous Garrard equipment. Garrard is the soundest name in Sound Reproduction.



For forty years the finest record playing equipment in the world.

THE GARRARD ENGINEERING AND MANUFACTURING CO. LTD.
SWINDON · WILTSHIRE




WIRELESS SET No. 19 STATION

● Undoubtedly the finest Transmitter/Receiver Installation available at such a low price. The installation comprises of a complete Trans/Receiver covering 2 to 8 Mc/s. (150 to 37.5 metres) in 2 bands, and using 15 valves. 12 and 24 volts rotary power pack feeding L.T., H.T. and E.H.T. voltage requirements. Aerial variometer, Control boxes, Moving coil headphones and microphone, Morse key assembly, 12ft. whip aerial and base, connecting leads and mousing platform.

● THE TRANSMITTER incorporates: receiver oscillator, heterodyne oscillator and mixer, buffer, power amplifier, modulator and A.F. oscillator, grid bias, automatic drive control.

● THE RECEIVER is a superheterodyne type incorporating: signal frequency, oscillator frequency changer, I.F. amplifier, detector AVC audio amplifier, heterodyne oscillators (BFO).



● THE WIRELESS SET No. 19 incorporates a VHF Transmitter/Receiver covering 230 to 240 Mc/s. and an intercom system. Tuning meter giving aerial and all voltage readings.

Complete installation as illustrated,

all for **£9.0.0** Carr 20/-

HEADPHONES—BRAND NEW

American chamoi padded (as illus.) moyn. coil 100 ohms, 25/- U.S.A. lightweight. Type H.S.30, 15/- Dynamic D.L.R.5, 8/6. Low resistance 120 ohms 6/6. High resistance 12/6. P. & P. 1/6 on each.



12 VOLTS 10 WATT AMPLIFIER.

Complete with Internal dynamotor. 2-6L6s push-pull, 2-6N7. Incorporating mike and gram inputs, speaker outputs, tone and volume controls. Size 12½ x 6½ x 8in. Sprung mounted. ONLY £12/10/- Carr. 10/-.

COSSOR OSCILLOSCOPE.

A truly magnificent first-grade L.F. oscilloscope incorporating a hard valve time base, speeds 1-5-40 milliseconds, easily extended for a few shillings to 3 c.p.s. to 30 kc/s. speeds. Has high-class amplifier with fine and coarse gain controls. Brightness and focus controls, X & Y shifts, 115 v. and 230 v. Mains power pack fully fuse protected. Employs 2½in. tube ACR.10, size 19in. x 7in. x 12in. Only 20 in stock so first come, first served. Genuinely cost £59 each, our price £14, carr. 15/-.

MICROPHONES — BRAND NEW. Throat magnetic, 4/6; No. 8 carbon with switch, 6/6; No. 7 moving coil, 8/6.

FREQUENCY METER. LM14 120 Kc/s. to 20 Mc/s. accuracy 0.01%. Brand new. Only £27 each, carriage 10/-.

WESTINGHOUSE J.50 PENCIL RECTIFIERS. 500v. 5mA., 5/- P. & P. 1/-.

6 v. VIBRATOR PACK. Delivering 105 volts A.C. and 135 volts D.C. With standard A.C. output socket. Only 35/- plus 3/6 postage.

RECTIFIER BARGAINS. Mains (doubler) 300 volts per section at 120 M.A. 5/- each. P.P. 1/6. Two (full wave) for 8/- P.P. 2/-.

WHEATSTONE BRIDGE. Consisting of four stud switches. 0-210 ohms. Galvanometer centre zero F.S.D. 2.5mA. Ranges easily extended. Housed in oak cabinets 16 x 7½ x 6in. Worth £20. Complete with instructions. 22/6. P. & P. 2/6.

AERIAL VARIOMETERS.

These magnificent instruments will enable you to receive maximum signal strength on all Short Wave receivers. Precision calibrated control. Complete with connection details. 12/6. P. & P. 2/6.



T.C.S. TRANSMITTER



£9.10.0 Carr. 15/-

Covering 1.5-12 Mc/s. Designed for mains or mobile operation, consists of V.F.O. Buffer, Doubler, P.A. with internal push/pull modulator, and provision for V.F.O. or crystal control on 4 channels. Output 40 watts phone, 100 watts C.V. Complete with 7 valves, aerial current, meter and R.F. current meter.

T.C.S. RECEIVER, £8.10.0. Carr. 15/-

12 VOLT POWER UNIT. Delivery 400 volts for Transmitter and 225 volts for Receiver. Only £6.10.0. Carr. 10/-.

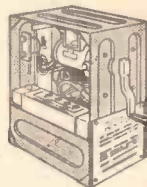
H.R.O. SENIOR RECEIVERS

50 kc/s.-30 Mc/s. complete with all valves, 4 frequency coil sets, "S" meter, crystal gate, matching mains power pack. Fully tested and supplied ready for immediate operation. We are proud to offer these magnificent receivers at only £16/19/6. Carr. 20/6.

POWER SUPPLY UNIT No. 5

Contains Hand Generator giving 6 v. output with overload cut-out, ideal to boost a flat car battery; 6 volt Vibrator Pack giving 3 volts and 150 volts with output leads, plugs, etc., for Army 38 and 18 sets; Battery box for three 2 v. accumulators. This is a fully portable and multi-purpose power supply unit. BRAND NEW.

ONLY **30/-** carr. paid.



POLICE-AIRCRAFT-HAM U.S.A. RECEIVER B.C. 624

This is a must for all intelligent radio enthusiasts. Complete receiver covering 100-156 mc/s., has no less than 10 valves, is a superhet with R.F., 3.I.F.'s second det., and O/P stages, perfect for 2 metres. Power requirements 300 volts 60 M.A. and 12 v. at 1.7 amps. Supplied with full operating details and circuit, etc., all for only 30/- P.P. 5/- Mains power pack kit 42/6.

TRANSMITTER BC 625 used with above receiver, covers 100-156 mc/s., will deliver 15 watts, consists of seven valves (2-832), 3 for modulation, 4 for R.F. Complete with operating details and circuits, only 45/-, P.P. 5/-.

Complete Trans/Receiver assembly 70/-, carr. 10/-.

INFRA-RED MONOCULAR.

Idea for night viewing, etc. Complete with push-button zamboni pile power unit and focus lens. Brand new in beautiful leather carrying case. Originally cost Govt. £40. OUR PRICE 17/6. P. & P. 2/6.



WALKIE/TALKIE SET. Consisting of transceiver covering 7.4-9 Mc/s., range up to 10 miles, complete with 5 valves, headphones, microphone, junction box, aerial and circuit. Only 60/- each. P. & P. 4/- Two for £6. Post free.

BUILD AN F.M. TUNER. With this miniature I.F. Strip 9.72 Mc/s., complete with 6 valves, 3-EF91, 2-EF92, 1-EB91. I.F.T.s etc. supplied with circuit and complete conversion to F.M. Tuner details. The best buy of the year, 40/- with valves, 12/6 less valves. P. & P. 2/6.

METERS. 0-1 mA. 2in. square 22/6. 500 micro-amp. 2in. circular, calibrated 0-15 and 0-600 volts. 17/6. 1 amp. H.F. 2in. circular 5/6. P. & P. 1/6 on each.

SOLDERING IRON instrument type 230 to 250 volt A.C. 25 W. with neon indicator. Only 16/6. P. & P. 1/6.

AMERICAN ROTARY CONVERTERS. With cooling Fan. Input 12 v. D.C. Output 250 v. at 90 mA. Completely suppressed. Ideal for running. Car Radio, Shaver, etc., from battery. Only 17/6 each. P. & P. 3/6.

SPECIAL VALVES. 813 70/-; 829 30/-; 832 35/-; 866A 13/6.

PYE 10in. EXTN. SPEAKER. 3Ω in magnificent oak cabinet. Complete with 36ft. lead and plug. Brand new, 45/- Carr. 5/-.

MAINS POWER UNIT 234. Double smoothed 200-250 volt input. Delivery 240 volts 150 mA, 6.3 volts at 6 amps. Standard rack mounting 19in. x 10in. x 6½in. Limited supply, only 70/- Carr. 7/6.

SEND FOR OUR FULLY ILLUSTRATED CATALOGUE ONLY 1/3, POST FREE.

LEAD ACID ACCUMULATORS (unspillable). 2 volts 16 A.H. Ideal for 6 volts and 12 volts supply. Brand new original cartons. Size 4in. x 7in. x 2in. 5/6 each. P. & P. 1/6.

3 for 15/- P. & P. 3/6;
6 for 27/6. P. & P. 5/-



Relda Radio Ltd.

**87, TOTTENHAM CT. RD., LONDON, W.1.
32A, COPTIC STREET, LONDON, W.C.1.**

All post orders etc. to (Dept. "W") 32A, Coptic St., London, W.C.1. MUS 9607.

Send 1/- (plus 3d. post.) Now For Our TERRIFIC Catalogue

MINE DETECTORS No. 4a

COMPLETE EQUIPMENT COMPRISES SEARCH HEAD, AMPLIFIER, HEADSET, CONTROL BOX, TELESCOPIC RODS FOR SEARCH HEAD, SEARCH HEAD TEST UNIT AND TEST DEPTH MEASURE, AND HAVERSACK

Operation is from a standard 60v./1.5v. combined dry battery. The unit will detect ferrous or non-ferrous metals to a depth of 24in. giving maximum signal but can be used at greater depths giving lower output. Ideal for tracing underground pipes or cables and any hidden metallic objects.

COMPLETE EQUIPMENT SUPPLIED BRAND NEW IN ORIGINAL TRANSIT CASES COMPLETE WITH CIRCUIT AND OPERATING INSTRUCTIONS.

PRICE
99'6
EACH · CARRIAGE 10/6



G. W. SMITH & CO (RADIO) LIMITED

3-34 LISLE STREET, LONDON, W.C.2 • Phone: GERRARD 8204/9155 • Cables: SMITHEX LESQUARE

HAVE YOU SEEN THE NEW TUTOR TAPE RECORDER? WITH ITS THREE NEW FEATURES:—



Alternative speed range 1½in., 3½in., 7½in. p.s.
Mixer Unit and Superimposition at the reduced price of 59 gns.

Complete with Microphone and Tape.

Latest addition:
Efficient foot operated remote control.
Retail price 4 gns.

Amplifier and Power Pack completely assembled and mounted on grey rexine covered wooden frame, to be used with Collaro Mark 4 Deck. Complete with instructions and diagrams £20/10/-.



Learn Languages with a Tape Recorder.

Elementary Course,
£3/3/-.

Advanced Course,
£6/6/-.

Enquiries invited.

TUTOR-TAPE COMPANY, 70, BREWER STREET, LONDON, W.1
CABLES: TUTAPE LONDON TELEPHONE: GERRARD 3376



POST OFFICE LINE EQUIPMENT

TELEPRINTERS: Perforators, Reperforators, Auto Transmitters 5-unit system.
POWER SUPPLY RECTIFIERS: for Telegraph systems.
FILTERS: Filters Band-Pass cut-off frequencies from 300 cps to 112 kc/s.
SPARES AND ACCESSORIES OF ALL TYPES FOR LINE EQUIPMENT: Attenuators, Line Equalizer Units, Recording Bridges, Telegraph Relays, Spark Gap Protectors, Coils Inductance, Repeating, Retardation.
SWITCHBOARDS: P.O. Mobile type AD-1240 (3-6-0), Universal Call 10-line, Magneto 10-line.
FIELD TELEPHONES: Types EE-3 D, F and L.
CARRIER TERMINALS AND REPEATERS: 1+1, 1+4, Speech & Duplex, Apparatus 2/4 Tone No. 5. Diversify Combining Units and spares of all types.

LOW POWER RADIO STATIONS—

(Ground use)

COLLINS 18Q SERIES 1: to 12 Mc/s RF output 25 watts. Power units for 12 v., 24 v., 115 v. D.C. and 115 v. and 230 v. A.C.
WIRELESS SET No. 19: 2-8 Mc/s and 235 Mc/s, all ancillary equipment and R.F. Amplifiers No. 2, Mk. 2.
WIRELESS SET No. 31: Manpack Walkie-Talkie 40-48 Mc/s.
WIRELESS SET No. 82: Lightweight Communication Set 1½-10 Mc/s.
WIRELESS SET No. 88: Manpack or Truck Walkie-Talkie 40/42 Mc/s, 4 Channel.
SCR-193 40-75 watt output Radio Station HF.

LOW POWER RADIO STATIONS—

(Airborne use)

SCR-522 4-Channel 100/156 Mc/s. complete with all operating and test equipment.
REBECCA DISTANCE MEASURING EQUIPMENT Mk. VIII.
STR9X type 100-124 Mc/s, 118-135 Mc/s, 124-156 Mc/s.
RADIO COMPASS SCR-269G. All ancillaries and spare stocked in large quantities.
COMPONENTS: Capacitors, variable and fixed up to 2 mfd. at 10,000 volts. Transformers, Heavy Duty. Rectifier various, Carbon Brushes, Magalip Hunters, Ball-races, Potentiometers, Test Meters.
TRANSMITTERS: Redifon Type G12T—Output 2 kilowatts O.W., 800 watts phone Frequency coverage 100 Kc/s to 1,200 Kc/s in 4 bands. Operates from 230 volts 50 cycles supply. V.F.O. and crystal control with switch selection of 6 Spot Frequencies. Air Ministry Type T1609—Output 300 watts A1, A2 and A3. Frequency coverage 1,500 Kc/s to 20,000 Kc/s. Operates from 230 volts, 50 cycles supply.

R. GILFILLAN & CO. LTD.

National Provincial Bank Chambers
20 South Street, Worthing, Sussex.

Tel.: Worthing 8719 and 30181.

Cables: Codes:

"GIL WORTHING" "BENTLEY'S 2nd"



LARGEST VALVE STOCKISTS IN THE NORTH OF ENGLAND

* Valves Guaranteed All Tested Before Despatch

Table listing various vacuum tube types (e.g., 25A6G, 25L6GT, 25Y5) and their stock status at Alpha Radio Supply Co. The table is organized in columns with tube types and their corresponding stock levels.

Our 1958-9 Fully Illustrated CATALOGUE of components and accessories— invaluable for enthusiasts and engineers—is now available. Send 1/- in stamps for your copy to-day.




103 LEEDS TERRACE WINTON STREET LEEDS 7

TERMS: Cash with order or C.O.D. Postage and Packing charges extra, as follows: Orders value 10/- add 1/-; 20/- add 1/6; 40/- add 2/-; £5 add 3/- unless otherwise stated. All single valves postage 6d. Personal Shoppers Monday-Friday 9 a.m. to 5 p.m. Saturday 10 a.m. to 1 p.m.

CABINETS

FOR ANY EQUIPMENT
—CABINETS TO YOUR SPECIFICATION




THE BUREAU

This popular bureau cabinet is veneered with the finest selected Walnut and beautifully polished in a medium shade. Designed to accommodate almost any of the many units we have available and to give generous storage compartments.

WALNUT £16.16.0
NATURAL OAK £18.18.0

THE SERENADE

Veneered with finest selected walnut, beautifully polished to a medium shade; this attractive cabinet has generous storage space, with board sliding out smoothly on metal rollers. This cabinet can be fitted with any of the latest Hi-Fi Units. £13.18.6



THE CONTEMPORARY

This beautifully designed Contemporary Cabinet can be supplied in Oak, Walnut or Mahogany Veneer and has a waxed semi-matt finish.


This cabinet can be fitted with any of the latest Hi-Fi Units.

£11.15.0

THE CONTINENTAL

This elegant Cabinet is the latest in our range designed in the continental style, solidly constructed and finished in oak walnut or mahogany veneers. (Dark, medium or light, high gloss or satin finish available).

£29.10.0



THE REGENT

This cabinet can accommodate almost any combination of Radio-Feeder Amplifier Control, Motor Units and Loudspeaker System. There is ample storage space. Available in finest walnut or mahogany veneer and polished. Has pneumatic lid stay and castors.

Write for our NEW 24 page fully illustrated catalogue of cabinets and details of our complete range of chassis, auto-changers, tape decks, speakers, etc., all available on easy terms.

£22.10.0



LEWIS RADIO

120 GREEN LANES (Dept. WW29)
PALMERS GREEN, LONDON, N.13
(Near the Cock Tavern)
Telephone: BOWes Park 1155/6

M. & J. PEARSON

Radio, Television & Radar Equipment

CLEARANCE LINES

- 4 h.p. Hoover Electric Motors. Latest square model. Ball bearing. 230-250 volt. A.C. 50~. 1,440 revs. 2in. x 1/2in. spindle. Brand new in cartons. £4/10/- each.
- 4 h.p. Crompton Parkinson motors. 110 volt D.C. 1,425 revs. 2in. x 1/2in. spindle. Brand new. £2.
- Rectifiers. 110 volt, 2 amp. New. 6/6 each.
- Transformers. 250 volt to 110 v. at 200 VA. A perfect job, not ex Govt. New. 25/- each
- Test Panel. 16 1/2 x 14 1/2in. Containing 10,500 micro-ammeters. 2in. surface mounting. 10 50~ w/w pots. Knobs and terminals. In metal case. £4.
- Relay Panels. New. Containing 23 relays. 14 block condensers in metal case. 18 x 15 x 6in. 30/-.
- Metal Control Box with Lid. 22 x 8 1/2 x 4 1/2in. Grey crackle finish with 3 relays, main switch, fuse holders, condenser and resistor clips. New. 12/-.
- Mirror Galvanometers. Mark II. 45 seconds. Sensitivity 2,400 M.M.S. With spares in teak case. Still a few available. Only 55/- each.
- Spares Boxes for Loud Hailer No. 12523. Containing 4 EL35, 2 ECC31 and 2 EF36 Valves switch. Resistors and condensers. All new, 25/- box.
- R.F. 24 Units. New and cartoned, 12/- each. Complete with valves.
- 2 volt Accumulators. 3 amp hours. 5 1/2 x 1 1/2 x 1 1/2. Bakelite with terminal tops. Lots of 6. 12/- lot.
- Large quantity of 3 and 4 pin NYPHON PLUGS AND SOCKETS.

All the above prices include post and packing Scotland and England.

263 GALLOW GATE
GLASGOW, C.4

Telephone: BELL 0729

THE VICTRIX REAL NICKEL PLATING PLANT. A miniature plant for use in your own home or workshop to full commercial standards. Will nickel plate on brass, steel, copper, etc. Ideal for building up worn parts, prototype or decorative purposes. Operated from a small U2 cell. Complete and ready for use within an hour of receipt. 90/-, post 5/-. Write for special leaflet.

FIELD STRENGTH ABSORPTION WAVE-METERS. Type TS 509-UR brand new surplus direct calibration, 90/400 mc/s. Ready for immediate use, no battery or mains required. With sealed micro-ammeter 0-50, crystal and 1/2-wave telescopic aerial. In portable carrying case with fully illustrated instruction booklet. £5/10/-, carr. 3/6.

TEMPERATURE CONTROL OVENS. Ex Admiralty, 230 volts A.C. Give stability of 2 parts in a million with suitable crystals, fitted thermostat and thermometer; temp. adjustable 40/60 degrees Cent. Ideal for quartz crystals, as new and lab. tested. £9/10/-, carr. 5/-.

DELAY NETWORK. 75 ohms input and output, maximum delay 50 μA/seconds. In metal case 23 x 4 1/2 x 4in., frequency range 600. As new.

THE LESDIX ELECTROTATOR. The smallest, most powerful miniature motor made. 4 1/2 volts D.C. Weight 1/2 oz. Size 1/2 x 1/2in. dia. with thin driving spindle. Write for illustrated leaflet. Price only 6/6, post 6d.

VARIACS, type 50B. 230 volts input, 0-270 volts, 5 K.V.A. output, in new condition and lab. tested. £45, carr. 7/6.


STROBOSCOPE by Scophony Ltd. 200/250 volts type L.P.S. Range 600/14,000. £18/10/-, carr. 5/-.

HALLICRAFTER. R.B.X. Radio Receiver Equipment F.M. and A.M. 130-210 Mc/s. 115/230 volts A.C. 50 cycles, 100 watt input. Lab. tested and in new condition. £45, carr. 10/-.

Transformers, Variable Slider Resistances, Motors, Dynamos, Rotary Converters in stock for prompt delivery. Send us your enquiries.

Leslie Dixon & Co.

Dept. A, 214 Queenstown Road, London, S.W.8
Telephone: MACaulay 2169



THE LITTLE
FACTORY
WITH THE

BIG REPUTATION

Taking delivery of a Savage Massicore Transformer is a pleasurable occasion. It arrives without fail on the promised day; its appearance delights the eye; and, electrically, it does exactly what you had in mind when you ordered it. You can be confident that you will never have to replace a Massicore Transformer.

YOU CAN PLACE ABSOLUTE
RELiance IN SAVAGE
MASSICORE TRANSFORMERS



SAVAGE TRANSFORMERS LTD.

NURSTED ROAD
DEVIZES, WILTSHIRE

Telephone: Devizes 932

Visit the City's new acoustically designed
HI-FI Centre

COME AND HEAR THE LEADING MAKES IN AMPLIFIERS, TUNERS AND SPEAKER SYSTEMS

AMPLIFIERS BY:		V.H.F. TUNERS BY:		HI-FI SPEAKERS BY	
VERDIK	GOODSELL	ARMSTRONG	T.S.L.	GOODMAN	W.B.
ROGERS	QUAD	LEAK	DULCI	PLESSEY	T.S.L.
ARMSTRONG	LEAK	QUAD	GOODSELL	WHARFEDALE	G.E.C.
DULCI	W.B., etc.	ROGERS, etc.		LORENZ, etc.	

A REPEAT OFFER — 50 ONLY

The famous Collaro Mk. 3 Transcriptor Tape Deck. Twin track, 2 record/playback, 2 erase heads on 2 levels, pause control, digital counter, 3 speeds, 2 balanced motors of low wattage input.

15 gns. WHILE STOCKS LAST

BUILD YOURSELF A HI-FI TAPE RECORDER

The Collaro Mk. 3 Tape Deck as above. A completely assembled tape deck amplifier with power pack and oscillator incorporated, negative feedback adjustment, switched for 3½, 7½ and 15in. per sec., and an 8in. P.M. speaker. The three items for only £29/5/- Crating and carriage 22/6.

ANOTHER WONDERFUL SNIP

The Rolex 18 watt push-pull, 6 valve amplifier, completely encased for portability. Beautifully finished in silver grey and blue. Will operate on 225-240 A.C. mains or 6v. car battery.

Specification: 18 watt undistorted output; hum level 56 D.B. below rated output; gram and impedance mic. input; 6v. vibrator. Dimensions 14" x 8" deep x 9" high. Complete and ready to use; fully guaranteed.

ONLY 16 GNS.

10 watt single ended version, similar to above for mains and 6v. car battery.

12 GNS. COMPLETE.


LIMITED NUMBER SPECIAL OFFER

For the Hi-Fi enthusiast—Collaro 4-speed transcription motor and p/up using the new TX88 Studio cartridge. Brand new. List price £19/10/-.

OUR PRICE £16/19/6.

ASTOUNDING OFFER

Another parcel of brand new and boxed CRT tubes by famous maker. 9in. round face, white fluorescence, triode, 4 v. heaters, 1 a. heater current, max. anode voltage 7 kv. **NOW ONLY £2/19/6.** Crating and carriage 11/6.



THE BUY OF THE YEAR! DUE TO CANCELLED EXPORT ORDER

The **VERDIK** QUALITY TUNER

10 WATT PUSH-PULL ULTRA LINEAR FEEDBACK




ORIGINAL MANUFACTURER'S PRICE 20 GNS.

LIMITED NUMBER ONLY AT £14. 19. 6

Complete Post & Pkg. 7/6 Fully guaranteed


AMPLIFIER AND PRE-AMPLIFIER

Beautifully finished In Grey-Green Stove Enamel Provision for tuner, bass and treble, 5-position selector for radio, mic., tape, LP and std. records.



ANOTHER BARGAIN

Due to the popularity of this chassis, we have been able to reduce production costs and can now offer our 1958 AM/FM R/G Chassis at 19 gns. complete.



Eight-valve AM/FM chassis with printed circuit FM tuner section. Illuminated dial: 4 waveband; coverage 1,000-2,000 metres, 200-550 metres, 15-50 metres, 88-100 Mc/s. Dimensions 13 x 9 x 6in.; fully guaranteed. Exceptional value—only 19 gns., plus 7/6 post and insurance.

STEREO

NOW IN STOCK AND DEMONSTRATING

Rogers Stereo Control Unit, designed to match RD Junior Units. Price £18/10/-.

Jason J5A Stereo Amplifier, 4 w., £23/15/-.

Jason J2-10 Stereo Amplifier, 10 w., £37/10/-.

Amplion Stereo Compact Amplifier, beautifully designed, 4 w. In silver-grey case. 13½ gns.

Dulci Stereo 2 pre-amp., 9 gns.

Dulci Stereo 8 pre-amp., 22 gns.

Dulci Stereo SP44 amplifier, 12 gns.

Leak Stereo 20 pre-amp., 29 gns.

Leak Point 1 Stereo pre-amp., 20 gns.

AMAZING OFFER IN STEREO



The "Sofia" Stereo, complete and compact amplifier in neat brown metal case, 10 x 7in. deep x 3½in. high, with bass, treble and balance controls. Switched for stereo and monaural, 3½ w. each channel, will match stereo and crystal p/ups. for 3 ohm speaker. A.C. 200/250v. only. 12 gns. 3/6 post and pkg. This amplifier can be supplied in kit form, comprising all components, valves, case and circuit for £9/19/6. Post and pkg. 3/6.

AUTOCHANGERS AT BARGAIN PRICES

Collaro Conquest 4-speed autochanger incorporating auto and manual control. Complete with Studio crystal pick-up and sapphire stylus. **OUR PRICE £7/19/6**, plus 5/- post.

B.S.R. UA8 4-speed mixer autochanger, manual and autochanger with latest Ful-Fi cartridge. £6/19/6, post and pkg. 5/5. Can be altered for Stereo.

4-speed Collaro 4/546 single player with studio t/over pick-up. **OUR PRICE £6/19/6**. Post and pkg. 3/6.

Collaro Junior 4-speed motor and t/table with Acos crystal t/over cartridge featherweight p/up. **OUR PRICE 89/6** complete. Post and pkg. 3/6.

B.S.R. TU9, 4-speed motor and table with Ful-Fi t/over cartridge. **NOW £4/10/-**. Post and pkg. 3/6.

JUST ARRIVED—New Garrard 4HF, 4-speed Hi-Fi motor and t/table with new GC8 cartridge. £19/7/6, plus 5/- post and pkg.

As above, using stereo cartridge, £19/17/6, plus 5/- post and pkg.

NOW IN STOCK IN LIMITED QUANTITY —B.S.R. VA12 Stereo Autochanger, Collaro Stereo Autochanger and Garrard 12I Stereo Autochanger.

Electronics (FLEET ST.) Ltd

DEPT. B,
152/3 FLEET ST., LONDON, E.C.4.
 Telephone: FLE 2833
 Business hours: weekdays 9-6. Saturdays 9-1.


SOUTHERN RADIO'S SPECIAL BARGAINS

SPECIAL OFFER

TRANSMITTER - RECEIVER

TYPE 38 MK II

WALKIE - TALKIE



Complete in Metal Carrying Case. 9in. x 6 1/2in. x 4in. Weight 6lb. Frequency 7.3 to 9 Mc/s. Five valves. £12/6. Post paid.

These Tx-Rs are in NEW CONDITION, but owing to demand they are not tested by us and carry no guarantee, but should prove SERVICEABLE.

ATTACHMENTS for Type "38" Transmitters. ALL BRAND NEW: Headphones 15/6; Throat Microphones 4/6; Junction Boxes 2/6; Aerials, No. 1 2/6; No. 2 5/-; Webbing 4/-; Haversacks, 5/-; Valves—A.R.P.12 4/6; A.T.P.4 3/6; Set of FIVE VALVES 19/- the set.

OFFER No. 2:

"38," as above, complete with set of external attachments, 42/6, post paid.

OFFER No. 3:

Transmitter-Receiver "38" Mk. II. Brand new with complete set of external attachments including Webbing Haversacks and Valves, 57/6, post paid. Fully guaranteed.

TRANSRECEIVERS. Type "18" Mark III. Two Units (Receiver and Sender). Six valves, Micro-ammeter, etc., in Metal Case, untested, without guarantee but COMPLETE, £218/6.

ATTACHMENTS for "18" Transmitters. ALL BRAND NEW. Headphones 15/6; Hand Microphone 12/6; Aerials 5/-; Set of 6 Valves 30/-.

TI154 TRANSMITTERS. Complete in transit case. New condition. £25/-.

RECORDING BLANKS. Brand new. "Emi-disc." Ready for cutting. 13in. 6/- each or 15 complete in metal case £4.

RESISTANCES. 100 assorted useful values. New wire end 12/6. NEW.

CONDENSERS. 100 assorted Mica; Tubular, etc., 15/-.

LUFERA HOLE CUTTERS. Adjustable 1/2in. to 3/4in. For Metal Plastics, etc., 7/-.

QUARTZ CRYSTALS. Types F.T.241 and F.T.243. 2-pin, 1/2in. spacing. Frequencies between 5,675 kc/s and 8,650 kc/s. (F.T.243), 20 Mc/s and 38.8 Mc/s (F.T.241, 54th Harmonic) 4/- each. ALL BRAND NEW, TWELVE ASSORTED CRYSTALS, 45/-.

Holders for both types 1/- each. Customers ordering 12 crystals can be supplied with lists of frequencies available for their choice.

TRANSPARENT MAP CASES. Plastic. 14in. x 10 1/2in. Ideal for Maps, Display, etc., 5/6.

STAR IDENTIFIERS. Type I A-N Covers both Hemispheres, 5/6.

CONTACTOR TIME SWITCHES. 2 impulses per sec., in case, 11/6.

REMOTE CONTACTOR. For use with above. 7/6.

MORSE TAPPERS. Midget type, 2/9; Standard, 3/6; Heavy type on base, 5/6. ALL BRAND NEW.

MORSE PRACTICE SET. TAPPER with BUZZER on base. Complete with battery, 12/6, BRAND NEW.

MAGNETS. Strong Bar type, 2 x 1/2in., 1/6 each.

PACKARD-BELL AMPLIFIERS. Complete BRAND NEW, with valves, relay, etc., etc., 17/6 each.

SPECIAL OFFER. 12 ASSORTED METERS. Slightly damaged. Mainly broken cases (perfect movements). Including 3 BRAND NEW Aircraft Instruments. 12 for 45/-.

Post or carr. extra. Full list Radio Books, etc., 3d.

SOUTHERN RADIO SUPPLY, LTD.


11, LITTLE NEWPORT STREET,
LONDON, W.C.2. GERrard 6653.

SELENIUM RECTIFIERS

40 ma. to 10 amp., 6 v. to 100 v. Bridge, H. Wave or P.P.

WITH OR WITHOUT HIGH-GRADE TRANSFORMER TO SUIT. These are new goods, best makes, not reconstructed Government surplus. Popular types, 6 v. 1 a., 4/-, 2 a., 7/6, 12 v. 2 a., 8/6, 12 v. 1 a., 7/6, 12 v. 3 a., 15/-, 6 a. alloy-finned type, 27/6, 24 v. 0.3 a., 9/-, 0.6 a., 12/6, 24 v. 1 a., 13/6, 2 a., 15/6, 24 v. 3 a., 21/-, 50 v. 1 a., 24/-, 50 v. 2 a., 42/-, 130 v. 300 ma. h. wave, 38/-, 250 v. 300 ma. do., 65/-, 110 v. 1 a. bidge., 48/-, 130 v. 80 ma. bidge., 21/-.

CHARGER KITS



No. 1, a kit for 2 v., 6 v., 12 v., 3 amp. transformer, rectifier, ammeter, all high-grade new parts, not rubbish, 52/6, unique convactor housing for

same, as illust., 12/6, p.p. 3/-, ditto, but 2 amp., 43/-, case 12/6, p.p. 3/-.

Economy 12 v. 3 amp. kit, no ammeter needed, 34/6, p.p. 2/6, all with 12 months' guarantee.

CHAMPION PRODUCTS

43 UPLANDS WAY, LONDON, N.21

Telephone LAB 4457

WE SPECIALISE IN TELEPHONE, TELEGRAPH AND REC./TRANS. SPARES (British and American) as used by Home and Overseas Govt. Depts. and Services.

TELEPHONE

Switchboards and spares, 10 and 40 lines. Units Switchboard Magneto.

Telephone Units 1+3 and 1+6.

F. and F. Units.

J.B. Units.

Telephone Plugs and Sockets.

Switchboard Cords.

Magnetic Counters.

Telephone Rec. and Transm. Insets.

Superposing Transformers and the usual Y.A. equipment.

TELEGRAPH

Apparatus Telegraph.

Telephone 2 Circuit.

Repeater Carrier Telephone.

And usual YB. equipment.

REC./TRANSMITTERS

Wireless Stations and spares for:

Nos. 17, 18, 19, 22, 31, 38, 46, 62, 77, 88.

Power Supply Units.

Control Units.

Connectors.

Aerials and Bases.

Insulators.

Head and Mic. Assys.

Rotary Transformers.

Variometers.

Co-axial Cable.

And usual A.Z. equipment.

FINSBURY TRADING CO.

12-STOKE NEWINGTON HIGH ST.,

LONDON, N.16

Tel. Clissold 7842.

SAMSON'S SURPLUS STORES LTD

● LONDON'S GREATEST DEALERS IN ●
ELECTRONIC AND RADIO EQUIPMENT

ADMIRALTY HEAVY DUTY ISOLATION TRANSFORMERS. Type W191, 230 v./230 v. Pri. C.T. Very conservatively rated at 4.6 kva., Pri. 230 v. Sec. 230 v. Centre tapped 20 amps. Tested to earth 2,000 v. R.M.S. Completely enclosed in metal container. Weight 315lb. Supplied brand new and guaranteed. £17/10/- ex warehouse.

ADMIRALTY HEAVY DUTY STEP DOWN TRANSFORMERS. Double wound. Pri. tapped 200-250 v. Sec. 115 v. 6 kva. Very conservatively rated. Weight 400lb. In guaranteed condition. £15 ex warehouse.

ADMIRALTY THREE-PHASE TRANSFORMERS. Pri. 400-440 v. 50 cycles. Sec. 50 v. 6 amp. Completely tropicalised. Size 7 1/2 x 14 x 5in. Weight approx. 60lb., 85/- Carr. 7/6. Brand new in maker's cases.

HEAVY DUTY LT. TRANSFORMERS. No. 1. Pri. 230 v. Sec. 50 v. 50 amps. adjustable by voltage regulator stud switch on primary. Built in steel case with meter reading 0-100 v. Mains switch and O.P. sockets, will stand 100% overload. Supplied brand new £15. Carr. according to distance.

No. 2. Pri. 230 v. Sec. tapped 4 v., 6 v., 10 v., 200 amps., £8/10/- Carr. 7/6.

No. 3. Pri. 200-250 v. Sec. 50 v. 30 amps., £6/10/- Carr. 7/6.

No. 4. Pri. 200-250 v. Sec. tapped 28, 29, 30, 31 volts, 21 amps., £4/10/- Carr. 7/6.

No. 5. Pri. 150-250 v. Sec. 50 v. 20 amps., £4/10/- Carr. 7/6.

No. 7. Pri. 200-240 v. Sec. 45 v. 2 amps. 25/- P.P. 3/-.

No. 8. Pri. 200-250 v. Sec. 6.3 v. 15 amps. 27/6. P.P. 3/-.

No. 9. Pri. 200-240 v. Sec. 30 v. 1.2 amp. and 6.3 v. C.T. 3 amps. Tropically rated. 35/- P. & P. 3/6.

No. 10. Powerstat variac transformers. Input 115 v. Output 0-130 v. 7.5 amps. 85/-, carr. 5/-.

LT. TRANSFORMERS. New arrivals. Manufactured by Greshams. Pri. 200-250 v. Sec. 12 v. 8.5 a. Tropically rated, 27/6, P.P. 3/6. Pri. 200-250 v. Sec. 6 v. 8.5 a., 17/6. P.P. 2/6. Pri. 200-250 v. Sec. No. 1, 50 v. 1 a. Sec. No. 2, 6 v. 1.5 a. 27/6. P.P. 3/6.

★ USA FILAMENT TRANSFORMERS ★

Pri. 115-230 v. Sec. 5 volts 13 amps., tropically rated. Insulated for 15 kv. working voltage. Brand new, 52/6, Carr. 5/-.

★ VOLTAGE REGULATORS. Liliput Minor Mk. II, load 3/0.73 amps. 11 volts. Supply voltage 19/25 v. Supplied brand new 12/6. P.P. 3/6. ★

U.S.A. 813 CERAMIC BASES. Post free, 3/6.

AMERICAN THERMOSTATS. By Fenwall Inc. Set at 50 deg. F. Switch contacts 230 v. A.C. 12.5 amps. Length 4ins., dia. 3/16. P.P. 1/6. Set at 110 or 120 deg. F. Switch contacts 230 v. A.C. 5 amps. Length 4ins., dia. 3/16. P.P. 1/6.

A.M. HEAVY DUTY AIR BLOWERS. A.C. 220-240 v. Driven by 0.4 h.p. motor. Inlet 6 1/2in. Outlet 5 x 4in. Complete with intake filter unit, supplied brand new, £15 ex warehouse. Other types available. Let us know your requirements.

A.M. HEAVY DUTY A.C. 200-250 v. ALARM BELLS. Twin gong. Brand new, 35/-, Carr. 5/-.

SPECIAL OFFER PERIFLEX SLEEVING. 3 mm. one gross yard coils, yellow and brown, 12/6. Post free.

NUTS, BOLTS, WASHERS. Special bargain offer 5/- carton of 2, 4, 6 and 8 B.A. nuts, bolts and washers. P.P. 1/-.

SLEEVING, mixed bundle, 1 1/2in. mil., various colours. Wonderful offer. 2/6. P.P. 9d.

CARBON RESISTORS. 1/3-3 watt. Carton of 100. Good selection of values. 10/- per carton. P.P. 1/-.

ROLLS-ROYCE COOLANT PUMPS. A heavy-duty turbine pump driven directly from a splined socket, 1,000-1,500 g.p.h. 1 1/2in. bore outlet. Brand new in maker's cartons, 47/6. Carr. 4/-.

169-171 EDGWARE ROAD, LONDON, W.2

TELEPHONE: PAD. 7851 or AMB. 5125

C.R.T. ISOLATION TRANSFORMERS

For Cathode Ray Tubes having Heater/Cathode short circuit and for C.R. Tubes with falling emission.
 Type A. Low leakage windings. Optional Boost 25% and 50%. Tapped mains primaries:
 2 volt 12/6 each
 4 volt 12/6 each with Tar.
 6.3 volt 12/6 each Panel and
 10.8 volt 12/6 each Solder Taps
 12.6 volt 12/6 each
 OUR LATEST SUPERIOR PRODUCT Type A2.
 High Quality. Low capacity, 10/15 pf.
 Optional boost 25%, 50%, 75%, 16/6 each.
 Type B. Mains input. Low Capacity. Multi Output
 2, 4, 6.3, 7.3, 10 and 13 volts. Optional boost 25% and
 50%. Suitable for all Cathode Ray Tubes, 21/-

RESISTORS. All preferred values. 20% 10 ohms to 10 meg., 1 w. 4d.; 1 w. 4d.; 1 w. 6d.; 1 1/2 w. 8d.; 2 w. 1/-. HIGH STABILITY. 1/2 w., 1%, 2/-. All preferred values 100 ohms to 10 meg. Ditto 5%, 9d., 10%, 6d.

5 watt } WIRE-WOUND RESISTORS } 1/3
 10 watt } 25 ohms-10,000 ohms } 2/6
 15,000 ohms-50,000 ohms 5 w., 1/9; 10 w. 2/3
 WIRE-WOUND POTS. 3 WATT LAB. COLVERN, ETC.
 Pre-set Min. 7V. Type Standard size Pots, 2 1/2in.
 Knurled Slotted knob. Spindle High Grade. All
 All values 25 ohms to 25 K. Values 100 ohms to 50 K. 3/-.
 3/- ea. 30 K, 60 K, 4/-
 5/6; 100 K, 6/6.
 Ditto Carbon Track 30 K W/W EXT. SPEAKER
 CONTROL 10d., 3/-

O/P TRANSFORMERS. Heavy Duty 50 mA., 4/6. Multi-ratio push-pull. 7/8. Miniature 3VA, etc., 4/6. H-Grade Push-pull 10 watts, 15/6. MULLARD "510" 6k or 8k 30/0. L.F. CHOKES 15/10H 60/85 mA., 5/-; 10H 85 mA. 10/6. 10H 160 mA. 14/-; 5H 250 mA. 16/6.

MAINS TRANSFORMERS 200/250 v. A.C. STANDARD 250.0-250. 80 mA., 6.3 v. 3.5 a. tapped 4 v. 4 a. Rectifier 6.3 v. 1 a. tapped, 5 v. or 4 v. 2 a. Ditto 350-0-350 22/6
 MINIATURE, 200 v. 20 mA., 6.3 v. 1 a. 10/6
 MIDGET, 220 v. 45 mA., 6.3 v. 2 a. 15/6
 SMALL, 220-0-220, 50 mA., 6.3 v. 3 a. 17/6
 STANDARD, 250.0-250, 65 mA., 6.3 v. 3.5 a. 17/6
 HEATER TRANS. 6.3 v. 1 1/4 a. 7/6. 3 amp. 10/6

ALADDIN FORMERS and cores. 1in. 8d.; 3in. 10d. 0.3in. FORMERS 5837/8 and Cans TV12. 3in. sq. x 2 1/2in. and sq. sq. x 1 1/2in. 2/- complete with cores.
 SLOW MOTION DRIVES. Epicyclic ratio 8:1, 2/3
 TYAN. Midget Soldering Iron. 200/220 v. or 230/250 v., 16/9. FAMOUS MAKE INSTRUMENT IRON. 25 w., 17/6. MAINS DROPPERS. 3 x 1 1/2in. Three Adj. Sliders, 3 amp. 750 ohms, 4/3. 2 amp., 1,000 ohms, 4/3. LINE COILS. 3 amp., 60 ohms, per foot, 2 amp., 100 ohms per foot, 2 way., 6d. per foot, 3 way, 7d. per foot.

CRYSTAL MIKE INSERT by Acos 6/6
 Precision engineered. Size only 1/2 x 1 1/2in. Bargain. ACOS CRYSTAL DESK MIKE, 3-2, switched. 35/-

MIKE TRANSF. 50:1, 3/9 ea. 100:1 Potted, 10/6 LOUDSPEAKERS P.M. 3 OHM. 2 1/2in. and 5in., 17/6 6in. x 4in. Roba, 18/-; 7in. x 4in. Gommans 21/- 10in. x 6in. R.A., 27/6. 8in. Plessey, 19/6 6in. Roba, 18/6. 10in. R.A., 30/- 4in. H-FI TWEETERS, 25/- 12in. Plessey, 30/- 12in. Baker 12 w. ohm and 15 ohm models 105/- 12in. 15 ohm. Plessey 10 w. with Tweeter, 97/6

I.F. TRANSFORMERS 7 1/2 pair
 465 kc/s. slug tuning miniature can 2 1/2 x 1 1/2in. High Q and good band width. By Pye Radio. Data sheet supplied.
 Wearite M800 I.F. Miniature 465 kc/s. 12/6 pair.
 Wearite 550 I.F. Standard 465 kc/s. 12/6 pair.


CRYSTAL DIODE G.E.C. 2/-; GEX34, 4/-; 40 Circuits, 3/- H.R. HEADPHONES, 4,000 ohms, brand new, 16/6 pair. SWITCH CLEANER Fluid, squirt spout, 4/3 tin. TWIN GANG CONDENSERS. 365 p.f. Miniature, 1 1/2in. x 1 1/2in. 10/-; .0005 Standard with trimmers, 9/-; less trimmers, 8/-; Midget, 7/8; Single 50 p.f., 2/6; 100 p.f., 7/-; Solid Dielectric 100, 300, 500 p.f., 3/6
 VALVE HOLDERS. Pax Int. Oct., 4d. EP50, EA50, 6d. B12A, ORT, 1/3. Eng. and Amer. 4, 5, 6, 7 and 9 pin, 1/- MOULDED Mazda and Int. Oct. 6d., B7G, B8A, B8G, B8A, 9d. B7G with can, 1/6; B12A, 1/3. B8A with can, 2/6. CERAMIC, EP50, B7G, B8A, Oct., 1/-; B7G with can, 1/8. SPEAKER FRET. Gold Cloth 17in. x 25in., 5/-; 25in. x 35in., 10/-; Expanded metal, Silver 15 1/2in. x 9 1/2in., 2/-; Tygan 5 1/2in. wide, 10/- ft. 27in. wide, 5/- ft. Samples.
 WAVECHANGE SWITCHES
 2 p. 2-way, 3 p. 2-way, short spindle, 2/6
 2 p. 4-way 2 water, long spindle, 6/8
 2 p. 6-way, 4 p. 2-way, 4 p. 3-way, long spindle, 3/6
 3 p. 4-way, 1 p. 12-way, long spindle, 3/6
 Wave change "MAKITS" 1 water 8/6; 2 water 12/6; 3 water 16/-; 4 water 19/6; 5 water 23/-; 6 water 26/6.
 TOGGLE SWITCHES. S.P., 2/-; D.P. 3/6; D.P.D.T., 4/-; MORSE KEYS, good quality 2/6.

GOLTOP TRANSISTORS
 Product of the Pye Group
 JUNCTION TYPE P.N.P.
 Complete Data Supplied
 AUDIO V.10/15a suitable B.E.F. V.8/E2 suitable for high gain and low frequency oscillators, frequency amplifiers, and low frequency changers and L.F. amplifiers, for output stages giving up to 250 milliwatts in average. PRICE 18/- push pull. PRICE 18/-
 Power V15/10F, up to 10W, with heat sink 20/-]

CONTINENTAL SIEMENS "NORA" AM-FM RADIOGRAM 3 Watt CHASSIS

MADE IN WEST GERMANY


LEAFLET S.A.E.



15 gns. Carr. & insurance 5/-.

FM-VHF 87 to 108 Mc/s. Interference Free Medium 185 to 588 m. Long 857 to 2140 m. 5 valves ECC85, ECH81, EP89, EBC20, EL95, metal rectifier, isolated chassis, A.C. 100-250 v. 17 tuned circuits, A.V.C. and negative feedback, ferrite aerial. Tone and volume controls switching on-off Med., Long, VHF Pick-up. Dial 11 x 2in., colour brown, figures gold. Chassis 12 1/2 x 6in., height 7 1/2in. Sockets for connections. Instruction manual. Indoor VHF dipole aerial 9/6. Feeder 300 ohm 6d. V. SPEAKERS, 8in. 17/6, 10in. 25/-, H.P. Dep. £8/10/- and eight monthly payments of £1.

1959 RADIOGRAM CHASSIS FINEST VALUE



THREE WAVEBANDS S.W. 16 m. - 50 m. M.W. 200 m. - 550 m. L.W. 800 m. - 2,000 m. 12 month Guarantee. A.C. 200/250 v., 4-way switch. Short-Medium-Long-Gram. A.V.C. and Negative Feedback. 4.2 watts. Chassis 13 1/2in. x 6 1/2in. x 2 1/2in. Glass Dial 12 1/2 x 5 1/2in. horizontal or 10 x 4 1/2in. vertical. 2 Pilot Lamps. Four Knobs, Walnut or Ivory, aligned and calibrated. Chassis isolated from mains.

BRAND NEW £9.10.0 Carr. 4/6.

TERMS: Deposit £5/5/- and 5 monthly payments of £1. MATCHED SPEAKERS 8in., 17/6; 10in., 25/-; 12in. 30/-

GARRARD 4-SPEED RECORD CHANGERS RC121/D MKII MODELS

Brand new and fully guaranteed 12 months.

AUDIO PERFECTION

Designed to play 16, 33, 45, 78 r.p.m. Records 7in., 10in., 12in. With plug-in NORMAL HEAD.

OUR PRICE **£10.15.0** each. Post Free.

Optional Plug-in STEREO HEAD £2 extra.

EXCEPTIONAL OPPORTUNITY COLLARO 4-speed MODEL 4/544 Single Player, heavyweight turntable and lightweight Studio O Pick-up with turnover Xtal mounted on baseplate. Autostop fitted.

OUR PRICE **6gns.** Carr. 4/- Amplifier Player Cabinets, 45/-.

★ COLLARO ★ HIGH-FIDELITY AUTOCHANGER Latest Model 4-SPEEDS-10 RECORDS With Studio "O" pick-up

BRAND NEW IN MAKER'S BOXES
 OUR PRICE **£7-19-6** post free

B.S.R. MONARCH U48 4-SPEED AUTOMATIC RECORD CHANGERS

Brand new and fully guaranteed 12 months.
 OUR PRICE **£8-19-6** post free
 STEREO MODEL UA12, £11/17/6.

THE HI-GAIN BAND 3 PRE-AMP.

Cascade circuit using Valve ECC84. 17db gain. Kit 29/6 less power; or 49/6 with power pack kit. Plans only 6d. Also Band I version same Prices.

Volume Controls 80 ohm Coaxial CABLE Coupled

Midget size Semi-air spaced Polythene Long spindles. Guaranteed 1 year. All valves Insulated 1/4in. dia. Stranded 5 K. ohms to 2 Meg. D.P.Sw. No Switch 4/9
 Linear or Log Tracks FRINGE QUALITY AIRSPACED ... 1/6 yd.

COAXIAL PLUGS 1/- DOUBLE SOCKET 1/3 SOCKETS 7/- OUTLET BOXES 4/6 BALANCED TWIN FEEDER per ft. 6d. 800 or 3000 P. TWIN SCREENED BALANCED FEEDER 1/6 yd. 80 ohm. TRIMMERS, Ceramic, 30, 50, 70 pf., 9d. 100 pf., 150 pf. 1/3. 250 pf., 1/6. 600 pf., 750 pf., 1/9. Phillips, 1/- ea.

ALUMINIUM CHASSIS. 18 s.w.g. Plain, undrilled with 4 sides, riveted corners and lattice fixing holes, with 2 1/2in. sides. 7 x 4in., 4/6; 9 x 7in., 5/9; 11 x 7in., 6/9; 13 x 9in., 8/6; 14 x 11in., 10/6; 15 x 14in., 12/6; and 18 x 26 x 3in., 16/6.

BLACK CRACKLE PAINT. Air drying, 3/- tin. P.V.C. CONN. WIRE, 8 colours, single or stranded, 2d. yd. NEON MANS TESTER SCREWDRIVERS, 5/-.
 CORED SOLIDER RADIOGRADE 3 yds. 9d. 1 lb. 2/6. FAXOLIN SHEET, 8in. x 10in., 1/6. ION TRAPS 5/-.

12/6 PURETONE RECORDING TAPE 1,200 ft. Paper tape on 7in. metal reels. Spare Reels 5 1/2in. plastic, 3/-; 7in. plastic, 4/-.

SUPERIOR 1,200ft. Plastic Tape 2 1/4 on 7in. plastic reels. Quality guaranteed.
 "INSTANT" Bulk Tape Eraser, 200/250v. A.C. For any make and size of tape.

SENTRECORD RECTIFIERS. E.H.T. TYPE FLY-BACK VOLTAGES. K3/35 2 kV., 5/-; K3/30 3.3 kV., 7/-; K3/40 3.6 kV., 7/6; K3/50 4 kV., 8/-; K3/100 8 kV., 14/6. 50 caps. Voltage 30% of above.
 MAINS TYPE. RM1, 125 v., 60 mA., 5/-; RM2, 100 mA., 6/-; RM3, 100 mA., 8/-; RM4, 250 v. 275 mA. 16/-.
 MINIATURE CONTACT COOLED RECTIFIERS. 250 v. 50 mA., 7/6; 60 mA., 5/6; 85 mA., 9/6.
 COILS. Wearite "P" type, 3/- each. Osmond Midget "Q" type adj. dust core from 4/- each. All ranges. TELETRON. L and Med. T.R.F. with reaction, 3/6. FERRITE ROD AERIALS. M.W. 8/9; M & L, 12/6. T.R.F. COILS A/HF 7/- pair. H.F. CHOKES, 2/6.

JASON F.M. TUNER COIL SET, 26/- H.F. coil, aerial coil. Oscillator coil, two I.F. Transformers 10.7 Mc/s. Detecto transformer and heater choke. Circuit and component book using 4N6M, 2/-; Complete kit with Jason Calibrated dial and 4 valves 26/15. Mercury Switched FM Tuner 5 valve Kit, £8/19/6. Mullard 3-3 quality Amplifier. Ready built, £27/17/6.

CONDENSERS. New stock. .001 mfd. 7 kv. T.C.C. 5/6. Ditto 20 kv., 9/6; 100 pf to 500 pf. Mica, 6d.; Tubular 500 v. .001 to .01 mfd., 9d.; .05 1 p.f.; .25 1/6; .5 1/9; 1.350 v., .9d.; 0.1 mfd., 2,000 v., 3/6; 0.01 mfd., 2,000 v. 1/9. CERAMIC CONDS. 500 v. .3 pf. to .01 mfd., 9d. SILVER MICA CONDENSERS. 10% 8 pf. to 500 pf., 1/4; 600 pf. to 3,000 pf. 1/3.
 CLOSE TOLERANCE (+/- 1%) 1.5 pf. to 47 pf., 1/6. DITTO 1% 50 pf. to 815 pf. 1/9; 1,000 pf. to 5,000 pf., 2/-.

NEW ELECTROLYTICS. FAMOUS MAKES.

TUBULAR	TUBULAR	CAN TYPES
1/350 v. 2/-	64/350 v. 5/8	8/500 v. 3/-
2/450 v. 2/3	100/25 v. 2/-	16/500 v. 4/-
4/480 v. 2/3	250/25 v. 2/6	32/350 v. 4/6
8/450 v. 2/3	500/12 v. 4/6	100/270 v. 5/6
8/500 v. 2/3	8/4500 v. 4/6	8/500 v. 4/-
16/450 v. 3/8	8/4500 v. 5/-	6/000 v. 6/-
16/500 v. 4/4	8/16/450 v. 5/-	8/16/500 v. 7/-
32/450 v. 5/8	8/16/500 v. 5/6	32/32/380 v. 4/6
25/25 v. 1/9	16/16/450 v. 5/8	80/450/350 v. 7/6
50/25 v. 2/-	16/16/500 v. 5/8	16/120/350 v. 11/6
50/50 v. 2/-	32/32/350 v. 4/6	100/200/275/12/6

FULL WAVE BRIDGE SELENIUM RECTIFIERS. 2, 6 or 12 v. 1 1/2 amp., 8/9; 2 a., 11/3; 4 a. 17/6.

CHARGER TRANSFORMERS. Tapped input 200/250 v. for charging at 2, 6 or 12 v. 1 1/2 a., 15/8; 2 a., 17/6; 4 a., 22/6. Charger circuit free. AMPMETERS, 4 a. and 5 a., 14/6.

All boxed	VALVES	90 day guarantee		
1R5	8/6 8L6	10/6 EA50	1/6 EZ81	11/6
185	8/6 6N7M	7/8 EBAC80	10/6 E1148	1/6
1T4	8/6 6Q7	10/6 EB91	6/6 H8AC60	12/6
2X2	2/6 68A7	10/6 EBC33	8/6 HVR24	7/6
384	8/6 68J7M	10/6 EB41	10/6 MU14	10/6
3V4	8/6 68N7	3/6 EBF80	10/6 P61	8/6
6024	8/6 6V6G	4/6 EBC84	12/6 PCC84	12/6
6Y3	8/6 6X4	7/8 ECP80	11/6 PCP80	11/6
6Z4	10/6 6X5	7/8 ECP82	11/6 PCP82	11/6
6AM6	8/6 787	10/6 ECR42	10/6 PCL82	11/6
6BE6	7/8 12A8H	10/6 ECLS2	12/6 PEN25	6/6
6BH6	10/6 12A7	10/6 EFS9	7/8 PL82	10/6
6BW6	10/6 12A7	9/6 EFS4	10/6 PY80	10/6
6F6	7/8 12AX7	9/6 EFS5	5/8 PY81	10/6
6F6	7/8 12BE6	9/6 EFS6	8/6 PY82	10/6
6H6	3/6 12K7	8/6 EFSV	SP61	5/6
6J5	6/6 12Q7	8/6 EFS9	10/6 UB44	10/6
6J6	7/8 12L6	9/6 EFS2	10/6 UC42	10/6
6K7	8/6 3824	9/6 EFS2	8/6 UY41	10/6
6K6	6/6 80	10/6 EL84	10/6 UJ41	10/6
6K7	8/6 807	8/6 EZ40	8/6 UY41	10/6
6K80	8/6 954	1/6 EZ80	9/6 U22	10/6

RADIO COMPONENT SPECIALISTS

OUR ONLY ADDRESS
 337 WHITEHORSE RD.,
 WEST CROYDON

THE E.M.I. COLLEGE OF ELECTRONICS

10 PEMBRIDGE SQUARE, W.2

Propose to commence a further One Year Course in Radio and Television on 14th April 1959. After 29th July 1959 the E.M.I. College of Electronics will cease to exist and students will be accepted by the Pembridge College of Electronics, 34a Hereford Road, W.2. Same staff, equipment and syllabus, will be used by both colleges.

Details and enrolment forms may be obtained from—

The Registrar, Dept. No. 127,
10 PEMBRIDGE SQUARE
LONDON W.2

1A/66

THE PEMBRIDGE COLLEGE OF ELECTRONICS

This new College has been founded by Mr. J. B. McMillan, M.A., B.Sc., and other members of the present staff of the E.M.I. College of Electronics, and from September 1959 will conduct full-time One Year courses in Radio and Television, similar to those at present run by the E.M.I. College.

The first course begins on 8th September 1959 and succeeding courses in January, April and September of each year. Students wishing to start this type of course earlier than September 1959 should enrol with the E.M.I. College of Electronics, 10, Pembridge Square, London, W.2, for the One Year course beginning on 14th April, and transfer after 29th July to the Pembridge College for the completion of their course.

Details of courses and admission forms may be obtained from—

The Principal, Dept. No. P11
34a HEREFORD ROAD
LONDON W.2

rc/s

BAKERS *'Selhurst'* RADIO

The 12" ULTRA DE LUXE



£15.15.0

*For 20-20,000 c/s full range
listening*

Sales and Demonstration offices:

JOHN LIONNET & CO. LTD.
17, CHARING CROSS ROAD
LONDON, W.C.2. TRAFalgar 5575

TRANSFORMERS

for

Transistor Circuits

Power Packs

Audio Amplifiers

MADE TO
INDIVIDUAL
REQUIREMENTS

by

P.A.M. LTD

MERROW·GUILDFORD

SURREY

Tel.: Guildford 2211



FIDELIA range of hand-built high-fidelity equipment includes two new models having provision for replaying stereophonic records with full tone control facilities. Known as the Imperial Stereophonic and the Major Stereophonic from their parent models they can be used with our stereophonic amplifiers or a pair of single channel amplifiers. All radio and gramophone controls are together simplifying both installation and operation.

Some other models in our range are:—

Imperial (Illustrated), VHF reception plus the full gramophone replaying facilities of a fine pre-amplifier/tone control unit. Price £20, or with our Major 10 watt amplifier, £38.

Major. VHF, Short, Medium and Long wave-bands. Bass and Treble controls, Gram. pre-amplifier for all types of monaural pick-ups. Price £28/10/-, or with our Major 10 watt amplifier £44.

Precision. VHF tuner unit £15, with pre-amplifier/tone control facilities, £20, or as a small radiogram chassis, £22.

Fidelia, Mk. I, Stereophonic amplifier with control Unit, £25.

All Hand-Built in the Fidelia tradition.

Demonstrations by appointment any time including weekends.



Catalogue of high fidelity equipment willingly on request. (Gd. for postage is appreciated.)

**ELECTRO
Acoustic
DEVELOPMENTS**

2 AMHURST ROAD,
TELSCOMBE CLIFFS,
Nr. Brighton
SUSSEX
Tel. Peasehaven 3156

PROOPS Walk-Around Shop

BROTHERS LIMITED · 52 TOTTENHAM COURT ROAD · LONDON W.1

LANgham 0141 · Hours 9-6, Thursday 9-1. OPEN ALL DAY SATURDAY


GEIGER COUNTER KIT

£4.17.6 (GUARANTEED PERFORMANCE)



Identical components to production model currently being supplied throughout the world. Three ranges—highly sensitive—light—portable—visual and audible response—pulse output socket. Ideal for introduction to radiation measurement and nucleonic circuitry. Circuit embodies U.K.A.E.A. patent. Specially moulded case locates components and standardizes wiring. Printed circuit plates for battery pack supplied. Batteries £2/15/3 extra. Spares, replacements and service permanently available. Supplied complete with fully illustrated assembly instructions and 40-page manual specially written for student, experimenter and radio amateur.

SPECIAL THIS MONTH



Accurately calibrated Flowmeter for the measurement of petrol, oil and similar fluids. Cast light alloy Transmitter unit 10 x 5in. dia. feeding a 4 x 3in. dia. Gallons Gone meter reading to a maximum of 999 gallons in tenths. Maximum flow 10 G.P.M. Operates from 24 v. D.C. Supplied complete with connecting pipe, securing clips, and sundry fittings. **BRAND NEW £4.10.0 post free.**

TEST GEAR

- TS. 92/AP. ALIGNMENT UNIT.** Modern, high-quality test set for plotting the bandwidth and adjusting the frequency response of I.F. and R.F. amplifiers. Probe signals between 15-500 Mc/s are rectified by a crystal detector and passed through a low-pass filter to the 6SA7 mixer oscillator stage of a highly sensitive conventional superhet circuit with two 6AC7 15 Mc/s I.F. stages and 6H6 detector. 115 volt 6X5G power pack in separate compartment of attractive lightweight black crackle case. Brand new. Complete with circuit diagram, technical use, and test data. **£7.10.0 Plus 10/- packing and carriage.**
- G.93 WAVEMETER. 2,300-3,100 Mc/s.** Precision cavity in robust case with HRO type dial. Complete with calibration charts. **£2.10.0 Plus 10/- packing and carriage.**
- TS. 288 'S' BAND WAVEMETER.** Exceptionally rugged silver plated micrometer tuned precision cavity covering 2,900-3,150 Mc/s. Resonance shown on 100 microamp meter. Brand New. **£15.15 Plus £1 packing and carriage.**
- TS. 61/AP. For 3,140-3,360 Mc/s.** BRAND NEW hand-tuned resonant cavity accurate to within 10 Mc/s. Relative power and resonance indicated on microammeter. **£3.10.0 Plus 10/- packing and carriage.**
- TS. 110/AP. ECHO BOX.** As TS.61/AP, but covering lower frequency range. **£3.10.0 Plus 7/6 packing and carriage.**
- TS. 184/AP. 70 cm. WAVEMETER.** Tuning stops adjustable to any 30 Mc/s Band within 400-470 Mc/s coverage. 6J6 Detector. 24-page instructions covering use as signal generator with 6 and 30 volt battery. BRAND NEW in light steel carrying case. **£2.10.0 Plus 7/6 packing and carriage.**
- W.1649 SIG.GEN/WAVEMETER.** Generator 140-240 Mc/s. Wavemeter 150-235 Mc/s. 4xEF.50. 1xDET Generator 140-240 Mc/s. Wavemeter 150-235 Mc/s. 4xEF.50. 1xDET.20. 5 Mc/s Xtal. 6.3 and 120 volt required. **£2.10.0 Plus 10/- packing and carriage.**

MODULATOR UNIT. Ex TR.1934/5/6.


Modern miniature unit associated with and similar to the type 373 9.72 Mc/s. IF strip. Only 5½in. long x 3in. wide x 3in. high with 4 screened B7G valves. Co-axial socket input to balanced primary of mu-metal microphone transformer with output from resistor bridge in secondary circuit for muting associated receiver. Microphone amplifier is a Brimar 9D6 variable-mu HF pentode RC coupled to a 7D9 pentode which feeds the centre tapped input transformer of two 6C4 triodes in push-pull. Output from substantial modulation transformer having alternative tap on secondary winding. Additional winding on input transformer provides output through co-ax for phone monitoring. Outputs and 6.3 and 250 volt inputs through short cable terminating in miniature multi-plug. New, complete with 4 valves, **£1 post free.**

Superb 3-way 4-bank TOGGLE SWITCH.

Made by Cutler Hammer for panel mounting, these will handle heavy loads or provide good isolation on sensitive circuits equally well. 12 terminals in single bakelite block with luminous button on long pear dolly. Provides 4 pole change-over with central "off" position, or various other combinations. Mounted by two flush fitting screws into captive nuts on 1 x 2in. face plate immediately behind dolly boss. Switch block size 1¼ x 1¼ x 1¼in. deep overall. Two for the spares box by return of post (while they last) for 4/-.

RECEIVER 1132A. 95-126 M/cs.

Further small supply of these well known, sensitive, highly stable, 11 valve monitoring receivers, which can be adjusted to tune Wrotham without alteration to wiring. Tuning meter, AVC or manual gain, BFO, Voltage stabiliser, 6J5 output, precision dial, rack mounting. Requires 6.3 and 250 volt to Jones plug at rear. As New **£4, carriage 10/-.**



8 WATT POWER TRANSISTORS

Continental manufacture, brand new, fully guaranteed, available shortly. Details on application wth S.A.E.

HIGH VOLTAGE RECTIFIERS 1616

Brand New. Two by return of post for 5/-, 4 pin base. Fil 2.5 v., 5 A., 130 mA. Peak inverse voltage 6,000.

MEGISTORS

Glass encapsulated 125, 1000 and 10,000 Megohms. 5 for 10/- post free.

TRANSFORMERS

Range of Potted "C" core Mains and Modulation Transformers just arrived. Brand New in individual cardboard "tins" at bargain prices. List for S.A.E.

TRANSFORMERS, 230-250 volts, 50 c/s.

Heater 6.3 v., 1.5 A., 6/6, plus 1/- post. Miniature mains: 230 v. at 40 mA. and 6.3 v. at 1.5 A., 12/6, plus 1/- post. Charging: 9 v. and 17 v. at 3 A., 15/6 post free. Mains isolating: 250 v./220 v. or 250 v./110-0-110 v. out OR double wound auto 250 v. in, 110 v. out, 5/-, plus 1/6 post.

HEADPHONES.

High resistance balanced armature **£1, post free.** Low resistance balanced armature **8/6, post free.**

MICROPHONES. All post free.

Acos crystal inserts, 4/6. American throat mic. switch socket, 3/-. Aircrew type, electro magnetic with switch, 2/-. Carbon type in black crackle case, 12/6.

POCKET MARCHING COMPASS.

In black plastic case with sighting reflector inside lid, luminous. Brand new, 12/6, plus 1/- post.

PRISMATIC TANK PERISCOPE.

American type, 7/6, post free.

R.F. UNIT—200 Mc/s.

With three 956 valves. 8 x 3 x 4in. 15/- post free.

APNI TRANSDUCER.

The heart of the "W.W." TV wobulator (described on page 252 of June 1956 issue). Brand new, 7/6 post free.

BOLT CROPPERS.

9in. long, extremely powerful, 2/6 post free. Folding type 18in. long—will cut through ½in. bolt, 7/6.

SERVO AND ELECTRONIC SALES LTD.

MOTOR ALTERNATOR SETS. Newton, output 200 v., 1,100 c.p.s., 3kVA. Input 415 v., 50 c.p.s. 3 ph. £72/10 (c.p.). Another, output 80 v., 2,000 c.p.s., 650 w., input 80 v. D.C., 170/- (carr. 20/-). Another, outputs 280 v., 400 c.p.s., 1,680 w. and 200 v., 400 c.p.s., 1,200 w., input 230 v., 50 c.p.s. 1 ph., 990/- (c.p.). Another, output 115 v., 400 c.p.s., 45 w., input 25 v. D.C., 120/- (carr. 7/-). **VARIABLE SPEED MOTORS.** 1/8 b.p., 115 v., 50/60 c.p.s. with Graham variable speed gearbox giving 0-166 r.p.m., 250/- (carr. 15/-). **RECTIFIER UNITS TYPE 13.** In 200-250 v. A.C.; Out 12+12 v. D.C. at 3 Amps., 92/8 (carriage 7/6). **RECTIFIER SMOOTHING UNITS.** Give two doubly choke/capacity smoothed outputs of 12 v., 3 a., or one of 24 v., 6 a., 19in. rack mounting, 37/6 (carr. 7/6). **INDICATOR UNITS TYPE 922A.** 1-VC97, 3-VR91, 2-VR64, 1-CV1285, 1-VT61, Perspex shield brilliance and focus controls, ideal for oscilloscope conversion or C.R.T. display unit, new, 37/6 (carr. 5/-). **HIGH STABILITY RESISTORS,** all 5% tol., 50 different ratings or values in every 100 at 25/- (p.p. 2/6). 1,000 at £10/5/- **TELCON TYPE 53C** coaxial chassis sockets, 10/- per 12 (p.p. 2/6). **100/- per gross (p.p. 7/6).** **GAM-CORRECTED POTENTIOMETERS** Type CLR 8302/384, 10K ad. 35/- (p.p. 3/-). **ADMIRALTY RESPONDER UNITS,** complete at 22/6 (carr. 5/-). **MINIATURE RELAYS** Type 4194GD 24 v. d.p.c.c. 20/- (p.p. 2/-). **NITROGOL CAPACITORS,** 400 v. wkg. 1uF, 2/3 (p.p. 3d.), 2uF, 2/9 (p.p. 3d.) 8uF 4/9 (p.p. 1/6). **BATTERY CHARGER TIMING RELAYS,** switch 25 v., 20 a., for 240 c.p.s. operation, 42/6 (p.p. 3/6). **AERIAL TUNING UNITS** with 0-8A 2in. H.F. meter, counter 0-9999 var. inductance etc., 12/6 (p.p. 3/-). **MINIATURE MERCURY SWITCHES,** s.p. on/off 4/- (p.p. 6d.). **TYPE 62 & 74 INDICATOR UNITS,** used condition, 35/- each. Offered to callers only (please phone to ensure availability). **AERIAL RIG BEARING INDICATOR KITS,** self-aligning, A.C. operated, write for data sheet A.R.D.1 (s.a.e.). **MINIATURE THYRATRON SET WITH 3-2D21's,** and 1-VL8631 delay switch, 22/6 per set (p.p. 2/-). **ADMIRALTY SOUND-POWERED TELEPHONE SETS,** complete with mounting, generator and neon indicator, used, but good condition, 75/- per pair (p.p. 8/6). **FULL-WAVE BRIDGE RECTIFIERS.** Set of 4 (tunnel-cooled rectifiers to give 24 v., 40 a., £9/10/-, to give 34 v., 4 a., £9/5/-, to give 24 v., 28 a., 26/5/-, all c.p. **POTENTIOMETERS,** 500 ohm 5 w., 2in. dia. with knob, 2/- each, 17/- doz., £9 per gross (p.p. 7d., 2/6, 12/6 resp.).

1, HOPTON PARADE, STREATHAM HIGH ROAD, LONDON, S.W.16
Streatham 6165. Terms: Nett C.W.O., monthly app'd A/C's.

J. P. WRIGHT

TERMS: Cash with order. All orders despatched same day. 6d. per item postage. Post free over £3. 5% discount on orders of £10 or over.

1RS	7/6	EB91	6/6	EL81	13/6
1S5	6/6	EBC33	9/-	EL90	9/-
1T4	6/6	EBC90	7/6	EY86	12/6
6AQ5	8/-	EBF80	9/-	EZ80'	8/6
6BA6	6/6	EBF89	10/6	EZ81	9/-
6BW6	9/-	ECC81	9/6	EZ90	6/-
6D2	6/6	ECC82	10/6	OC45	18/6
6K7	4/6	ECC83	9/-	OC71	14/-
6K8	9/-	ECC85	8/6	PCC84	10/6
6L18	12/-	ECH35	10/-	PCC88	18/6
6X4	6/-	ECH81	9/6	PCL82	12/-
7S7	10/-	ECL80	12/6	U26	13/-
7Y4	9/6	EF36	13/-	UAF42	10/-
9BW6	9/6	EF39	6/-	UCL83	16/6
12AH8	10/-	EF41	9/6	UF41	10/6
12AT7	9/6	EF50	6/-	UF80	12/-
12AU7	10/6	EF80	9/6	UL84	10/-
12AX7	9/-	EF85	9/6	UY41	7/6
12BE6	9/6	EF92	9/6	UY85	7/6
EABC80	9/6	EL32	7/6	Z66	18/-

Collaro "Conquest" 4-speed Autochanger, £7/5/- carr. free.
About a thousand other types of valves and components. **LISTS FREE.**

1A SHOTTON STREET DONCASTER

TAKE THE PROBLEMS

OUT OF SOLDERING

HENLEY SOLON

TRADE MARK

FOR 25 YEARS THE BEST ELECTRIC SOLDERING IRON

65 watt round pencil bit (Illustrated)

RELIABLE SPEEDY LONG-LASTING

Leaflets on request from: **W. T. HENLEY'S TELEGRAPH WORKS CO. LTD**

Engineering Sales Department, 59-62 High Holborn, London, W.C.1
Tel: CHAncery 4361


A MAJOR PROBLEM?

Skymasts

WRITE TO

BEADON GARAGE BEADON ROAD LONDON W6 Telephone RIVerside 1124 and 7878

59 GNS.—"17"



A full specification 17" Television Receiver to Spencer-West standands now available at your Dealers.

Remarkable performance and priced at 59 Gns. only complete.

For leaflet apply to:

SPENCER-WEST LTD.
GT. YARMOUTH, NORFOLK

NEW BOOKS ON RADIO & TELEVISION

- Servicing Transistor Radios by L. D'Airo. Postage 1/-..... 23/-
 - Electronic Organ for the Home Constructor by A. Douglas. Postage 1/3..... 15/-
 - R.S.G.B. Call Book 1959 issue. Postage 6d..... 3/6
 - Television Engineers Pocket Book by Hawker. 2nd edition. Postage 9d..... 12/6
 - World Radio Handbook by Hans Johansen. 1959 issue. Postage 1/-... 14/6
 - A Guide to Amateur Radio. 7th edition. Postage 6d..... 3/6
 - How to get the best out of your Tape Recorder by P. Guy. Postage 8d..... 8/6
 - Tape Recording as a Pastime by Arnison and Gardner. Postage 1/-... 15/-
 - Audio Measurements by Crowhurst. Postage 1/-..... 23/-
 - International Radio Tube Encyclopaedia. 3rd edition by Babani. Postage 2/6..... 63/-
- A full range of Slide Rules and Drawing Instrument Sets in Stock. Send for lists.

UNIVERSAL BOOK CO.
12 LITTLE NEWPORT STREET, LONDON, W.C.2 (adjoining Lisle Street).

you can build a quality **TAPE RECORDER**

with the **'ASPDEN'** Tape Recorder Kits

TAPE DECK KITS
Two models, 5in. or 7in. spools, two speeds, twin track, ferroxcube heads, finest motor, and complete assembly instructions.
Compact model 582 kit £8 5 0
Standard model 782 kit..... £9 5 0
Assembled and tested 30/- extra.

And the **RECORD/REPLAY AMPLIFIER KIT**, 2½ watt, neon indicator, without valves, £5/18/-.
POWER PACK KIT for above, less valve, £2/18/6. Carr. extra.

As Mr. R. W. M., of Plymouth, who writes: "I have just completed the construction of your tape recorder and find results excellent, comparable with anything I have heard before." For lasting pleasure as Mr. P. L., of Bournemouth, who writes: "I've had one of your decks for 2 years now and have had great pleasure from it, the reproduction is amazing."

Why not build one now. Send STAMP for full particulars to:—
W. S. ASPDEN
Stanley Works, Clevedon Road, Blackpool, Lancs.

RADIO CLEARANCE LTD.

TRADE ENQUIRIES INVITED

27, TOTTENHAM COURT RD., LONDON, W.1.
The oldest Component Specialists in the trade

Telephone: MUSEUM 9188
EST. 30 YRS.

ELECTROLYTIC CONDENSERS—WE HOLD THE LARGEST STOCK OF ELECTROLYTICS IN ENGLAND
ABBREVIATIONS: C. Clip mounting tag ends. P. Prong mounting. T. Tag ended. S. Sleeved. W. Wire ended.

SINGLES					DOUBLES					TRIPLES Etc.					
Capacity (Mfds.)	Wkg. Volts	Size	Type	Price	Capacity (Mfds.)	Wkg. Volts	Size	Type	Price	Capacity (Mfds.)	Wkg. Volts	Size	Type	Price	
1	275	1 1/2 x 1 1/2	W/S	1/-	500	12	1 1/2 x 2	T	1.0d.	50+50	50	300	1 1/2 x 2	P	2/9
2	200	1 1/2 x 1 1/2	W	1/-	500	25	1 1/2 x 2	C/S	1/3	50+50	300	1 1/2 x 2	T	3/-	
4	150	1 1/2 x 1 1/2	W	1/-	500	100	2 1/2 x 4 1/2	C/S	1/6	50+50	300	1 1/2 x 2	P	3/-	
4	150	1 1/2 x 1 1/2	T/S	1.0d.	1000	25	1 1/2 x 3	C	1/3	50+50	300	1 1/2 x 3	P	3/-	
4	150	1 1/2 x 1 1/2	W	1/-	3000	25	1 1/2 x 4 1/2	C	4/-	60+100	275	1 1/2 x 3	C	3/9	
8	150	1 1/2 x 1 1/2	W	1/-	75 (Rev)	12	1 1/2 x 3	C	1.0d.	65+100	250	1 1/2 x 3	P	3/9	
8	150	1 1/2 x 1 1/2	T	9d.	80	450	1 1/2 x 3	W/S	2/6	60+200	275	1 1/2 x 4 1/2	C	4/-	
8	450	1 1/2 x 2 1/2	C	2/-	100	12	1 1/2 x 1 1/2	W/S	1/-	60+250	275	1 1/2 x 4 1/2	C	4/-	
8	450	1 1/2 x 1 1/2	W/S	1/11	100	25	1 1/2 x 1 1/2	T	1/4	100+250	375	1 1/2 x 4 1/2	C	5/6	
10	25	1 1/2 x 1 1/2	W	1/-	100	25	1 1/2 x 1 1/2	T/S	1/3	100+25	250	1 1/2 x 4 1/2	C	6/-	
10	15	1 1/2 x 1 1/2	W/S	1/6	100	25	1 1/2 x 1 1/2	W/S	1.0d.	100+100	190	1 1/2 x 2	P	1/6	
10	450	1 1/2 x 2	W/S	1/9	100	270	1 1/2 x 2	C	2/3	100+100	275	1 1/2 x 3	C	3/6	
16	150	1 1/2 x 1 1/2	T/S	1/-	100	275	1 1/2 x 3	C	2/9	100+200	25	1 x 2	IP	1/-	
16	275	1 1/2 x 2	T	1/3	100	275	1 1/2 x 2	C/S	2/6	100+200	250	1 1/2 x 4 1/2	C	4/6	
16	350	1 1/2 x 2	P	1/6	100	300	1 1/2 x 3	P/S	2/6	100+200	275	1 1/2 x 4 1/2	C	5/6	
16	350	1 1/2 x 2	T	1/9	100	300	1 1/2 x 3	P	2/9	100+200	250	1 1/2 x 4 1/2	C	6/-	
16	375	1 1/2 x 4	C	2/-	150	25	1 x 2	T	1/-	100+400	275	2 x 4	C	4/6	
16	450	1 1/2 x 2	C	2/-	150	150	1 x 3	W/S	1/6						
20	150	1 1/2 x 1	T/W	1/-	200	25	1 1/2 x 1 1/2	T	1.0d.						
20	450	1 1/2 x 2	W/S	2/-	200	35	1 x 1 1/2	T/S	1.0d.						
20	450	1 1/2 x 2	T/S	2/-	200	250	1 1/2 x 3	C/S	2/6						
25	25	1 1/2 x 1 1/2	T/S	1.0d.	200	275	1 1/2 x 3	C	2/6						
25	25	1 1/2 x 1 1/2	W/S	1/9	250	6	1 x 2	T/S	1/-						
25	50	1 1/2 x 1 1/2	W/S	1/-	250	12	1 1/2 x 1 1/2	W	1/-						
25	350	1 1/2 x 1 1/2	W	2/-	250	12	1 1/2 x 1 1/2	W/S	1/3						
32	275	1 1/2 x 2	O	1/9	250	25	1 x 2	C	1/-						
32	275	1 1/2 x 2	P	1/6	250	25	1 1/2 x 1 1/2	C/S	1/3						
32	350	1 1/2 x 2	T/S	1.0d.	250	25	1 1/2 x 1 1/2	W/T	1/3						
40	150	1 1/2 x 2	W/S	1/-	250	25	1 1/2 x 1 1/2	W/S	1/3						
40	350	1 1/2 x 2	P	2/-	250	50	1 x 2	C	1/6						
40	450	1 1/2 x 3	W/S	2/6	250	150	1 1/2 x 3	P	1/3						
50	25	1 1/2 x 1 1/2	T	1/3	250	300	1 1/2 x 2	T	1/6						
50	50	1 1/2 x 1 1/2	T	1/3	400 (Rev)	6	1 x 2	P	1.0d.						
50	50	1 1/2 x 1 1/2	W/S	1/6	500	6	1 x 1 1/2	T	1.0d.						
50	150	1 1/2 x 2	W/S	1/-	500	6	1 x 2	C	1.0d.						
50	350	1 1/2 x 2	W/S	2/3	500	12	1 1/2 x 1 1/2	T	1/-						

All voltages quoted are WORKING. STAMPED AND ADDRESSED ENVELOPE WITH any enquiry, please. PLEASE ALLOW FULL POSTAGE AND PACKING CHARGES.

MINIATURE BIAS CONDENSERS
25 MFD. 25 v. 50 MFD. 12 v. 50 MFD. 25 v. Min. x Min. 1/6 each.
25 MFD. 50 v. Min. x 1/4 in. 1/9.

SUB MINIATURE METALLISED PAPER CONDENSERS.
Min. x Min. 100 v working
.005 MFD., .0022 MFD., .002 MFD., .001 MFD., 8d. each, 1/1 MFD., .02 MFD. Price 9d. each .04 MFD. 1.0d.

DISC CERAMIC CONDENSERS 500 v. Wkg.
500 PF., .001 MFD., .0025 MFD., .002 MFD., .003 MFD., .005 MFD. 6d. each .01 MFD. 9d.

VARIABLE GANG CONDENSERS
Twin Gang. 20 pF. Ideal for P.M. 2in. x 1 1/2 in. x 1in. 2/-
Twin Gang. .0005 MFD. 2 1/2 in. x 2 in. x 1in. Spindle 3/4 in., 4/-
Min. Twin Gang. .0005 MFD. 2 1/2 in. x 1 1/2 in. x 1 1/2 in. Spindle 1/2 in. 5/6.
Min. Twin Gang. .0005 MFD. 2 1/2 in. x 1 1/2 in. x 1 1/2 in. Spindle 1/2 in. with trimmers. 8/6.
Twin Gang. Geared with SM 3/6.

TRANSISTOR GANG CONDENSERS
with Intermediate screen as specified for MULLARD Transistor circuits, 9/6.
As above with switch for L.W. pre-selection. 11/-.

SUB MINIATURE TRANSISTOR COILS
Set of 3 I.F. Transformers 470 Kcs plus Oscillator coil
As specified for Mullard Circuits 23/6 complete.
As specified for Mazda Circuits 23/6 complete.

SWITCHES ROTARY
Size 1 1/8 in. dia. 2in. spindles. Price 2/11 each.
1 pole 10 way. 1 pole 13 way. 2 pole 2 way. 2 pole 3 way.
2 pole 4 way. 2 pole 5 way. 2 pole 6 way. 3 pole 3 way.
3 pole 4 way. 4 pole 3 way.

SUB MINIATURE CARBON POTS
1K, 2K, 5K, 50K, 220K, 330K, 1M, 2/- each. 5M with switch, 4/6. 5K, 1/6, 500K preset 1/-, 1M with Rect., 2/-
Transistor Pots, 1/6.

POTMETERS CARBON
Moulded Tracks. Diam. 1in., 2 1/2 in. spindles, 5K, 10K, 25K. Linear only. 50K, 100K, 250K, 500K, 1M, 2M, Log or Linear, loss switch, 2/6 each. With switch, 4/6.

TV PRESET CONTROLS
Knurled knob and BSA fixing holes. Diam. 1in. 5K, 25K, 50K 100K 250K 500K 2M 1/3 each. 25K wire wound. 1/6.

SUB MINIATURE ELECTROLYTIC CONDENSERS—SLEEVED—AD at 2/3 each.
1 mfd. 12 v., 25 mfd. 15 v., 2.6-8-10 mfd. 8 v., 2.6-8-10 12-16-30-50 mfd. 8 v., 1 mfd. 10 v., 30 mfd. 12 v., 2.8 mfd. 15 v., 4 mfd. 16 mfd. 30 v., 2 mfd. 40 v.

WIMA TROPIDUR PAPER CONDENSERS
Small non-inductive, insulated, high-grade capacitors 500 v. working. 680 pf., 1,000 pf., 1,500 pf., 2,200 pf., 7d each. 3,300 pf. 8d. 5,000 pf. 6,800 pf., 01 mfd., 012 mfd. 9d. each. 022 mfd. 1.0d. 05 mfd. 1.1d. 1 mfd. 1/2. 1 mfd. 250 v. 1/1. 25 mfd. 1/6. 5 mfd. 1/9.

VALVE HOLDERS
4 pin Brit. Pax. 2d. 4 pin U X Amp. 7d. 5 pin Brit. Pax. 2d. 7 pin Brit. Pax. 3d. 9 pin Brit. Amp. 4d. Int. C63 Pax. 3d. Mazda Octal Pax. 3d. Loctal Amp. 6d. B7G Pax. 6d. B7G P.T.F.E. 8d. B7G Cer. with saddle an. valve retaining spring 1/-. B8A Pax. 4d. B8A Amp. 6d. B8A Cer. 8d. B8A Pax. 6d. B8A Amp. 8d. B8A Amp. with skirt 10d. B8A Cer. 10d. B8A Cer. with saddle and valve retaining spring 1/-. B8A ceramic with skirt 1/-. B8A printed circuit 1/- B8A Valve Caps 6d.

WIREWOUND POTS
Min. 6Ω 1 1/2 spindle, 2/- 100Ω Coverta. 2/- 500Ω Pre-sets. 1/6. 5K Coverta. 2/6.

BLOCK CONDENSERS
1. 25 mfd., 5 mfd., 1 mfd., 680 v. bathtub 1/6 each. 1 mfd. 100 v. 1/3. 5+5 mfd. 400 v. 1/6. 2 mfd. 400 or 600 v. 2/6. 4 mfd. 1,000 v. 6/6. 4 mfd. 2,000 v. 8/6. 8 mfd. 1,000 v. 8/6. 8 mfd. 1,500 v. 9/6.

METAL RECTIFIERS
G.E.C. 250 v. 250 ma. T.V. Price 10/-
Westinghouse. 16 BD. 2.2.8.1. 7/-
Westinghouse. 16 RC. 1.1.16.1. 4/9.

T.V. COMPONENTS
34 Mc/s. I.F. Transformers. Size 1 1/2 x 1 1/2. 1/6.
32 Mc/s. I.F. Transformers. Series link. Size 1 1/2 x 1 1/2 x 2 1/2. Frame Output Transformers. Wide angle, 4/6.
Focus Magnets. Adjustable for 14in. tetrode, 4/6.
Line Output Transformers. Ferrax 21/-.
8pin Coils, wide angle, 15/-.


MISCELLANEOUS
Vibrators, Pleesey 6 SR5DT Sync. 7 pin. 7/6. Bulldog Clips. 9d. Crocodile Clips. 4d. Toggle Switches, 1/- Min. 1PT 470 Kcs, 7/6 and 8/6 pair Ion Traps, 1/6. Coax Plugs and Sockets, 2/2 pair. Thin screened Pick-up Wire, 1/- yd. Min. Mains Transformer, tapped, auto Pri. 130/170 v., 50 ma. Sec. 4/6. Min. Mains Transformer, 6 tapped P/s. 220 v. 35 ma. Sec. with 16 v. 5 amp. 8/11.
Bayonet Pilot Lamp, 6 and 12 v., 6d. each. T.V. Fanis with 6 pre-set controls 5/6. Condenser Clips, 1in. and 1 1/4 in., 6d. each. Parmeco Smoothing Choke, 8/9 Hy 100 ma., 6/6. Thermo-couple Terminals, 350 ma., 2/6. 500 pf. 15 Kv., 2.6. 1,000 pf. 20 Kv. Visconal 5/6. Sprague .01 mfd., 1,000 v. 6d.

FOR CALLERS ONLY
FERRITE RODS
5in. x 1/4 in. 1.0d. 8in. x 1/4 in. 1/3. 4in. x 1/8 in. 1.0d. 5in. x 3/8 in. 1/-, 6in. x 3/8 in. 1/3. 8in. x 3/8 in. 1/3. 8in. x 1/2 in. 1/3. 4in. x 1/4 in. 2/3. 4in. x 1/8 in. 1/6. 5in. x 1/4 in. 2/3. 4in. x 1/4 in. oval 2/3. 8in. x 1/8 in. x 1/2 in. 2/- T.V. Masks, 14in. Tube, 3/-.
P.M. Speakers, 8in. 3 ohm. 15/-.
Elliptical Speakers, 7in x 4in. 12/6.
M.W. Frame Aerials on alloy plate, 1/6.

WIRE WOUND RESISTORS
5 watt size. 1/4 in. x 1 1/2 in. 1.0d. each.
7.5 Ω. 8 Ω. 10 Ω. 12 Ω. 27 Ω. 30 Ω. 33 Ω. 34 Ω. 36 Ω. 43 Ω. 47 Ω. 50 Ω. 54 Ω. 55 Ω. 56 Ω. 60 Ω. 66 Ω. 67 Ω. 80 Ω. 75 Ω. 80 Ω. 82 Ω. 110 Ω. 170 Ω. 180 Ω. 300 Ω. 320 Ω. 330 Ω. 470 Ω. 500 Ω. 560 Ω. 600 Ω. 620 Ω. 800 Ω. 820 Ω. 940 Ω. 1.1 K. 1.3 K. 1.4 K. 1.6 K. 1.8 K. 1.9 K. 2 K. 2.2 K. 2.4 K. 2.7 K. 3 K. 3.3 K. 3.6 K. 4.7 K. 5 K. 5.6 K. 6.2 K. 6.8 K. 7 K. 8.2 K.
6 watt size. 1/4 in. x 1 1/2 in. 1/- each.
47 Ω. 100 Ω. 300 Ω. 350 Ω. 470 Ω. 500 Ω. 500 Ω. 680 Ω. 1 K. 1.3 K. 2 K. 2.7 K. 3 K. 3.3 K. 4.3 K. 4.7 K. 5.1 K. 5.6 K. 6.2 K. 6.8 K. 7 K. 8.2 K. 11 K. 13 K.
7 watt size. 1/4 in. x 1 1/2 in. 1/- each.
10 Ω. 12 Ω. 33 Ω. 45 Ω. 50 Ω. 55 Ω. 67 Ω. 60 Ω. 120 Ω. 470 Ω. 600 Ω. 620 Ω. 680 Ω. 800 Ω. 820 Ω. 1.6 K. 1.8 K. 3.3 K. 3.7 K. 3.8 K. 4.3 K. 4.7 K. 5 K. 7 K. 11 K. 12.5 K. 13 K. 14 K. 17 K.

SPECIAL OFFERS
50 Assorted wax tubular Condensers—guaranteed. 6/-
100 assorted Eric 1+1 watt resistors. 12/6
1 gross packets B&N Nuts and Bolts. 2/6 pkt.

We have a large selection of Transformers, Droppers, Silver Micars, Trimmers, Ceramics, Waxed Paper Condensers, Min Mica Condensers, Chokes, Metallised Tubular Condensers, Hi-Stab Resistors and Transistor Components far too numerous to advertise. Why not pay us a visit when next in town? **TERMS OF BUSINESS: CASH WITH ORDER OR C.O.D. ON ORDERS OVER 10/-.**



NEWMARK
RESEARCH AND DEVELOPMENT
LABORATORIES SITUATED NEAR
THE ATTRACTIVE SURREY KENT
BORDER AT NEW ADDINGTON

The name 'Newmark' embraces a rapidly expanding group of companies with international connections, already well established in the micro precision and electronic engineering fields including such diverse applications as stabilising and autopilot equipment for fixed wing aircraft and helicopters, quality control instrumentation, components for industrial control systems and analogue computers.

Industrial Market Research Teams in the U.S.A. Europe and Great Britain are bringing in new work with interesting problems and new challenges.

The laboratories' commitments are expanding rapidly and we require to appoint-

SENIOR
DEVELOPMENT
ENGINEERS

QUALIFICATIONS An honours degree in electrical engineering or physics and experience in electronics, electro-mechanisms, instruments or servo mechanisms. Qualities of leadership and initiative required.

DEVELOPMENT
ENGINEERS

QUALIFICATIONS Degree in electrical engineering or physics or H.N.C. in electrical engineering or equivalent. Experience in electronics or precision engineering an advantage.

TECHNICAL WRITERS · DESIGNERS
DRAUGHTSMEN

All posts carry attractive salaries with excellent opportunities for advancement.

Applications should be submitted with full details of qualifications and experience in the first instance to-

Personnel Officer, F Division
Louls Newmark Ltd., Prefect Works, Purley Way
Croydon, Surrey

MARCONI INSTRUMENTS LTD.

Technical Personnel Required

SENIOR & JUNIOR ELECTRICAL DESIGN ENGINEERS

SENIOR & JUNIOR MECHANICAL DESIGN ENGINEERS

DUTIES: To undertake the design of Test Equipment covering practically the whole electronic field, including Telecommunication, Guided Weapons and Nucleonics. Considerable personal responsibility and freedom is given, and there are no set rules regarding the number of people engaged on a project, the allocation of project leaders, etc.

QUALIFICATIONS: The ability to design equipment and aggressively progress a project through to the stage where a model is made and the information is available for a production drawing office. Senior engineers are usually of B.Sc. standard with practical experience in measuring techniques, while junior engineers are often Graduate Members of one of the Professional Institutions, or have similar qualifications, but this is in no way mandatory. The ability to progress the project through to a satisfactory conclusion is the prime requirement. Due to expanding activities, men with drive and initiative can be sure of progressive advancement.

Comprehensive pension and assurance schemes are in operation, and Canteen and Social Club facilities are provided.

Call any day including Saturday mornings at,

MARCONI INSTRUMENTS LTD.

LONGACRES, HATFIELD ROAD,
ST. ALBANS, HERTS.

or write giving full details to Dept. C.P.S., Marconi House, 336/7, Strand, London, W.C.2., quoting reference WW 2970Y.

CINTEL

Staff are ENGINEERS
required in an increasing programme of electronic engineering development and manufacture of high-grade television transmission equipment. **JUNIOR ENGINEERS**
Excellent opportunities exist for men of first class ability and experience. **5 day week · Pension Scheme · Canteen and 1 minute Bus and Rail Services**


to be responsible for the design of a variety of electronic and television transmission equipment. Applications are invited from men with experience in such development work and also those with experience of engineering such equipment for economic production. Degree standard or proven equivalent experience is required.

with H.N.C. or equivalent standard, to assist in above work, or to undertake some projects on their own initiative.

RANK CINTEL LIMITED
Worsley Bridge Rd · Lower Sydenham · SE26

Write, with full particulars of age, experience and salary required to

JOIN THE SUCCESSFUL 'BLOODHOUND' TEAM AT FERRANTI LTD.



If your interests are in RADAR, DIGITAL COMPUTERS, SERVO-MECHANISMS, CONTROL SYSTEMS, ELECTRO-MECHANICAL INSTRUMENTS OR TRANSISTOR APPLICATIONS, there are STAFF vacancies in

- 1 RESEARCH & DEVELOPMENT, calling for a degree or H.N.C. or diploma in engineering, physics or mathematics.
- 2 PERFORMANCE TESTING & TEST GEAR DESIGN. The normal minimum qualification is O.N.C. in electrical engineering, but candidates without academic qualifications may be considered provided they have good previous experience of electronic equipment.

Vacancies are at the Wythenshawe (South Manchester) and Moston branches of the Company. Write for an application form to T. J. LUNT, Staff Manager, FERRANTI LTD., Hollinwood, Lancs., quoting ref. DB.



TWO PROTOTYPE TEST ENGINEERS

are required by the G.E.C. Applied Electronics Laboratories for work on Guided Weapons and Radar Equipment. Applicants from the Forces should be Ex-Naval R.E.A.s or R.A.F. radar fitters, men from industry should have had at least four years' Test or Maintenance experience on radar or similar types of Electronic Equipment. Qualifications will be considered an advantage but not essential. The posts are pensionable and afford good opportunities of advancement for men with ability and initiative.

Applications should be made to the Personnel Officer,

**The General Electric Co. Ltd.,
Applied Electronics Laboratories,
Brown's Lane, Allesley, Coventry.
Ref. EHM/RRB.**



**The BRITISH
BROADCASTING
CORPORATION**

Opportunities for Engineers

Vacancies exist in the Transmitter Department, for Engineers who are citizens of the United Kingdom and are between 20 and 30 years of age.

The minimum qualifications include two years' practical experience, other than operational, in electronics, radio or telecommunications gained either in H.M. Forces or in Industry. The Higher National Certificate in Electrical Engineering or the City and Guilds of London Institute Final Certificate in Telecommunications Engineering or an equivalent academic qualification.

Successful applicants are normally appointed to high-power, short-wave transmitting stations for initial training prior to a 14 weeks' course at the Engineering Training School, a fully residential establishment at Evesham, Worcs. After training, engineers will be posted to a transmitting station within the United Kingdom although, preference for a particular area will always be considered.

The starting salary for these posts is £705 p.a. and rises by annual increments to £1,160 p.a. There are good opportunities for promotion to more highly graded posts. Further particulars and application form may be obtained from Engineering Recruitment Officer, Broadcasting House, London, W.1, quoting reference: EX. 203, W.W.



**FERRANTI LTD.
EDINBURGH**

due to increased commitments in the

ELECTRONIC TEST DEPARTMENT

there are vacancies for

TRAINED ENGINEERS

in the following fields:

(1) **DESIGNERS** of electronic test equipment covering a very wide range and including pulse techniques.

(2) **DIAGNOSERS AND TECHNICAL ADVISERS** concerned with new electronic equipments.

(3) **SENIOR TESTERS** for prototype testing. The vacancies require men of ability and experience, preferably with technical qualifications. Graduates or engineers of equivalent status will be given preference in the first two posts. Applications, indicating the post applied for, should be addressed to the Personnel Officer, Ferranti Limited, Ferry Road, Edinburgh, 5, quoting Ref. ETD/59.

ELECTRONIC PROCESS PLANNING ENGINEER

A well-established engineering company situated in West Middlesex has an opening for a qualified **Process Planning Engineer** at present engaged in the electronics engineering industry.

Applicants must be well experienced in modern production methods as related to large quantity output, in the manufacture of component parts as used in radio, television and computers; must be accustomed to establishing production procedure in detail, the design of necessary equipment, jigs and tools, and supplying the initial instruction to production shops.

Applicants should provide full information regarding technical education, training and industrial experience, and state names of previous employers and positions held, by letter. The salary envisaged would range from £800 to £1,000 per annum, according to qualifications and experience, with excellent prospects for advancement.

Box No. 1066 c/o "Wireless World."

SPERRY GUIDANCE AND CONTROL SPECIALISTS

Due to continued expansion of our Research and Development teams associated with "Seaslug" and the Long Range Ballistic Missile we have vacancies for experienced qualified personnel. The equipment dealt with is concerned with precision measurement, computation and instrument servo systems.

ELECTRONIC, ELECTRO-MECHANICAL AND MECHANICAL ENGINEERS at Senior and Intermediate levels for design and development posts concerned with precision navigation equipments, components, and techniques on both the L.R.B.M. and "Seaslug" projects.

DIGITAL ENGINEER to design and develop digital computers for airborne use involving integrators, multipliers, storage units and equipment for remote adjustment and setting of digital quantities.

SYSTEMS ENGINEERS to co-ordinate testing of a complete electro-mechanical precision instrument servo system, and to carry out design studies for, and the design of, more advanced systems.

MATHEMATICIANS OR PHYSICISTS for theoretical analysis of the performance of systems, design studies, and the analysis of flight trials data.

TEST FIXTURES ENGINEER to direct Technical Assistants and D.O. personnel in designing and engineering a range of specialised complex electro-mechanical test fixtures.

TRIALS ENGINEERS for the L.R.B.M. to accept full responsibility for testing and preparation for trials of important parts of the system. After training, long periods away from base will be entailed both in the U.K. and abroad, and salary and conditions of service will be appropriately attractive.

DEVELOPMENT ASSISTANTS with H.N.C. or O.N.C. primarily for laboratory experimental work, with a certain amount of theoretical work on occasion.

TRIALS ASSISTANTS for technical admin. and liaison duties.

PHOTOGRAPHER for technical publications and handbooks etc.

We are seeking professionally qualified experienced personnel and are prepared to reward them accordingly. Conditions of work will be first class in well equipped new laboratories. Housing is available. Pension Scheme, Canteen.

Please write giving full details or requesting Application Form to R. W. H. Lubbock, B.Sc.

SPERRY GYROSCOPE CO. LTD. BRACKNELL, BERKS.

DIGITAL COMPUTERS

ENGINEERS, PHYSICISTS and TECHNICIANS, age approximately 20-35 years, with a knowledge of electronics, are required for technical supervision and maintenance of "National-Elliott 405" digital computer installations in London, the Midlands and the North. There are also vacancies in connection with **TEST EQUIPMENT DEVELOPMENT and COMPUTER TRAINING**.

Experience in digital computer techniques, although an advantage, is not essential.

Please apply in writing to

**The Personal Manager,
The National Cash Register Co. Ltd.
206-216 Marylebone Road,
London, N.W.1.**

RESEARCH & DEVELOPMENT in a

UNIQUE & CHALLENGING FIELD

ELECTRONIC ENGINEERS (Senior and Junior)

are required by

COTTAGE LABORATORIES LTD.
Portsmouth Road, Cobham, Surrey.

for the expansion of work on vital defence projects of a specialised and highly interesting nature.

The positions are permanent and pensionable with excellent prospects of advancement. Starting salaries up to £1,400.

First-class working conditions, up to the minute equipment, five-day week and all the amenities of a well-established and progressive company.

Write to the Chief Engineer at the above address or telephone Cobham 3191. All applications treated in absolute confidence.

ELECTRONIC MECHANICS

are required by the

UNITED KINGDOM**ATOMIC ENERGY AUTHORITY**

(Industrial Group)

for

Windscale and Calder Works, Sellafield, Seascale,
Cumberland.Chapelcross Works, Annan, Dumfriesshire,
Scotland.Dounreay Experimental Reactor Establishment,
Thurso, Caithness, Scotland.

Applications are invited from experienced men with a knowledge of electronic equipment for fault diagnosis, repair and calibration of a wide range of instruments used in nuclear reactors, radiation laboratories and chemical plant. This interesting work involves the maintenance of instruments using pulse techniques, wide band and noise amplifiers, pulse amplitude analysers, counting circuits and television.

Men with Services, Industrial or Commercial background of Radar, Radio or Television are invited to write for further information. Training in our Instrument School will be given to successful applicants.

There are accommodation, housing and lodging allowance arrangements.

Applications to:

The Works Labour Manager
(at the appropriate Works address)

WOLSEY ELECTRONICS LTD.

Cray Ave., St. Mary Cray
Orpington, Kent

requires a

SENIOR DEVELOPMENT ENGINEER

for Antenna and RF development. St. Mary Cray is 25 Minutes from Holborn Viaduct. Applicants must be qualified GRAD Brit IRE., GRAD IEE or at least equivalent, preferably specialising in RF work. The Company is making excellent progress in its market due to a policy of continuous improvement in design and manufacture. The Lab is adequately equipped and is considered an important unit of the business. This is a happy firm with an informal but vigorous character. Candidates should expect to use continuous effort, which however will be properly appreciated by the management. Salary for this appointment from £1,000 upwards according to qualifications and ability. Applications originally in writing please to R. S. Roberts, M. Brit IRE, Sen MIRE, at above address.

be an
ELECTRONIC ENGINEER

with

*Advance***PROJECT ENGINEERS**

Subject to a broad and reasonable directive you will be fully responsible for the design of instruments from conception to quantity production. We feel this needs a degree, or equivalent, and some years of experience in designing for production. A post also exists for a specialist Engineer to design all types of attenuators L.F. to 4,000 Mc/s.

ASSISTANT ENGINEERS

Work with Project Engineers on interesting instrument development. You must have good experience of electronics or have qualifications to H.N.C.

TEST GEAR ENGINEER

To assist with construction and design of special test apparatus. O.N.C. or equivalent.

If you've got drive, have the ability to overcome difficulties, and appreciate the real meaning of a "target," we offer a position in an active growing company that will earn for you the most substantial rewards.

You can do justice to your qualifications at

Advance

Write to Robert Gooday (Chief Engineer),

ADVANCE COMPONENTS LIMITED
HAINAULT • ILFORD • ESSEX

THE DE HAVILLAND ENGINE COMPANY LIMITED
has vacancies for qualified
ELECTRONIC ENGINEERS

The work is concerned with specialised equipment applicable to development and research on Rocket Motors and Gas Turbine Engines. Interesting work in congenial conditions.

Applicants should preferably possess a degree, but those having experience in this field will also be considered.

Applications, quoting reference SC 809, should give full details of qualifications and experience and be sent to:

The Personnel Officer,
THE DE HAVILLAND ENGINE COMPANY LIMITED
Stag Lane, EDGWARE, Middlesex.

E.M.I.

Research Laboratories require

an Electrical Engineer or Physicist for work on new Stereophonic Transmission Systems.

Applicants should preferably possess a degree or equivalent professional qualification, and should have some experience of acoustic work and circuit design at audio frequencies.

This appointment carries opportunities for original contributions in an interesting experimental field. It is permanent and pensionable. The salary offered will be assessed according to age and qualifications.

Please apply giving full details to Personnel Department, RL/26, E.M.I. Ltd., Blyth Road, Hayes, Middx.

ELECTRONIC INSPECTING ENGINEERS

We invite applications from young men with a knowledge of radio up to 2nd year O.H.C. to inspect radar equipments in the final stages of assembly. Apply to Personnel Officer, DECCA RADAR LIMITED, 2 Tolworth Rise, Surrey.

BUSH RADIO LTD.

invite applications for positions in

TEST GEAR LABORATORY

Please apply giving details of education, qualifications, experience to Personnel Manager, Bush Radio Ltd., Power Road, W.4.

OPPORTUNITIES IN RADIO



Get this FREE Book!

'ENGINEERING OPPORTUNITIES'

reveals how you can become technically qualified at home for a highly paid key-appointment in the vast Radio and Television Industry. In 148 pages of intensely interesting matter, it includes full details of our up-to-the-minute home study course in all branches of TELEVISION and RADIO, A.M. Brit. I. R. E., City & Guilds, Special Television, Servicing, Sound Film Projection, Short Wave, High Frequency and General Wireless Courses.

We definitely Guarantee

"NO PASS—NO FEE"

If you're earning less than £18 a week this enlightening book is for you. Write for your copy today. It will be sent FREE and without obligation.

BRITISH INSTITUTE OF ENGINEERING TECHNOLOGY

388B COLLEGE HOUSE,
29-31 WRIGHT'S LANE,
LONDON, W.8



E.M.I.

INSTALLATION & MAINTENANCE ENGINEERS

Engineers are required for interesting work in connection with the installation and maintenance of the following types of equipment:

Automatic control systems such as Machine Tool Controls, Computers and Process Controls.

Studio and industrial television equipment, electronic printers, instruments, etc.

Stroboscopes, dynamic balancers, vibrators, etc.

This is an opportunity for first-class radar and television engineers. The qualifications required are a good technical knowledge combined with practical experience; specialised training is provided. It is an advantage to be able to drive a car and there are arrangements for allowances for own car and subsistence in the field; there is also a pension scheme.

Please apply, quoting Ref. No. EL/W22, to:

Personnel Officer,
E.M.I. ELECTRONICS LTD.,
HAYES, MIDDLESEX.

ELECTRONIC COMPONENTS SALES

Applications are invited for a new position in the London Sales Office of a firm producing components for the Radio, Television and Electronics industries.

The main function will be to deal with incoming enquiries, and consequently some technical knowledge is required.

Applicants should write giving brief details of previous experience.

SUFLEX LIMITED

35, Baker Street, London, W.1

SYSTEMS/SERVICE ENGINEER

required by Electronics Division Service Department. The duties entail re-design of standard production equipments to meet customers' special requirements, and the planning and implementation of non-standard R.T. schemes.

Applicants must be prepared to undertake routine service work when necessary, and should possess a thorough knowledge of the principles and practices concerning radio telephone equipments. Some design experience would be advantageous.

Write in the first instance giving details of age, experience and qualifications to:

Personnel Manager (E.72),
Murphy Radio Limited,
Welwyn Garden City, Hertfordshire

ELECTRONIC CIRCUIT ENGINEERS

are required for our

Valve Applications Laboratory,

to investigate valve behaviour in practical circuits; to determine optimum operating conditions; and to deal with user's problems.

At present posts are available in groups dealing with large power valves and microwave valves, but previous experience in these fields is not essential as training will be given.

Applicants should be of degree standard or in possession of an H.N.C. (Elec.).

Please write with details of previous experience, to

AE/2 Personnel Officer,
M.O. Valve Co. Ltd.,
Brook Green, Hammersmith, W.6.

TECHNICAL WRITER

age 25/45, man or woman

Required for preparation of radio and television receiver service manuals. Sound experience in this or allied field and capacity for lucid exposition of technical information essential.

40-hour, 5-day week: staff canteen: pension and insurance scheme.

Location of office, Kew, Surrey.

Please apply by letter giving age, education, experience, salary required, to:—

Personnel Manager,
Bush Radio Ltd.,
Power Road, Chiswick, W.4

CATHODEON LABORATORIES

Have several vacancies for Senior and Junior Electronic Engineers for circuit design and development in connection with the manufacture and application of piezo-electric resonators. Applicants should possess a Degree or Higher National Certificate in Electronic Engineering. A sound knowledge of circuit network theory is essential, preferably with some years' practical experience. The posts are permanent in an expanding company, with excellent long-term prospects for young men with initiative and enthusiasm. Attractive salaries according to age, qualifications and experience. Apply by letter in the first instance to:

Personnel Manager, Cathodeon Crystals Ltd., Linton, Cambridge.

UNIVERSITY OF AUCKLAND

New Zealand
ELECTRONIC TECHNICIAN

Applications are invited for the position of Electronic Technician in the Department of Physics. Applicants should possess Higher National Certificate or equivalent, and be capable of assisting in the design and servicing of a wide variety of apparatus, especially nuclear. Experience with pulse and digital techniques, or applications of transistors would be an advantage, and industrial research or similar training preferred.

Salary within scale rising from £875—£1,005 per annum, by annual increments, according to qualifications and experience. Superannuation rights available.

Consideration will be given to an assisted passage under the Immigration Scheme.

Conditions of Appointment available from the Secretary, Association of Universities of the British Commonwealth, 36 Gordon Square, London, W.C.1, or from the Registrar, University of Auckland, P.O. Box 2553, Auckland, New Zealand.

Applications close in New Zealand and London on the 15th February, 1959.

WETHERBY, YORKSHIRE

ELECTRONIC SERVICE ENGINEER

required with wide experience of Industrial and high quality electronic measuring instruments.

Excellent prospects with expanding Company—Pension system and prospects of early promotion. Send full details of past experience, academic qualifications and salary envisaged.

Apply to:—

FARNELL INSTRUMENTS LIMITED,
WETHERBY INDUSTRIAL ESTATE,
YORK ROAD, WETHERBY

quoting ref: "Service," on top of envelope.

SENIOR ELECTRONIC TEST ENGINEERS

A leading firm of electrical manufacturers is needing senior staff for a department concerned with the testing of electronic equipment in one of their Midland factories.

Men having a complete understanding of Telecommunication systems, complicated valve and transistor circuitry and delicate electronic test gear would be offered salaries from £875 to £1,025 for a 39½-hour, five-day week.

Whilst holders of Higher National Certificates or City and Guilds' Full Technological Certificates in Telecommunications would be preferred, men with a good background of the right type of experience would be considered.

Will those who consider themselves suitably qualified and/or experienced please apply giving full details of age, qualifications and experience to Box 1089, c/o "W. World."

We also have vacancies for Test Engineers in the salary range of £775 to £850.

TEST INSTRUMENT LABORATORY

require an engineer capable of undertaking design and development of all types of product and laboratory test equipment. Applicants should have H.N.C. or equivalent with some practical experience in similar work, though a really experienced man in this field with lesser qualifications would be favourably considered. Please write giving details of age, experience, qualifications and salary expected to the Personnel Manager, Murphy Radio Limited, Welwyn Garden City.

AUDIO EQUIPMENT ENGINEER

with experience of FM receivers required for responsible position in production test department.

Permanent appointment for keen and qualified man of initiative.

Apply in writing to:

The Manager,
Acoustical Manufacturing Co. Ltd.,
Huntingdon, Hunts.

A qualified Electrical Engineer or Physicist is required to take charge of product development at the United Insulator Division of the Telegraph Condenser Company Ltd., Oakcroft Road, Chessington, Surrey. The work involves design and pre-production work on such products as small insulators, fuse links and ceramic piezoelectric transducers.

Applications should be made to the Technical Manager.

THE MANCHESTER COLLEGE OF SCIENCE AND TECHNOLOGY

Research and Development in
Computer Control of Machine Tools:

A vacancy exists for an

ELECTRONIC ENGINEER

to take charge, after initial training, of a digital controller now under construction at the makers' works. Duties will include commissioning, operation and adaptation of the equipment, and participation in the general work of the research team. Applicants should have sufficient experience in pulse work to enable them to assimilate the specialist computer techniques employed in the controller. Applications stating qualifications, experience and salary required should be submitted to: The Bursar, The Manchester College of Science and Technology, Sackville Street, Manchester, 1, not later than 16th February, 1959.

REPANCO HIGH GAIN COILS

Dual Range Crystal Set Coil, Type DRX1	2/8			
Dual Range Coil with Resonator, Type DRR2	4/-			
Matched Pair Dual Range T.R.F. Coils, Type DRM3, pair	8/-			
Pair Dual Range Superhet Coils, Type SH3, pair	8/-			
Miniature Iron Dust Cored Coils, Type "R"—				
Range	Aerial	H.F.	Osc.	
800-2,000m.	RA1	RHF1	RO1	
190-650m.	RA2	RHF2	RO2	each
70-230m.	RA3	RHF3	RO3	
15-50m.	RA4	RHF4	RO4	
Ferrite Rod Aerial, Dual Range Type FR1	12/6			
Miniature I.F. Transformers, Type M8E (465 Kc/s), pair	12/6			
Standard I.F. Transformers, Type TCG (465 Kc/s), pair	18/6			

Send S.A.E. for latest Repanco Component Catalogue.

Mail Order and Trade:

RADIO EXPERIMENTAL PRODUCTS LTD.,

33 Much Park St., COVENTRY.

Tel.: 62572

Wholesale Enquiries and Export:

REPANCO, LTD.,

O'Brien's Building, 203-209 Foleshill Rd., COVENTRY.

Tel.: 40594

Z. & I. AERO SERVICES LTD.,

14, South Wharf Road, London, W.2

Telephone: AMBassador 0151/2

A.R.B. Approved Stockists

RETAIL BRANCH: 85, TOTTENHAM COURT ROAD, W.1 (near Gooch Street Station)

PEN RECORDERS

ELLIOTT SINGLE PEN PORTABLE RECORDING MILLIAMMETER. AC/DC Instrument: Range 0-1 mA. on A.C. (through internal full-wave rectifier) and approx. 0-0.9mA., on D.C. Spring Clock Chart Drive 1 inch per hour. Chart Width 3 1/2 in. PRICE, perfect condition and guaranteed £35 0 0



ELLIOTT SINGLE PEN SWITCHBOARD PATTERN RECORDING MILLIAMMETERS. Range 0-5 mA. Chart 6in. wide; Chart Speed 3 inches per minute; Electric Chart Drive 230V. A.C. £50 0 0

EVERSHED SINGLE PEN SWITCHBOARD PATTERN RECORDING MILLIAMMETERS. Range 2.5-0-2.5; Chart 6in. wide; Chart Speed 1/2 inch per minute; Electric Chart Drive 230 V. A.C. £50 0 0

EVERSHED TWIN PEN SWITCHBOARD PATTERN RECORDING MILLIAMMETERS. Range 0-5 mA. D.C. Chart 6in. wide. Chart Drive 230 V. A.C. Chart Speed 1/2 in. per minute. PRICE, unused, complete with two syphon and two gravity pens, dashpot oil, ink and charts £65 0 0

EVERSHED 12-PEN TIME RECORDER Portable 12-channel instrument for simultaneous recording of 11 events with time marks provided by 12th pen. The recording is presented in the form of "on-off" pulses. Chart Speed 2 inches per second. PRICE, unused, in original packing, complete with accessories and a supply of charts £30 0 0 Packing and carr. £1 0 0

All the above recorders can be modified to other ranges and alternative speeds.

SPECIAL OFFER

Only small quantity available



LAVOIE MODEL 105SM ABSORPTION FREQUENCY METER

Frequency Range 375 to 725 mc/s Accuracy ± 1 mc/s. Microammeter Resonance 200 microamps. F.S.D. Indicator Time Switch or selecting operating times up to 15 min. Power supplies: dry batteries 45 V, and 1.5 V. Valves: 957, 155, 354.

PRICE £9 19 6 (P.P15/-)

WESTON MODEL E-772 MULTI-RANGE TEST METER. Sensitivity 1,000 and 20,000 o.p.v. Voltage 2.5 to 1,000 V. A.C. and D.C.; current 0.1 mA. to 10 Amps. D.C.; resistance 3 k. to 30 megohms. PRICE, fully guaranteed £12 10 0 p.p. 15 0

COMMUNICATION RECEIVERS

MARCONI CR-100, 60 kc/s. to 30 mc/s., fully rebuilt to the original specification and guaranteed p.o.a.

MARCONI CR-150, 2-60 mc/s., dual superhet, fully overhauled and guaranteed £50 0 0 Power Supply Unit for the above £10 0 0

HALLICRAFTER S-27, 27-143 mc/s., FM-AM, rebuilt to the original specification and fully guaranteed p.o.a.

HALLICRAFTER S-27C, 130-210 mc/s., FM-AM, fully overhauled and guaranteed £50 0 0

RCA AR-88LF, 75-140 mc/s. and 1.2-30 mc/s., fully overhauled and guaranteed £75 0 0 p.p. £1 0 0

OSCILLOSCOPES

COSSOR DOUBLE BEAM MODEL 339, overhauled and guaranteed £30 0 0

ERSKINE DOUBLE BEAM MODEL 13 HIGH SPEED OSCILLOSCOPE. Time base from 2 c/s. to 750 kc/s.; 1 and 10 micro-second marker; fully overhauled and guaranteed £58 0 0 p.p. £1 0 0

ROTATING BEAM AERIALS. Tubular 2in. dia. x 6ft. high with rotating handle (worm-gear drive) and azimuth indicator £1 15 0

6ft. Extension Masts for the above (maximum of two per base), each 15 0 Packing and carriage £12 6

MN-20 BENDIX HAND ROTATING LOOPS, for use with MN-26R.D.F. Equipment. Brand new £2 0 0 p.p. 10 0

VARIABLE TRANSFORMERS

BRAND NEW General Radio "VARIAC" or equivalent "POWERSTAT" made by Superior Electric Co., input 230V; output 0-270V max., rated at 8 Amps, max. output 9 Amps at 230V. £15 0 0

Packing and carriage £12 6

MICROWAVE 10CM EQUIPMENT

TS14/AP SIGNAL GENERATORS, 3200-3370 mc/s. Power Output -100 to -20 dbm. Variable pulse modulation. R.F. Power measurements 20-200 milliwatts. Fully overhauled and guaranteed £85 0 0

WAVEGUIDE WATTMETER TYPE APW.7283, 10 cm. band £5 0 0

MARCONI SPECTRUM ANALYSER Type TF-984/1, "S" Band (2900-3150 mc/s.), Spectrum Width 1 to 10 mc/s. Fully overhauled and guaranteed.

Particulars and prices on application.

KLYSTRONS 417-A, f = 9.10 cm. Vernier tuning ± 100 mc/s, min. Ers = 1000 V. max. Heater Volts 6.3 V. Power 50 watts. Forced Air Cooling £2 0 0

MICROWAVE 3CM EQUIPMENT

TS-13 SIGNAL GENERATOR WITH SELF-CONTAINED WAVEMETER AND POWER MONITOR. Range 9305 to 9445 mc/s. Internal pulsing. Peak Power output 50 microwatts.

TS-45/APM3 SIGNAL GENERATOR. Frequency range 9300-9450 mc/s. Power output 10 mW, average; Power meter range 5 watts. Details and prices on application.

TS-118 R.F. OUTPUT POWER METERS. Power Range 5 to 500 Watts. Frequency Range 20 to 750 mc/s. Fully overhauled, complete with three thermocouples for three ranges, manual and accessories £45 0 0 Packing and carriage £1 0 0

RCA TYPE 301B HIGH FREQUENCY FIELD INTENSITY METERS. Frequency Range 18-125 mc/s. Field Intensity Range 5 to 2,000,000 μV/metre. Aural Monitoring and provision for recording on a 5 mA. recorder. PRICE, complete with Field Power Supply Unit running on a 6 V. accumulator and test aerial on a tripod £120 0 0

FREQUENCY METERS. BC-221, 125 kc/s. to 20 mc/s.; LM Series, 125 or 195 kc/s to 20 mc/s.; TS-174, 20-280 mc/s.; TS-175, 80-1,000 mc/s.; LR-1 Substandard Frequency Meter, 160 kc/s. to 60 mc/s. Details and prices on application.

SPECIAL OFFER

RECORD "MINOR" 500 V. INSULATION TESTERS, tested and guaranteed, complete with leather cases £8 0 0

EVERSHED SERIES 2 500 V. INSULATION TESTERS (aluminium body) in leather cases, tested and guaranteed £17 10 0 p.p. 7 6

14 V. DYNAMOTORS. Output 250 V. at 60 mA., for Command Receivers. Perfect for running a radio set or a shaver from your car battery £2 15 0 p.p. 2 6

VALVES

Please write for full list of Ex-Service fully tested and guaranteed valves. Here are some of this month's bargains: 3BP1 C.R. Tubes, 12/6; 6H6, 1/6; 6G6G, 3/6; 5R4GY, 7/6; 5CP1, 50/- All brand new.

T.C.S. COLLINS TRANSMITTING AND RECEIVING EQUIPMENT.

Frequency range 1.5 to 12 mc/s., crystal controlled or VFO operation; output 20 W. voice or 40 W. C.W. Complete installation consists of: Transmitter, Receiver, Remote Control Unit with built-in Loudspeaker, Antenna Loading Coil, three interconnecting cables; Power Supply Unit for 12 V., 24 V., 115 V. or 230 V. D.C., or 230 V. A.C.; Headphones, Hand Microphone and Key. These installations are especially suitable for use on board ships, small craft, etc. Large assortment of spares available. Particulars on application.

POWER UNITS TYPE 234A, Mains operated, output 180-270V D.C. at 80 mA, fully smoothed and 6.3V 4 Amps A.C. £2 19 6

p.p. 7 6

CANNON AND AMPHENOL PLUGS, HUBBEL CONNECTORS, AMERICAN SERIES PL AND UG CONNECTORS; BRITISH PLESSEY "STANDARD" PLUGS, A.M. CONNECTORS SECTION 5X and 10H; P.O. TYPE 201 Plugs, etc.

Please write for full list.

LOUDSPEAKERS

All brand new and guaranteed

Mains energised:
 6 1/2 in. 68 ohms field, 3.5 ohms sp. coil 8/6
 6 1/2 in. 1,000 ohms field, 5 ohms sp. coil 8/6
 6 1/2 x 10 1/2 in. 1,000 ohms field, 4 ohms sp. coil 12/6
 10 in. 68 ohms field, 3 ohms sp. coil 12/6
 Permanent Magnet
 5 in. 3 ohms 15/6
 6 1/2 in. 3 ohms 16/6
 6 1/2 x 10 1/2 in. 4 ohms 22/6
 8 in. 4 ohms 17/-
 8 in. 3 ohms with 3/7000 matching trans. 22/6
 8 in. 3 1/2 ohms 17/-
 8 1/2 in. 4 ohms high density magnet 18/-
 P.P. 3/- extra.

Our new Catalogue of Test Equipment and Communication Receivers is now ready and available to Trade, Laboratories, Technical Colleges, etc.

WE BUY GOOD SECOND HAND ELECTRONIC TEST EQUIPMENT AND COMMUNICATION EQUIPMENT.

WE URGENTLY REQUIRE R.C.A. RECEIVERS TYPE AR-88D

Wireless World Classified Advertisements

Rate 7/- for 2 lines or less and 3/6 for every additional one or part thereof, average lines 6 words. Box Numbers 2 words plus 1/- (Address replies: Box 0000 c/o "Wireless World" Dorset House, Stamford St., London, S.E.1.) Trade discount details available on application. Press Day March 1959 issue, Wednesday, January 28th. No responsibility accepted for errors.

WARNING

Readers are warned that Government surplus components and valves which may be offered for sale through our displayed or classified columns carry no manufacturers' guarantee: Many of these items will have been designed for special purposes making them unsuitable for civilian use, or may have deteriorated as a result of the conditions under which they have been stored. We cannot undertake to deal with any complaints regarding any such items purchased.

NEW RECEIVERS AND AMPLIFIERS

SHIRLEY LABORATORIES, Ltd. 3, Prospect Place, Worthing, Sussex. Tel. 30536
THE TWA/1515 stereosonic tape recording and replay amplifier, separate meter monitoring on record and playback on both channels, 13watts O/P each channel, 96gms, TWA/15 tape recording and reproducing amplifier, 13watts O/P for Wearite and Collaro decks, 45gms; LW/PA recording and replay pre-amplifier, 30gms; both with valve voltmeter monitoring; type SB/1-15E high-fidelity amplifier, exceptionally wide tone-control system, 40mv sensitivity, 20gms, with two inputs and 3-position gram filter, 22gms; specialized amplifiers for the musical and scientific industries including the Mullard 20watt. [0095]
A/M/FM stereo chassis, 6w output, only £20. —Bel Sound Products, Marlborough Yard, N.19. [0182]

RECEIVERS AND AMPLIFIERS—SURPLUS AND SECONDHAND

CR100 communication receiver, good condition; £15, carr. 10/- or seen week-ends.—Penfold, 14, Kings Ave., Eastbourne. [8281]
HERO Rx's, etc., AR88, CR100, BRT400, CR209, S640, etc., in stock.—R. T. & I. Service, Ashville Old Hall, Ashville Rd., London, E.11, Ley, 4986. [0053]

TV RECEIVERS AND AMPLIFIERS—SURPLUS AND SECONDHAND

PHILIPS 17in projection televisions available, as taken in part exchange, complete, but not guaranteed; £9/15, originally £92-£120 each.—Tomlins, 127, Brockley Rise, Forest Hill, S.E.23. [0343]
TELEVISIONS needing attention, 9in-10in, nearly all makes, 45/- each, carriage paid; 12in televisions, needing attention, £5/10; 15in, £9/10; write for list.—Tomlins, 127, Brockley Rise, Forest Hill, S.E.23. [0344]

NEW LOUDSPEAKERS

COMMUNICATION receiver speakers; brand new in metal cabinet, grey finish, fitted with volume control and transformer to match 600-ohm line; a wonderful bargain at 35/- plus 2/6 part post and packing (G.B. only).
WALTON'S Wireless Stores, 46, 47, 48, 49, Stafford St., Wolverhampton. [0101]

LOUDSPEAKERS—SURPLUS AND SECONDHAND

VOIGT speaker unit and corner horn with base chamber for sale; offers?—B, Newlands Lane, Hitchin 3114, Herts. [8296]
DYNAMOS, MOTORS, ETC.—SURPLUS AND SECONDHAND


ELECTRO dynamic rotary converter, DC 230/AC 230 volts 0.87 amperes single phase, as new, six months' use only, cost £35; offers.—Box 1115. [8287]

TRANSMITTING EQUIPMENT—SURPLUS & SECONDHAND

FOR sale, short-wave transmitter, consisting of 1 master and 5 mobile stations, complete with 75ft mast, purchased new only a few months ago.—Enquiries to Dowsett Engineering Construction, Ltd., London/York Motorway, Contract D, Crick, nr. Rugby. [8279]


TEST EQUIPMENT—SURPLUS AND SECONDHAND

AUTOMATIC audio-frequency response curve tracer, Industrial Electronics model 1900/2 including stabilized power supply, input amplifier, sweeping B.F.O.; 0-10,000c/s and complete oscilloscope display unit, assembled and detachable in complete unit, as new; £200.
G.E.C. valve millivoltmeter, 9 ranges, 15 mV to 150 V; £12/10.
SALFORD Electrical Instruments valve voltmeter, 5 ranges, 1.5 V to 150 V; £10.
MARCONI-EKCO valve voltmeter, type TF 428A, 5 ranges 1.5 V to 15 V; £10.
MULLARD v.h.f. valve voltmeter, 3 ranges 500 mV to 5 V; £10.
G.E.C. frequency meter type B.W. 591A, 4 ranges 0 to 4 Mc/s; £20.
MARCONI RESEARCH UNIT ON DEAFNESS, King's College Hospital Medical School, Denmark Hill, London, S.E.5. Tel. Brixton 4744. [8298]



P5000 Series

Available for a matched range of output and power transformers of superior performance.



New developments in reproduction techniques necessitate the use of only the best components for a reproducing system. Make sure your transformers are not only the best now, but good enough in company with any new developments by specifying Partridge.

Partridge
TRANSFORMERS

Over 40 types of High Fidelity transformers available from stock. Prices from 36/-, rating 5-100 watts. Ask your dealer or write direct for new price list.

Partridge Transformers Ltd.,
 Roebuck Road, Chessington, Surrey.

Phone: ELMbridge 6737-8.

TEST EQUIPMENT—SURPLUS AND SECONDHAND

BRIDGE Megger, 500V Evershed and Vignoles, good condition, £20.—Box 1112. [8285]
SIGNAL generators, oscilloscopes, output meters, valve voltmeters, frequency meters, multi-range meters, etc., etc., in stock. R. T. & I. Service, Ashville Old Hall, Ashville Rd., London, E.11, Ley, 4986. [0056]
MARCONI signal generator, 85 k/c-25 m/c. £25; sub-standard D.C. voltmeters, 0-300V, with leather case, £8; ammeter similar, 8 shunts, 0-450A, £10; both as new; Marconi micro-watt meters, 35A movement, £2/10.—Et. 4440, 111, Etham Palace Rd., Etham, S.E.9. [8283]

NEW COMPONENTS

CRYSTAL microphone inserts with exceptionally high output (Cosmocord Mic. 61, guaranteed newly made and boxed, 15/6, post free.—Radio-Aids, Ltd., Dept. W. 29, Market St., Watford, Herts. [8287]

COMPONENTS—SURPLUS AND SECONDHAND

RECONDITIONED Tubes Service, Anderson Dr., Renfrew, Scotland. (Sole agents: Renfrew Electrical & Radio Engineers, 44, Hairst St., Renfrew.)
OFFER Regettered 17in Mullard Type 43/64, £7/5; 17in Mazda Type 171, £7/5; 14in Mullard Type 36/24, £6/5; 14in Mazda Type 141, £6/5. All tubes tested for eight hours in a working TV set, all tubes guaranteed bright pictures, all tubes carry 6 months replacement guarantee; above prices include carriage in Scotland. Send money with order. [8222]
EDISWAN 12H electrostatic tube, time base, thyrotrons, H.V. condensers, all unused, offered school lab, etc., on payment cost of advert.—Box 1150. [8302]
HOW to use Ex-Gov. lenses and prisms; Nos. 1 and 2, 2/6 ea. Vertical Enlarger plans for 35mm to 2 1/4in sq 3/6 ea. Optical Condensers and Achromatic lens to suit 33/-, lists. —S.a.c., H. W. English, Rayleigh Rd., Hutton, Essex. [0126]

ILLUSTRATED Catalogue No. 13 containing over 450 items of Government surplus and model radio control equipment, 2/2, refunded on purchase of goods; 2/6 overseas sea mail.—Arthur Gallis Radio Control, Ltd., Department W.W. 93, North Rd., Brighton. [0193]

MAGSLIPS at low prices fully guaranteed, 3 in Resolver No. 5 (AP 10861) 50v, 50c/s, unused each in tin, 35/-, post 2/1; large stocks of these and other types.—P. B. Crawshaw, 94, Pixmore Way, Letchworth, Herts. Tel. 1851. [0087]

CATHODE ray tubes, used, but in good working order, with 3 months' full guarantee, Mullard and Mazda or equivalent types, 14in and 17in, at £4/10, plus 12/6 carr. and ins. also other sizes and types available on application to:—B.H.P. Distributors (London), Ltd., 379, Staines Rd., Hounslow, Middx. Tel. Hou 5144. [0170]

NEW GRAMOPHONE AND SOUND EQUIPMENT

TAPE recorders, Ferrograph, Vortexion, Brenell, Telefunken, M.S.S, Truvox, and Reflectograph.
TAPE decks, Wearite, Brenell, Truvox, Dulei Harting, Sonomag Adaptatape (Collaro) **AMPLIFIERS** and turners, Leak, Quad, R.C.A., Dulci, Dynatron; microphones, Reslo, Acois, Phillips, Labor, etc.
ALL tapes and accessories; audio service dept., and recording studio; hire-purchase facilities available.
LAMBDA RECORD Co. Ltd., 95, Liverpool Rd., Liverpool, 23. Great Crosby 4012. [7749]

OUR February recommendation, a Unimixer, see p. 178, to go with the tape recorder you buy from us.—Sound News. [0131]

CINE-VOX disc recording mechanisms for L.P. or standard operation from 30gms.-56gms.; also complete tape/disc or direct channels from 50gms-112gms.
DEMOSTRATIONS can be arranged in London.—For full details write to K.T.S., Ltd., "Coplow," Park Rd., Braunton, N. Devon. Callers by appointment only. [0210]

GLASGOW—Recorders bought, sold, exchanged, cameras, etc., exchanged for recorders or vice versa.—Victor Morris, 406, Argyle St., Glasgow, C.2. [0201]

HIGH quality stereo amplifier mounted on vinyl covered baffle 13 1/2 x 9, speaker, full set controls with knobs, 4 watts output, £8/15; also Monaural amplifier as above, baffle 12 x 8 1/2, 2 1/2 watts, £3/15.
Basidon Radio Co. Ltd., Manufacturers, 73, Cricketers Lane, Herongate, Essex. Tel. Herongate 214. [8272]

COLLARO AC3/544 3-speed gram units, Single play. Cream finish. Complete with 2 amplifier circuits. £5/19/6 post paid. Decamatic ECL52 A.C. amplifiers, with knobs, speaker and mains lead, £4/6 p.p. Multi-ratio single-push-pull output trans. with 10ft speaker lead, 7 watts, 2 1/2 p.p.—Line Electric, 76A, Gladstone Street, Hyson Green, Nottingham. [8292]

SOLDERING EQUIPMENT BY



- Comprehensive range
- Robust & Reliable
- Light weight
- Rapid heating
- Bit sizes 3/32in to 3/8in
- 'PERMABIT' or Copper bits
- All voltage ranges 6/7v to 230/250v
- Prices from 19/6

Illustrated is the 25w 3/16in replaceable bit model with safety shield.

British and Foreign Patents. Registered designs. Suppliers to H.M. and Foreign Governments. Agents throughout the world. Brochure No. S.5 sent free on request.

Sole proprietors and manufacturers:

LIGHT SOLDERING DEVELOPMENTS LTD.
106 George Street, Croydon, Surrey
Phone: CROYdon 8589 Grams: Litesold Croydon

- **AERIAL EQUIPMENT.** Poles, Masts, Dipoles, Yagi, and Microwave arrays. lin. Dipoles to 150ft. Masts.
- **CABINETS AND RACKS.** .36in. to 96in. high, standard 19in. wide.
- **CONDENSERS** up to 10,000 mfd. and 50 kV.
- **FUSES.** Cartridge and E.5. 1/2 amp. to 600 amps.
- **INSULATORS.** 80 different patterns.
- **LOUDSPEAKERS** 3in. dia. to 50 watt Theatre Systems.
- **METERS** 2in. to 12in. dia. 120 different types.
- **POWER SUPPLIES.** Generators, Rectifiers, Vibrators, Inverters, Dynamotors from 2 volts 100 amps. to 36,000 v. 1/2 amp.
- **RECEIVERS.** 80 types available from 15 kc/s to 600 mc/s, including portable, D.F., Table Rack and Pedestal.
- **TEST GEAR,** American, over 100 different types, Meters, Calibrators, Signal Generators, etc.
- **TELEPHONE AND TELEGRAPH EQUIPMENT.** Single- and multi-channel apparatus, filters, switchboards, power supplies, perforators, printers.
- **TRANSFORMERS** Audio and Power, 200 types from 2 volts to 18,000 volts and up to 15 kVA.
- **TRANSMITTERS.** 60 different types from UF-1 Handle Talkie to G-50, 2,500 watts.

FULL LISTS OF OVER 1,000 DIFFERENT ITEMS AVAILABLE

All packing and shipping facilities

P. HARRIS
ORGANFORD, DORSET
Telephone: LYCHETT MINSTER 212

NEW GRAMOPHONE AND SOUND EQUIPMENT

EROSICA RECORDING STUDIOS (Est. 1949).—Recorders (Stereo as required) by Ferrograph, Brenell (Mk. V and the marvellous lightweight Three-Star); pocket 3-way mixer, £3 posted; installations for industry and the home; tape/disc, etc.—Recorder House, Peel St., Eccles, M/c. Eccles 1624. Director, Thurlow Smith, G.R.M.C.M. [0122]

GRAMOPHONE AND SOUND EQUIPMENT—SURPLUS AND SECONDHAND
FERROGRAPH 3A/N, nearly new; £68; access. extra.—Box 1153. [0194]

COLLARO tape deck, Mark IV, as new and unused, sealed maker's carton; £20.—H. F. Nicholls, "Kookaburra," Wash Rd., Laindon, Basildon, Essex. Tel. Laindon 2630. [8284]

FERROGRAPH tape, 7in Ferrograph spool, 1,200ft, super barkain, 27/6 each.—E. C. Kingsley & Co., 152, Tottenham Court Rd. (corner of Warren St.), London, W.1. Eus. 6500.

TAPE RECORDING, ETC.
TAPE to disc. Queensway Recording Studios, 123, Queensway, W.2. Bay. 4992. Recorders serviced and for hire. [8200]

TAPE recorders for sale or hire.—Edric Films Ltd., 34/36, Oak End Way, Gerrards Cross, Bucks. (Tel. Gerrards Cross 2903.)

EASYSPLICE magnetic tape splicer makes tape splicing easy, prov. patent, guaranteed; price 7/5.—Easysplice, 30, Lawrence Rd., Ealing. [8179]

RENDEZVOUS RECORDS offer comprehensive 78/LP tape to disc recording facilities.—Leaflet from 19, Blackfriars St., Manchester. 3. [8168]

TAPE to disc service, brand new cutting equipment, all speeds: 45s-78s and L.P.s. satisfaction guaranteed; keenest prices; s.a.e. for full details.—Sunderland Sound Services, 28, Viewforth Terrace, Fulwell, Sunderland, Tel. 57032. [8282]

TAPE to disc recording; Microgroove LP from 27/6, 78 r.p.m. from 11/-, also 45 r.p.m.; 48 hour service; s.a.e. for comprehensive leaflet to.—A. D. Marsh, "Derox" Sound Service, Little Place, Moss Delph Lane, Aughton, Ormskirk, Lancs. Aug. 3102. [M8153]

TAPE/DISC/TAPE/TRANSFER—If quality and durability matter (especially with L.P.s) consult Britain's oldest full-time transfer service (1952 rates); delivery 3-5 days; our Unmixers will improve your quality.—Sound News, 10, Clifford St., London, W.1. Reg. 2745.

VALVES
VALVE cartons by return at keen prices; send 1/- for all samples and list.—J. & A. Box-makers, 75a, Godwin St., Bradford, 1. [0172]

VALVES WANTED
NEW valves wanted, any quantity, best cash price by return.—Stan Willetts, 43, Spon Lane, West Bromwich, Staffs. Tel. Wes. 2392.

ALL types of valves British or American, transmitting and receiving; keenest cash prices paid. What have you to offer?—Write or call Lowe Bros., 9a, Diana Place, Euston Rd., N.W.1. Tel. Euston 1636-7. [8748]

WANTED, EXCHANGE, ETC.
CIRCUIT diagram and working instructions for Televue A33.—Box 0743. [8252]

EX-GOVT. engine-driven generators 1,200/2,400 cycles output wanted.—Box 1114. [8286]

WAVE band switch, 4-way, suitable for Rokers Majestic pre-war model.—Belle Vue Garage, Blackpool. [8270]

PROMPT cash offer for your surplus brand new valves, speakers, components, test instruments, etc.—R.H.S., 155, Swan Arcade, Bradford 1. [0190]

WANTED, vacuum impregnating plant, required for coil and transformer impregnation—Electric Windings (London), Ltd., 245, Mile End Rd., E.1. [8210]

WANTED all types of communications receivers and test equipment.—Details to R. T. & I. Service, Ashville Old Hall, Ashville Rd., London, E.11. Ley. 4986. [0163]

WANTED, BC610 Hallicrafters, ET.4336 transmitters, BC312 receivers, BC221 frequency meters and spare parts for all above; best cash prices.—P.C.A. Radio, Beaver Lane, Hammersmith, W.6. [0079]

URGENTLY wanted, manuals or instruction books, data etc. on American or British Army, Navy or Air Force radio and electrical equipment.—Harris, 93, Wardour St., W.1. Gerrard 2504. [8235]

WANTED, good quality communication RYS taps recorders, test equipment, domestic radios, record players, amplifiers, valves, components, etc. estd. 13 years.—Call, send or phone Ger. 4638, Miller's Radio, 38a, Newport Court, Leicester Sq., W.C.2. [7898]

PROMPT cash for the purchase of surplus stocks of televisions, tape recorders, radios, amplifiers and domestic electrical appliances of every description; substantial funds available.—Spears, 14, Watling St., Shudehill Manchester, Blackfriars 1916. Bankers: Midland Bank, Ltd. [0216]

REPAIRS AND SERVICE
MAINS transformers rewound, new transformers to any specification.
MOTOR rewinds and complete overhauls; first-class workmanship; fully guaranteed.
F.M. ELECTRIC Co., Ltd., Potters Bldgs., Warner Gate, Nottingham, Est. 1917. Tel. 54698.

LYONS RADIO

ELECTRIC SOLDERING IRONS. 25-watt instrument type with pencil bit and warning light handle, for 230/250 v. Weight only approx. 5 oz. Brand new, by famous maker. List price 22/6. **OUR PRICE ONLY 18/6, post 1/-.**
E.H.T. TRANSFORMERS. Primary 230 v. 50 cps. Secondary 3,500 v. at 10 mA. Overall size 8 1/2in. high x 4 1/2in. sq. Ex. Govt., as new. **PRICE ONLY 25/6, post 3/6.**
L.T. TRANSFORMERS. Primary 180/230 v. 50 cps. Secondary 4.2 v. at 10 A. twice. Size 6 x 6 x 5 1/2in. Ex. Govt., as new. **PRICE ONLY 17/6, post 3/6.**



MARCONI'S SIGNAL GENERATORS TYPE 517F. Operate from 200/250 v. A.C. mains. Produce variable R.F. output which may be sine or square wave modulated at a fixed frequency by an internal oscillator or pulse modulated by an external source. Tuning dial calibrated in frequency and in addition carries an arbitrary scale of 100 divisions. Carrier level monitored by an 0/100 micro-amp meter. Pistol attenuator permits a range of 100 dB below and 10 dB above normal level to be obtained with accuracy on its calibrated dial. Frequency range 150-300 Mc/s. Valves employed are one each MU12/14, BL18, EA34, L63. Supplied in good condition with circuit diagram and instructions. **PRICE ONLY 25/5/0, carriage 19/6.**

BATTERY CHARGER OR MODEL RAILWAY COMPONENTS
METAL RECTIFIERS. Full wave bridge type to provide an output up to 12 v. D.C. 1 amp size 7/6; 2 amp 10/6; 4 amp 17/6; 6 amp 22/6. Post 17/6.
TRANSFORMERS. Primary 200/250 v. 50 cps. Secondary tapped at 3.2 v., 9 v. and 17 v. for providing a D.C. output when used with auto rectifiers of 2 v., 6 v. or 12 v.

1 amp size 10/6; 2 amp 15/6; 4 amp 17/6; 6 amp (tapped 8 and 17 v.) 26/- Post 2/- Wiring diagram provided if requested.

3 GOLDHAWK ROAD (DEPT. M.W.), SHEPHERD'S BUSH, LONDON, W.12
Telephone: Shepherd's Bush 1729

B ETTER BARGAINS

Vibrapacks, D.C. Input 6 v to 250 v. 60 mA., smoothed, filtered, cased, 22/6; ditto 12 v. input, 20/- (Postage 3/6). Dynamotors, D.C. Input 6 v. to 250 v. 60 mA. 10/6; ditto, 12 v. input, 11/6. (Post 3/6). Rotary Converters, 24 v. D.C. to 50 v. A.C. 50 cps. 4 amps. 2/EP92, EB91, brand new 3/7/6. Power Pack, 230 v. input. Output: D.C. 300 v. 80 mA., 12 v. 1 A., 24 v. 30 mA. New, cased (carr. 7/6), 40/- Input 110/220 v. Output: D.C. 230 v., 60 mA., 36 v. 100 mA. and A.C. 6.3 v. New, cased (P.P. 7/6), 27/6. Drives 8.M. RI185 "N" type, 10/6; Admiralty 250: 1.0-100 dial, 4in. dia. 5/6. R2P8/27. Good condition. Good dials. Post 3/8. 1/8. Metal Rectifiers, HW 270 v. 30 mA. D.C. 6/-; 120 mA. Square 4/-; HW 300 v. 30 mA. D.C. 3/6; 90 v. 30 mA. 2/8; HW 1 kv. 30 mA., 7/6. Meter, bridge 5 mA. 5/6; 600 v. 30 mA., 6/-; HW 750 v., 80 mA., 7/6; HW 500 v. 30 mA., 5/-; 270 v. 200 mA. 7/6. Relays, Magnetic Devices type; 4 make and 4 break, 10 A. contacts, 12/24 v. coil, covered, 7/6. G.P.O. 3000 type, 2 k. coil, DP c/o. 4/6. U.S.A. 6/12 v., semi-rotary action, large SILVER contacts, DPST and lesser SPDT and SPST. 7/6. 6 v. small, 2 break, 30a, 1/6. Siemens hi-speed, 250+250 ohms, 145 ohms or 1,000 ohms 3/-; 1K + 1K, 8/6. Switches, Toggle, SPDT, new 2/6. DPDT toggle, U.S.A., metal 2/6. Transformers (3/6 postage). 230 v. Input, 38 watts, 4-5-6 v. outputs twice, 8/6. Input 230 v. Outputs 250-0-250 v. 2-0-20 mA., 6.3 v. 1.5 A., 5 v. 2 A., new, 7/6. Input 230 v. Output: 620-550-375-0-375-550-620 v. Simultaneous 250 and 200 mA. and 5 v., 3 A., twice, new (de/d' G.B.), 52/6. Input 210/230 v. Outputs: 10 v. 6 A. C.T. and 6.3 v. 5 A. C.T. 22/6. Chokes LF potted, 20H, 80 mA., 3/8, 12 H., 150 mA., 3/6, 8 H., 250 mA., 10/6, 9 H., 50 mA., 7/6. Meters, 3 1/2in. dia. 1 mA., ind., sealed 0/5, 0/10, 0/15, 0/30; 1955 made, 55/-; U.S.A. 2in. fl. rd., 1 mA. 15/-; 5 mA., 100 mA., 200 mA., 300 mA., 500 mA., each 8/6; 3 1/2in. fl. rd., 20 micro A. short sealed, 45/-; Relay Units with 7 600 type 1 miniature and 2 valves 92/4, 25/- (D.P. 3/6). Indicators with 4 1/2in. CRT and 12 valves, new, 30/- (rail 7/6).

LIST AND ENQUIRIES: S.A.E. please! Terms: G.W.O. postage extra. Immediate despatch.

Callers and Post: **W. A. BENSON (W.W.)**, 136, Rathbone Road, Liverpool, 15. SEP 8853
Callers: **SUPERADIO (W)chapel LTD.**, 116, Whitechapel, Liverpool, 2. ROY 1180

GILSON TRANSFORMERS



The above illustrates our Type WO 866.

Extra wide frequency range 20-30W. U.L. Output Transformer. 6,600Ω A-A, 43% taps, 4-section secondary for various loads.



Gilson transformers have been chosen by research establishments in the Aircraft, Motor, Radio and Electronic industries also by Government departments, to whom the utmost degree of reliability is essential.

We could enlarge on the qualities of our products but prefer to let the above facts speak for themselves.

Below we list some of our

STANDARD TYPES & CURRENT PRICES

MAINS TRANSFORMERS—With wire ends.

WO 839. 300-0-300V. 60mA. 2×6.3V. 1A. £2 0 0

WO 839/250. 250-0-250V. 65mA., 2×6.3V. 2A. £2 0 0

With tag panel.

WO 741A/B. 300-0-300V. 150mA., 6.3V., 5A, C.T.; 6.3V. 1A. tapped at 5V. 2A. £3 3 0

WO 941. For the Williamson .. £5 0 0

CHOKES

WO 805/5. 5 Hy. 65mA. d.c. £10 6

WO 942. Multi-purpose Choke, 70 Hy @ 5mA. d.c. dropping to 15 Hy. @ 40 mA. d.c. £1 1 0

WO 724. 10 Hy. 150 mA. d.c. £1 16 0

OUTPUT TRANSFORMERS—with panels

WO 696. P-P pentode 6 or 8kΩ, 12 W. £2 10 6

WO 710. P-P U.L. 7kΩ, 12W. £2 15 6

WO 892. P-P U.L., 8kΩ, 15W. £3 2 6

WO 866. P-P U.L., 8.6kΩ, 30W. £5 12 6

WO 767. With solder tags on coil. Single ended 5kΩ, 3W. £1 7 0

WO 1340. P-P U.L. 9kΩ, 7W. for Stereo, Wire ends £2 5 0

200mW. TRANSISTOR TRANSFORMERS

Standard: WO 929 Driver £1 0 0

50~20k~ WO 930 Output £1 0 0

MINIATURES for Printed Circuits

WO 1072. Driver & WO 1073 Output. 130~20k~ 28/- per pair

Please write for information leaflets on the above.

N.B.—Retail sales through stockists or by post only. Our offices and works are closed Saturdays.

R. F. GILSON LTD.

11a ST. GEORGE'S RD., WIMBLEDON, S.W.19

Phone: WIMbledon 5965

Makers of HEAVY DUTY MAINS, NEON and FLUORESCENT LIGHTING TRANSFORMERS

REPAIRS AND SERVICE

USE Jefco coil winder, cheapest machine on the market.—Details, 170, London Rd., Southend-on-sea. [0174]

TRANSFORMERS to any specification. Singles, rewinds, small or large batches; quick and efficient service, competitive prices, estimates by return of post, from: MESSRS. Newman & Son, 1, Grove Crescent, South Woodford, E.18. [0350]

WE undertake the manufacture of transformers singly or in quantities to any specification; all work guaranteed for 12 months. LADBROKE Rewind Service, Ltd., 820a, Harrow Rd., London, N.W.10. Tel. Ladbroke 0914. [0222]

RENEW to stock your faulty speakers of all sizes pressure units, microphones, coils, fields and cone assemblies in cartons.—D. C. Boulton, 134, Thornton Rd., Bradford, [0171] Telephone 22838.

MISCELLANEOUS

CABLE: 10%-20% under price, full or part coils; cheap fluorescents from 32/9; catalogues.—B.D.C., 591, Green Lanes, London, N.8. [7987]

METALWORK, all types cabinets, chassis, racks, etc., to your own specification, capacity available for small milling and cast-iron work up to 1lb bar. PHILPOTT'S METAL WORKS, Ltd., Chapman St., Loughborough. [0208]

ELECTRICAL Appliances, Actuators, all makes available. A.I.D., A.R.B. released two to three weeks. Commercial Ex. Stock. Contact: Stewart Aeronautical Supply Co., Ltd., Adastral House, Nutfield, Redhill, Surrey; Telephone: Redhill 5050. [8264]

PAINTS, CELLULOSE, ETC.

PANL, recognised for many years as the unique one-coat black crackle finish, brush applied, no baking; available by post in 1/8 pint cans at 3/9 from: G. A. Miller, 255, Nether St., London, N.3. [0260]

AGENTS WANTED

FREE lance transformer designer required.—Write, stating capabilities, to Box 0159.

BUSINESS OPPORTUNITIES

WANTED manufacturers of component parts for Post Office type 3,000 relay.—Please send details to Box 0158. [8211]

CAPACITY AVAILABLE

P.T.F.E. and plastics machining and moulding, A.I.D. approved.—Bel Sound Products, Marlborough Yard, London, N.19. Tel. Arc. 5078. [0185]

ASSEMBLY, wiring, testing, H.F. and V.H.F. equipment. Encapsulation, metalwork, machine engraving. Suppliers to M.W.T., S.T.C., etc. R.E.E. Telecommunications, Ltd., Crewkerne, Somerset. [8265]

MAGNETIC amplifiers, transducers, etc.—Tel. Clerkenwell 3695 with your development problems. Able Engineering, Ltd., 12, Singer St., E.C.2. [8295]

SITUATIONS VACANT

GOVERNMENT of Sierra Leone.

TELECOMMUNICATIONS Engineer, Post and Telecommunications Department. To be responsible for supervising, maintaining, installing and developing telecommunications services generally under the direction of the Postmaster-General and the Engineer-in-Chief.

CONTRACT appointment in salary range £1,300 to £1,924 p.a. Gratuity of 15% of emoluments payable on satisfactory completion of contract. Free passages for officer and wife and up to three children under 18. Generous home leave. Quarters, if available, at moderate rent. Income tax at local rates. Free medical attention.

CANDIDATES under 45 years of age should be either A.M.I.E.E. or hold a university degree in electrical engineering. They must have a sound knowledge of the theory of telecommunications engineering generally and extensive practical experience of its application and be capable of controlling and training subordinate staff.

WRITE Director of Recruitment, Colonial Office, London, S.W.1, giving briefly age, qualifications and experience, quoting BCD 108/15/03. [8266]

LOWESTOFT COLLEGE FOR FURTHER EDUCATION.

PRINCIPAL J. G. Miller, B.A., B.Sc., A.M.I.Mech.E.


APPLICATIONS are invited for the appointment of full-time Lecturer to H.N.C. Standard in light current electrical engineering (Electronic and Radio Subjects).

APPLICANTS should have graduate or similar qualifications together with teaching and/or industrial experience.

THE appointment is for September, 1959. Salary in accordance with Burnham Scale (£1,200 X £30—£1,350).

APPLICATION forms and detailed particulars may be obtained on receipt of a stamped addressed envelope from the Borough Education Officer, 49, High Street, Lowestoft, to whom applications should be submitted within 14 days of the date of this advertisement. [8290]

PART-time reviewers able to evaluate design and assess performance standards, wanted to report on electronic equipment, speakers and microphones, must have own test equipment available.—Details to Box 0930. [8265]



CONVERT TO STEREO

WITH THE NEW

STEREO-CONVERTER AMPLIFIER



price £19.12.6

This equipment consists of a stereo control unit with a single high fidelity 6-watt push-pull amplifier. The illustration shows the two units joined together but they can be separated and an interconnecting lead supplied if required. Designed to operate with a radiogram chassis or amplifier for stereophonic and monaural reproduction on records, tape and radio, it provides all that is necessary to convert your existing system for stereo with the addition of another loudspeaker and a stereo pick-up.

The control unit and amplifier are available separately if required, or two amplifiers can be used with the stereo control unit to form a complete monaural and stereophonic amplifier. The three units may be mounted separately or they may be plugged into one another to form a single compact unit.

PRICES

PCU21 Control Unit £9.15.0

A6 Amplifier £9.17.6

The price of the complete Stereo-Monaural Amplifier (1 Control Unit and 2 Amplifiers) is £29.15.0

Post this coupon or write for descriptive literature and details of Home Trial facilities. Credit Terms and Guarantee to Armstrong Wireless & Television Co. Ltd., Warlters Road, London, N.7. Tel.: NORth 3213.

NAME.....

ADDRESS.....

WFS

Demonstrations at our Holloway Showroom from 9 until 6 weekdays and Saturdays

NEW DUODES

IDEAL FOR STEREO SOUND WITH THE UNIQUE DUODE NATURALNESS



For good stereo, live stereo, really natural stereo, you need two new Duodes. If you are lucky enough to own one now, then just add one more! If yours is an older model, it can be brought right up to date to match the new, at a modest cost. No Duode is ever thrown away.

If you own a recent foam surround 12B-C or 12C, the new 12D and 12E will match them perfectly. To the earlier cloth surround models we can fit foam. The older 148, 148A, 150 models need the complete new frame assembly, but ALL can be brought to 1959 stereo standard.

(Every Duode is a first-class investment in good sound)

DUODE LTD.

24 Dingwall Road, Croydon, Surrey

VORTEXION TAPE RECORDERS

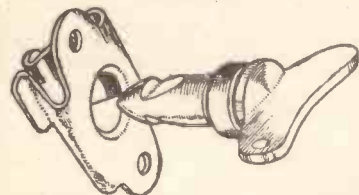
P.A. Equipment. Personal Recordings etc. Tape to Tape/Disc. Service

SALE OR HIRE

Griffiths Hansen (Recordings) Ltd. 24/25, Foley Street, London, W.1. AUScum 2771

ODDIE FASTENERS

Pat. 507249



THE FASTENER WITH ENDLESS APPLICATIONS—SIMPLE—POSITIVE SELF-LOCKING. MADE IN A VARIETY OF TYPES AND SIZES. SPECIAL FASTENERS TO SUIT CUSTOMERS' REQUIREMENTS. WIDELY USED IN THE RADIO INDUSTRY

Illustrated brochure and other information will gladly be sent on request. DEPT. "W.W."

Oddie, Bradbury & Cull Ltd., Southampton Tel.: 55883 Cables: Fasteners, Southampton

SITUATIONS VACANT
SCUNTHORPE HOSPITAL MANAGEMENT COMMITTEE.
LINCOLNSHIRE Radiotherapy Centre (50 beds).
PHYSICS Laboratory Technician.
DUTIES concerned with application of Physics to medical problems, maintenance and service of electrical equipment including high voltage X-ray sets and electronic equipment used in radioactive isotope work. Educational qualifications Inter B.Sc. or ONC (Elect. Eng.) or equivalent but practical experience considered in lieu of other qualifications. Salary scale £295 to £625—50 hour week. Form of application from Group Secretary, War Memorial Hospital, Scunthorpe. [0321]

COTTAGE LABORATORIES, Ltd. have the following vacancies:
1. Cold Shop Foreman for small shop doing development work and short production runs; must be experienced on "C" core coils and small coils and filters.
2. Technical Assistants for the construction and simple testing of experimental electronic assemblies.
3. Senior Draughtsmen for electronic and electro-mechanical work to Service requirements.
Con genial atmosphere and ideal working conditions; five-day week, good holidays, canteen, medical services, recreation and sports facilities on the premises; bus routes pass the door.—Write to the Chief Engineer, Cottage Laboratories, Ltd., Portsmouth Rd., Cobham, Surrey, or telephone Cobham 3191. [8271]

FEDERAL BROADCASTING CORPORATION OF RHODESIA AND NYASALAND
APPLICATIONS are invited for following posts. Appointment on probation for one year in first instance with prospects of permanent employment. Contributory pension scheme. Salary scale £800 rising to £1,400 a year. Free passages on first appointment and assistance towards family passages. Liberal leave on salary. Holiday benefit fund. Candidates, not over 35, should possess at least C. & G. Inter. Cert. with Radio I or equivalent.
TECHNICIAN—transmitters (M2C/50194/WF). Candidates must have a sound theoretical and practical knowledge of broadcast M.F. and H.F. transmitters and ancillary equipment. They should have had at least 3 years' practical experience on the maintenance and operation of such transmitters with a reputable broadcasting or telecomms. organisation. Knowledge of feeders, aerials and methods of construction, erection and matching an advantage. Practical knowledge of simple constructional workshop methods desirable.
TECHNICIAN—Installation (M2C/50206/WF). CANDIDATES, preferably single, should have a good general knowledge of broadcasting engineering plant. They should have specialised knowledge of modern practice in the installation of such plant and should be capable and versatile in the use of tools and workshop equipment.
WRITE to the Crown Agents, 4, Millbank, London, S.W.1. State age, name in block letters, full qualifications and experience, and quote reference shown against the post applied for. [8268]

AEROPLANE and Armament Experimental Establishment, Boscombe Down, requires SKILLED MEN to serve as:—
INSTRUMENT and Electrical Craftsmen—for laboratory and aircraft installations.
RADIO/Radar and Electronics Craftsmen—for fitting and maintenance of aircraft and ground installations.
AIRFRAME and Engine Fitters, Fitters/Armourer, Instrument Makers for aircraft servicing and fitting of special equipment.
RATE of pay for 44-hour 5-day week 189/8 plus 10/- merit lead, or 189/8 plus 38/- merit lead according to experience. Prospects of re-assessment of rate within three months, and increase awarded will be back-dated to date of entry. Merit lead can rise to 70/-. Two weeks' (88 hours) paid annual leave. Paid sick leave scheme. Hostel accommodation available for single or unaccompanied applicants.—Apply giving details of apprenticeship and experience to Air Commodore (Civilian Administration Officer), (WW), A. & A.E.E., Boscombe Down, Amesbury, Wiltshire. [8259]

VACANCIES exist in a government establishment in North Buckinghamshire for Principal Scientific and Senior Scientific Officers.
APPLICANTS should possess an Honours Degree in Physics or Engineering, or equivalent qualifications, and have at least three years experience of working on radio or electronic equipment.
GRADING according to qualifications and experience.
SALARY, Principal Scientific Officer £1,370 rising to £1,950. Senior Scientific Officer £1,130 rising to £1,330.
CANDIDATES must be British Subjects or Citizens of the Irish Republic born within the Commonwealth or in the Irish Republic of parents born within those territories.
CLOSING date for applications 10 days from the appearance of this advertisement.
WRITE, giving age, qualifications and experience to: Box 0823. [8255]

HOUSE available for first class and fully experienced T.V. Engineer, Manchester district. Must be able to work on all types of repairs without exception. Driving licence essential; permanent situation; superannuation scheme; travelling expenses incurred attending interview will be repaid.—Box 1120. [8291]

LONDON CENTRAL RADIO STORES

VENNER TIME SWITCHES for switching on/off lighting and power. Reconditioned as new. In iron-clad cases, 10 amp., 75/-; 15 amp. 85/-; 20 amp. 95/-.

PHOTO-ELECTRIC CELLS, Type G818. These cells are the gas-filled type with caesium Cathode. Made by Cintel. Minimum sensitivity 100µA/humen working volts 100 D.C. or peak A.C. Projected cathode area 10 sq. cm. Suitable for 16 mm. Home Cinema Talkie equipment, Safety Devices, Colour and Photo. Matching, Burglar Alarms, Automatic Counting, Door Opening, etc., 30/-.

TELEPHONE DIALS. 0-9. Suitable for inter-office and factory installations. With fixing mould, fitted with connecting tags. 21/-.

SYNCHRONOUS A.C. MOTORS (geared meter movements), 200/250 v. For models, etc. Approx. size 3 x 3 x 3in., weight 1lb., 10/-.

3-OHM P.M. SPEAKERS. In good working order. 10in. 27/6; 8in. 9/6; 6in. 9/6; 5in. 11/6.

WESTERN ELECTRIC EXTENDING TELEPHONE with single earpiece and headband, complete with screw-fixing table stand. Approx. 22in. extension. Brand new, boxed, 38/6.

AVO UNIVERSAL TEST METERS. Reconditioned as new. In perfect working order. Model 40 £10/10/-, Model Z £9/9/-.

ELECTRICITY SLOT METERS (1/- in slot), for A.C. mains. Fixed tariff to your requirements. Suitable for hotels, etc. 10 A. 84/-, 15 A. 94/-, 20 A. 104/-.

Other ampereages available. Reconditioned as new.
QUARTERLY ELECTRIC CHECK METERS. Reconditioned as new. 10 A. 42/6, 15 A. 52/6, 20 A. 57/6. Other ampereages available.

MIRROR GALVO'S. Instrument resistances, 190 ohm. External resistance 1,400 ohm. Sensitivity 2,200 M.M.S. NEW, in wooden transit box. Size 13x6x6 in. 23/15/-.

VENNER 8-DAY CLOCKWORK TIME SWITCHES. 230 volts, 1 amp., 3½ x 2½ x 2½in., with key and connecting socket 27/6.

TUFNOL SHEETS. ½in. thick, 47½in. x 47½in., 22. 23in. x 16in. 7/6. 16in. x 16in. 5/- per sheet.

All prices include carriage.

23 LISLE ST. (GER. 2969) LONDON, W.C.2
Closed Thursday 1 p.m. Open all day Saturday

"Easco" INTER-COM & SOUND Advisors
BRIGHTON TERRACE, LONDON, S.W.9
Phone: BRixton 4961

Q.C.C. QUARTZ CRYSTAL UNITS

The Q.C.C. range of quartz crystal units covers the complete frequency spectrum from 800 c.p.s. to 45 Mc/s.

All the standard evacuated glass, metal case, and phenolic moulded mountings are available. We can offer prompt deliveries at competitive prices and a technical advisory service on circuitry and other problems is always at your service.

Our 1959 leaflet, giving full details of the complete range, together with fully dimensioned drawings of all the standard mountings, has just recently been published.

Why not write for your copy today?

WHEN IT'S QUARTZ CRYSTALS THINK OF Q.C.C. FIRST

The QUARTZ CRYSTAL Co. Ltd.

Q.C.C. Works, Wellington Crescent, New Malden, Surrey. Telephone: MALden 0334 & 2988

EDDY'S (NOTTM.) LTD.

(Dept. W.W.)

172, ALFRETON ROAD NOTTINGHAM

TRANSISTORS. Yellow/green spot 6/11. R.F. yellow/red spot 13/11. Post 4d.

ACOS CRYSTAL PICK-UPS. Turnover (2 sapphire styli) 29/11. Post 2/6.

MORSE TAPPERS. Good quality, plated contacts, adjustable gaps, heavy duty. Special price 3/6. Post 9d.

RECORDING TAPE. 1,200ft. Plastic reels, 7 inch. 10/11. Post 1/-.

SUB-MINIATURE CONDENSERS (Transistor). 1.6 mfd. 5 mfd., 10 mfd., 32 mfd. 2/6 each. Post 4d.

TUBULAR WIRE END CONDENSERS (not Ex-Govt.), 8 mfd., 450 v. 1/9. 8-8 mfd. 450 v. 2/6. 16 mfd. 450 v. 2/9. 16-16 mfd. 450 v. 4/3. 32-32 mfd. 350 v. 4/9. 32 mfd. 450 v. 3/9. 16-8 mfd., 450 v. 3/9. 25 x 25 mfd. Midget 1/3. 50-50 mfd. 400 v. 6/11. Post 6d.

NEON MAINSTEATER/SCREWDRIVER. 4/6 each. Post 6d.

GERMANIUM DIODES 1/- each. 10/- dozen. Post 4d.

ACOS CRYSTAL MIKE INSERTS, 4/11 each. High quality. Can be used for Tape Recorders, Baby Alarms, etc. Post 6d.

JACK PLUGS. Standard type 1/11. Post 4d

B.S.R. MONARCH 4 SPEED AUTOMATIC RECORD CHANGER. Type UAB. Complete with High Fidelity turnover head. Capacity of 10 records, plays 12in., 10in. 7in. intermixed in any order. 78, 45, 33 and 16 r.p.m. A.C. Mains 100-250 v. £6/19/6. Carriage 5/-.

MIDGET BATTERY ELIMINATORS. To convert most types portables to mains operation. 57/6. Post 2/6. Size only 3 1/2in. x 2 1/2in. x 1 1/2in. extremely small (Please state make and model No.).

GUITAR PICK-UP "The Electro." Super Hi-Fi non-acoustical, universal fitting 3in. x 1 1/2in. x 1/2in. High output. Complete with lead and plug. Full and easy instructions, 39/11 each. Post 1/-.

All above are New and Guaranteed.

AZI	12/6	EF91	6/9	IH5	10/6
AZ31	10/-	EL41	9/9	IR5	7/6
B36	15/6	EY51	12/11	IS5	7/-
CY31	12/11	EY86	12/6	IT4	5/6
DAF96	8/6	EZ80	8/6	3D6	4/6
DF96	8/6	EZ81	8/6	3Q5GT	9/6
DL96	8/6	GZ32	12/6	5U4G	6/6
DK96	8/6	KT33C	9/6	5Z4G	10/-
DM70	6/6	L63	6/-	6AG5	5/6
EB41	9/6	MU14	9/-	6B8G	2/11
EBF80	9/6	PCCB4	8/6	6BJ6	8/6
ECC81	8/-	PCF80	9/-	6C4	5/11
ECC82	8/-	PL81	16/-	6F1	12/6
ECC83	9/-	PL82	8/6	6F13	12/6
ECC84	9/6	PL83	10/6	6K7G	2/11
ECC85	9/6	PY80	8/-	6K8G	7/6
ECH42	9/6	PY81	8/6	6L7G	6/11
ECH81	8/6	PY82	9/-	6SN7GT	5/9
ECL80	13/6	T24	12/6	6V6G	5/11
EF40	14/-	U25	17/6	6V6GT	6/6
EF41	9/-	UBC41	9/6	6X5GT	6/6
EF42	11/-	UCC85	9/6	12A76	10/6
EF50	3/-	UCH42	9/9	25A6G	11/6
EF50(R)	4/11	UF41	8/6	807(B)	3/9
EF80	7/11	UL41	9/6	807(USA)	5/6
EF85	7/-	UY41	8/-	954	1/6
EF86	14/-	UY85	8/6	955	3/11
EF89	9/6	IC5	12/6	956	2/11
		ID5	10/-		

NEW AND SURPLUS GUARANTEED VALVES

All Tested Before Despatch.

C.W.O. or C.O.D. only. S.A.E. with all enquiries. Postage and packing 6d per valve extra. Over £3 free.

Any parcel insured against damage in transit for only 6d. extra per order. All uninsured parcels at customers risk.

Send 1/- for 56 page illustrated catalogue.

SITUATIONS VACANT

TELEVISION bench and field engineers required at all times for vacancies in most parts of the British Isles—permanent positions with highest salaries plus bonus for suitable applicants, 5% day week.—Box 8489. [0251]

DESIGN and development of V.H.F. and U.H.F. aerials, well known company near London, requires man with energy and initiative to take charge of technical side; proven background essential.—Full particulars and salary required to Box 0850. [8257]

F. & E. Ltd., require experienced engineer take charge of test room, engaged on environment testing of electronic components; good salary and prospects.—Apply in writing with details of past experience and qualifications, 25, Bickerton Rd., N.19. [8254]

CAREERS IN TELECOMMUNICATIONS. The Regular Army offers excellent opportunities to men between the ages of 17½ and 33 years for a career in telecommunications. Free training on full pay in the latest techniques and equipment is given in the following trades: **ELECTRONIC TECHNICIAN.**

TELEGRAPH TECHNICIAN. Guaranteed Trade Training or Guaranteed Trade Employment to those already qualified is offered for: **RADIO TECHNICIAN.**

LINE TECHNICIAN. Employment varies from handling wireless sets and communication equipment used in the field, to engineering projects for long range circuits between the Commonwealth countries. The training and experience gained are valuable assets on return to civilian life. Promotion prospects are excellent. Opportunities for promotion to Warrant Officer or Foreman of Signals, and to commissioned rank as Technical Officer, Telecommunications.

A desirable qualification is an apprenticeship in Radio Engineering or G.C.E. in technical subjects, but men with a reasonable standard of education and intelligence with ability in mathematics and mechanical aptitude will be considered. For further details, write to War Office, MP6, London, S.W.1. [8273]

REQUIRED for servicing of electrical equipment, a young technician having made special study of high frequency engineering, or amateur radio enthusiast with experience in mechanical engineering; living in London area; some knowledge of German useful.—Write Box 1159. [8299]

MEDICAL RESEARCH COUNCIL require a technician or senior technician at the Werner Research Unit on Deafness, King's College Hospital Medical School, Denmark Hill, London, S.E.5, to assist in acoustic research; electrical, radio or mechanical experience required.

SALARY scale: technician £515-£630; senior technician £620-£840 plus London weighting. **APPLICATIONS** stating qualifications and experience to be sent to the Director at the above address. [8297]

SENIOR Test Engineer required. Higher National Certificate, or equivalent technical education. Some experience of final inspection of high-grade instruments essential. Apply in writing to Electronic Instruments, Ltd., Lower Mortlake Road, Richmond, Surrey. Ref.: STB/WCB/D. [8294]

ENGINEERS with some five years practical experience of radio frequency design work required for interesting new project in laboratory situated in South West outskirts of London; pension scheme.—Write giving full particulars of experience and salary requirements to Box 0742. [8253]

TECHNICAL writer required for compilation and preparation of catalogues, technical data sheets, etc.; also to undertake press liaison work; interesting and well paid post with good prospects to man with some experience.—Apply Sales Director, N.S.P., Alfred Place, London, W.C.1. [8250]

INTERESTING position open with an important cinema organisation for a young enthusiastic engineer with practical electronic experience in a new and expanding field in the cinema industry, must be prepared to travel within the British Isles; state age, education, training, experience and salary required to—Box 0931. [8261]

ELECTRONIC inspectors required, South-West London area; preference will be given to applicants having wide practical experience of test methods and equipment backed by reasonable theoretical knowledge; salary according to ability, ranging from £600 to £900 per annum; staff pension scheme, good canteen, sports and social club facilities.—Write Box Ww.967, c/o 191, Gresham House, E.C.2. [8274]

RADIO Technicians required by International Aeradio Ltd. for overseas service. Permanent and pensionable posts. Normally tax-free, inclusive salary in local currency varying with location, and additional marriage and child differentials. U.K. leave, free air passages and insurance. Kit allowance. Qualified candidates to whom replies will be sent write to Personnel Officer, 40, Park St., W.1. [0262]

AN interesting job as a laboratory assistant is vacant in a research laboratory in very pleasant surroundings in Maidenhead. Applicants are invited from young men who have completed their National Service and have reached the standard of Advanced level G.C.E. in Physics with some electronic experience, preferably in the field of micro waves. Applicants should give details of age, education and experience, and in the first instance write to Box 8981. [8184]

From the NEW "Q.P." RANGE

(Quantity Production)

by STAMFORD

Products in this new Special Range are veneered in Teak and can be polished to match "G-Plan" walnut furniture. Medium and dark shades in walnut, mahogany and oak. Also light walnut and mahogany. No cut-outs or modifications. Polished samples sent on request.



PRICE £14/19/6

QP.ET. Offering maximum value at minimum cost, this attractive cabinet will house any autochanger or transcription unit (except Garrard 301) Motor board measures 28in. x 14in. Ample space for most power amplifiers, controls and FM tuners. Lower section—storage for approx. 200 12in. L.P.A. Price £14/19/6 or 45/- deposit and 9 monthly payments of 30/6.

FROM OUR STANDARD RANGE

These standard cabinets are veneered in selected Oak, Walnut or Sapelle Mahogany, polished matt or bright in a wide range of colours. Patterns sent on request.



PRICE £22/10/- G.P.56

Size 38in. wide, 30in. high, 17 1/2in. deep. Motor Boards measure 17 1/2in. x 4 1/2in. deep. Sloping control panel 37in. x 9in. x 1/2in. Price £22/10/- or 67/6 deposit and 9 monthly payments of 45/9. Our new catalogue will be sent on request by return. Correspondence only, to A. L. Stamford (Dept. C.4), 20, College Parade, Salisbury Road N.W.6.

These models and many others can be inspected at our showrooms (see address below). Business hours 9.30-6 p.m. Late night Wednesday. Open all day Saturday. Hear instant comparisons of the leading Hi-Fi equipment and speakers or send for our new illustrated catalogue for full details of dozens of new designs. Easy credit available. We specialize in supplying and fitting into our cabinets any equipment currently available. Delivery England and Wales, 12/8. Scotland, N. Ireland 25/-.

SHOWROOMS:
A. L. STAMFORD (Dept. C.4), 84/88 and 98 Weymouth Terrace, off Hackney Road, London, E.2.
TELEPHONE: SHO 5003

DIRECTIONS:
No. 8 bus from Liverpool Street, book to Odeon, Hackney Road, walk back two turnings.

AUDIO MEASUREMENTS

By Norman H. Crowhurst.
The sage of the world of sound tells you about the test equipment you need for efficient audio measurements. He explains measurements techniques for amplifiers, transformers, pickups and arms, turntables and changers, tape recorders and microphones.
23/- Postage 1/-.

SERVICING TRANSISTOR RADIOS
by L. D'Airo. 23/- Postage 1/-.

AN ELECTRONIC ORGAN FOR THE HOME CONSTRUCTOR by A. Douglas. 15/- Postage 9d.

TELEVISION ENGINEERS' POCKET BOOK by J. P. Hawker. 12/6. Postage 6d.

BASICS OF DIGITAL COMPUTERS by J. S. Murphy. 3 vols. Set 52/6. Postage 1/3.

TELEVISION SERVICING HANDBOOK by G. J. King. 30/- Postage 1/3.

INTERNATIONAL RADIO TUBE ENCYCLOPAEDIA by B. B. Babani. 1958-9. 63/- Postage 1/3.

RADIO VALVE DATA 6th. Ed. "W.W." 5/- Postage 9d.

THE MODERN BOOK CO. 19-23 PRAED STREET LONDON, W.2

BRITAIN'S LARGEST STOCKISTS OF
BRITISH AND AMERICAN TECHNICAL
BOOKS

PADdington 4185. Open 6 days 9-6 p.m.

SITUATIONS VACANT
LABORATORY ASSISTANTS TO G.C.E. "A"
level standard in chemistry and physics, preferably with interest in electricity. Please write, stating age, qualifications and experience, to Personnel Officer, Dübiller Condenser Company (1925), Ltd., Victoria Road, North Acton, W.3. [8295]

ELECTRONIC engineer for development, planning and layout of audio frequency equipment, age 25-35; minimum qualification O.N.C. and experience of P.A. and Hi-Fi; progressive post, pleasant conditions.—Pamphonic Reproducers, Ltd., 8, Dalston Gardens, Stanmore, Middx. Wor. 4014. [8251]

ELECTRONIC engineers wanted to train as project leaders to take charge of overseas contracts, candidates should be single, medically fit, and in age group 24-30, and be willing to work abroad for periods up to two years, qualifications B.Sc., H.N.C., or equivalent; practical experience in hydrographic or other survey work an advantage.—Box 0869. [8260]

REPRESENTATIVES reqd. by manufacturers of international repute to promote the sale of radio components to the radio and electronic industries; own car an advantage and an adequate car allowance will be paid; there are vacancies in the North, Midland and London areas.—Please reply in the first instance with full particulars and salary expected, in confidence, to Box 1147. [8501]

OVERSEAS—Oil Exploration Company with world-wide seismic parties offers permanent career to electronic technicians; maintaining and operating field equipment; men prepared to accept responsibility and to live in camp conditions, academic qualifications to H.N.C. or equivalent essential or genuine practical experience to this standard; liberal home leave.—Box 6478. [8031]

The post of Chief Designer at Painton's & Co., Ltd., Northampton, will shortly become vacant; applications are invited from properly qualified men who have had several years' experience designing components for the electronic industry, and capable of taking charge of a small drawing office.—Apply to the Personnel Officer, Painton & Co., Ltd., Bembridge Drive, Kingsthorpe, Northampton. [8275]

SURREY Education Committee—Senior Laboratory Steward Grade B required for physics and mathematics department, good knowledge of physics laboratory work required, duties include supervision of laboratory assistants in expanding department, construction and maintenance of simple mechanical and electronic apparatus, etc.—Applications to the Principal, Kingston Technical College, Kingston-upon-Thames, as soon as possible. [8280]

TELEVISION development engineers required for work in a small but expanding laboratory dealing with special application of television, including industrial, for small quantity production. Academic qualifications are not essential if an applicant possesses considerable television experience and is capable of individual work under direction.—Write with full details of age, experience, qualifications and salary expected, to the Personnel Manager (E73), Murphy Radio, Ltd., Welwyn Garden City, Herts. [8288]

DEVELOPMENT Engineer required with experience in Television receiver design. Must be capable of working on his own initiative. Vacancies also exist for development engineers with good general laboratory experience and qualifications to final C. & G. standard (or equivalent), for work on all aspects of television and sound wire broadcasting. Very good security and prospects in expanding organisation.—Write, stating age, qualifications, experience and present salary, to C.E. Dept., British Relay Wireless, Ltd., 397, Albany Rd., Camberwell, S.E.5 [8288]


ASSISTANTS (Scientific). Pensionable posts for men or women at least 17½ and normally under 26 on 1.1.59 with appropriate educational or technical qualifications (normally G.C.E. with passes at O or A level in 4 distinct subjects including English Language and a scientific or mathematical subject, or O.N.C. or equivalent qualifications) and at least 2 years' experience in either: (i) engineering or physical sciences, or (ii) chemistry, bio-chemistry or metallurgy, or (iii) biological sciences, or (iv) geology, meteorology, or skilled work in a laboratory craft such as glass blowing; starting salary (men) from £320 (at 17½) to £530 (at 25 or over); maximum (London) £690. promotion prospects; 5-day week generally.—Write, Civil Service Commission, 17, North Audley St., London, W.1, for application form, quoting S 59/59. [8277]

RADIO maintenance technician required by Police Department, Government of Northern Rhodesia, on agreement for one tour of 36 months with prospect of permanency. Salary according to age and experience in scale £745 rising to £1,260 a year, Free passages. Liberal leave on full salary. Candidates preferably aged 25 to 35, must possess academic qualifications on Mathematics and Physics of matriculation standard, together with sound knowledge of installation and maintenance of modern low and medium power V.H.F. static and mobile equipment, H.F. transmitters and receivers including S.S.B. and petrol generators and diesel electric sets. A knowledge of installation and maintenance of teleprinters advantageous.—Write to the Crown Agents, 4 Millbank, London, S.W.1. State age, name in block letters, full qualifications and experience, and quote M20/50259/WF. [8256]

75% OFF

S.T.C. RECTIFIER SUPPLY UNIT

Specification: A.C. input 100/260 volts 45/65 cycles D.C. output 24 volts at 10 amps. under tropical conditions (i.e. 131° F.) but guaranteed full meter current of 20 amps.
No: I ZB 10234




HEAVY DUTY CHARGER

All circuits fused and switched for full 20 amps. or 24 volts at 125/350/700 milliamps. (Circuit diagrams and instruction book supplied). Constructed in grey metal cabinet as illustrated the unit is 2ft. 8in. high x 2ft. long x 1ft. 3½in. deep, and weighs 141 lbs. This unit was designed as a portable charging plant for use with S.O.S/T 3 channel telephone system. AS SUCH ARE IDEAL HEAVY DUTY L.T. SUPPLY UNITS for the electronics industry, research laboratories, schools, etc. Supplied Brand New at **£22-10-0** fraction of makers' price Ex Warehouse. Instructions and circuit diagrams, 10/- dep.

VARIAC TRANSFORMERS

Brand New



OUTPUT (2KVA) Completely Variable 0 to 270 Volts. 9 Amps.
INPUT 230 Volts, 50/60 ~
A SHROUDED FULLY VARIABLE TRANSFORMER FOR BENCH OR PANEL MOUNTING.
SIZE: — APPROXIMATELY 8½" CUBE
WEIGHT: — APPROXIMATELY 30 LB.
PRICE: — RIDICULOUS—ONLY £15.00 + 12/6d. CARRIAGE.
SUPPLIED NEW AND BOXED.
HATTER & DAVIS (RELAYS) LTD.
2, IRONGATE WHARF RD., PRAED ST., LONDON, W.2. PAD. 2231/2/3

TANNOY

SOUND EQUIPMENT

Tells you what's going on clearly

WEST NORWOOD • S.E.27
Telephone: GIPty Hill 1131 (7 lines)

NEW G.C.E., S.T.C. AND "WESTALITE" SELENIUM RECTIFIERS. Largest L.T. range in Gt. Britain. ONLY Makers' LATEST GOODS supplied NOT Surplus. S.T. & C. E.H.T. K3/15, 5/-; K3/45, 9/4; K3/50, 9/10; K3/100, 16/8; all post 4d. extra.

BRIDGE CONNECTED FULLWAVE.
17 v. 1 a., 13/4; 1.5 a., 26/6; 3 a., 30/6; 4 a., 38/-; 5 a., 38/6; all post 6d. 33 v. 1 a., 22/9; 1.5 a., 45/-; 3 a., 54/-; 5 a., 68/-; all post 1/6. 54 v. 1 a., 33/-; 1.5 a., 62/-; 2 a., 74/-; 3 a., 74/-; 5 a., 97/-; 72 v. 1 a., 42/-; 1.5 a., 78/-; 2 a., 95/-; 3 a., 124/-; 5 a., 124/-; 100 v. 1 a., 61/-; 1.5 a., 112/-; 2 a., 134/-; 3 a., 134/-; 5 a., 180/-, all post 2/-.

BRIDGE CONNECTED WITH 7½in. SQUARE COOLING FINNS 17 v. 6 a. 53/7; 10 a. 61/-; post 2/6.

BRIDGE CONNECTED HEAVY DUTY FUNNEL COOLED OR 7½in. SQUARE COOLING FINNS. Both types, same price. 17 v. 20 a. 120/-; 30 a. 172/-; 50 a. 280/-; 33 v. 6 a. 89/-; 10 a. 102/-; 20 a. 202/6; 54 v. 6 a. 124/-; 10 a. 144/-; 72 v. 6 a. 160/-; 10 a. 186/-; 100 v. 6 a. 227/6; 10 a. 270/-, all post 3/-.

"WESTALITE" (BRIDGE) 12-15 v. D.C.
0.6 a. 12/-; 1.2 a. 30/-; 2 a. 32/6; 5 a. 37/6; 10 a. 64/6; 20 a. 117/6; 30 a. 171/-; 50 a. 278/-; 24 v. 1.2 a. 30/-; 5 a. 60/-; 10 a. 109/6; 20 a. 208/-; 36 v. 1.2 a. 47/6; 5 a. 82/6; 10 a. 154/6; 100 v. 1.2 a. 82/6; 2.5 a. 154/6; 5 a. 195/6; 10 a. 391/-; 170 v. 1.25 a. 135/-; 195 v. 1.25 a. 144/6. All post extra 1/6-3/6 E.H.T. rectx. 14D.134, 25/-; 36 E.H.T. 60 35/10, post 4d. 1 m. AC/DC meter, rectx. 14/6.

"SALFORD" (BRIDGE). 6 and 12 v. D.C. 1 a. 7/6; 1.5-2 a. 8/6; 2.5 a. 11/9; 3 a. 14/9; 4.5 a. 16/6; 6 a. 23/6; 10 a. 34/-; 14 a. 42/-; 24 v. 1 a. 12/6; 1.5 a. 14/3; 2 a. 15/6; 3 a. 26/-; 4 a. 29/6; 6 a. 36/6; 10 a. 75/-; other sizes. Post, under £1 add 1/-, over £1 add 1/6.

Wholesale and Retail.

T. W. PEARCE

86 Great Percy Street, London, W.C.1
Off Pentonville Road. Between King's Cross and Angel

WORLD FAMOUS TELEPHONES F-Type



IN ATTRACTIVE CASE

The best portable telephone ever made. With a range of up to 5 miles, is ideal for FACTORIES, BUILDING SITES, FARMS, CIVIL ENGINEERING PROJECTS, OUTSIDE BROADCAST UNITS and OFFICES. 2 perfect sets in individual carrying cases, complete with long life batteries, bells, ringer and 100ft. telephone cable.

£7.10.0 per pair Carr. (G.B.) 9/6

DON Mk. V TELEPHONES

Few remaining, complete with 100ft. telephone cable £5/11/- per pr. Carr. (G.B.) 9/6. **D3 STRANDED TELEPHONE CABLE, NEW.** Mile drum, 85/-. Carr. 17/6.

AERIAL MASTS

IMPROVED TYPE 50 MK. II
36ft. HIGH



Kits comprise—6 2 1/2 in. dia. Tubular Steel Sections of 6ft. length, top-section and base, Pickets, Guys and Fittings. YOU can purchase this normally expensive MAST for a fraction of its cost. Please add £1 for (returnable) wooden carrying case. The MAST is particularly suitable to take aerials for Tx. Ex., F.M. and T.V. (especially COMMERCIAL) and has many other uses. Extra 6ft. sections can be supplied at 17/6 per section.

£8.10.0 only (Carr. 15/6)

U.S.A.-Type 45ft. TELECOM AERIAL MAST. (7 sections, 6ft. 8in. x 2 1/2 in. guys, etc.) This entirely complete set in carrying case 12 1/2 Gns. Carr. 17/6. Or 2 sets for £25. Carr. extra. British Manufacture only.

ARMY TYPE 32ft. MASTS similar to above but 10 lin. screw-sections, suitable for permanent lightweight installation. Kit in canvas bag, £5/10/-. Carriage 12/6.

TELEPRINTER EQUIPMENT

CREED (BRITISH)

Reperforators Type 7 TR/3 & Complete Teleprinters 7B.

MICRO SWITCHES

BURGESS

BRAND NEW MINISTRY RELEASE



M.K. 4 BR METAL BODY UNIVERSAL CONTACT (A.M. Ref. 505/098)

78/- PER DOZ. (min.) £25 PER 100

Compare this remarkable almost half-price offer with manufacturer's prices.

RELAYS MINIATURE SEALED SIEMENS' TYPE

High Speed Single change-over

H96A, 2.0Ω + 2.0Ω	15/6
H96C, 50Ω + 50Ω	17/6
H96Q, 145Ω + 145Ω	18/6
H96D, 500Ω + 500Ω	22/6
H96E, 1,700Ω + 1,700Ω	25/-

SPECIAL QUOTATIONS ON QUANTITY & EXPORT ENQUIRIES

HATTER & DAVIS (RELAYS) LTD.
2, IRONGATE WHARF ROAD, PRAED ST., LONDON, W.2
PAD 2231/2/3

SITUATIONS VACANT

EDWARDS HIGH VACUUM, Ltd., Manor Royal, Crawley, Sussex, have a vacancy for an Instrument project engineer whose main function will be to develop new projects from the research stage to full routine production; applicants (age 25-35) should hold a minimum qualification of Higher National Certificate in Electrical Engineering or Applied Physics; electronic experience is essential, and both practical and design drawing experience in the Instrument field is desirable. **COMMENCING salary for this position will be in accordance with age and experience; pension and bonus schemes are operated; housing available if from London area.—Write, giving full details, to the Personnel Manager, [8303**

APLICATIONS are invited for posts of sound assistant B at a salary of £840 per annum or sound trainees at a minimum starting salary of £472/10 per annum, for which the training period would be a maximum of 39 weeks; successful applicants must have a good basic knowledge of electronic theory and be capable of maintaining and operating complicated audio apparatus as used in a television studio; they should also be interested in technical development work; applicants should not be more than 30 years of age and must be prepared to work irregular hours.

APPLICATIONS must be made in writing, giving full details, and addressed to: **MR. THOMSON, Productions Manager, Alpha Television Services (Birmingham), Ltd., Television Theatre, Aston Rd. North, Birmingham, 6. [8304**

MINISTRY OF SUPPLY, Royal Aircraft Estab., Farnborough, Hants., Bedford, and Aberporth, Cardigan, require:—Physicists, Mathematicians and Electronic, Aero, Electrical and Mechanical Engineers for advanced experimental work in ballistic missile, aircraft and guided weapons fields. Modern laboratories and flight facilities available. Appointments in grades (a) Experimental Officer (min. age 27) (b) Assistant Experimental Officer. Salary (a) £292—£1,130 (b) £370 (age 18)—£645 (age 26)—£800 (male) Women's rates same by 1961. Quails: H.S.C., G.C.E. (A.L.), pass degree, H.N.C. (Physics, Elec. or Mech. Eng.) or C and G final cert. of grouped course (Advanced Grade) in Telecoms. Promotion prospects and opportunities for establishments. Forms from M.L.N.S. Technical and Scientific Register (K), 26 King Street, London, S.W.1, quoting A.477/8A. [8289

ASSISTANT Inspecting Engineer (Telecommunications) required by Crown Agents for Overseas Governments and Administrations, for appointment to pensionable establishment on probation for 2 years. Commencing salary between £805 p.a. at age 25 and £1,095 p.a. at age 30 or on scale, rising to £1,170 p.a. Fully qualified officers at least 27 years of age may be eligible for special increase of £75 after 2 years' service. Liberal leave. Travelling expenses, including car mileage allowance, and subsistence allowances paid. Candidates should have serviceable experience with a firm manufacturing telecommunication equipment and have had subsequent experience on the manufacturing and technical side of the industry. They should be corporate members of the Institution of Electrical Engineers or be a graduate or equivalent. Duties include visiting manufacturer's works to advise and assist in maintaining required standards and to carry out inspection and acceptance tests. Write to the Crown Agents, 4, Millbank, London, S.W.1. State age, name in block letters, full qualifications and experience, and quote M2A/50315/WF. [8276

ASSISTANT Engineer (Telecommunications) required for their London Office by the Crown Agents for Overseas Governments and Administrations for appointment to pensionable establishment on probation for 2 years, commencing salary between £805 p.a. at age 25 and £1,085 at age 34 or over, in scale rising to £1,250; prospects of promotion; fully qualified officers at least 27 years of age may be eligible for special increase of £75 after 2 years' service; liberal leave; five-day week; candidates should preferably be between 25 and 35 years of age and have a degree in electrical engineering (telecommunications) or be a graduate or corporate member of the Institution of Electrical Engineers; they should have received their training with an established firm or authority specialising in all branches of telecommunications including telephone systems and radio transmission and have had subsequent operating or design experience on this type of equipment; previous contract experience would be an advantage. Duties of the post will entail the purchase of all types of telecommunications, radio and other electronic equipment including the preparation of detailed specifications to enable tenders to be invited and adjudication thereon. Also the preparation of reports giving advice to Administrations on problems connected with this type of equipment.—Write to the Crown Agents, 4, Millbank, London, S.W.1. State age, name in block letters, full qualifications and experience and quote M2A/50168/WF. [8262

TECHNICAL TRAINING

CITY & GUILDS (electrical, etc.) on "No Pass—No Fee" terms; over 95% successes.—For details of modern courses in all branches of electrical engineering, applied electronics, automation, etc., send for our 148-page Handbook—free and post free.—B.I.E.T. (Dept. 388A), 29 Wright's Lane, London, W.8. [0017



ELECTRONIC COMPONENTS DISTRIBUTORS FOR OVER 25 YEARS

FOUR-SIDED BLANK CHASSIS

Made in our own works from commercial quality half-hard aluminium of 16 s.w.g. thickness these chassis will carry components of considerable weight and normally require no corner strengthening.

We are now able to supply same day any size of chassis in 1/4 in. steps up to 17 1/2 in. Depths 1", 1 1/4", 1 1/2", 1 3/4", 2", 2 1/4", 2 1/2", 3", at the following rates—

45 sq. in.	4/-	176 sq. in.	8/-	304 sq. in.	12/-
80 sq. in.	5/-	208 sq. in.	9/-	336 sq. in.	13/-
112 sq. in.	6/-	240 sq. in.	10/-	368 sq. in.	14/-
144 sq. in.	7/-	272 sq. in.	11/-	and pro rata.	

Post 1/3 Post 1/6 Post 1/9
(*Length plus twice depth x width plus twice depth.)
1/4 in. flanges on two sides (inside or outside) 1/6 extra.
Soldered corners (new process) 2/- extra.
Pannels any size up to 3ft. at 4/6 sq. ft. (sq. in. x 1/4).

Full particulars on request.

Close Tolerance Wax-protected Silver Mica CAPACITORS

Values stock (pF)—											
5	22	47	75	130	180	270	315	635	815	3000	
10	25	50	60	135	200	280	385	635	670	820	3300
11	27	56	82	140	220	300	400	640	680	1000	3500
13	28	60	100	145	225	310	410	550	700	1500	4000
15	30	65	110	150	230	330	450	660	710	2000	4700
18	33	68	120	160	240	340	470	600	750	2200	5000
20	40	70	125	175	250	350	500	600	800	2500	5000

Tol. up to 33pF, 1 pF., over 33 pF. 1 per cent.
Prices: 5-300 pF., 9d.; 135-820 pF., 10d.; 1,000-3,000 pF., 1/3; 3,000-5,000 pF., 1/6.
Special (limited number only), 0.1 mfd. 1%, 12/-

"HIGH STABILITY" RESISTORS. "T.S.L." 1-watt 10% tol., 5-year guarantee. Full "preferred value" range, 12Ω to 10MΩ, 6d. each. Fairs matched to within 2%, 3/- pair.

"SURPLUS STOCKS, various makes:—

1 watt	5%	2%	1%
1/2 watt	7 1/2	10d.	1/3
1 watt	9d.	1/-	1/6
1 watt	10d.	1/3	1/9

"ELECTROVOICE" guaranteed TRANSFORMERS AND CROCKES. Individually tested. Fully shrouded. Used by leading laboratories. 66 types in stock.

"G" CORE 20 W. OUTPUT TRANSFORMERS. 20% Ultra-linear, type D84, 6,500Ω A-A 4-section .95Ω Sec. giving .95, 3.75, 7.5 and 15Ω O/P, £5/10/-

The highly successful
COOPER-SMITH HI-FI AMPLIFIERS (See p. 118, Dec. issue)
MODEL B.P.I.
A better 10 watt outfit at lower cost. Main Amplifier Kit 12 Gns. Built £14.17.0 Control Unit Kit £8.3.0. Built £11.3.0
THE "PRODIGY"
Kit for the smaller room or bank balance. Kit £13.7.6 complete. Built 16 Gns.
Full stage-by-stage constructional details, with price lists, etc., for either amplifier 2/8 post free.

- 1 1/2 IN. BROWN KNOBS (1/2 in. shaft), domed front, 6d. each, 5/- doz.
- B9A MOULDED VALVE HOLDERS, with 2in. screen, 1/3 each, 12/- doz.
- MANBRIDGE CAPACITORS. 200 V. D.C. wkg. Suitable for crossover units, etc. 5 mF., 4d. each; 1 mF., 6d. each; 4 mF., 9d. each.
- GENERAL PURPOSE LOW VOLTAGE TRANSFORMERS. Mains input 200-230-250 V. Outputs 3, 4, 5, 6, 8, 9, 10, 12, 15, 18, 24 and 30 V. at 2 A. 22/6.
- POWER TRANSFORMERS. 300-0-300 V. 100 mA. 6.3 V. at 3.5 A., 5 V. at 2 A. Mains input 200-230-250 V. 27/6.
- 20 WATT AUTO TRANSFORMERS. 105-115-120-210-230-240 V. 8/6.
- FILAMENT TRANSFORMERS. 6.3 V. 3 A. 10/-
- MINIATURE MAINS TRANSFORMER. Pri. 0-200-220-240 V. Secs. 250 V. 40 A., 6.3 V. 1.5 amp. Stack size 2 1/4 x 1 1/2 x 1 1/4 in. 10/6.
- BELLING-LEE L430 PROTECTIVE SWITCHES. 3 amp., 1/3.
- T.C.C. VISCONOL CATHODE RAY CONDENSERS. .01 mfd. 12.5 kv. type CP5770, 4/6.
- LOUDSPEAKER FABRIC. Brown with gold thread, 2/6 per sq. ft.
- DARK MAROON SPEAKER GRILLES. Moulded plastic, 7 1/2 x 4 1/2 in., 1/6 each.

Please add approx. cost of postage. *Lists available.

H. L. SMITH & CO. LTD

287/289 EDGWARE ROAD, LONDON, W.2
Telephone Paddington 5891

RADIO & ELECTRONIC ENGINEERS . . .

The MORSE CODE is still, and always will be, the basic Code for individual Signalling, whether on visual or telecommunication circuits. So add this simple and interesting subject to your qualifications. Apart from the pleasure derived from this extra knowledge, it counts for much when a step up the ladder is under consideration. Write for the **CANDLER BOOK OF FACTS** and see for yourself how fascinating the Candler method of teaching the Morse Code will prove.

CANDLER SYSTEM CO.
(56W) 52b ABINGDON ROAD, LONDON, W.8
Candler System Co., Denver, Colorado, U.S.A.



NEST OF DRAWERS

Overall: 6 1/2 in. wide x 5 in. deep x 10 1/2 in. high. 12 drawers, each 5 in. wide x 4 1/2 in. deep x 1 1/2 in. high. Useful storage for radio components, nuts, bolts and other small parts. Green enamelled, sheet steel 20/- . P. & P. 3/-.

HARMSWORTH, TOWNLEY & CO.
2 JORDAN STREET, MANCHESTER 15

JEFFERY TRANSFORMER Co.

(Winders to the late GALPINS)

Leaflets sent on request

199 Edward Street, New Cross
LONDON, S.E.14
TIDeway 4458

RADIO & TELEVISION COMPONENTS

We operate a prompt and efficient MAIL ORDER Service.

3d. stamp (only) for catalogue.

James H. Martin & Co. Finsthwaite,
Newby-Bridge, Ulverston, Lancashire.

METERS

WE CAN SUPPLY WITHIN 7-14 DAYS

a complete range of moving coil—moving iron—electrostatic—thermo-couple—also multirange meters—meggers—pyrometers and laboratory test instruments, etc.

All to B.S.89

Instruments tested and standardised on our premises, and replacements supplied from our stock.

REPAIRS

Delivery 7-14 days

Our skilled craftsmen carry out repairs or convert any types and makes of single and multirange meters.

Where desired repairs are accepted on contract.
THE V.Z. ELECTRICAL SERVICE
9, NEWPORT PLACE, LONDON, W.C.2
Telephone: GERard 4861 (Retail 2613)

TECHNICAL TRAINING
BRIT.I.R.E. and City and Guilds Examinations in Telecoms, Radio Amateurs and Radio Servicing (R.T.E.B.).—Learn at home from world-famous International Correspondence School, 71, Kingsway (Dept. 442B), London, W.C.2. [0559]

TUITION
FULL-TIME courses for P.M.G. Certificates, C.G.L.I. Telecommunications and Radar Maintenance Certificates.—Information from College of Technology, Hull. [0111]

WIRELESS.—See the world as a radio officer in the Merchant Navy; short training period, low fees, scholarships, etc., available; boarding and day students; stamp for prospectus.—Wireless College, Colwyn Bay. [0018]

ALL examinations easier to pass by I.C.S. home-study methods. A.M.Brit.I.R.E., C. & G. Telecoms, P.M.G. Cert. in Wireless, Telegraphy, Radio and TV Servicing, etc.—Write for free prospectus: International Correspondence Schools, 71, Kingsway (Dept. 442A), London, W.C.2. [0033]

LEARN-AS-YOU-BUILD course in basic radio, electronic and electrical theory with practical training building a complete TRF valve superhet radio receiver; signal generator and high-quality multi-tester; write for free book.—International Correspondence Schools, 71, Kingsway (Dept. 442), London, W.C.2. [0033]

A.M.I.Mech.E., A.M.Brit.I.R.E., City & Guilds, G.C.E., etc. bring high pay and security; "No Pass—No Fee" terms; over 95% successes.—For details of exams and courses in all branches of engineering, building, electronics, etc., write for 148-page Handbook—free.—B.I.E.T. (Dept. 387B), 29, Wright's Lane, London, W.8. [0118]

TV and Radio—A.M.Brit.I.R.E., City and Guilds, R.T.E.B., Cert., etc., on "No Pass—No Fee" terms; over 95% successes.—For details of exams and home training courses (including practical apparatus) in all branches of radio, TV and electronics, write for 148-page Handbook—free.—B.I.E.T. (Dept. 397A), 29 Wright's Lane, London, W.8. [0116]

INCORPORATED Practical Radio Engineers home study courses of radio and TV engineering are recognised by the trade as outstanding and authoritative; moderate fees to a limited number of students only; syllabus of instructional text is free; the Practical Radio Engineer, Journal, sample only 2/-; 6,000 alignment peaks for superhets, 5/9; membership and entry conditions booklet 1/-, all post free, from the Secretary, I.P.R.E., 20, Fairfield Rd., London, N.8. [0088]

AUTOMATION. Authoritative courses are now available in Digital and Analogue Computer Technology, Applied Electronics, Data Processing and Instrumentation up to professional level by home study. Individual enrolment or industrial group scheme enrolments accepted. Syllabuses and prospectus sent on request. Write (Dept. S.E.1), E.M.I. Institutes School of Electronics, College House, Kensington, London, W.8. [0114]

STOLEN
FERROGRAPH JAN/H. No. 15392, stolen with accessories; reward for recovery £25; usual cond.—Box 1160. [0130]

BOOKS, INSTRUCTIONS, ETC.
MATHS for Tels 1, 7/-; Maths for Tels 2, 5/-; Telecommunications (Principles) 1 and 2 in B.K.s. units, 10/6; Radio Reference covers every phase from elem. to advanced techniques, 25/-—Riddiford, 384, Tilehurst Rd., Reading, Berks. [7986]

"TELEVISION Explained." By W. E. Miller, M.A. (Cantab), M.Brit.I.R.E. Revised by E. A. W. Spreadbury, M.Brit.I.R.E. The sixth edition of a book which assumes a knowledge of the ordinary sound receiver but no previous knowledge of television circuits. It is non-mathematical, written in simple language and comprehensively illustrated by many diagrams and photographs. It will prove of great assistance to all students of television, to radio service engineers who wish to embark upon television work and want to understand the principles and circuits involved, and to knowledgeable owners of television receivers who would like to understand the working of their set. 12/6 net from all booksellers. By post 13/5 from Illiffe & Sons Ltd., Dorset House, Stamford St., London, S.E.1.

"SECOND Thoughts on Radio Theory." By Cathode Ray of WIRELESS WORLD. Forty-four articles reprinted from popular WIRELESS WORLD series, in which the author examines various aspects of elementary radio science, explains them clearly, and shows that there may be more behind them than is apparent from the usual text-book. This volume deals with basic ideas, circuit elements and techniques; circuit calculations; and some matters in lighter mood. An entertaining and helpful text-book for the student, refresher course for the engineer, and reference book for all, combined, 25/- net from all booksellers. By post 26/4 from Illiffe & Sons Ltd., Dorset House, Stamford St., S.E.1

BOOKS WANTED
MISSING.
"WIRELESS WORLD," Feb., May/47, Nov./48, Feb., June/49, Jan., Feb./51, Nov./52, May/53, May, July, Aug./54, Jan./55, March/57.—Reply to Swedish Broadcasting Corp., Valhallavagen 117, Techn. Dept., Stockholm [8300]

"All your TV Components from one Source"

direct TV Replacements

BONA FIDE TRADE ONLY
Non-Trade Clients—see your dealer NOW!
138 LEWISHAM WAY, NEW CROSS, S.E.14
TIDeway 6666 Grams: Flibak, London, S.E.14

Instrumentation at its best . . .

SIFAM ELECTRICAL INSTRUMENT CO. LTD.
LEIGH COURT - TORQUAY - Telephone 4547/8

WORK BENCHES POWNALL
Blagdon Road, New Malden, Surrey.
MAL 4464

Bring professional quality within your scope with UNIMIXER. It can be used with every microphone supplied with current tape recorders. Duplicated inputs for low or high impedance. Price £9/9/-. From Hi-Fi stockists or from the manufacturers: **SCUND NEWS PRODUCTIONS** 10 Chifford St., New Bond St., London, W.1. REQ 2745

We Specialise
CABLE FORMS HARNESSES LOOMS—SNAKES
ANCA
180, ST. JOHN'S ROAD, LONDON, E.17.
LARKSWOOD 7519

FM AND HI-FI COMPONENTS
in stock for the
WIRELESS WORLD FM TUNER UNIT circuits 1s. 6d.
DENCO FM TUNER " 2s. 0d.
RADIO CONSTRUCTOR FM " 2s. 0d.
MULLARD AMPLIFIERS " 3s. 6d.
G.E.C. 912 PLUS AMPLIFIERS " 4s. 0d.
JUPITER STEREO UNIT " 2s. 6d.

Separate price lists on request to
J. T. FILMER 82, DARTFORD ROAD, DARTFORD, KENT.
Tel: Dartford 4087

LEEVERS RICH
PRECISION MAGNETIC RECORDERS
for
STUDIOS - INDUSTRY - RESEARCH
LEEVERS - RICH EQUIPMENT LTD.
75B Hampstead Rd., London, N.W.1. EU5ton 1411

NYLON · P.T.F.E.
ROD, BAR, SHEET, TUBE, STRIP, WIRE
No Quantity too Small. List on Application.
BRASS · COPPER · BRONZE ALUMINIUM · LIGHT ALLOYS
H. ROLLET & Co. Ltd.
6 Chesham Place, S.W.1. SLONE 3463
ALSO AT LIVERPOOL, BIRMINGHAM, MANCHESTER, LEEDS.

"DIPLOMA" HEADPHONES



Lightweight High Resistance (4,000 ohms). Complete with cord

17/6

Ideal for CRYSTAL SETS
The 'TYANA' Standard Soldering Iron



- Adjustable Bit.
- Weight approx. 4 oz.
- Heating time 3 min.
- 40 Watt economy Consumption
- Standard Voltage Ranges.

16/9

Replacement Elements and Bits always available.

KENROY LIMITED
152/297 UPPER ST. ISLINGTON,
LONDON, N.1

Telephone: CANonbury 4905-4663

PRECISION SHEET METALWORK

We specialise in manufacturing of Chassis in all metals, large or small quantities to your own specifications

V. W. BEAMISH

Shardloes Garage, Shardloes Rd., New Cross,
London, S.E.14

Telephone: TIDeway 4795

**Perforators, Reperforators
Teleprinters, Spare Parts**

Terminals and V.F. Telegraph Multi-Channel Units; Telephone Carriers and Repeaters; Testing Equipment; Signalling Rectifiers 26B, 43A, RA87, etc. Relays, Transformers; Filters; Repeating and Retardation Coils; Racks; Relay Bases. British, American and German equipment.

WILLIAM BATEY & CO.

Gaiety Works, Akeman Street, Tring, Herts.

Telephone: Tring 2183
Cables: RAHNO Tring.

TUBES. Reclaimed from £3, all types. Reconditioned from £6, all guaranteed.

T.V. SETS. B.B.C. five channels from £8 I.T.A. from £15.

VALVES. 5,000 Reclaimed types tested and guaranteed high emission factor, from as low as 2/6 each.

SPARES. Everything you can think of, Trany's Scan Coils, I.F.'s Chassis, Yokes, Condensers, hundreds of Speakers.

Fast reliable service in our own vans covers the British Isles.

3d. Stamp brings free extensive lists

D.H.P. & ASSOCIATES

**11 STANHOPE PLACE
LONDON, W.2**

Mail order only. Callers strictly by appointment.

AERIAL MASTS

75 FEET

Plywood sectional 9" dia.
(U.S.A. manufacture)

£35.0.0

85 FEET

Steel tubular sectional 2½" dia.
(British manufacture)

£45.0.0

150 FEET

Steel tubular sectional 6" dia.
(British manufacture)

£95.0.0

All above are Ex Govt NEW
and UNUSED and complete
with all fittings

P. HARRIS


ORGANFORD DORSET

Lychett Minster 212

ENGINEERS!

Whatever your age or experience, you must read "ENGINEERING OPPORTUNITIES." Full details of the easiest way to pass A.M.I.Mech.E., A.M.I.C.E., C. & G. (Electrical etc.), General Cert., etc., on

144 PAGES
Free!
terms and details of Courses in all branches of Engineering — Mechanical, Electrical, Civil, Auto, Aero, Radio, etc., Building etc. If you're earning less than £15 a week, tell us what interests you and write for your copy of "ENGINEERING OPPORTUNITIES" today—FREE



B.I.E.T.

387 College House, 29-31, Wright's Lane, London, W.8.

BRITISH INSTITUTE OF ENGINEERING TECHNOLOGY

METERS

All types
Any make



Single and Multi-range repaired
and recalibrated

Meters 2" to 6" supplied from stock.

Scaled to requirements.

E.I.R. INSTRUMENTS LTD.

329 Kilburn Lane, London, W.9

Tel.: LADbroke 4168

COPPER WIRE

ENAMELLED, TINNED, LITZ,
COTTON AND SILK COVERED.

RESISTANCE WIRES

EUREKA - CONSTANTAN

MOST GAUGES AVAILABLE

NICKEL-CHROME - MANGANIN

B.A. SCREWS, NUTS, WASHERS, soldering tags, eyelets and rivets. EBONITE and BAKELITE PANELS. TUFNOL ROD, PAXOLIN TYPE, COIL FORMERS AND TUBES. ALL DIAMETERS. Latest Radio Publications. SEND STAMP FOR LIST TRADE SUPPLIED.

G.E.C., B.T.H. & WESTINGHOUSE

**GERMANIUM CRYSTAL
DIODES**

1/- each. Postage 3d.

Diagrams and three Crystal Set Circuits Free with each diode.

A large purchase of these fully GUARANTEED diodes from the manufacturers enables us to make this attractive offer.

POST RADIO SUPPLIES

33 Bourne Gardens, London, E.4

Phone: CLIssold 4688

FERROGRAPH RECORDERS

Tandberg Stereo, Harting, etc.

Personal Recordings,

Tape to Tape/Disc Service

GRIFFITHS HANSEN (Recordings) LTD.

24/25 Foley Street, London, W.1

MUSEum 2771

Listen round the world
with the

EDDYSTONE 840A

Communications Receiver

AC/DC 110/240 volts
Continuous Coverage 30 mc/s (10 metres) to 480 kc/s (610 metres)

PRICE £55

Webb's extended terms, deposit £11.0.0 and 12 payments of £3.17.9 or 18 payments of £2.13.4

WEBB'S RADIO

14 SOHO STREET, LONDON, W.1

Telephone: GERrard 2089/7308

THE "ZEPHYR" (W) 200/250 volts.
SHADED POLE MOTOR

Precision built. 2,600 R.P.M. 25 watts. 2½in. wide (over fixing lugs), 2½in. long. Shaft extension ½in. Die-cast rotor. Sturdy and SILENT. Ground and polished spindle (5/32in. diam.).

Suitable for Fans, Extractors, Fan Heaters, Projector cooling, cupboard airing and all purposes where reliability, silence and freedom from radio and T.V. interference is essential.

Price 37/6 post free (motor only)

ACCESSORIES

Bakelite fan, 8in. diam 7/6. Meta fan, 4in. diam.

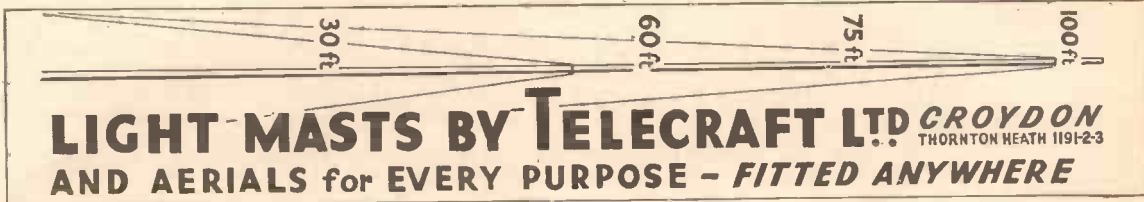
THE BESTREND ELECTRICAL CO., LTD.

BANSTAD, SURREY

F.R.P. motor manufacturers for 30 years.

Quantity enquiries invited.





INDEX TO ADVERTISERS

	Page		Page		Page
Acoustic Mfg. Co., Ltd.	55, 169	Ferranti, Ltd.	25, 165, 166	Post Radio Supplies	179
Adcoia Products, Ltd.	52	Filmer, J. T.	178	Pownall, W. T., Ltd.	178
A.D.S. Relays, Ltd.	46	Finsbury Trading Co.	159	Primer Radio Co.	94, 95
Advance Components, Ltd.	22, 51, 167	Foyle, W. & G., Ltd.	88	Presto Supplies	138
Aircraft Marine Products Ltd.	53	Franks, H.	126	Proops Bros., Ltd.	161
Airmec, Ltd.	63	Fringevision, Ltd.	134	Pye, Ltd.	47
Allied Distributing Corporation, Ltd.	84			Pye Telecommunications, Ltd.	96
Alpha Radio Supply Co., The	53	Garrard Eng. & Mfg. Co., Ltd., The	152	Quartz Crystal Co., Ltd.	174
Amalgamated Wireless (Australia), Ltd.	136	See Bros., Radio, Ltd.	149	Radio & T.V. Components (Acton), Ltd.	139
Amplex Appliances (Kent), Ltd.	126	General Electric Co., Ltd.	69, 143	Radio Clearance, Ltd.	163
Amplivox, Ltd.	9	Giffillan, R. & Co., Ltd.	154	Radio Component Specialists	159
Anca	178	Gilson, R. F., Ltd.	173	Radio Exchange Co., The	86
Andec, Ltd.	76	Glaser, L. & Co.	148	Radio Experimental Products Co.	169
Anders Electronics, Ltd.	114	Goldring Mfg. Co., Ltd.	8	Radio Ham Shack, Ltd.	134
Antiference, Ltd.	85	Goodmans Industries, Ltd.	49	Radio Resistor, Ltd.	21
Appointments Vacant	164, 165, 166, 167, 168, 169	Gramplan Reproducers, Ltd.	114	Radio Supply Co. (Leeds), Ltd.	140, 141, 142
Arcoelectric Switches, Ltd.	82	Griffiths Hansen (Recordings), Ltd.	174, 179	Radio Traders, Ltd.	152
Ardente Acoustic Laboratories, Ltd.	84			Radiospares, Ltd.	68
Armstrong Wireless & Television Co., Ltd.	58, 162	Hall Electric, Ltd.	35	Range Electronics Co.	74
Aspden, W.	1	Harnsworth, Townley & Co.	20, 178	Rank Cintel, Ltd.	5, 164
Avo, Ltd.	1	Harris Electronics (London), Ltd.	64, 143	Record Housing	44
Baker's "Selhurst" Radio	160	Harris, P.	172, 179	Relda Radio, Ltd.	153
Batey, W. & Co.	179	Hatter & Davis, Ltd.	176, 177	Reliance Manufacturing Co., Ltd.	34
Bhamish, V. W., Ltd.	179	Henley's, W. T. Telegraph Works Co., Ltd.	162	Reproducers & Amplifiers, Ltd.	4
Belling & Lee, Ltd.	101	Henry's (Radio), Ltd.	122, 123	Rola-Celestion, Ltd.	32
Benson, W. A.	52	Hivac, Ltd.	46	Rollet, H. & Co., Ltd.	178
Berry's (Short-Wave), Ltd.	179	Home Radio, Ltd.	142		
Bestfriend Electrical Co., Ltd.	107	H.P. Radio Services, Ltd.	12	Samsons Surplus Stores	158
Birmingham Sound Reproducers, Ltd.	144, 145	Hunt, A. H. (Capacitors), Ltd.	26	Savage Transformers, Ltd.	156
British Communications Corporation, Ltd.	35	Hunton, Ltd.	76	Semiconductors, Ltd.	79
British Ferrograph Recorder Co., Ltd.	29			Service Trading Co.	120, 121
British Institute of Engineering Technology	179	Iliffe & Sons, Ltd.	37, 57, 82	Shell Chemical Co., Ltd.	162
British Insulated Callender's Cables, Ltd.	Cover 11	Imperial Chemical Industries, Ltd.	28	Siemens Edison-Swan, Ltd.	119
British Thomson-Houston Co., Ltd.	45	International Correspondence Schools	118		
Brookes Crystals, Ltd.	70	Jackson Bros. (London), Ltd.	42	Sifam Electrical Instrument Co., Ltd.	16, 17, 103, 104, 115, 178
Brown, S. G., Ltd.	39	Jason Motor & Electronic Co.	44	Simmonds, L. E., Ltd.	66
Bulgain, A. F. & Co., Ltd.	101	Jeffery Transformer Co.	178	Skyrnasts	162
Bullers, Ltd.	50			Servo, G. W., (Radio), Ltd.	124, 125, 177
		Kenroy, Ltd.	179	Smith, H. L. & Co., Ltd.	172
Candler System Co.	178	Keyswitch Co., The	19	Sound News Productions	178
Champion Products	158	Kolectric, Ltd.	62	Southern Radio Supply, Ltd.	158
Channel Electronic Industries, Ltd.	96			Southern Technical Supplies	126
Chapman, C. T. (Reproducers), Ltd.	76	Lasty's Radio, Ltd.	127, 128, 129	Specialist Switches	80
City Sale & Exchange, Ltd.	42	Leak, H. J. & Co., Ltd.	111	Spencer-West, Ltd.	162
Clyne Radio, Ltd.	132, 133	Lee Products, Ltd.	92, 134	Stamford, A. L.	175
Concord Electronics	48	Leevers-Rich Equipment, Ltd.	178	Standard Telephones & Cables, Ltd.	99
Cosmocord, Ltd.	160	Lewis Radio Co.	82, 156	Stearite & Porcelain Products, Ltd.	61
Coscor Instruments, Ltd.	160	Light Soldering Developments, Ltd.	172	Stern Radio, Ltd.	135, 136, 137
Covenry Radio	144	Linear Products, Ltd.	75	Stewart Transformers, Ltd.	72
Crane Packing, Ltd.	181	Lionel, J. & Co.	160	Sorno	68
Crawshay, P. B.	84	Lockwood & Co. (Woodworkers), Ltd.	148	Stratton & Co., Ltd.	59, 80
		London Central Radio Stores	174	Susden, A. R. & Co. (Engineers), Ltd.	86
Daly (Condensers), Ltd.	67	Lyons Radio, Ltd.	172	Super-Electronics, Ltd.	90
"Data Processing"	34			Superior Radio Supplies	150
Davies, A. & Co.	144	Magnetic Devices, Ltd.	39	Tannoy Products, Ltd.	176
Daysrom, Ltd.	64	Marconi Instruments, Ltd.	24	Tape Recorders (Electronics), Ltd.	72
Decco (Clifton), Ltd.	54	Marconi's Wireless Telegraph Co., Ltd.	105, 164	Technical Trading Co.	142
Dependable Radio Co.	138	Marriott, P. A. & Co.	78	Telecraft, Ltd.	180
Dependable Relay Co.	179	Matheson, H.	78	Telephon (E.), Ltd.	180
D. H. P. & Associates	178	McMurdo Instruments Co., Ltd.	70, 78, 87	Telegraph Condenser Co., Ltd.	Cover 11
Direct T.V. Replacements	178	Measuring Instruments (Pullin), Ltd.	58	Teletel, Ltd.	14
Dixon, L. & Co.	156	Metrix Instruments, Ltd.	93	Tele-Radio (1943), Ltd.	80
Donvin Instruments	144	Midland Instrument Co.	126	Teleton Co., The	148
Drayton Regulator & Instrument Co., Ltd.	54	Mills, W.	138	Texas Instruments, Ltd.	117
Dubilier Condenser Co. (1925), Ltd.	43	Modern Book Co.	92	Triphon Electric, Ltd.	60
Duke & Co.	130, 131	Modern Electricies, Ltd.	176	Trix Electrical Co., Ltd.	Edit. 99
Dulci Co., Ltd., The	174	Modern Techniques	74	T.R.S. Radio	147
Duoide Natural Reproducers	174	M.R. Supplies, Ltd.	66	Tutor Tape Co.	154
Dynatron Radio, Ltd.	90	M.S.S. Recording Co., Ltd.	65		
		Mullard, Ltd.	3, 10, 11, 15, 18, 98	Universal Book Co.	162
Easco Electrical, Ltd.	174	Multimusic, Ltd.	Cover 19	Universal Electronics	146
Eady's (Newham), Ltd.	137	Multitone Electric Co., Ltd.	Cover 19		
E.I.R. Instruments, Ltd.	179	Murex, Ltd.	54	Vacwell Engineering Co., Ltd.	60
Etel-McCullough Inc	113			Vairadio, Ltd.	72
E.K. Electronics	118	Nash & Thompson, Ltd.	116	Venus Electronics, Ltd.	71
Electrical Instruments (H'ton), Ltd.	74	Newmarket Transistors, Ltd.	6	V.E.S. Wholesale Services, Ltd.	90
Electro-Acoustic Developments	160	Newnes, George, Ltd.	32a, 32b	Vitality Bulbs, Ltd.	114
Electro-Acoustic Industries, Ltd.	15	Northern Radio Services	50	Vitavox, Ltd.	49
Electro-Methods, Ltd.	7	Nu-life Teletubes	144	Vortexion, Ltd.	109
Electronic Components	27			V.Z. Electrical Service	178
Electronic Component Exhibition, Paris	36	Oddie, Bradbury & Cull, Ltd.	174		
Electronic Precision Equipment	112	Odhams Press, Ltd.	23	Walmore Electronics, Ltd.	66
Electronic Tubes, Ltd.	77	Oryx Electrical Laboratories, Ltd.	58	Watts, Cecil E.	144
Electronics (Fleet Street), Ltd.	137	Osmor Radio Products, Ltd.	92	Watts Radio (Mail Order), Ltd.	150
Electro-Wireless, Ltd.	138			Wayne Kerr Laboratories, Ltd., The	73
E.M.G. Handmade Gramophones, Ltd.	68	P.A.M., Ltd.	92	Webber, R. A., Ltd.	179
E.M.I. Electronics, Ltd.	103	Parker, A. B.	160	Webb's Radio	75
E.M.I., Ltd.	160, 168	Partridge Transformers, Ltd.	171	West Insulating Co., Ltd.	88
E.M.I. Sales & Service, Ltd.	102	P.C.A. Radio	56	Westwood, L.	88
English Electric Valve Co., Ltd.	2, 118	P.C. Radio	148	Weymouth Radio Mfg. Co., Ltd., The	56
Enghoven Solders, Ltd.	91	Pearce, T. W.	176	Wharfedale Wireless Works, Ltd.	31, 70
Eriasson Telephones, Ltd.	91	Pearson, M. & J.	156	White, S. S., Dental Mfg. Co. (G.B.), Ltd.	114
		Pembridge College of Electronics	160	Wilkinson, L. (Croydon), Ltd.	151
Fane Acoustics, Ltd.	78	Plezo Limited	90	Wright & Weaire, Ltd.	29
Farnell Instruments, Ltd.	84, 169	Pinder, W., & Son, Ltd.	90	Wright, J. P.	162
		Plessey Co., Ltd.	106, 110	Z. & I. Aero Services, Ltd.	170

Printed in Great Britain for the Publishers, LIFTON & SONS LTD., Dorset House, Stamford St., London, S.E.1. by CORNWALL PRESS LTD., Paris Garden, London, S.E.1. Wireless World can be obtained abroad from the following: AUSTRALIA AND NEW ZEALAND: Gordon & Gotch, Ltd. INDIA: A. H. Wheeler & Co. CANADA: The Wm. Dawson Subscription Service, Ltd., Gordon & Gotch, Ltd. SOUTH AFRICA: Central News Agency, Ltd., William Dawson & Sons (S.A.), Ltd. UNITED STATES: Eastern News Co., 308 West 11th Street, New York 14.

**DO YOU SUFFER
FROM THIS TYPE
OF INTERFERENCE
WHEN VIEWING?**



T.C.C. SCREENED HIGH-PASS FILTER, TYPE C.263.

This has been designed to eliminate the principal causes of I.F. interference: R.F. Heating Equipment, Diathermy Equipment, Industrial and Medical Equipment, Local Oscillators, Forward Scatter Transmissions.

Where a requirement arises for a completely assembled and screened high-pass filter, then Type C.263 can be supplied in an aluminium can, having a co-axial socket mounted at one end and a short length of co-axial feeder, suitably terminated with a plug, at the other end. By this means the filter may be connected directly in series with the aerial feeder of a T.V. receiver and no further adjustments would be necessary.

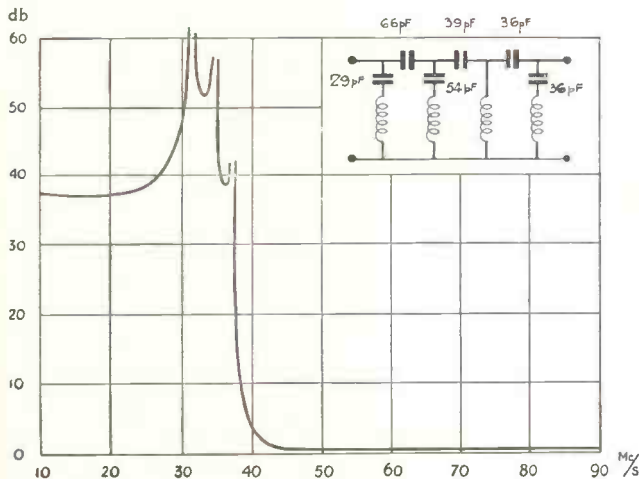
The unit offers very high attenuation at frequencies of 38 m/cs. and below, and thereby prevents pick-up of the interfering signal by the I.F. Amplifier circuits.

This unit has been approved by and supplied to the G.P.O.

The dimensions of the can are: $4\frac{1}{2}'' \times 1\frac{1}{2}''$ diameter with a co-axial lead 9" long.

The unscreened units can be offered to manufacturers for direct installation in their equipments. Further details may be had on application.

List Price 29/6 each.



THE TELEGRAPH CONDENSER CO. LTD

RADIO DIVISION · NORTH ACTON · LONDON · W.3 · Tel: ACOrn 0061





MODEL 500 · Price 94 GNS
 including 1 YEAR'S
FREE SERVICE
 (including valves)

Reflectograph

THE PROFESSIONAL RECORDER FOR THE HOME

IF YOU are seriously interested in making high quality recordings at home you will want to be the proud owner of the Reflectograph Model 500, which is the *only* recorder costing less than £500 possessing all these advantages:

- 21 features including variable speed between 8 and $3\frac{1}{2}$ i.p.s. Stroboscope shows precise speeds of $7\frac{1}{2}$ and $3\frac{1}{2}$ i.p.s.
- 3 heads — separate record and playback amplifiers providing instant monitoring off the tape whilst recording.
- Frequency characteristics guaranteed to comply with C.C.I.R. standards.
- Lever controls providing instant start and stop — fast and slow forward and rewind with inching — sound available if required.

Service & Maintenance Guarantee

1 year's free Service and Maintenance Guarantee (including valves) available throughout U.K. Service undertaken immediately by engineers of E.M.I. Company, Home Maintenance Ltd. Annual Service Contract available for 20 years subsequently for small annual fee.

Stereophonic Recording & Reproduction

Provision for conversion for *stereo recording* as well as stereo reproduction.

Recommended by High Fidelity Manufacturers

The high quality reproduction obtainable from the Reflectograph has resulted in orders being received from gramophone recording studios, broadcasting authorities, and many industrial firms.

The majority of high fidelity amplifier manufacturers use and recommend the Reflectograph. At the last Northern and London Audio Fairs, H. J. Leak & Co. Ltd., used the Reflectograph exclusively for supplying a tape input during demonstrations of their latest amplifiers.

FOR THE TECHNICAL MAN—Dimensions: 21" long x 14½" wide x 10½" high; Weight 50 lbs. Frequency Response: ± 2 dB. 50—10,000 c/s; ± 3 dB. 45—12,000 c/s. Overall Response: Strictly to C.C.I.R. recommended specifications. Signal to Noise Ratio: Better than — 45 dB. (unweighted, including hum). Output from Playback Pre-amplifier: 200mV. R.M.S. Inputs to Record Amplifier (High Impedance): Microphone 1mV.; Radio or pick-up 50-200mV.—for maximum record level. "Wow" and "Flutter": Better than 0.2% R.M.S. as measured on the G.B.-Kalee Flutter Meter.

OPINIONS OF TECHNICAL EXPERTS

P. Wilson, M.A., "The Gramophone"
 This is without doubt the most versatile domestic tape recorder that I have had the pleasure of trying out, and the quality, both of its recording and its playback, is of exceptionally high standard. For quality of performance, then, I give the instrument full marks; I know of no better. For the construction I have nothing but praise. There is nothing flimsy about it either as a piece of mechanism or on the electronic side. It is a fine piece of engineering up to the highest British standards.

D. W. Aldous, M.Inst.E., M.B.K.S.,
 "The Gramophone Record Review"
 The separate record and replay amplifiers make possible the direct monitoring from the tape during the actual recording and this facility is certainly a boon. There is no doubt whatever that when one has used this type of recorder one never wishes to return to the combined record/playback type of instrument. I have never heard better quality at $7\frac{1}{2}$ in.p.s. from any tape recorder that has passed through my hands. The "Reflectograph" is a pedigree tape recorder of immaculate construction and impeccable performance.

James Moir, "Hi-Fi News"
 Separate motors are used for capstan drive and both spools, all three motors being of Garrard manufacture. The overall impression after some months of use is that the machine is convenient and pleasant to handle, while the extra facilities make it very suitable for professional use.

MULTIMUSIC LTD., MAYLANDS AVENUE, HEMEL HEMPSTEAD, HERTS. TELEPHONE BOXMOOR 3636.