

JULY 1957

TWO SHILLINGS


# Wireless World

**ELECTRONICS**

**Radio · Television**



**FORTY-SEVENTH YEAR OF PUBLICATION**



# news for coil makers

## a **TOUGH** self-fluxing winding wire

For continuous operation at "hottest-spot" temperatures of up to 120°C.

Adherent and resistant to solvents.

Can generally be used without changes in coil design, winding or impregnation.

Developed in BICC's own laboratories, Bicelflux is an enamel covering for winding wires with toughness approaching that of vinyl acetal or epoxy resin coverings but—*much easier to solder*.

Bicelflux is self-fluxing, with an action comparable to that of organic activated rosin fluxes.

As a result, Bicelflux windings are ideal for applications where large numbers of soldered joints are required, for example in radio and telecommunication equipment.

Further details are given in BICC Publication No. 376—yours for the asking.

**BICC**

**BICELFLUX WINDING WIRES**

# Wireless World

ELECTRONICS, RADIO, TELEVISION

Managing Editor : HUGH S. POCOCK, M.I.E.E.

Editor : F. L. DEVEREUX, B.Sc.

Editorial Consultant : H. F. SMITH

JULY 1957

## *In This Issue*

- 303 Editorial Comment
- 304 Horizontal versus Vertical Resolution *By L. C. Jesty*
- 307 World of Wireless
- 309 Personalities
- 310 Multi-Valve Cathode Follower Circuits  
*By J. G. Thomason*
- 314 "88-50" Pre-Amplifier  
*By W. Ian Heath and D. M. Leakey*
- 321 Measuring and Test Gear
- 325 Colour TV in U.S.A. *By C. G. Mayer*
- 326 Superconductivity *By "Cathode Ray"*
- 331 Technical Notebook
- 333 Transistor Circuit Symbols *By E. H. Cooke-Yarborough*
- 335 Instruments, Electronics and Automation
- 340 Portable Transistor Receiver—2 *By S. W. Amos*
- 346 Short-wave Conditions
- 347 Letters to the Editor
- 348 News from the Industry
- 350 Random Radiations *By "Diallist"*
- 352 Unbiased *By "Free Grid"*

VOLUME 63 No. 7

PRICE: TWO SHILLINGS

FORTY-SEVENTH YEAR  
OF PUBLICATION



Offices: Dorset House,  
Stamford Street, London,  
S.E.1

Please address to Editor,  
Advertisement Manager or  
Publisher, as appropriate.

Telephone :  
WATERloo 3333 (60 lines)

Telegraphic Address :  
"Ethaworld, Sedist, London".

PUBLISHED MONTHLY (4th Tuesday of preceding month) by ILIFFE & SONS LTD., Dorset House, Stamford Street, London, S.E.1.  
Telephone: Waterloo 3333 (60 lines). Telegrams: "Iliffeprs, Sedist London." Annual Subscription: Home and Overseas, £1 12s. 6d.  
U.S.A. and Canada \$5.00. BRANCH OFFICES: BIRMINGHAM: King Edward House, New Street, 2. Telephone: Midland 7191.  
COVENTRY: 8-10, Corporation Street. Telephone: Coventry 5210. GLASGOW: 26B Renfield Street, C.2. Telephone: Central 1265.  
MANCHESTER: 260, Deansgate, 3. Telephone: Blackfriars 4412. OVERSEAS OFFICES: U.S.A.: 111, Broadway New  
York, 6. N.Y. Telephone: Digby 9-1197. CANADA: 67, Yonge Street, Toronto, 1, Ontario. Telephone: Empire 0-0873.

# Feed Back

# in Transformerless Push-Pull Stages

The advantages and disadvantages of single-ended and symmetrical push-pull transistor Class B output stages were discussed on this page last month. The single-ended circuit was shown to be preferable in a number of ways unless it was intended to use an efficient output transformer or choke in the symmetrical circuit. Transistor push-pull output stages without speaker transformers present special problems in applying negative feedback. Several methods are possible: some are applicable to symmetrical circuits and others are more suitable for single-ended push-pull circuits.

## Methods Applicable to Symmetrical Circuits

### (1) By emitter resistors

Emitter resistors (common or separate) will apply feedback to the output stage and reduce distortion from all causes if the drive is from a fairly low impedance source ( $L\alpha'R_e$ ). Although this method is superficially attractive because emitter resistors are often required anyway to stabilise the d.c. working point, the values of  $R_e$  necessary to give effective feedback are usually so great, because of high drive impedances, that the loss in sensitivity is prohibitive.

### (2) By feedback windings

Feedback can be introduced by passing the emitter currents through separate feedback windings wound on the driver transformer. This increases the input impedance of the output stage.

### (3) Via bias potentiometer

Two separate bias voltage dividers feeding separate driver transformer secondaries are required. A fixed, and usually very small, amount of feedback is introduced when the potentiometers are connected between the collectors and earth instead of across the battery. The input circuit impedance is thereby slightly increased.

## Methods Applicable to Single-Ended Circuit

Both methods (1) and (2) apply. Method (3) must be modified and there is one additional method.

### (3a) Via bias potentiometer

If the capacitor C in Figure 1 is omitted and the top end of  $R_1$  is connected to point X instead of to the battery tap, the circuit of Fig. 2 results. Here a fixed degree of collector-to-base feedback is applied via the bias potentiometer. As the amount is usually small ( $\sim 1$ dB), this circuit will generally be adopted (with or without additional feedback) because of the component saving.

### (4) From across the load

Feedback can be taken from point X (Fig. 1 or Fig. 2), or the tap on a voltage divider across the load, and applied to an earlier stage. It may be desirable to decouple the lower half of the battery by a large capacitor to prevent asymmetrical voltage from being injected into the feedback loop by the internal resistance of the battery. The input impedance and drive requirements of the output stage are not altered when this method is used.

## Comparison of Feedback Methods

The most attractive methods are (4), (3a) and (3) in that order. All three methods have the advantage that the feedback is derived from across the load, so that the output impedance is reduced and the speaker damping improved. Only a moderate amount of feedback is needed to give effective speaker damping in spite of the intrinsically high output impedance of transistor amplifiers.

Method (3a) gives a saving in components but in both (3) and (3a) the amount of feedback obtained is fixed, usually at a very low value, by component values which are determined by other considerations. Additional feedback can, of course, be applied by using other methods.

Method (4) is flexible and has the advantage that the output required from the driver is not increased when the feedback is applied round several stages. This may mean that a smaller transistor will serve as the driver than when other methods are used. The feedback can also be used to modify the input impedance of the stage into which it is injected.

The other methods listed are not very practical: method (1) leads to a great loss in power sensitivity and (2) requires a complicated and costly driver transformer. Both tend to increase the output impedance of the amplifier.

## Summary

The most convenient method of applying negative feedback to push-pull output stages without speaker transformer is method (4) where the feedback is derived from the output voltage and injected into an earlier stage. It is applicable to single-ended circuits only. Methods (3) and (3a), where the bias potentiometer chain is used to provide feedback in the symmetrical and single-ended circuits respectively, are also useful but give only a little feedback.

It will be seen that there is no very satisfactory method for applying feedback to symmetrical push-pull stages without a speaker transformer. When a transformer is used, feedback can be taken from the secondary to the driver stage in the conventional manner. The amount of feedback allowable, however, is very limited as the feedback loop then includes two transformers and two transistor stages, all of which introduce appreciable phase shift at high audio frequencies. (If the spread in transistor gain is considered, it will usually be found that about 6dB of feedback can be applied safely in this way.)

The single-ended circuit with feedback taken from across the load—method (4)—is superior in this respect because there is only one transformer in the circuit so that stability is easier to achieve. More feedback can therefore be used and also tone correction can be applied by inserting reactive elements in the feedback loop.

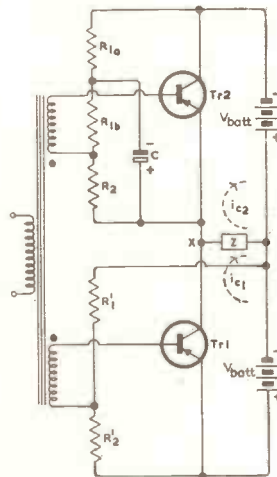


Fig. 1

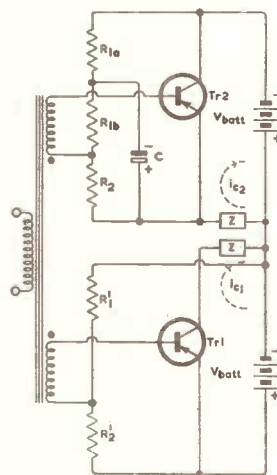


Fig. 2



## Electronics on Show

THERE is general agreement that the Instruments, Electronics and Automation Exhibition held recently in London was a success. The organization was good, attendances were high without causing congestion, and the concurrent technical conference, both in the quality of its co-ordinating papers and the liveliness of the subsequent discussions, was far from being a mere token function.

Most of the visitors, including a significant number from overseas, were clearly interested professionally in the details of the products exhibited by manufacturers, and it was noticeable that many standholders seemed fully occupied in making entries in their order books.

Against this background the few members of the general public who had been inveigled into paying their half-crowns for admission by the "popular attractions" billed outside the hall, were rather conspicuous in their bewilderment as they searched for the equivalent of the bearded lady and the three-card trick. We are aware that exhibition organizers are inclined to measure success by the size of the "gate" but we question their wisdom in trying to increase it by posters more appropriate to the fair-ground.

The facts of electronics and automation have already been too much overlaid by fantasy in the popular press and it is to be hoped that in future exhibitions they will be allowed to speak for themselves. This they can well do, more often than not in a way which appeals alike to layman and professional. If a census had been taken of the crowds surrounding the demonstrations of ultrasonic cleaning and drilling, or of the remote handling gear for radioactive materials, as many Ph.D.s would have been found as schoolboys.

It was gratifying to see a number of organized visits by parties of sixth-form scholars and junior technical school students. Through their eyes, some of the computers and control systems must have appeared, as they often do to us, to be of discouraging complexity. More might be done to show that the most complex systems are elaborations of fundamentally simple ideas, of which they may already have some inkling, or which they can reasonably expect to grasp after a little quiet study.

Many potentially valuable recruits to the electronic profession must have been lost at exhibitions of this kind through a lack of confidence in their ability ever to hold their own in what must appear to be such a high plane of intellectual endeavour.

Would it not be a good idea to arrange more demonstrations of the fact that there is plenty of work to be done by young people like themselves? It should not be difficult to stage a replica of a corner of a laboratory or drawing office, staffed by apprentices or junior technicians working on *real* problems of the kind that contribute directly to the production of a piece of commercial equipment.

In this age of technological expansion, not the least important functions of an exhibition should be to foster the enthusiasm of the younger generation and to bring into perspective the notions of the adult "layman." (In this category must be placed at least one clergyman whom we saw making a purposeful stand-to-stand tour of the exhibits.)

This important work cannot always be safely entrusted to the sales department, which is generally responsible for staffing the exhibition stand, and we commend the tact of those firms who conduct their sales campaigns in inner offices and who regard the time of senior technical staff as well spent in taking turns as "front men" on the stand. They alone are capable of handling effectively the searching enquiries of potential customers and of dealing sympathetically with what, to less experienced minds, may seem to be the naive questions of the younger generation. Taking the longer view, the latter may be by far the more important, for at an impressionable age a thread of memory may be established which in time may result in the recruitment to the firm of a fully qualified technician ready to begin the most productive years of his career.

### Can We Help?

NOT long ago three London functions, each drawing its supporters from the same group of people, were held on the same date. This contretemps prompts us to offer, and by wider use to improve, our services to organizers of meetings, conferences, dinners, etc., as a "clearing house." On the occasion referred to, it was unfortunate that one of the organizations had consulted us before fixing this particular meeting, and had in fact altered the date to avoid embarrassment to another, only to find ultimately that they clashed with a third, of which, at that time, we had no knowledge.

With more functions than available dates, it is impossible to avoid some overlapping, but *Wireless World* will be happy to use its offices to minimize the number of special functions with similar interests arranged for a particular date.

# Horizontal versus Vertical

## SUBJECTIVE FACTORS INFLUENCING THE CHOICE OF

**T**HE balance between horizontal and vertical resolution in picture reproduction is once again a topic of conversation, and in view of its impact on the choice of future monochrome and colour television standards, it would perhaps be as well to state clearly exactly what is known about the subject and how much is still a matter of conjecture.

The problem resolves itself into two parts which can be put in the form of questions:—

The first is "What is the best compromise between vertical and horizontal resolution for picture reproduction that will satisfy the average observer?"

The second is "What is the best choice of television scanning standards for any given bandwidth to achieve this?" This involves such factors as the number of lines, the question of interlacing, the use of spot-wobble and, in the case of colour television, the choice of chrominance bandwidth and the effects of crosstalk if the chrominance information is carried to any extent inside the luminance channel.

To deal with the first question, there seems to be no doubt that when picture sharpness is being considered, the most desirable choice is equality of resolution in horizontal, vertical and any other directions for a "structureless" type of picture. The "equality" under discussion is the degree of sharpness in the various directions. A photographic reproduction of any normal type would be representative of a "structureless" type of image, as it is composed of a random arrangement of grains which show no regular pattern. The centre of the field of a normal photographic image is equally sharp in all directions. On the other hand, in a television picture there is a definite structure of a most unsymmetrical kind due to the scanning lines. In this case there seems to be no simple method of measuring equality of sharpness in various directions, particularly vertically and horizontally.

It has been common practice for many years to assess sharpness by means of "resolution charts." Unfortunately, these have recently been shown by photographic research workers to be most misleading. Test objects consisting of alternate black and white lines of equal width have been used for these measurements and a "lines per mm" figure represents the closest spacing which the photographic process is capable of resolving. The interesting point which has emerged is that two photographic processes, for example, can have a "lines per mm" rating in the ratio of 2:1 or more, and the process with the lower rating, i.e., lower resolving power, can produce an apparently sharper picture. In this particular example the two processes would use widely differing photographic emulsions, having different degrees of contrast, tone range, etc., which independently affect apparent sharpness. Resolution charts are not always misleading, however, and with the same or closely similar processes they are capable of giving reliable *comparative* readings. That is to say, sharpness would increase with resolving power measured by a resolution chart, other things being equal. With a picture containing "structure," how-

ever, particularly if such "structure" has a strong bias in one direction, such as the scanning lines of a television picture, then the use of resolution charts to compare sharpness in two directions must be considered with very great caution.

The reasons for asserting that sharpness should preferably be equal in all directions are as follows:—

There does not appear to be any evidence to suggest that human vision is significantly preferentially astigmatic on the average. According to an eminent eye specialist consulted by the author, 70% of "normal" people are entirely free of any astigmatism. Of the remainder there is a slight preponderance with higher acuity in the horizontal rather than the vertical direction. In prescribing spectacles for correcting astigmatism, it is the usual practice to equalize the resolving power in all directions. The results of tests carried out by N. R. Phelps and the author on teams of observers have shown no serious preferential astigmatism. The average showed a 6% greater horizontal acuity compared with vertical. From this it may be concluded that if there is in fact any greater resolving power in the horizontal direction, it is sufficiently small to have no effect. The difference in acuity would have to be of the order of 25% to be worth considering when choosing television standards.

The objects which we look at in an average scene are not in themselves less sharp in one direction than in another. One would expect the average observer by force of habit to be most content with a reproduction which is equally sharp in all directions.

From our knowledge of the mechanism of human vision, therefore, there does not seem to be anything very unsymmetrical about it which would encourage the idea that in picture reproduction there is any preference for a greater degree of sharpness in one direction than in another.

### Stereoscopic Viewpoint

There is one interesting angle on the situation which has been suggested to the author by a professor of optics. In stereoscopic vision, part of the information which the brain uses in assessing depth in a scene is provided by the difference between the left and right eye images. Due to the horizontal arrangement of the two eyes, the assessment of depth by this method must obviously use information given only by the vertical edges of objects. Horizontal edges will produce no difference in the two images which can be made use of by the brain. The information conveyed by the difference between the images in the two eyes is of course only a part of the whole appraisal of depth, which includes comparison of the sizes of objects, parallax and the information given by the focusing of the lens of the eye. However, if there was any requirement for preferentially sharper vertical edges in a reproduction, due to this possibility, it would more properly apply to a stereoscopic ("3-D") picture than to a two-dimensional one such as we are at present considering.

# Resolution

By L. C. JESTY\* B.Sc., M.I.E.E.

## FUTURE TELEVISION STANDARDS

The most important single piece of experimental evidence available in favour of equality of vertical and horizontal picture sharpness is that given in the classic paper by M. W. Baldwin Jnr., of Bell Telephone Laboratories, published in 1940<sup>(1)</sup>. Baldwin conducted a series of observer tests, using an accurately controllable film projector as his picture source. The picture was capable of being defocused selectively in the vertical and horizontal directions by calibrated cylindrical lens elements attached to the main projection lens. The observers were asked to state their preference for pictures projected under different conditions. A "just noticeable difference" in picture quality was called a "liminal" unit. Fig. 5 from Baldwin's paper is reproduced here. This shows that for different standards of absolute sharpness his observer team in every case scored the highest number of "liminal" units for the pictures in which the sharpness was equal in both directions.

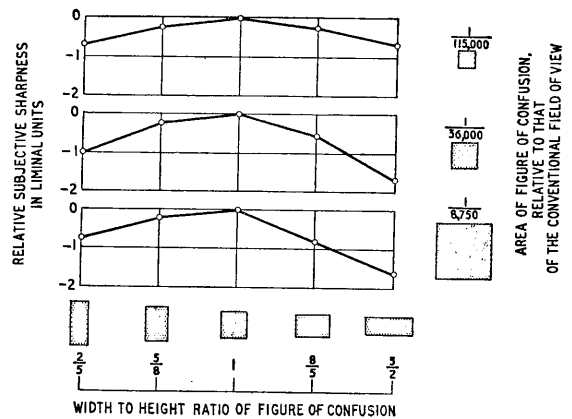
Each of Baldwin's curves represents a constant-area picture element. As the diagrams underneath the curves show, the picture element changes from tall and thin to short and fat, passing through the symmetrical equal resolution stage in the middle of the diagram. The area of the element remains constant for a given curve, corresponding approximately to a constant bandwidth television picture with different numbers of lines. The results as they stand of course do not apply *directly* to television pictures since Baldwin's pictures were "structureless" in the sense already referred to. His results provide overwhelming evidence that with structureless moving pictures the average observer prefers equal vertical and horizontal sharpness rather than an increase in one to the detriment of the other.

To sum up the evidence relating to the first question, then, there appear to be no data available to support a theory that an increase in sharpness is more acceptable or more desirable in one direction than another in structureless picture reproduction.

We come now to the second question—"What is the best choice of television scanning standards for any given bandwidth?" This can be reframed more precisely in the form "What is the optimum number of lines for a television system with a given video bandwidth?"

There have been a large number of publications dealing with the resolving power of television systems, beginning with the pioneer work of Mertz and Gray at Bell Telephone Labs<sup>(2)</sup>, and Engstrom at R.C.A.<sup>(3)</sup> The classical approach has been to consider the television picture as composed of individual picture points or picture elements. The number of elements in the height of the picture was originally taken as the number of lines displayed in the picture. The number of elements in the width of the picture is usually taken as twice the number of cycles of the maximum video frequency which can be displayed along each line of the picture.

Neglecting the effect of line structure, it is reasonable to suppose as a first assumption that picture



Sharpness of small film pictures as a function of relative horizontal and vertical resolutions. The field of view is a rectangle of height  $1/4$  the viewing distance and width  $4/3$  the height. Each point represents 150 observations at a viewing distance of 30 inches.

sharpness would be closely related to the number of picture elements in the picture, and that the ratio of vertical to horizontal sharpness would be related to the number of picture elements per unit length in these two directions. Taking our present 405-line standard as an example, the number of picture elements in the height of the picture would work out at  $377$ , allowing for 7% vertical blanking time. The maximum video bandwidth is 3 Mc/s and the line scanning frequency is  $405 \times 25 = 10,125$  per second, giving  $\frac{2 \times 3 \times 10^6}{10,125} = 593$  picture elements per complete line.

This gives 499 picture elements in the width of the picture, allowing for 15% horizontal blanking time. Taking a picture of 3 units high and 4 units wide, the number of picture elements per unit length in the two directions works out as  $377/3 = 126$  per unit length vertically and  $499/4 = 125$  per unit length horizontally. These two values are virtually the same, and it is not difficult to see, therefore, why a bandwidth of 3 Mc/s was chosen for the 405-line system in 1935 when it was originally proposed. Since then, however, it has become clear that owing to the unsymmetrical structure in the picture due to the horizontal scanning lines, this method of equating the vertical and horizontal sharpness is not valid. The interlacing of the two frames is a further complication.

The fact that a television picture is broken up for the purpose of transmission into a series of scanning lines has the effect of "quantizing" the vertical information in the picture. As Mertz and Gray showed, this results in the generation of "spurious patterns" as limiting resolution is approached, then the nett result is that the vertical resolution attainable with a regularly spaced series of quantized picture elements of this kind is much

\* Sylvania-Thorn Colour Television Laboratories.

less than the number of elements would suggest. As already mentioned, when the separate elements are interlaced in two successive frames and displayed on a cathode-ray screen which has insufficient afterglow to eliminate such effects as line-crawling and interline flicker, then some further reduction in vertical sharpness occurs.

The ratio of the "effective" number of picture elements to the actual number of television lines displayed has been estimated by various investigators in the last 20 years. Values lying between 0.53 and 0.85 have been proposed. This ratio is popularly known as the "Kell factor" as a tribute to Ray Kell of R.C.A., who did much of the original work<sup>(4)</sup>. Baldwin, in his paper, quotes five published values for the Kell factor lying between the above limits and having an average value of 0.71. He himself obtained the value of 0.70 for a sequentially scanned television picture. Some recent work of the author's indicates a value much nearer the lowest figure quoted above (0.53) for interlaced scanning systems.

The horizontal structure of a television picture, i.e., along the lines, is practically negligible even if a fully corrected low-pass filter is used to give a sharp cut to the video frequency spectrum. The effective number of picture points in the horizontal direction, therefore, can generally be taken to be that given by the method used in the 405-line example already quoted. Taking a Kell factor of 0.7, the video bandwidth required for equal vertical and horizontal resolution of a 405-line system would be  $0.7 \times 3.0 \text{ Mc/s} = 2.1 \text{ Mc/s}$ .

The general formula relating video bandwidth and number of lines for equal sharpness in the vertical and horizontal directions is as follows, where  $k$  is the Kell factor,  $v$  is the percentage vertical blanking,  $h$  is the percentage horizontal blanking,  $N$  is the number of lines,  $f$  is the video bandwidth in megacycles per second,  $p$  is the picture frequency per second, and the picture ratio is  $4 \times 3$ —

$$\frac{kN}{3} \left(1 - \frac{v}{100}\right) = \frac{2f10^6}{4pN} \left(1 - \frac{h}{100}\right)$$

$$\text{or: } f = 6.67 \times 10^{-7} p k N^2 \left(1 - \frac{v}{100}\right) / \left(1 - \frac{h}{100}\right)$$

If  $v$  is taken as 7%,  $h$  as 15%, and  $k$  as 0.7, then according to this formula, for the Continental 625-line television system with a picture frequency of 25 per second, the bandwidth for equal vertical and horizontal resolution is 5.0 Mc/s. For the American 525-line, 30-pictures-per-second system, a similar calculation gives 4.2 Mc/s. The actual values incorporated in the respective standards are, of course, 5.0 and 4.0 Mc/s. The standards were, in fact, chosen so as to give, as nearly as possible, equal resolution in the two directions, with the information then available<sup>(5)</sup>. If, however, the Kell factor is nearer to 0.5, then the bandwidths for equal resolution in both directions on the 405-, 525- and 625-line systems would work out to be in the region of 1.5, 3.0 and 3.5 Mc/s respectively. The corresponding bandwidths for the French 819-line system are 8.5 Mc/s ( $k=0.7$ ) and 6.0 Mc/s ( $k=0.5$ ). The video channel allocation is 10.5 Mc/s.

Assuming that a Kell factor of 0.7 is correct for a sequentially scanned television picture, then half this value (0.35) would be correct for a 2-to-1 interlaced picture which completely fails to interlace.

Such a picture, of course, reduces to a sequentially scanned picture with half the number of effective scanning lines. If this assumption is correct then it is important to note that a Kell factor in the region of 0.5 does *not* indicate that there is no advantage in interlacing, but, in fact, shows an improvement of nearly 50% over the completely "paired" scan.

M. W. Baldwin states, and the diagram reproduced here clearly shows, that for the high definition pictures it is quite safe to deviate from the optimum symmetrical resolution condition (symmetrical picture element) by a fairly large amount. Baldwin suggests that it is tolerable to go to a picture element which is a 2-to-1 rectangle in either direction. This would mean, for example, that if the video bandwidth of a 625-line system is adjusted to give equal vertical and horizontal resolution, then the number of lines could be increased to  $625 \times \sqrt{2} = 880$  or reduced to  $625/\sqrt{2} = 440$  without noticeable comment on picture sharpness from the observer. As already emphasized, however, these data were obtained with a structureless picture source and the suggestion that a reduction to 440 lines would be tolerable with this bandwidth would have to be taken with a considerable degree of caution, owing to the effect of the increased "lininess" in the picture.

To sum up the discussion of the second question, then, it would seem that the British 405-line standard was originally chosen to give an equal number of picture elements per unit length in the vertical and horizontal directions, the vertical figure being based on one picture point per scanning line. It is now more generally accepted that owing to the "quantizing" of the information in the vertical direction by the scanning lines, the effective sharpness in this direction is considerably reduced by a factor known as the Kell factor. It was on the basis of a Kell factor of approximately 0.7 that the American 525-line and the C.C.I.R. 625-line standards were chosen. On this reckoning our 405-line system has an excess of horizontal sharpness of about 50% over the vertical.

Some recent experiments of the author's suggest an even lower value for the Kell factor, and furthermore, that observers of television pictures exhibit pronounced "line resistance." By this is meant that if they are offered an increase in video bandwidth for a given line and field rate, they will not take advantage of it once the symmetrical sharpness condition has been passed. These two results independently suggest that for the given bandwidths, all existing standards of television, and especially our own, would profit by an increase in the number of lines.

## References

- 1 M. W. Baldwin. "The Subjective Sharpness of Simulated Television Images," *Proc. I.R.E.*, 28, No. 10, p. 458 (Oct. 1940).
- 2 P. Mertz and F. Gray. "A Theory of Scanning and its Relation to the Characteristics of the Transmitted Signal in Telephotography and Television," *Bell System Tech. Journal*, 13, p. 464 (July 1934).
- 3 E. W. Engstrom. "A Study of Television Image Characteristics," *Proc. I.R.E.*, 21, p. 1631 (Dec. 1933).
- 4 R. D. Kell, A. V. Bedford and M. A. Trainer. "An Experimental Television System," *Proc. I.R.E.*, 22, p. 1246 (Nov. 1934).
- 5 D. G. Fink. "Television Standards and Practice," McGraw Hill (1943).



# WORLD OF WIRELESS

## Birthdays Honours

A NUMBER of well-known names in the world of wireless appear in the Queen's Birthday Honours List.

Air Marshall R. G. Hart, who was a member of Watson-Watt's Bawdsey team in 1936, and was recently appointed controller of engineering and equipment at the Air Ministry, is appointed a Knight Commander of the Order of the British Empire. Brigadier L. H. Harris, who was for some years controller of research at the Post Office before being appointed engineer-in-chief in 1954, also becomes a K.B.E.

Group Captain E. Fennessy, managing director of Decca Radar, is promoted to C.B.E., and A. T. Black, director of electronic production (munitions), Ministry of Supply, is appointed C.B.E.

Among the new O.B.E.s are: E. H. Betts, deputy controller, telecommunications liaison group, War Office; Captain K. W. James, R.N. (Ret.), senior chief executive officer, Government Communications Headquarters; and Dr. A. R. A. Rendall, head of designs department, B.B.C., who is on the editorial advisory board of our sister journal, *Electronic & Radio Engineer*.

New M.B.E.s include: H. D. Bruce, head of electronics application department, W. H. Smith and Co., Ltd.; W. J. Quill, chief of systems design and planning, radar division, Marconi's; A. J. Smith, chief of production control, commercial engineering factory, E.M.I. Electronics; F. W. Townsend, experimental manufacturing manager, Plessey Company; and A. R. Turnbull, chief radio officer of the floating factory *Southern Harvester*. F. J. Robinson, radio operator at the Post Office station at Highbridge, Som., receives the British Empire Medal.

## Scottish I.T.A.

SERVICE area of the Scottish I.T.A. station, which has been built at Black Hill, Lanarkshire, and is being equipped by Marconi's, will be approximately the same as that of the B.B.C. station at Kirk o' Shotts. To accomplish this its e.r.p. towards Dundee in the N.E. will be 475 kW, towards Ayr 200 kW, and in the N.W. and S.E. 65 kW.

**MEDICAL COLOUR TELEVISION.** American 525-line N.T.S.C. colour standards were seen to advantage in London recently when operations at St. Bartholomew's Hospital were televised and transmitted by microwave link to the Royal College of Surgeons. A three-tube projection system displayed exceptionally good pictures on an 8ft x 6ft screen to a large audience. The demonstration was sponsored by Smith, Kline and French Laboratories, manufacturing chemists, using R.C.A. equipment.

The station, which it is planned to bring into service on August 31st, will operate in channel 10. Test transmissions from a 1-kW pilot transmitter are being radiated each weekday (10.0-12.30 and, except Saturdays, 2.0-5.30 and 7.0-10.0).


**Amateurs and I.G.Y.**—To enable a limited number of amateurs to participate in experiments during the International Geophysical Year (July 1957 to December 1958) the Post Office is "prepared to examine a scheme whereby a small number of amateurs . . . sponsored by the R.S.G.B. could experiment on 144 and 420 Mc/s with higher power than is allowed under the normal amateur licence." Amateurs wishing to participate are invited to write to the Radio Society of Great Britain, New Ruskin House, Little Russell Street, London, W.C.1, marking the envelope "I.G.Y."

**Licence Revenue.**—Figures recently given in the House by the Postmaster-General amend slightly those quoted by "Diallist" in the May issue. They show that 1s 8d of every sound and television licence is retained by the Post Office as a collection charge and a further 7d of each sound licence and 1s 3d of each television licence for interference investigation. The B.B.C. receives 15s 8d (sound) and £2 11s 3d (television). The remaining 2s 1d (sound) and 5s 10d (television) is presumably retained by the Treasury in addition to which there will be the £1 duty imposed on television licences from August 1st.

**Broadcast receiving licences in the United Kingdom** at the end of April totalled 14,559,316, including 7,050,308 for television and 308,296 for car sets. The month's increase in television licences was 84,052.

**Rowridge,** Isle of Wight, v.h.f. sound transmitter, which occupies the same site as the television transmitter, was brought into service by the B.B.C. on June 4th. It operates on 88.5, 90.7 and 92.9 Mc/s with an e.r.p. of 60 kW.

**Orkneys.**—The B.B.C. has applied to the P.M.G. for permission to erect a v.h.f. sound and television station in the Orkneys. It would also serve the north coast of Caithness.



**R.I. Club.**—Membership of the Radio Industries Club increased last year by 55 bringing the total to 940. At the annual general meeting on May 28th Vice-Admiral J. W. S. Dorling, director of the Radio Industry Council, was elected president of the Club in succession to E. K. Cole.

**Radio Industries Ball** will be held at Grosvenor House, Park Lane, London, W.1, on August 30th.

**Next year's Physical Society Exhibition** has been fixed for March 24th to 27th in the Royal Horticultural Society's Halls, London, S.W.1.

**Brit.I.R.E.**—In our note on the armorial bearings granted to the Institution (see page 224, May) we referred to Earl Mountbatten as vice-president of the Institution. Lord Mountbatten has been vice-patron since 1950 having previously held the offices of vice-president and president.

**Radio Controlled Models.**—The annual contests for radio controlled models, organized by the International Radio Controlled Models Society, will be held in the Midlands on August 4th, 5th and 6th. The contests for model aircraft and land vehicles are being held at Wellesbourne Aerodrome, near Stratford-on-Avon, and those for boats at Valley Pool, Bournville, Birmingham. Entry forms and copies of the rules are obtainable from H. Croucher, 27, St. John's Road, Sparkhill, Birmingham, 11.

**Technical Teachers.**—"Industry . . . must be willing to accept, and indeed to encourage and assist, the transfer to full-time teaching work of experienced staff it can ill afford to lose . . . . It must become commonplace for individuals to move from industrial to teaching employment and vice versa." This is one of the main recommendations for improving the supply and training of technical college teachers given in a report of a committee set up in 1956 by the Minister of Education, under the chairmanship of Dr. Willis Jackson. The report, "The Supply and Training of Teachers for Technical Colleges" (H.M.S.O.), costs 4s.

**Plastics materials** in one form or another are being used to an ever-increasing extent in the radio and electronics industry, and many of these applications will be seen at the British Plastics Exhibition which opens at Olympia on July 10th. Free tickets for admission to the Convention, which is being held in conjunction with the Exhibition, are obtainable from *British Plastics*, Dorset House, Stamford Street, London, S.E.1. Admission to the Exhibition costs 2s 6d.

**Trade Ambassadors.**—Business men on overseas visits are frequently invited to talk on U.K. industry and commerce in general. They may, therefore, like to know that a number of booklets dealing with Britain and the Commonwealth are being issued by the Central Office of Information.

**Nottingham Audio Fair.**—Approximately 6,000 people visited the Audio Fair sponsored by Alex Owen, Ltd., at Queen's Hall, Nottingham, from May 26th to 28th. Thirty-two firms exhibited and the B.B.C. provided demonstrations of v.h.f. reception.

"**Opportunities in Electronics,**" a 28-page brochure, issued by Mullard's, shows the science graduate and student what the company has to offer in the field of electronics.

**Catalogues Wanted.**—The librarian of the College of Technology, Gosta Green, Birmingham, 4, invites manufacturers to send catalogues for inclusion in the College library.

It is proposed to start a radio club in the Northfield Secondary School, Aberdeen, and offers of **unwanted components**, however obsolete, will be gratefully received by G. D. Pearson, principal teacher of science at the school.

**Automation and Computation.**—As a result of the meetings between representatives of the Institutions of Civil, Mechanical and Electrical Engineers earlier this year, a "Conference on Automation and Computation" has been set up to provide liaison between interested organizations. The consortium, at present comprising some twenty organizations, will be organized in three groups of societies covering (a) engineering applications of automation techniques, (b) development and applications of computers, automatic controls and programming techniques, and (c) sociological and economic aspects. All societies interested in automation may apply for membership of the appropriate group to the I.E.E., Savoy Place, London, W.C.2.

**Women's Engineering Society** is organizing a conference on "Careers for Girls in Engineering" at the Coventry Training College for the week-end, July 13th/14th, to which representatives of industry, schools, training colleges and the Youth Employment Service are invited. Among the speakers will be Dr. Willis Jackson (director of research and education, Metropolitan-Vickers) and Mrs. R. West (electronic development engineer, G.E.C., Coventry). The Conference fee is £2 17s 6d and application forms are obtainable from The Women's Engineering Society, 26, Victoria Street, London, S.W.1.

**Institution of Electronics** is holding a meeting in the Beveridge Hall, Senate House, University of London, W.C.1, at 6.0 on July 5th, when Dr. P. B. Fellgett and B. V. Somes-Charlton will speak on television in astronomy. The annual exhibition and convention organized by the Northern Division of the Institution will be held at the College of Science and Technology, Manchester, from July 11th to 17th. Complimentary tickets for the London meeting and the exhibition are obtainable from W. Birtwistle, 78, Shaw Road, Rochdale, Lancs.

**Radio Astronomy.**—The British Astronomical Association has recently formed a Radio Physics Section to deal with the problems of radio astronomy and electronic devices for amateur astronomers. The secretary is J. C. Codling, of 35, London Road, St. Albans, Herts.

**Inaugural meeting** of the Institute of Automation was held at the Junior Institute of Engineers, Westminster, on May 11th. Information is obtainable from the secretary, A. L. Jackson, 118, Westwood Park, London, S.E.23.

**Educational wallchart**, entitled "Classification of Electronic Tubes," is available from Mullard free of charge to lecturers and teachers at schools and training establishments. It covers both high-vacuum and gas-filled valves and tubes, and includes thermionic, cold cathode, photo and pool cathode emission. It is obtainable from Mullard Educational Service, Mullard House, Torrington Place, London, W.C.1.

## FROM ABROAD

**Cybernetics.**—As a result of the International Congress of Cybernetics held at Namur, Belgium, last year, the International Association of Cybernetics was established in January and now has over 1,000 members from 26 countries. Dr. W. Grey Walter, director of the Department of Physiology at the Burden Neurological Institute, Bristol, is a member of the board of directors. Plans are being made to hold the second International Congress of Cybernetics in September, 1958. Particulars of the Association are obtainable from the secretariat, 13, rue Basse-Marcelle, Namur, Belgium.

**Reception reports** on test transmissions from Geneva are invited by the International Committee of the Red Cross. The broadcasts are being radiated on 7.21 Mc/s on June 25th, 27th, and 29th at 0730, 1300, 1630 and 2200 (B.S.T.). Report forms are obtainable from the British Red Cross Society, 14, Grosvenor Crescent, London, S.W.1.

**German U.H.F. Television.**—The Südwestfunk, which operates the sound and television service in what was the French zone of Germany, has brought into service a television station working in Band IV. It is on the Kinheimer Höhe, near Kröv on the Moselle, and operates on 492.25 Mc/s (vision) and 497.75 Mc/s (sound) with a vision e.r.p. of 2 kW.

**"Semiconductor Electronics."**—This is the title of a new journal being issued in the United States to give a monthly survey of the published literature in the field indicated by its name. It is published by Semiconductor Information Service, Box 407, Boston 39, Massachusetts, and costs \$8 per year.

**Frankfurt Show.**—Transmitting and receiving equipment, components and accessories are being exhibited by West German manufacturers at the Radio, Television and Gramophone Exhibition to be held in Frankfurt from August 2nd to 11th.

**Famous Station's Jubilee.**—Old-timers of the pre-1914 era will remember the German station at Norddeich, on the North Sea coast. In the years around 1911, reception of its signals in England conferred the hall-mark of receiver sensitivity. The original station was built in 1907 by Telefunken, who have just published (through Oberpostdirektion, Hamburg) a commemorative booklet.

**Australasian Contest.**—This year's VK/ZL DX Contest, organized jointly by the Wireless Institute of Australia and the New Zealand Association of Radio Transmitters, will be held during the weekends, October 5th/6th (phone) and 12th/13th (c.w.). Details are obtainable from W.I.A., Box 1234K, G.P.O., Adelaide, South Australia.

**Canadian Convention.**—The second annual convention and exhibition organized by the Canadian sections of the Institute of Radio Engineers is to be held in Toronto from October 16th to 18th.


## PERSONALITIES

**Martin Ryle, F.R.S.**, lecturer in physics at the Cavendish Laboratory, Cambridge, where since the war he has been undertaking radio astronomical research, has been awarded the Hopkins Prize of the Cambridge Philosophical Society for his work on radio astronomy. The prize is awarded every three years, the present award being for 1951-54. Mr. Ryle, who in 1954 received the Hughes Medal of the Royal Society for his work in this field, left Oxford University in 1939, and joined T.R.E., working on radar applications until the end of the war.

**H. A. Lewis, M.B.E., T.D., B.Sc.(Eng.), A.C.G.I., M.I.E.E.**, has been appointed managing director of E.M.I. Sales and Service in succession to the late E. J. Emery. He will, in addition, be commercial director of E.M.I. Electronics. Mr. Lewis resigned from Marconi's, where he was manager of the broadcasting division, last July and joined E.M.I. as personal assistant to Mr. Emery.

**Sir Harold Hartley, G.C.V.O., F.R.S.**, is the new president of the Society of Instrument Technology in succession to A. J. Young, B.A., B.Sc. At the annual general meeting he received the Society's Bowen Prize.

**P. R. Coursey, B.Sc., M.I.E.E., F.Inst.P.**, has retired from the position of technical director of Dubilier, which he has held since 1931. He is remaining on the board as an ordinary director and being retained as a technical consultant. His association with the company began in 1923 when he was appointed chief engineer. Mr. Coursey, who is 65, graduated at University College, London, and during the 1914-18 war was Admiralty inspector of wireless telegraphy in H.M. Auxiliary Patrol. He was for a short time technical research assistant at H.M. Signal School (now A.S.R.E.). From 1920-23 he was on the staff of Wireless Press, who then published *Radio Review*, of which he was for some time assistant editor, and *Wireless World*.



**Edmund H. Cooke-Yarborough, M.A., M.I.E.E.**, contributor of the article in this issue on transistor circuit symbols, recently became head of the electronics division of the Atomic Energy Research Establishment, Harwell. During the war he was at T.R.E. where he was concerned with airborne radar, radar counter-measures and control systems for guided weapons. He joined A.E.R.E. after the war to design electronic equipment and has been particularly concerned with the use of transistors in pulse circuitry.

**Leonard Bennett** has been appointed technical secretary of the Radio and Electronic Component Manufacturers' Association. During the war he was in the signals branch of the R.A.F.

## OBITUARY

**K. W. Tremellen**, who retired from Marconi's W.T. Company in 1952, died in April at the age of 68. Throughout his radio career he had specialized in propagation. After service in the first world war in R.E. Signals, he joined Captain H. J. Round and T. L. Eckersley in the study of long-wave propagation, and made a twelve-month world cruise to assess the possibilities of establishing a chain of long-wave stations throughout the Empire. With the advent of short-wave communications, he naturally turned his attention to the study of propagation at these higher frequencies. It was because of his work in this field that he was appointed scientific officer-in-charge of the Inter-Service Ionospheric Bureau set up at Great Baddow, Essex, in 1941. For his work at the Bureau he was awarded the American Medal of Freedom.

**Dr. Otto M. Böhm**, who came to this country from Germany in 1936 and throughout the war was at the Admiralty Signal and Radar Establishment, died on May 17th at the age of 72. For 13 years prior to coming to England he was technical director of the Telefunken organization, and before joining A.S.R.E. was with Marconi's. He will be remembered in this country for his contributions to the development of radar and in particular his work on the design of aerials on which he contributed a paper ("Cheese Aerials") at the I.E.E. Radiolocation Convention in 1946.

**J. V. Palmer**, for many years manager of the valve division of Mullard Overseas, Ltd., died on April 10th aged 69. He joined Mullard in 1925 and the following year was appointed valve export manager.

**R. C. W. Clarke**, who was in charge of Government contracts for A. H. Hunt (Capacitors), Ltd., which he joined 25 years ago, died on April 19th.

# Multi-Valve Cathode Follower

## I. Methods of Approaching the Ideal Buffer Stage Performance

By J. G. THOMASON, B.Sc.

**T**HE single-valve cathode follower in its basic form is shown in Fig. 1. The input terminal is the triode grid and the output is taken from the cathode. The main features of the circuit are as follows.

- (a) Low output impedance (100 to 1,000 ohms).
- (b) High input impedance (grid-to-cathode leakage path impedance increased 5 to 50 times approx.). Absence of Miller effect.
- (c) Almost unity gain (0.8 to 0.98 approx.).
- (d) The quiescent output voltage, i.e. input connected to earth, is within a few volts of earth potential (2 to 20 volts positive approx.).

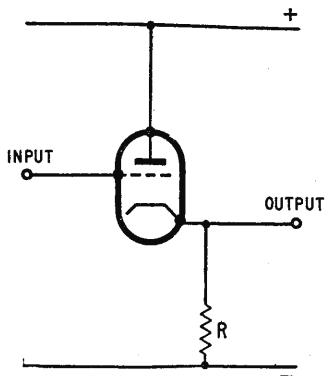


Fig. 1. Basic cathode follower circuit.

- (e) Level frequency response from zero to several Mc/s.
- (f) Good linearity and independence of change in valve characteristics (5 to 50 times reduction in amplitude distortion compared with the same valve operating as amplifier).
- (g) Fluctuations arising from changes in the value of the line voltages appear in the output in con-

siderably reduced magnitude (5 to 50 times less).  
 (h) Extreme simplicity, and economy in components. The numerical values given above cover the range from small receiving valves to output valves of up to about 15 watts anode dissipation.

The cathode follower characteristics differ from those of the same triode connected as a conventional amplifying stage due to the inherent negative feedback introduced by the presence of the cathode load resistor. The amplifying properties of the valve itself are not affected by changing the load resistor from the anode circuit to the cathode circuit, all changes in overall characteristics are due to the feedback. This may be illustrated by comparing Figs. 2 and 3 with Fig. 1. In Fig. 2 the valve is shown connected as a simple amplifying stage, neglecting biasing and decoupling arrangements.

The input voltage is obtained from a transformer giving, say, a low frequency sine-wave of 1 V r.m.s. Then, typically, the anode voltage waveform would be a sine-wave of 30 V r.m.s. with a phase reversal with respect to the input. In Fig. 3 the load resistor has been moved to the cathode circuit but the transformer is still used to feed the 1 V r.m.s. input *between grid and cathode*, exactly as it did in the circuit of Fig. 2. In the circuit of Fig. 3 the output will still be a sine-wave of 30 V r.m.s.—

there is, of course, no feedback and the triode is *not* being used as a cathode follower. There is, however, no phase-reversal with the circuit in Fig. 3.

Comparison of Figs. 1 and 3 shows that in the cathode follower (Fig. 1) the valve grid-cathode voltage is not the same as the input voltage but is equal to the input voltage minus the output voltage. This means that there is 100% negative feedback.

The cathode follower properties may readily be derived from the characteristics of the conventional triode amplifier using the basic feedback formulæ. The important factor in a feedback system is the loop gain, i.e. the total gain of the forward circuit (amplifier without feedback), cascaded with the feedback circuit. In the cathode follower, the forward circuit gain is  $m$ , the triode stage gain with load resistor  $R$ . As there is 100% negative feedback, the loop gain is also given by  $m$ . The usual formula for stage gain gives,

$$m = \frac{g_m R r_a}{R + r_a} \dots \dots \dots (1)$$

where  $r_a$  is the valve anode a.c. resistance, and  $g_m$  is the mutual conductance.

The change in overall gain when a feedback connection is made is found using the parameter  $(1 + \text{loop gain})$ , sometimes called the feedback factor. The overall gain  $G$  with feedback is obtained by dividing the forward gain by the feedback factor,

$$G = \frac{m}{1 + m} \dots \dots \dots (2)$$

Using equation (1),  $G$  may be expressed

$$G = \frac{\mu R}{(\mu + 1) R + r_a} \dots \dots \dots (3)$$

where  $\mu$  is the valve amplification factor, (equal to  $g_m r_a$ ). The 12AX7 high- $\mu$  triode, for example, when worked with a 330 k $\Omega$  load, from a 300-volt line, is found to give a stage gain of about 65, and using this value for  $m$ , equation (2) gives the overall gain  $G = 65/(1 + 65) \approx 0.985$ .

A medium- $\mu$  valve such as the 12AT7 would give, say,  $m = 30$  and therefore  $G \approx 0.967$ . A power valve such as the PX4 might have  $m = 3$  and therefore  $G = 0.75$ .

The type of feedback inherent in the cathode

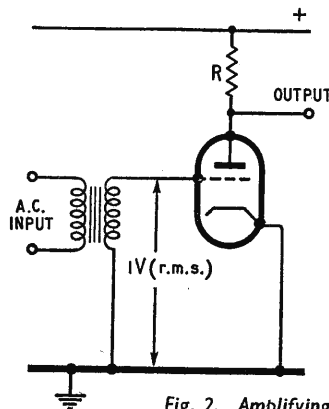


Fig. 2. Amplifying stage with anode load.

# Circuits

One of the most important applications of the cathode follower is as a buffer stage to prevent loading of a high-impedance circuit by a cascaded low-impedance circuit. The basic cathode follower must be elaborated for some of the more exacting applications (e.g. analogue computers) to determine the overall gain with higher accuracy, to remove the d.c. bias between input and output and to alleviate drift due to valve ageing and supply voltage changes.

follower connection is classified as series voltage negative feedback. The series connection implies that the output voltage appears in series with the input voltage, causing the input impedance to be increased in magnitude by the feedback factor. The voltage feedback connection implies that the output impedance will be reduced in magnitude by the feedback factor. The simple triode stage shown in Fig. 2 has an output impedance  $R'$  given by

$$R' = \frac{Rr_a}{r_a + R} \quad \dots \quad (4)$$

The output impedance  $R''$  of the cathode follower is found by dividing  $R'$  by the feedback factor  $(1+m)$ . Using the formula for  $m$  given in (1),  $R''$  may be written

$$R'' = \frac{R'}{1+m} = \frac{Rr_a}{R + r_a + g_m Rr_a} \quad \dots \quad (5)$$

The formulæ for  $R'$  and  $R''$  may be expressed:

$$\frac{1}{R'} = \frac{1}{R} + \frac{1}{r_a} \quad \dots \quad (6)$$

$$\text{and } \frac{1}{R''} = \frac{1}{R} + \frac{1}{r_a} + g_m \quad \dots \quad (7)$$

In this form the formulæ show how, in the case of the simple triode stage the output impedance is effectively made up from the anode impedance and load impedance in parallel and that with the feedback connection, a further impedance of  $1/g_m$  also appears in parallel. Usually  $1/g_m$  is much smaller than  $R$  and  $r_a$ , normally 100 to 1,000 ohms compared with several kilohms, so that (5) may usually be approximated by:—

$$R'' \approx \frac{1}{g_m} \quad \dots \quad (8)$$

The fraction of the input admittance due to grid-cathode resistance and stray capacitance is reduced by the series negative feedback connection, again by the factor  $(1 + \text{loop gain})$ . In the 12AX7, for example, the input capacitance as a normal triode stage might be composed of anode-grid capacitance 1.7 pF and cathode-grid capacitance 1.6 pF. Multiplying the anode-grid capacitance by  $(1 + \text{stage gain})$  to allow for the Miller effect, assuming a stage gain of 65, the total input capacitance works out to 113.8 pF.

As a cathode follower the total effective input capacitance works out to be 1.72(4) pF, due to the absence of the Miller effect and the reduction by a factor 66 of the cathode-grid capacitance. Of course, wiring capacitance, say 5 pF, should be added to both figures.

The increase in cathode-grid resistance can be swamped by the stray resistances in parallel, e.g., anode-grid and grid-earth valve-base leakages, if poor quality components are used.

These properties are seen to make the cathode follower well suited for use as a "buffer" stage, i.e.,

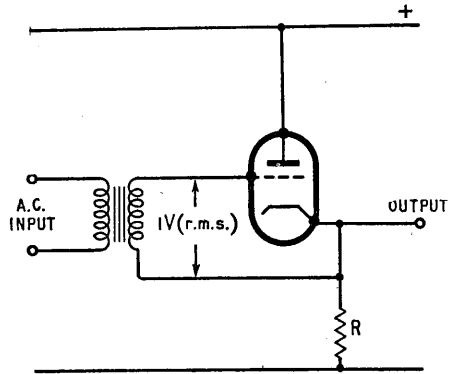


Fig. 3. Amplifying stage with cathode load.

a stage used between two circuits solely to prevent either from being influenced by the other. The simplest case is to prevent a low impedance circuit from imposing an unacceptable load on a high impedance circuit. An example of this application is the use of a cathode follower as an oscilloscope probe. A small probe unit containing the cathode follower is placed as close as possible to the point where it is desired to connect the oscilloscope. The increased input impedance enables the capacitive load on the circuit under test to be kept down to about 10 pF instead of the 200 pF capacitance of the average oscilloscope circuitry. Similarly, the output lead from the cathode follower to the oscilloscope is fed by too low an impedance for capacitive pick-up to be serious. Sometimes it is convenient to screen this lead and the extra screen capacitance may be charged up by the cathode follower without affecting the loading caused by the probe or the frequency response.

In precision circuits, however, the residual imperfections of the cathode follower compared with an ideal buffer stage are important and circuits have been developed which are based on the simple cathode follower but which are superior in one or more properties.

The ideal buffer stage would have the following characteristics

- (a) Zero output impedance.
- (b) Infinite input impedance.
- (c) Unity gain.
- (d) Zero quiescent voltage.
- (e) Level response at all frequencies.
- (f) Perfect linearity.
- (g) Signal handling capacity\* at least equal to the largest signal level in the system.

In the cathode follower, negative feedback is used

\* Signal handling capacity is defined here as the maximum useful current change which the valve can be made to give—the upper limit being defined by the reaching of some arbitrary value of grid current and the lower limit by the reaching of some value of mutual conductance which is an arbitrary fraction below the mid-cycle value.

to change the valve amplifier properties towards achieving those of the ideal buffer stage. Apart from the limitations due to finite feedback factor, however, the basic cathode follower also suffers from drift (slow change of contact potential\*) and has only the signal handling capacity of the same triode connected as a simple amplifying stage.

In certain circuit work, including particularly the analogue computer field, the departures of cathode follower characteristics from those of an ideal buffer stage can sometimes rule out the application of the basic triode cathode follower shown in Fig. 1. In the case where buffer stages are needed between each of many cascaded circuits, particularly with operation down to zero frequency (z.f.), the cumulative drift and quiescent voltage shift are often more troublesome than the overall attenuation. For example consider 10 cascaded cathode followers, each using half of the 12AT7 valve, connected as in Fig. 1, with load resistors of 68 kΩ, drawing 4.4 mA from positive and negative lines of +300 V and -300 V respectively. The individual gains will be about 0.967 ( $m = 30$ ) and the voltage shifts about 4 V, giving

\* Contact potential may conveniently be visualized as the voltage produced by a fictitious generator in series with the grid of an ideal valve. In fact, the d.c. component of the contact potential is a property of the space charge and the random fluctuations are due to physical and chemical changes occurring at the surface of the cathode.

overall values of 0.71 and 40 V respectively. The output drift will be 10 times that of a single valve (about 0.25 V per valve per 10% change in heater voltage).

It is worth mentioning in passing that there is a very economical modification to the cathode follower which avoids the quiescent voltage difference between input and output. The load resistor R in Fig. 1 may be divided into two parts, as shown in Fig. 4, where the upper resistor is arranged to drop exactly the same voltage as the valve grid bias (equal to the quiescent output voltage). The output is now taken from the junction of the resistors, and by adjusting the value of the upper resistor the cathode follower may be set up with quiescent input and output voltages equal. The output impedance is increased with this modification to the circuit, by an amount approximately equal to the value of the upper resistor. The

value usually happens to be about  $\frac{1}{g_m}$  ohms and the

output impedance may be said to have been approximately doubled by the modification. It is seen that there is also a further slight loss in overall gain due to the potentiometer formed by the two load resistors.

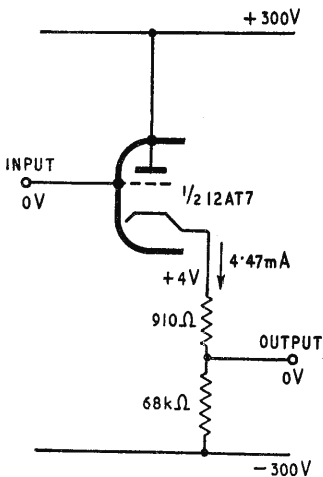
With a.c. working it is often convenient to feed the cathode follower grid via a capacitor and return a grid leak to this resistor junction. There is now very little feedback at z.f. and the load current is not accurately set by the feedback as in the circuit of Fig. 1. The quiescent valve current will set itself to the same value as that in a triode voltage amplifier with the upper resistor used for cathode bias and the lower resistor as a conventional anode load. With the grid leak, for a.c. working, it is usual to dispense with the negative line, since quiescent voltages will be of no importance.

### Elaboration of the Single Valve Cathode Follower.

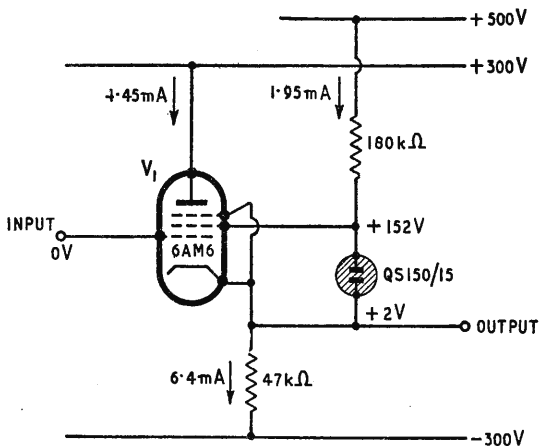
The single valve cathode follower shown in Fig. 1 may be made to give an improved performance if a pentode is substituted for the triode. In general, a pentode may be made to give a higher stage gain than a triode of the same power rating, and this increased forward circuit gain means a relatively higher loop gain, giving a higher feedback factor and therefore enhanced negative feedback properties.

Direct substitution of a pentode for the triode in Fig. 1 would necessitate strapping of the anode and screen and therefore give triode characteristics. It is necessary to provide a constant voltage difference between screen and cathode, as with anode load operation, since the pentode depends on this condition for its characteristics. This means that changes in cathode voltage must be superposed on the quiescent screen voltage.

Circuits where voltage changes on one valve electrode are superposed on the steady voltage at another are known as "bootstrap" circuits and an example of a d.c. bootstrap pentode cathode follower is shown in Fig. 5. The neon tube is fed with 2 mA from a high-voltage positive line and it is seen that this neon holds the screen 150 V more positive than the cathode for all working values of cathode voltage, say -150 V to +150 V. Disadvantages of the circuit, apart from increased power consumption and number of components, are the increased capacitive load on the cathode and enforced reduction in value of load



Left: Fig. 4. Cathode follower circuit modified to give zero quiescent output voltage.



Below: Fig. 5. D.c. bootstrap cathode follower.

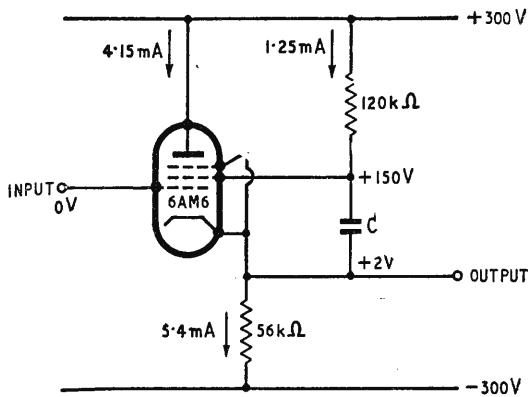


Fig. 6. A.C. bootstrap cathode follower.

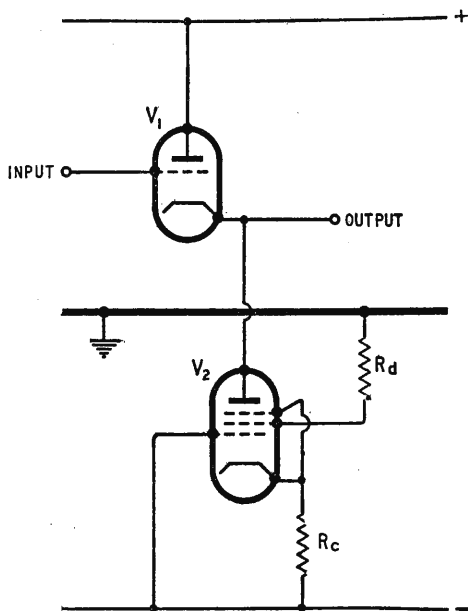


Fig. 7. Constant-current cathode follower.

resistance to allow for the neon tube current, resulting in a lower value of  $m$ .

An a.c. version of the circuit is shown in Fig. 6, where the capacitor  $C$  holds the cathode-screen voltage substantially constant for times short compared with  $CR_s$ , where  $R_s$  is the differential screen-cathode resistance and screen decoupling resistance in parallel. For a value of  $C$  equal to  $0.1 \mu\text{F}$  in the circuit of Fig. 6, pentode operation could be assumed for frequencies down to about 200 c/s. Both these bootstrap circuits give a loop gain of about 150. The signal handling capacity of both circuits is now equal to that of the same valve working as a conventional single-stage pentode voltage amplifier, this being, in general, larger than that of a triode of similar power rating.

The way in which signal handling capacity is determined may be visualized by considering the circuit of Fig. 1. As the input voltage rises, the cathode voltage follows, the difference between the two automatically decreasing by just the right amount to turn on the extra valve current due to the

increased voltage across the load resistor. However, the valve is being asked to pass more current with less anode-cathode voltage, and it is seen that at a certain limiting positive input voltage, the valve will need to draw grid current in order to turn on the required cathode current. Similarly, for negative input voltages the valve is asked to pass less current with an increased anode-cathode voltage. This means that the working point on the mutual characteristic will be forced into the low-current, low-slope region, giving reduced valve gain and therefore reduced feedback.

One way in which the signal handling capacity may be increased is to make the valve current constant over the working cycle. This is conveniently achieved by replacing the load resistor by a pentode as shown in Fig. 7. Typical pentode anode characteristics show that the pentode  $V_2$  passes a current determined mainly by the line voltages and the value of the screen decoupling resistor  $R_d$ . Changes in the cathode follower output voltage, i.e., the pentode anode voltage, have little effect on the current. The resistor  $R_c$  provides cathode bias and the screen is conveniently supplied from earth as shown. The limit of positive excursion is made higher since no increase in current is required when  $V_1$  anode-cathode voltage is reduced and the limit of negative excursion is usually set by "bottoming" in  $V_2$ .

This circuit also gives a higher loop gain compared with the resistor load since the triode  $V_1$  works with a load equal to the high differential anode impedance of the pentode  $V_2$ , so that the stage gain  $m$  closely approaches the amplification factor  $\mu$ . If a bootstrap-connected pentode were used for  $V_1$ , a stage gain of about half the pentode  $\mu$  could be realized, e.g., about 3,000 for the 6AM6. A two-pentode circuit of this type with a.c. bootstrap decoupling is frequently used in cathode-ray tube monitor probes with the advantage that the constant load current gives a constant output rate with fast negative edges at all voltages within the working excursion.

(To be continued)

## Textbook on Polythene

SINCE the early days of the war when the first samples of polythene made such a significant contribution to the success of our airborne radar equipment, the production of this unique plastic has risen from a few hundred to well over half a million tons per annum, and a vast industry has been established on the basis of its mechanical as well as its electrical properties.

A comprehensive treatise with contributions from no fewer than 38 specialists in the many branches of its chemistry, manufacture and fabrication has been compiled under the joint editorship of A. Renfrew (I.C.I.) and Phillip Morgan (*British Plastics*), and is likely to remain the standard work of reference for very many years to come.

Much useful information is given on the effects of antioxidants and other additive materials on the dielectric properties and of recent developments in the modification of properties by halogens and by irradiation. The sections on moulding, extrusion, coating and film production form an invaluable guide to the feasibility of new applications of this versatile polymer.

"Polythene—The Technology and Uses of Ethylene Polymers" is obtainable from our publishers, Iliffe and Sons, Ltd., price 126s (postage 1s 9d).

# "88-50" PRE-AMPLIFIER

Completing the Design for a 50-Watt Amplifier

W. Ian HEATH,\* B.Sc.(Eng.) and D. M. LEAKY,\* B.Sc.(Eng.)

**T**HIS pre-amplifier for the "88-50" mains amplifier described in the April issue is intended to offer full playback facilities from any known programme source and yet utilize circuits which are basically simple and economic. It will operate directly from a gramophone pickup, a high-impedance magnetic tape replay head, a high-impedance microphone or a radio tuner. A selector switch which enables any of these sources to be chosen

also automatically alters the input sensitivity and frequency response compensation to that required for each type of input. This enables the different inputs to be selected and played without immediate alterations to the remaining knobs which are intended to give convenient control of balance and frequency range to suit listening conditions and programme quality. A rumble filter is incorporated which attenuates unwanted motor rumble below 30c/s and removes the risk of overloading the power amplifier and loudspeakers due to this cause.

\* Research Laboratories of the General Electric Co., Ltd.

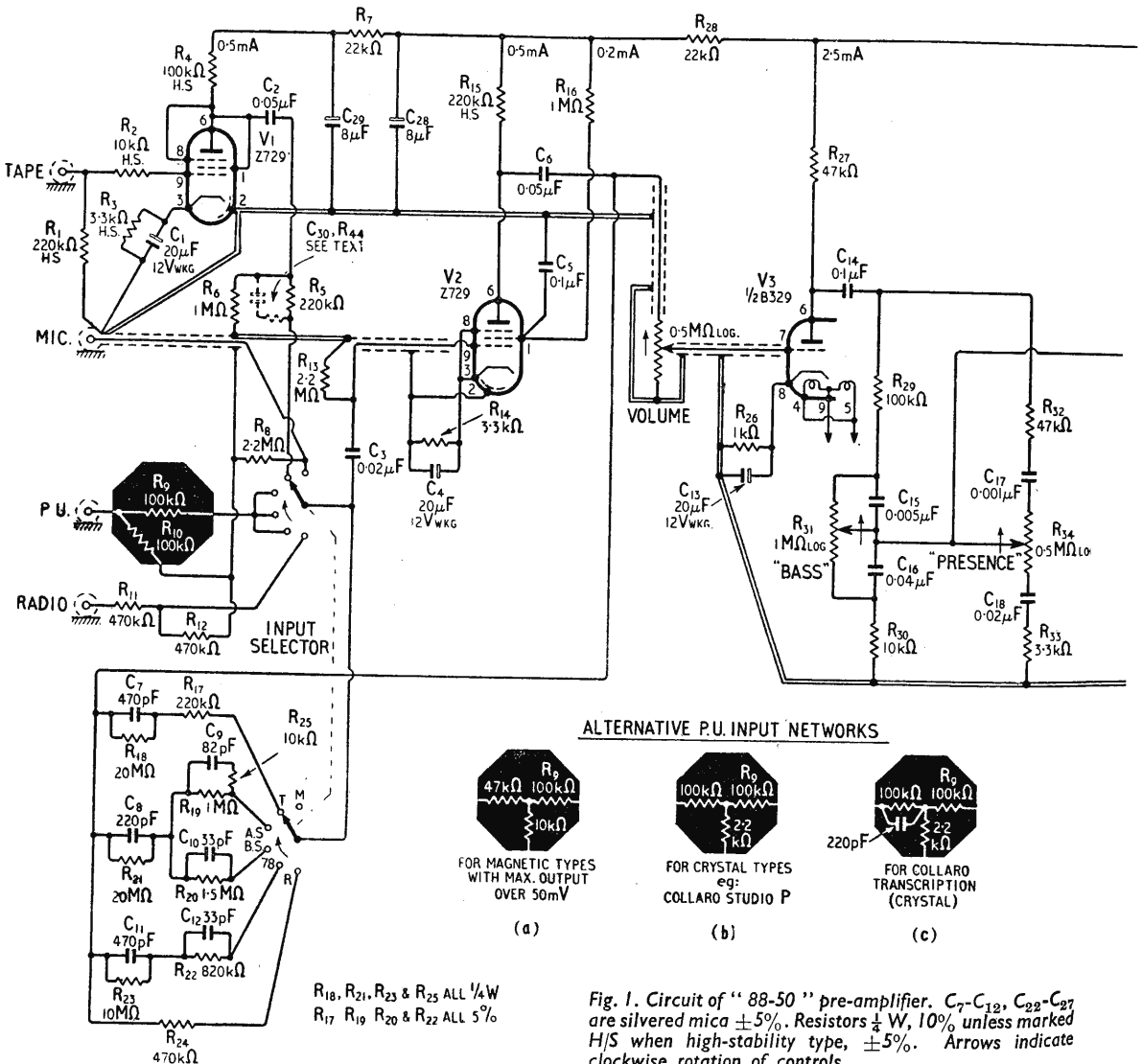


Fig. 1. Circuit of "88-50" pre-amplifier.  $C_7$ - $C_{12}$ ,  $C_{22}$ - $C_{27}$  are silvered mica  $\pm 5\%$ . Resistors  $\frac{1}{4}$ W, 10% unless marked H/S when high-stability type,  $\pm 5\%$ . Arrows indicate clockwise rotation of controls.



The pre-amplifier is designed to give an output of 0.5 volt r.m.s. for maximum signal level, and this corresponds to the input required by the "88-50" power amplifier to give maximum power output. H.T. and l.t. supplies are derived from the power amplifier, and connection is via octal plugs and sockets with a multi-core cable.

The design utilizes negative feedback to keep harmonic distortion low. All the controls use simple resistance-capacitance circuits incorporated either between stages or in the negative feedback loops, and the wiring is not unduly complicated. Apart from the equalizing of initially differing programme sources by means of the selector switch, the use of continuously variable controls for "Bass," "Presence," and "Treble Slope" helps circuit simplification and also removes the bullying effect that switches have on the listener when he is trying to adjust a programme to suit a particular place or occasion.

**Input Selector Circuit.** The first stage of the basic pre-amplifier uses a Z729 valve (V2 in Fig. 1),

	Sensitivity†	Input Resistance	Turn-over Frequency	
			Bass Boost	Treble Cut
1. Radio . . . . .	0.2V	470kΩ	None	None
2. 78 rp.m. records	14mV	50kΩ	400c/s	6kc/s
3. British micro-groove . . . . .	10mV	50kΩ	500c/s	3kc/s
4. American Standard . . . . .	12mV	50kΩ	600c/s	2kc/s
5. Tape (7½in/sec)	4mV	220kΩ	1.5kc/s	—
6. Microphone (high impedance)	1mV	1.1MΩ	None	None

advantage of maintaining the harmonic distortion in the valve at a low level. Between these two extremes any sensitivity can be obtained, and for use with a magnetic gramophone pickup, for example, the necessary frequency response correction to

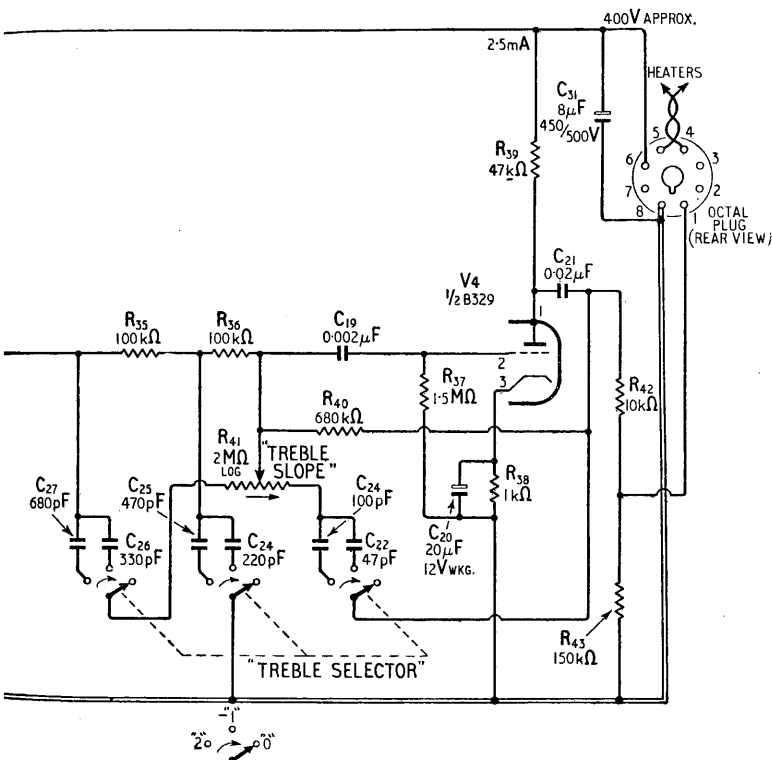
obtain a "flat" response can be obtained by means of a suitable resistance-capacitance network in the feedback loop, provided the overall correction required is less than the gain of the valve (40dB).

The input selector switch associated with this valve (V2) connects the grid to any of the input sockets, via a suitable network, and simultaneously inserts an appropriate network in the feedback loop between anode and grid. For example, for microphone no feedback is used, and the input resistance consists of  $R_8$  in parallel with the grid leak  $R_{13}$ . For radio the gain is reduced by negative feedback provided by  $R_{24}$  and  $R_{12}$ , and the input resistance is  $R_{11}$ .

The other positions of the switch provide the frequency response corrections necessary when playing from disc or tape recordings, and from all the input sources a "flat" response of roughly similar level is therefore obtained at the volume control which follows this stage.

The prototype pre-amplifier shown here has six input positions. The play-back characteristics chosen were considered to be the most useful half-dozen for general use, but alterations and additions are obviously possible where requirements are different. In clockwise order of rotation the bass and treble turn-over points are shown in the accompanying table, which also gives for each switch position the sensitivity and input resistance at the input socket.

**Tape Compensation.** In the tape position the grid of the Z729 pentode is connected to a tape head amplifier consisting of a Z729, triode connected (V1). This gives the best signal-to-noise ratio



connected as a pentode. This valve was chosen because its freedom from both hum and microphony are essential to obtain a good signal-to-noise ratio. To keep circuit noise low the cathode current is low, and a voltage gain of about 100 (40dB) is obtained. This is sufficient to give without feedback a sensitivity at the grid of 1mV, which is ideal for use with a high-impedance microphone such as a diaphragm-operated crystal type, or for use with a moving-coil microphone and a suitable input transformer. For larger input voltages, such as from a radio tuner, the sensitivity can be reduced by negative feedback, and this has the

†Input for 0.5 volts r.m.s. output from pre-amplifier.

possible, and raises the signal level to a sufficient level to drive the correction stage, V2.

If tape is not to be played the tape head amplifier can be omitted and the spare position on the selector switch used for another record characteristic, or for a low-impedance microphone. In the latter case a screened microphone input transformer can be mounted in the position previously occupied by the valve.

The tape replay characteristic assumes the recommendation that tape should be replayed with a time-constant of 100  $\mu$ sec for 7½ in/sec, and that all treble losses in recording have been compensated by pre-emphasis.† This constitutes a bass boost below 1,500 c/s, see Fig. 4, and is obtained by C<sub>7</sub> and R<sub>17</sub> in the feedback loop. If tape is to be played at other speeds, then these components must be altered as follows:—

Tape Speed	Time-Constant	C <sub>7</sub>	R <sub>17</sub>
3½ in/sec	200 $\mu$ sec	1,000 pF	0.22M $\Omega$
15 in/sec	35 $\mu$ sec	150-220 pF	0.22M $\Omega$

These values could be inserted in other switch positions if more positions are available. The bass boost inherent in these replay characteristics is necessary because the recordings are made with a "constant current" characteristic, i.e., with a high resistance in series with the recording head, so as to produce a constant flux-density characteristic in the tape. It will be noticed that the replay characteristic levels off at a frequency dependent on tape-speed, and this serves to maintain the treble response.

The use of additional treble boost when replaying to compensate for tape losses is undesirable in so far as it makes tape hiss more audible. However, some treble boost on playback is recommended where a poor treble response is due to the playback head itself, and this can be obtained by shunting R<sub>5</sub> by a capacitor C<sub>30</sub> of not more than 100 pF for a tape speed of 7½ in/sec. The effect of this is shown by the dotted curve in Fig. 4. A limiting resistor R<sub>44</sub> in series with C<sub>30</sub> is desirable of about 100k $\Omega$ .

**Disc Compensation.** The three disc record replay characteristics chosen, see Fig. 4, are the American Standard for both microgroove and 78 r.p.m. discs, the British microgroove characteristic which is tending to be displaced by the American, and a compromise 78 r.p.m. characteristic suitable for most European shellac discs, but most resembling the "ffrr" characteristic used by Decca and Brunswick. Only those people possessing 78 r.p.m. discs of earlier origin would desire a second 78 r.p.m. switch position giving bass boost from a lower frequency such as 250 c/s.

The bass boost correction for discs is obtained in a similar way to the tape correction, e.g., for American Standard it is obtained by means of C<sub>3</sub> and R<sub>19</sub>, while the necessary treble roll-off is obtained by C<sub>9</sub>. The limiting resistance R<sub>25</sub> is inserted to promote freedom from instability at very high frequencies. In the prototype amplifier

it was not found necessary to incorporate limiting resistors in the other compensating circuits. The resistor R<sub>21</sub> is connected across C<sub>8</sub> to avoid "clicks" when switching, but it also limits the bass boost correction. If fuller compensation is required between 30 c/s and 60 c/s the value of R<sub>21</sub> should be doubled.

The corrections provided here for disc reproduction are intended for use with any pickup giving an output voltage proportional to recorded velocity. This includes all moving-coil and moving-iron (so called "variable reluctance") types, and the input resistance and sensitivity have been chosen to be suitable for any of the well-known makes with maximum outputs from 10 mV to 50 mV. The input network must be modified however where a pickup is to be used whose output voltage is not proportional to recorded velocity. A crystal pickup is the most common example of this type. It has been found that a very smooth frequency response can be obtained, extending as far as the usual high-frequency peak, if a crystal pickup is connected to an input resistance which is lower than that normally recommended, and the resulting frequency response, which can be made to resemble closely a "velocity" characteristic, is corrected as if a magnetic pickup were being used.

An example is shown in Fig. 5, where the output from a sample Collaro Studio "P" crystal cartridge is plotted against frequency using a test record with a British microgroove characteristic. The response with a 1-M $\Omega$  load approximates to a "flat" response, and is that which is normally used. The response with 0.1 M $\Omega$  shows a fall in bass due to the internal capacitance of the crystal unit, and the resulting curve bears a close resemblance to the British microgroove characteristic which is shown dotted. The exact "fit" of these curves depends on the original response of the pickup, but 0.1 M $\Omega$  is the most suitable value for several other comparable cartridges. Therefore, with a suitable alteration to the input network, incorporating attenuation of the high output voltage, a crystal pickup can be connected to the pre-amplifier and the corrections associated with the selector switch used as with magnetic pickups. The circuit diagram, Fig. 1, shows an alternative input network, inset (b), enabling crystal pickups of this type to be connected, for example the Collaro Studio "P." Inset (c) is suitable for a crystal pickup which has a less pronounced treble peak, the Studio transcription cartridge. Inset (a) is for magnetic pickups having a maximum output greater than 50 mV; note that maximum output is here defined as that given by a recorded velocity of about 7 cm/sec, and corresponds to sections of high modulation on an average disc.

**Bass and "Presence" Controls.** The remainder of the pre-amplifier, including all the "tone" controls, has been economically designed around one double triode. Following the volume control, which is a logarithmic type for smooth control, is the first half (V3) of a B329 valve. This low gain valve is used as a simple triode amplifier without feedback, as this circuit arrangement was found to give the best compromise between distortion and signal-to-noise ratio. It drives a 10 : 1 (20 dB) potentiometer circuit consisting basically of R<sub>29</sub> and R<sub>30</sub>, in which are incorporated the "bass" and "presence"

(Continued on page 317)

†See Amendment No. 1, July 1954, to B.S. 1968: 1953.

controls. Both these are variable potentiometers of logarithmic law so that the "flat" response occurs when the knob is at midposition, and the component values shown are those which gave the flattest midposition curve in the prototype. For the benefit of those who have the test apparatus and inclination to make accurate adjustments,  $C_{16}$  is the bass boost capacitor and operates when not short circuited by potentiometer  $R_{31}$ . Similarly  $C_{18}$  is the treble cut capacitor that gives negative presence when there is no series resistance from potentiometer  $R_{34}$ . With both potentiometers upwards, movement of the slider gives increased bass or presence respectively, and corresponds to clockwise rotation.

**Treble Controls.** From the sliders of the "Bass" and "Presence" controls the signal is amplified in a final triode stage, V4. This is the second half of the B329 valve. Negative feedback is employed consisting of feedback resistance  $R_{40}$  in conjunction with stand-off resistors  $R_{35}$  and  $R_{36}$ . Associated with these resistances are the treble cut capacitors  $C_{22}$ ,  $C_{23}$ ,  $C_{24}$ ,  $C_{25}$  and the treble boost capacitors  $C_{26}$ ,  $C_{27}$ . These may be switched into circuit by the "Treble Selector" switch, in which case the amount of cut or boost may be adjusted by potentiometer  $R_{41}$  which is the "Treble Slope" control.

Minimum treble occurs with the slider to the right in the circuit diagram, and this should correspond with a fully clockwise position of the knob if a logarithmic law potentiometer is used. In this position the treble cut has a maximum asymptotic value of 12 dB per octave. If it is desired to increase treble clockwise then an inverse log potentiometer must be used, but this is not so readily available. On the prototype amplifier a "flat" response was obtained with the knob about  $45^\circ$  from the midposition, on the "boost" side, using a logarithmic potentiometer. The "Treble Slope" control is completely inoperative if the "treble selector" switch is in the "flat" position.

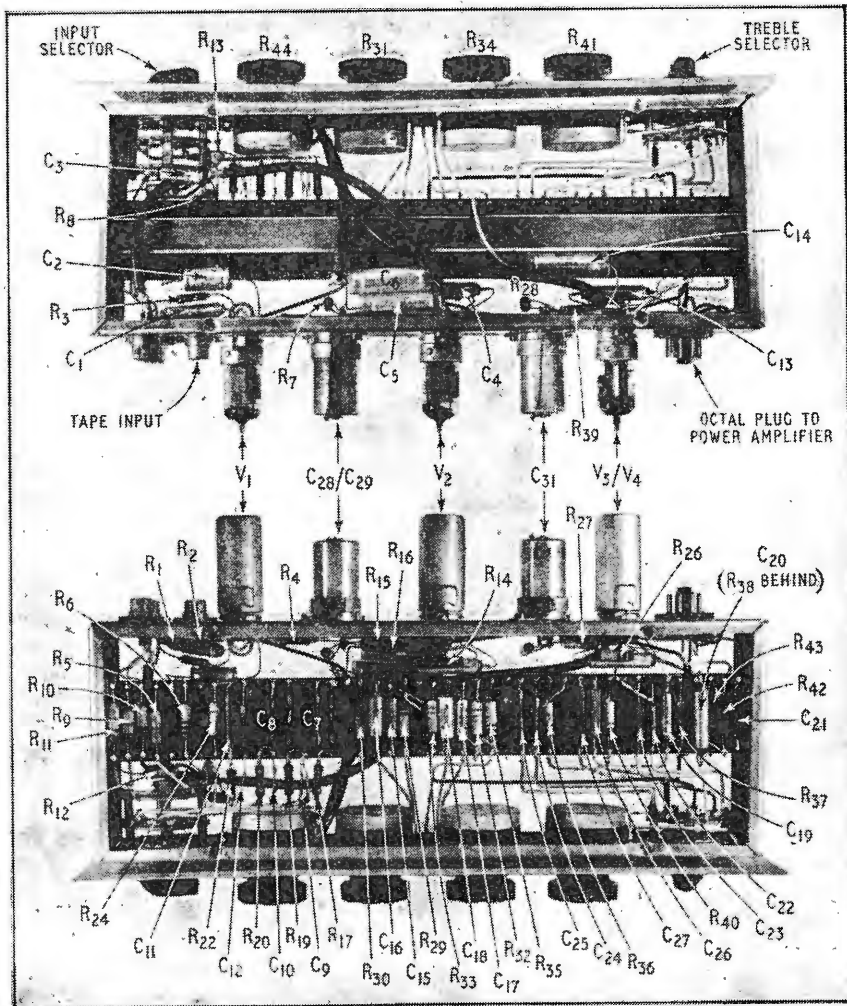
**Rumble Filter.** Incorporated within the feedback loop of V4 are two resistance capacitor coupling networks,  $C_{19}$ ,  $R_{37}$  and  $C_{21}$ ,  $R_{43}$ , each having a time constant of

0.003 sec. The effect of these is to attenuate low frequencies, while their combined phase shift within the feedback loop makes the feedback positive below 50 c/s. The combined effect is to give a flat response down to 30 c/s below which the response falls steeply to a minimum value, at which frequency (about 15 c/s) the coupling capacitors elsewhere in the amplifier are arranged to provide additional attenuation.

The effect of this rumble filter is shown in Fig. 2. If it is desired to attenuate the low frequencies below 40 c/s instead of 30 c/s then  $R_{37}$  and  $R_{43}$  may be changed to 1 M $\Omega$  and 0.1 M $\Omega$  respectively.

In addition to its use for the rumble filter the feedback on V4 maintains its output impedance low over most of the frequency range, and the output impedance of the pre-amplifier is therefore approximately equal to  $R_{42}$ , about 10 k $\Omega$ . Up to 5 feet of ordinary screened cable may therefore be used when connecting to the power amplifier without affecting the high frequency performance.

**Construction.** The construction is novel in that the components are mounted within an open frame, with removable cover plates on both top and bottom. This departure from an orthodox chassis simplifies assembly. For example, the switches can easily be



Top and underside views of chassis with covers removed to show layout of principal components.

wired after mounting. The overall dimensions of the basic chassis are 14 in × 5 in × 2 in, with the control knobs spaced 2½ in apart. The edges on both top and bottom are flanged, to a minimum width of ¼ in, so that flat detachable cover plates 14 in × 5 in may be screwed on. In the model photographed hank bushes tapped 6 B.A. were inserted in the flanges, but self-tapping screws could be used. The spacing of the valves and condensers along the rear panel is not critical, but 2 in between centres is suitable, leaving 3 in between either end of the chassis and the nearest valve centre line. At the input end this 3 in space has to accommodate the four co-axial input sockets. At the output end a chassis-mounting octal plug is accommodated.

The prototype chassis was constructed with the rear and two ends in one piece of 16 s.w.g. aluminium, and the front section containing the controls was separately made and screwed on. The front escutcheon panel was made separately to mount only on the control bushes, and was slightly larger than the amplifier, 15 in × 3 in.

The 1½-in tag board contained 44 pairs of tags of which 37½ were required. It was mounted to leave a space of 2 in from the front and 1½ in from the rear. The tag board is mounted on a U-section channel ¾ in × ¼ in which is bolted to each end panel. A wider tag board, while having no advantages, would necessitate a corresponding increase in the 5-inch dimension of the chassis.

The control switches and potentiometers should be mounted on the front. The "input selector" is a 2-pole, 6-position switch, each pole being on a separate wafer for ease of wiring and separation of the circuits. More positions may be included if desired, and a correspondingly greater number of tag board spaces allocated. For easy wiring this switch should be mounted with the slider tag of each wafer next the bottom cover plate. A "spare" insulated tag should be provided on the rear wafer for use as an earth post. The "Treble Selector" is a 3-pole, 3-position switch on a single wafer.

The B9A valve holders and h.t. smoothing condensers should be mounted on the rear, together with the input sockets. These were television aerial input sockets because of their complete screening, and low contact resistance. Jacks may be used where easier plugging is desired, but care must be taken to see that the plugs are of a completely screened all-

metal construction, to avoid hum pick-up, and that all contact surfaces are clean because the contact pressure is low, and oxidation has been found to cause rectification and distortion of the signal. Valve holders should give a reliable pin contact, and should be of a material that will not give internal tracking on high resistance circuits, e.g., polythene or ceramic rather than a "loaded" plastic. The valve holders and the octal supply plug should be mounted with the heater pins, 4 and 5, nearest the lower flange of the rear panel.

**Wiring.** The heater wiring should be completed first. This should be wired in a tightly twisted pair from the octal supply plug, pins 4 and 5, and layed inside the lower flange of the chassis, "looping in" at each valve holder beginning with the B329, V3/V4, and ending with the tape head amplifier, V1. By this means the wiring to the early stages, V1 and V2, carries only the current to those valves, and this reduces the hum field due to the heater wiring to a minimum. The diversion of the twisted wiring at each valve holder must be kept as short as possible, the valve holder tags being used as junction posts to which the "go" and "return" wires are paired together as much as possible. No escutcheon lamp is included in the prototype, and this has enabled all heater wiring to be kept well away from the remainder of the circuit. If a lamp is to be included, it must be wired with a tightly twisted pair directly to the octal supply pins, the wiring must be well separated from the earlier stages, and should preferably be external to the chassis. Neither side of the heater supply is earthed to the pre-amplifier chassis, a centre tap earth being provided near the transformer in the power amplifier.

One earth tag should be screwed to the chassis at the microphone input socket which is the lowest of the three at the end of the rear panel. This is the only chassis connection, apart from the h.t. smoothing capacitors which need not be insulated from their mountings, but must in any case have their negative tags wired as in Fig. 1. The above earth tag will be found convenient for the insulated braiding of the screened lead which connects the microphone socket to the selector switch, and the tag is also spaced by the length of one resistor R<sub>2</sub> from the tape head input socket which is mounted close to the tape head amplifier V1.

The circuit diagram, Fig. 1, indicates how the earthing and other critical wiring is arranged, and this should be closely adhered to. The wiring round V1 should be completed first. The input signal is applied between grid and cathode via the grid stopper R<sub>2</sub> and cathode bypass capacitor C<sub>1</sub> respectively, and it is important that these two components should be positioned with a very small loop area between them. This will minimize the injection of hum from stray a.c. magnetic fields, such as from a nearby

mains transformer. Accordingly R<sub>2</sub> must be wired direct from the input socket to the grid, pin 9, and C<sub>1</sub> direct from the earth tag to the cathode pin 3. The grid leak, R<sub>1</sub>, is wired compactly between the input socket and the earth tag, to which the cathode bias resistor R<sub>3</sub> should also be connected. The centre of the valve

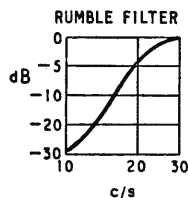
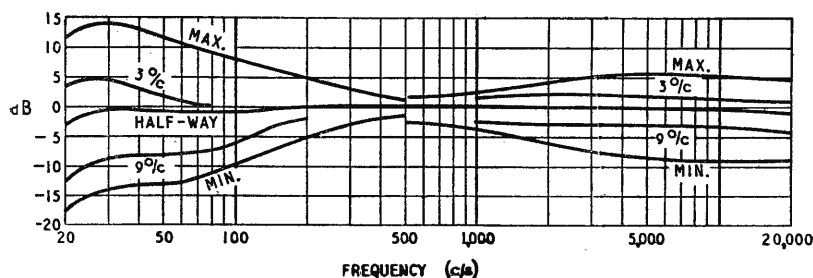


Fig. 2. Frequency response of complete amplifier with "Input Selector" on "Radio," with effect of "Bass" and "Presence" controls. "Treble Selector" at "O."



holder with the "earthy" pin 2 should be connected by an insulated wire to the earth tag, and the negative tag of the h.t. smoothing capacitor  $C_{283}$ .  $C_{29}$  should be similarly earthed by an insulated wire close to the chassis even if the capacitor case is clamped to chassis. The anode load  $R_4$  is connected direct to  $C_{29}$ , and the coupling capacitor  $C_2$  to the fifth rear tag on the tag board. For minimum circuit noise it is essential that  $R_{11}$ ,  $R_{23}$ ,  $R_3$  and  $R_4$  should be of the high-stability type, and  $C_1$  must be of a type having low leakage current.

The wiring of the selector switch and V2 should now be undertaken. The layout of components will be clear from the circuit and photographs, but a description of the earthing arrangements will be given. A short length of screened lead should be wired to the microphone input socket and its earth tag, and the other end of this connected to the sixth contact of the selector switch (rear wafer). The braiding should be connected to a "spare" insulated tag on the wafer (not connected to the switch frame), and this will act as the sole earthing point of all the input networks. To this earth point is connected the insulated braiding of a second length of screened cable, the inner of which is connected via  $C_3$  to the slider of the rear wafer. This cable terminates at the grid, pin 9, of V2, and the insulated braiding carries earth continuity to the "earthy" pin 2 of this valve. The cathode bypass,  $C_4$  and resistor  $R_{14}$  are soldered compactly across the valve holder between pins 8 and 2 thus giving a very small grid-cathode loop area. This is indicated in the circuit diagram.

The output from V2 is via  $C_6$  to the sixteenth rear tag on the board, and the earthing wire of  $C_{283}$ ,  $C_{29}$  is connected to the seventeenth rear tag. From tags 16 and 17 a short screened lead is taken to the volume control, and from the slider of this a longer screened lead terminates at the grid pin 7 of V3 (B329). The braiding is connected to the "earthy" pin and the "earth line" of all the "tone" control circuits is connected solely to this pin, as also is the octal output plug, pin 8.

The earthing system described above gives continuity from the one chassis connection at the input sockets, via the braiding of screened lead wherever this is used, to the output socket. As the chassis is not used for earth continuity large loop areas between any signal "live" lead and earth are avoided, and hum pick-up from stray a.c. fields is reduced. In the early stages the use of screened lead wherever possible reduces loop area to zero, and where "open" wiring is unavoidable, as in the "input selector" switch, the close proximity of the

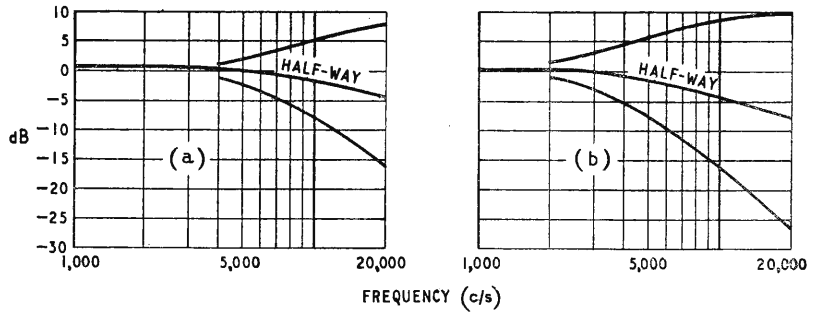


Fig. 3. Effect of "Treble Slope" control with "Treble Selector" at "-1" (a), and at "-2" (b).

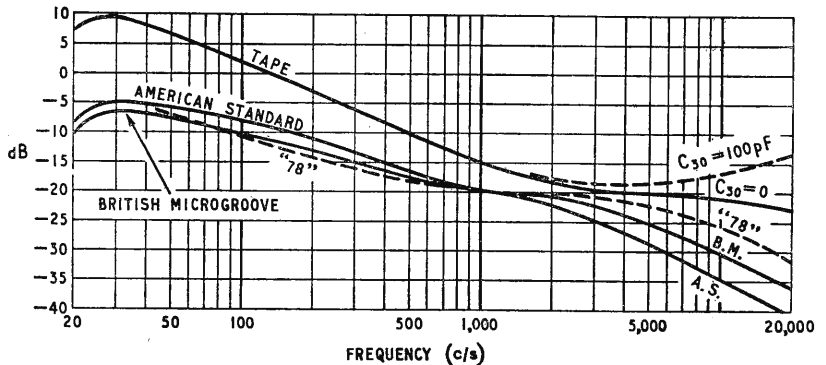


Fig. 4. Disc and tape replay characteristics.

earth circuit reduces loop area to a minimum. Only by this means can hum induced electromagnetically be kept to a minimum, because the enclosure of the circuit by the chassis has no effect on this, although the chassis does provide the necessary electrostatic screening of the "live" portions of the circuit.

**Performance and Operation.** The performance of the pre-amplifier is shown in Figs. 2, 3 and 4. The steep fall in frequency response below 30 c/s shown in Fig. 2 is due to the rumble filter, and the effect of this applies to all inputs.

The "Bass" control (Fig. 2) increases or reduces the bass at frequencies below 300 c/s, and should be used when the "volume control" is set to reproduce speech or music at a level which is unnatural compared with the original. For example, speech reproduced above its natural level will sound too heavy in the bass, and the "bass loudness" should be reduced to restore naturalness. Further reduction of bass is often necessary for public address purposes to improve intelligibility. Music, on the other hand, when reproduced at a level producing less than the original loudness at the ear, sounds lacking in bass and the "bass loudness" should be increased to restore a more normal balance.

The "Presence" control (Fig. 2) alters the level of all frequencies above about 1,500 c/s. It therefore alters the balance between high and low frequencies; an increase in "Presence" giving a more forward incisive quality as if moving the listener nearer to the orchestra or voice. A decrease appears to move the listener farther away, and approximates

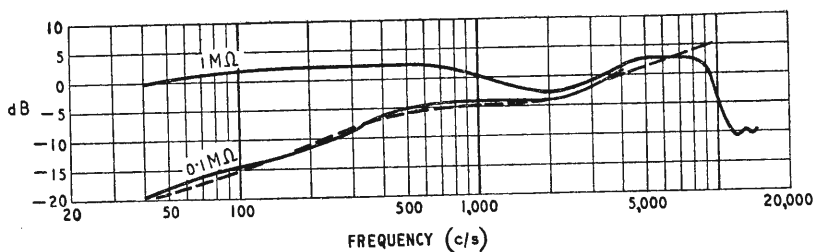


Fig. 5. "Velocity" characteristic obtained from a crystal pickup, the Collaro Studio "P" by using a load of 0.1 MΩ. Velocity characteristic of record (British micro-groove) is shown dotted.

to the effect of sitting at the back of a concert or dance hall.

The two treble controls are intended to be used together for the control of distortion or deficiencies in the programme material above 6 kc/s or 3 kc/s. The "Treble Slope" control operates above either of these two frequencies depending on whether the "Treble Selector" is switched to -1 or -2 respectively. A maximum attenuation slope approaching 12 dB. per octave is available at one end of the "Treble Slope" control, this changing smoothly through a substantially "flat" response to a boost at the other end of nominally 6 dB per octave. The 6 kc/s position is useful for correcting reproduction from tape or microgroove disc recordings. The 3 kc/s position is useful for 78 r.p.m. shellac discs or tape at  $3\frac{3}{4}$  in./sec.

If the "Treble Selector" is switched to "flat," a level response is obtained and the "Treble Slope" control is rendered inoperative.

The component values have been chosen so that if the pointers on the knobs are arranged symmetrically with respect to the maximum and minimum positions, then with all knobs vertical, i.e., half-way round, a flat response is obtained. This arrangement can be seen in the photograph of the front panel, Fig. 1 of the previous article, and forms a convenient reference for using the controls. With the "Treble Slope" vertical slight treble cut is obtained as soon as the "Treble Selector" is moved off the "flat" position.

The power amplifier already described requires 0.5 volts r.m.s. input to drive it to its maximum power output of 50 watts. The pre-amplifier will deliver this voltage, 0.5 volt, at a harmonic distortion comparable with that of the power amplifier. This level of distortion does not deteriorate with variation of the controls, given a programme of reasonably normal balance, and this is assured by the "Input Selector" circuits. To avoid a distortion contribution from the stage V2 before the volume control, all input levels must be adjusted so that full power (50 watts) is not obtained until the volume control is beyond the half-way (vertical) position. This means that an increase of input level nearly 20 dB above the minimum can be accepted without additional distortion.

The pre-amplifier derives its power supplies from the "88-50" power amplifier, and the smoothing in the h.t. supply is chosen to be the minimum required for ripple attenuation, so as to give as high an h.t. line voltage in the pre-amplifier as possible. No h.t. decoupling, additional to the above, is required for stability because the stabilization circuits in the power amplifier, together with its pure push-pull driver circuit, contribute greatly to its freedom from instability at very low frequencies.

The signal-to-noise ratio of the complete amplifier,

relative to 50 watts, is -76 dB, with the volume at minimum and controls "flat" (vertical). With the input sockets short-circuited and the volume control at maximum the following signal-to-noise ratios were measured on the prototype: radio, -69 dB; American Standard disc replay, -63 dB; tape replay, -52 dB; microphone, -55 dB. To achieve these figures when the amplifier is installed in a cabinet all input cables should be of the screened variety, and care must be taken to avoid placing the pre-amplifier too near mains transformers, gramophone motors, etc., and mains supply leads within the cabinet should everywhere be in the form of a twisted pair.

The chassis of the pre-amplifier must not be metallically connected to the chassis of the power amplifier, except via the octal plugs, because the resulting loop would introduce hum. This means that where a metal cabinet is to be used, the front escutcheon panel of the pre-amplifier must be of insulating material. If this is not possible, the input sockets and earth tag (see Fig. 1) must be insulated from the chassis, which must then be separately connected to the power amplifier chassis by a spare pin on the octal plug. It is usually necessary to "earth" the installation, and to avoid loops this must be at one point only, the third pin on the mains supply being suitable in most cases.

#### ADDENDUM

In the previous article dealing with the "88-50" power amplifier, the balance of the push-pull output from the B339 stage is stated to be about 2%. To achieve this it is necessary for the 1 Megohm resistors  $R_8$  and  $R_9$  to be equal, and close tolerance values must therefore be used. More nearly perfect balance is obtainable if  $R_8$  is about 2% higher in value than  $R_9$ , and where a comparison meter is available these two resistors can be selected from the available stock, the actual value being unimportant. A good compromise would be to use 5% tolerance for these two resistors, and to use the one of higher value as  $R_9$ .

Apart from the use of 5% tolerance for  $R_8$  and  $R_9$ , the above precautions are unnecessary in amplifiers incorporating the balance control,  $R_{39}$ .

#### NEW MEMORY CIRCUIT

THIS uses a multi-mode oscillator such that when about five cycles of one of the modes is injected it continues to oscillate in that mode. The theoretical conditions for stable oscillators of this type are discussed by L. R. de Gopegui in *Revista de Ciencia Aplicada*, Vol. 10, No. 5 (in Spanish). Practical oscillators include a quartz delay line with 350 modes. When more than nine modes are available operation can be in the decimal system. An experimental travelling wave tube model operating at 34 kMc/s offers a much reduced "writing in" time.

# Measuring and Test Gear

## NOTABLE DESIGNS AT RECENT EXHIBITIONS

**T**HIS review covers instruments shown at the recent Physical Society, R.E.C.M.F. and I.E.A. exhibitions.

**Current and Voltage Meters.**—In ordinary moving-coil meters, as distinct from laboratory galvanometers, double-pivot suspensions are usually employed; but some models shown by Turner are suspended by strips, and are claimed to be actually more robust than the normal type.

Tinsley showed miniature versions of laboratory instruments such as potentiometers and galvanometers. Sizes have been reduced by a factor of four or more without any sacrifice in accuracy. For example, the mirror galvanometer (5285) is only  $5\frac{1}{4}$  in  $\times$   $4\frac{1}{2}$  in  $\times$   $2\frac{1}{2}$  in.

Nalder and Thompson demonstrated some interesting subsidiary techniques, such as coupling an additional moving coil so as to operate a contact system at a particular angular velocity of the coil. One use of this is to lock a meter at a particular part of a waveform so that it can be read at leisure.

**Frequency Meters.**—A simple frequency meter (5 c/s-30 kc/s) introduced by B.T.H. uses a saturating transistor amplifier to charge and discharge a condenser on each cycle of the input voltage. The mean current is proportional to the frequency, and independent of the waveform, provided that the signal passes through zero only twice in each cycle.

**Digital Techniques.**—By using a crystal-controlled oscillator and digital counting techniques, intervals can be timed to an accuracy of one oscillation. If a series of input signals are also counted their frequency can be determined. Instruments using these principles were shown by Racal and Cintel.

For counting very high frequencies between 1 Mc/s and 30 Mc/s a frequency converter unit SA33 was shown by Racal. The input signal is mixed with the output of an oscillator, whose frequency can be varied from 41.5 to 69.5 Mc/s, to give an output at the first i.f. of  $40 \pm 0.5$  Mc/s. At the same time the output of the variable frequency oscillator is mixed with the harmonics (1st to 32nd) of a 1-Mc/s crystal oscillator


to give an output at the second i.f. of  $37.5 \pm 0.15$  Mc/s. The outputs from the first and second i.f.'s are mixed to give signals in the range of 2 to 3 Mc/s. These are mixed with a 3 Mc/s signal to give finally frequencies in the range 0 to 1 Mc/s. These signals may then be registered on a Racal SA21 counter. The advantages of this complicated mixing arrangement are that any drift of the variable frequency oscillator is cancelled out when the first and second i.f.'s are mixed, and also that no switching is involved.

Digital techniques were also used in a transistor voltmeter exhibited by the Radar Research Establishment. Starting from the most significant digit, voltages proportional to successive digits are set up by trial


ranges of 0 to 5, 50 or 500 oersteds are suitable for the measurement of fields due to television or particle accelerator focusing magnets, or to transformers (strays).

**Resistance Measurements.**—Low resistances between  $5 \times 10^{-8}$  and 1,200 ohms can be measured by the Electronic Instruments 47A milliohmmeter. The voltage developed across the component by a mains-frequency supply is amplified using a "starved" amplifier. A phase-sensitive rectifier circuit reduces errors due to any series reactance smaller than the resistance. At mains frequency it is unlikely that any such reactance will be as large as this. A calibration check is included.

A decade Wheatstone bridge by



Ekco N535 High Resistance Meter.



Tinsley 5285 Miniature Mirror Galvanometer.

and error. Comparison with the inputs voltage determines whether each trial digit is accepted or rejected.

**Magnetic Measurements.**—A magnetometer based on gyromagnetic coupling in ferrites was shown by Newport Instruments. A ferrite ring in a probe is excited to saturation by a.c. in a toroidal winding. Any external magnetic field produces a voltage across a solenoid wound at right angles to the exciting winding. This voltage is proportional to the external field and at a frequency twice the exciting frequency. A thermometer in the probe enables the necessary corrections for temperature to be made. The three

Cintel can measure resistances from  $0.1 \Omega$  to  $100 M\Omega$ , and also indicate whether a resistance is within a pre-set tolerance (7 ranges from  $\pm 1\%$  to  $\pm 25\%$ ).

The Ekco N535 measures high resistances from 1 to  $10^8 M\Omega$  by using an electrically operated stop-watch to find the time taken to charge a known capacitance to a known voltage through the resistance to be measured.

**Component Bridges**—A wide range (at least  $5 \times 10^{11}$  to 1 in any given quantity) and the possibility of *in situ* measurement are offered in the new Wayne-Kerr B521 LCR bridge. The unknown and standard impedances are transformer fed in

opposition from the mains frequency source so that when the two impedances are equal there is no output from the detector (also transformer coupled). This transformer isolation of the impedance permits a three-terminal facility in that the impedance between two points can be measured regardless of any other impedances between these points and a third point. The other impedances can be arranged to shunt the input and output transformers, and this merely reduces the bridge sensitivity. Resistance and reactance are measurable simultaneously by two balance controls. Some four-terminal measurements are also possible. One of these enables the resistances of leads, transformer windings and switch contacts to be almost entirely eliminated when low resistances and inductors are being measured.

The new Muirhead D897A bridge measures resistances from  $10^{-3}\Omega$  to  $1\text{M}\Omega$ , capacitances from  $1\text{pF}$  to  $100\mu\text{F}$ , inductances from  $1\mu\text{H}$  to  $1,000\text{H}$ , capacity dissipation factors from 0 to 1.2, and  $Q$ 's from 0 to 60; the reactive measurements being made at  $1,000\text{c/s}$ .

Two neons indicate by equal brightness the balance point in the Nash and Thompson small RC bridge. Resistances from  $5\Omega$  to  $500\text{M}\Omega$  and capacitances from  $5\text{pF}$  to  $500\mu\text{F}$  (3 ranges each) at mains frequency can be measured. Comparison of components ( $-30\%$  to  $+45\%$ ) in somewhat narrower ranges is also possible.

**Transistor Test Sets**—There are now several of these available. They range from the very simple S.T.C. 74163A, which measures the current gain of p-n-p transistors in the common emitter configuration at a particular working point (2 mA emitter current,  $-1.5\text{V}$  collector volts), through the more elaborate Mullard L264 which measures current gain, d.c. collector current for zero base current and collector turnover voltage, to the complex Airmec 236 and Siemens-Ediswan experimental model for all parameters of p-n-p transistors, and the Microcell 107 for both p-n-p and n-p-n transistors at various working points. The more elaborate types generally use small signal a.f. measurements. A Radio Research station exhibit showed the measurement of short-circuit current gain from 1 to  $105\text{Mc/s}$ . The Bonochord test set has the unusual additional facility of enabling a noise comparison to be made at various operating conditions.


**Valve Voltmeters**—New valve voltmeters measuring down to about  $0.5\text{mV}$  between about  $5\text{c/s}$  and  $500\text{c/s}$  were shown by Dawe and by Nash and Thompson. The Dawe (612) uses a square-law detector to give a true r.m.s. reading regardless of waveform. The upper frequency limit is extended to  $10\text{Mc/s}$  in the Burndept BE239. Another less sensitive ( $20\text{mV}$ ) Nash and Thompson model measures both d.c. and a.c. voltages up to  $500\text{Mc/s}$ . Improvements in the upper frequency limit are offered in the latest versions of the Airmec (217) and B.P.L. (VM853B) valve voltmeters; in the latter case to  $1,000\text{Mc/s}$ .

**Generators (Continuous)**—Proceeding from small to large quantities we start with the Short and Harland low-frequency decade oscillator ( $0.01$  to  $110\text{c/s}$ ) for servo testing. Oscillations may be started either exactly at zero or at maximum of the sine wave; when switched off the amplitude decays exponentially to zero. The total harmonic and d.c. contents are less than  $0.2\%$  and  $100$  microvolts respectively. Up to  $20$  volts peak and  $15\text{mA}$  are available.


A versatile oscillator shown by Furzehill (G435) can provide sine or square waves at frequencies between  $25\text{c/s}$  and  $250\text{kc/s}$ . Fixed frequency decade RC oscillators are used, but a calibrated (accuracy  $\pm 2\%$ ) variable incremental RC oscillator adds continuous coverage. Internal calibration frequencies of  $1\text{kc/s}$  and  $10\text{kc/s}$  with their harmonics (accurate to  $\pm 0.01\%$ ) are provided.  $1\mu\text{-sec}$  (rise time less than  $0.02\mu\text{sec}$ ) pulses at p.r.f.'s of  $1,000$ ,  $1,500$  or  $2,000/\text{sec}$  are also available.

The Muirhead D650B decade oscillator covers frequencies from 1 to  $11,110\text{c/s}$  in  $1\text{c/s}$  steps and 10 to  $111,100\text{c/s}$  in  $10\text{c/s}$  steps. On the lower range a continuously variable frequency increment of 1 to  $2\text{c/s}$  is also available.


Elliott were showing a continuous sweep frequency oscillator for working between any two frequencies in the range  $20\text{c/s}$  to  $5,000\text{c/s}$  or  $200\text{c/s}$  to  $50,000\text{c/s}$  at any rate up to 5 octaves per minute. A Wien bridge oscillator is used, the resistive elements being thermistors. The resistances of the thermistors, and hence the frequency of oscillation,




E.M.I. WM4 Miniature Measuring Oscilloscope



S.T.C. 74163A Transistor Test Set.




Advance DIP/2 v.h.f. Signal Generator.




Microcell 107 Transistor Test Set.





Left: Fleming  
1147B Two  
Pulse Genera-  
tor.



Wayne Kerr  
B521 Component  
Bridge.

are varied by varying the direct current through them. Second harmonic distortion is less than 1%, and the sweep rate of the logarithm of the frequency is fairly constant over most of the frequency range.

Constancy of the output level to within  $\pm 0.1$  dB is a feature of the Marconi TF1099 sweep frequency generator for alignment of television equipment. An oscillator is swept over a maximum range of 60 to 80 Mc/s using a ferrite reactor driven by a variable fraction of the time-base sawtooth. The final swept signal (variable up to 20 Mc/s) is obtained by frequency changing with a 60-Mc/s local oscillator. Differential response measurements to within 0.01 dB are also possible.

The Decca MW76 is basically a b.f.o. with a range of 10 to 200 Mc/s in one band, obtained by beating two X-band klystrons together. Simultaneous or separate mechanical sweeping up to  $\pm 50$  Mc/s, and pulse modulation are possible. The wide frequency range facilitates rapid examination of responses.

The Advance 63 a.m./f.m. signal generator covers from 7.5 Mc/s to 230 Mc/s to a calibrated accuracy of  $\pm 1\%$  which may be checked every 5 Mc/s to  $\pm 0.01\%$  using an internal crystal calibrator. Amplitude modulation of 10% or 30% at 1,000 c/s, and frequency modulation also at 1,000 c/s with a deviation of  $\pm 60$  kc/s, or at the mains frequency with a variable deviation up to  $\pm 150$  kc/s, are available. The new Advance D1P/2 is a special version of the D1/D for the alignment of narrow band receivers in the range 2 to 190 Mc/s.

The Marconi a.m./f.m. signal generator TF1064 covers 68 to 174 Mc/s and 450 to 470 Mc/s together with a choice of five crystal-controlled, commonly used i.f. values between 450 kc/s and

12.5 Mc/s. Amplitude or frequency modulation at 1,000 c/s is available; the a.m. depth is 20%, and alternative f.m. deviations of 5 kc/s and 25 kc/s can be obtained. A  $\pm 100$  kc/s incremental tuning system is incorporated for bandwidth measurements.

Waveforms, Ltd., were showing two television pattern signal generators. In both of these simultaneous sound and vision independently adjustable in frequency are available on Bands I and III. In the W90A any one of the three line and three frame modulated patterns may be combined. The master frequency may be unlocked from the mains for hum checking, and the output voltage ( $1 \mu\text{V}$  to 100 mV r.m.s. on sound or vision) is calibrated to  $\pm 0.5\%$ . In the portable 405D four basic modulated patterns are available.

**Generators (Pulse).**—Wide range pulse generators were shown by Wayne Kerr (X321) and Ericsson (104A). The range of pulse lengths in the Ericsson is 4 to 500  $\mu\text{sec}$  at p.r.f.'s from 10 c/s to 100 kc/s, both continuous. In the Wayne Kerr sine and square wave oscillations at frequencies between 50 c/s and 50 kc/s can also be obtained.


A number of pulse generators designed for nuclear equipment testing were also shown. The Fleming Radio (Developments), Ltd., 1147B provides two output pulses of rise time about 8  $\mu\text{sec}$  and widths of 0.05, 0.25 or 1  $\mu\text{sec}$ . Two crystal-controlled oscillators trigger the pulses at p.r.f.'s of 1 kc/s, 10 kc/s or 50 kc/s; or alternatively both pulses may be triggered by the same oscillator. The two oscillators differ in frequency by about 1 part in  $10^4$  so that when the pulses are separately triggered they drift slowly in and out of coincidence. This mode of operation is useful for

measuring the resolving time of coincidence units. The Fleming 1478A is a crystal-controlled pulse generator designed to give an accurate source of 2- $\mu\text{sec}$  pulses at p.r.f.'s from 100 kc/s down to 1 c/s in decades. A  $\div 2$  or  $\times 4$  switch gives additional frequencies.

**Transmitter and Receiver Test Equipment.**—A number of specialized items in this field were shown. The Marconi test modulator HQ72 and discriminator HQ73 are designed for distortion measurements on v.h.f. (60-230 Mc/s), multichannel transmitting and receiving equipment. The overall frequency response of the two units is within  $\pm 0.25$  dB from 10 kc/s to 200 kc/s. The distortion products are lower than  $-55$  and  $-60$  dB relative to the fundamental for the second and third harmonics respectively for a deviation of  $\pm 300$  kc/s in the range 10 to 100 kc/s. The Marconi TF1065 test set can measure a.f. (250 c/s to 10 kc/s) and r.f. (50 kc/s to 500 Mc/s) powers, and f.m. deviations. Shunts are also provided internally to convert the 50- $\mu\text{A}$  f.s.d. panel meter into a 7-range d.c. voltmeter/ammeter. Amplitude modulations up to 100 per cent and f.m. deviations up to  $\pm 100$  kc/s at modulation frequencies between 30 kc/s and 15 kc/s can be measured to better than  $\pm 5\%$  in the Airmec 210. The carrier frequency range is 2.25 to 300 Mc/s.

**Oscilloscopes.**—A miniature (12 $\frac{1}{2}$  in  $\times$  9 in  $\times$  7 in) oscilloscope for television servicing shown by Waveforms, Ltd. (the 302) has a response which is 3 dB down at 6 Mc/s, the maximum sensitivity being 0.1 volts/cm. Time-base recurrence frequencies from 0.5 c/s to 66 kc/s are available. The Metropolitan-Vickers miniature oscilloscope is available for use with a.c. mains (CT52) or 28 volts d.c. (CT84).

The E.M.I. miniature oscilloscope



S.T.C. 74169A Television Measuring Oscilloscope.

WM4 (10½ in × 9½ in × 6½ in) incorporates a multi-range a.c./d.c. voltmeter which gives a direct measurement (independent of amplifier gain) on the displayed waveform, to within ±5%. The direct-coupled Y-amplifier has a sensitivity range from 0.2 volts/cm (3 dB down at 1.5 Mc/s) to 4 volts/cm (3 dB down at 3.5 Mc/s). Time base frequencies from 7 c/s to 120 kc/s can be obtained.

The Marconi TF1159 has a 17-inch rectangular c.r.t. for detailed investigation (or lecture demonstration purposes) of waveforms between 15 c/s and 20 kc/s. Time-base repetition frequencies from 15 c/s to 5 kc/s are available.

Three new models were shown by Cossor. The 1042A radar oscilloscope has a calibrated triggered time-base spot velocity variable from 0.5 μsec/cm to 15 msec/cm. The d.c. Y-amplifier has a response 3 dB down at 5 Mc/s, the maximum sensitivity being 1 volt/cm. An ancillary amplifier gives a sensitivity up to 10 mV/cm for l.f. signals, the response being 3 dB down at 4 kc/s. The 1065 is designed for pulse measurement. The d.c. Y-amplifier is 3 dB down at 11 Mc/s the maximum sensitivity being 0.25 volts/cm. The rise time and overshoot are less than 40 μsec and 5% respectively. The time base gives spot velocities from 0.2 μsec/cm to 25 msec/cm. X and Y shift controls calibrated to within ±10% are available. More accurate time measurements can be obtained from intensity modulation dots produced to an accuracy of ±5% by a 25 Mc/s oscillator. The 1071K double beam d.c. oscilloscope is an addition to the Cossor range of kit models.

Both time and amplitude measurements to within ±2% are possible in the prototype Solartron CD643. The response is from d.c. to 15 Mc/s (3 dB down), the maximum sensitivity being 75 mV/cm. Y-measure-

ment is by calibrated shift control. The time-base range is from 50 μsec/cm to 100 msec/cm; and measurement is by marker pips at 1 μsec, 100 μsec and 10 msec intervals, or by "bright-up" waveform starting at any point on the trace and of any duration from 10 μsec to 100 msec.

Beam switching, by chopping at l.f. and alternate sweep switching at h.f., is used in the prototype Solartron CD711. The two identical d.c. Y-amplifiers are 3 dB down at 7 Mc/s, the maximum sensitivity being 100 mV/cm. An a.c. pre-amplifier can increase the sensitivity up to 3 mV/cm for a response 3 dB down at 2.5 c/s and 200 kc/s. Amplitude measurement to ±5% by calibrated shift control is possible on either channel. The time base has a calibrated (±5%) sweep rate from 0.3 μsec/cm to 0.3 sec/cm, and an uncalibrated range from 0.3 sec/cm to 3 sec/cm.

Four independent channels and tubes are provided in the Airmec 249. The identical Y-amplifiers have a sensitivity range from 10 mV/cm (response 30 c/s to 100 kc/s) to 3V/cm (response d.c. to 3 Mc/s). Time base speeds from 0.33 μsec/cm to 33 msec/cm are available. Calibrated shift controls on both X and Y deflections are provided. Southern Instruments were showing a flexible panel unit system for building up multi-channel oscilloscopes. The amplifiers (with monitor tube for each channel) and power supplies are entirely separated from the actual tube displays.

An elaborate oscilloscope (74169A) shown by S.T.C. comprises pulse amplitude and time measuring equipment for use on television communication systems. Frame and line slope, together with picture content

and synchronizing pulse compression can be checked.


Two oscilloscopes were seen with spiral time bases, which permit a longer recording time than usual for the same accuracy. The Nagard exhibit used a normal c.r.t. and the rotation rate was 1 c/s. By contrast the U.K. Atomic Energy Authority showed a crystal-controlled 50 kc/s time base, and a special c.r.t.

**Spectrum Analysers.**—The components of a signal in the range 40 c/s to 25 kc/s are automatically plotted as vertical deflections on a c.r.t. in the E.M.I. 1950/2, at sweep rates between 1 c/s and 2 c/s. The 4-position selectivity covers a range of 50 c/s to 500 c/s: the response being at least 40 dB down outside the pass band.

The Marconi TF455E wave analyser can be tuned between 20 c/s and 16 kc/s. The input signal is frequency-changed in a balanced-ring modulator to give an i.f. of 50 kc/s. A double-crystal filter then gives a selectivity of 4 c/s (response 40 dB down 30 c/s off tune). An a.m. detector stage usable up to 80% modulation between 100 kc/s and 500 Mc/s permits envelope measurements on r.f. signals. Direct measurements on r.f. signals are possible on the more elaborate Marconi OA1094. This can be tuned between 3 and 30 Mc/s, and has a sweep width variable from a few c/s up to 30 kc/s. A triple superhet circuit and crystal filters give alternative 3 dB bandwidths of 6, 30 and 150 c/s. Six sweep durations from 0.1 to 30 sec are available.

A v.h.f. analyser for the range 25 to 140 Mc/s shown by the P.O. Engineering Department is designed for broad-band signals, the maximum sweep width being 50% of the centre frequency and the useful minimum about 1 Mc/s. Alternative 3 dB bandwidths of 7 and 35 kc/s are available. The frequency scan is obtained by varying the polarization of a ferrite-cored inductor in the oscillator.

The Decca Radar S-band test set MW69S incorporates a measuring oscilloscope and spectrum analyser. This latter uses a CV2116 klystron to cover frequencies between 2700 and 3050 Mc/s with a sweep range up to 25 Mc/s. The i.f. bandwidth is 100 kc/s. An X-band microwave spectrometer shown by the Radar Research Establishment uses a tuned cavity which is mechanically swept at 50 c/s by vibrating the piston at one end, that at the other providing tuning over a 10% band. The high resolution of 200 kc/s is achieved.



Solartron CD643 Measuring Oscilloscope.

# Colour TV in U.S.A. By C. G. MAYER,\* O.B.E., M.I.E.E.

## RECORD OF ACHIEVEMENT SO FAR

**I**N the U.S. colour television came at a time when black-and-white television was booming, and hence what might have been regarded as a normal rate of development has tended to look slow and has even, in some quarters, been labelled as "a failure." It is hoped that this factual status report will bring the matter into perspective and show that colour is making good progress.

**Sets Sold.** During the first quarter of 1957 the number of installations made was more than double that of the corresponding period of 1956. The number of dealers now selling colour sets is more than twice what it was in 1956, and they experience no difficulty in handling the sets with their available personnel. About 150,000 sets have been sold altogether since the large-screen models were introduced in the autumn of 1955. Demonstrations in homes are resulting in sales in as many as three out of four cases in some areas—proving that those who see colour TV like it.

**Programmes.** Colour set buying has been stimulated by the ever-expanding schedule of network colour programming. The National Broadcasting Company has increased its evening colour schedule by 500 per cent over the last year. The networks are now offering close to 100 hours of colour every month, with many major programmes being transmitted during prime time. During the month of May, as a special colour drive, viewers in the Mid-West area had a chance to see 230 hours of colour programming, with an average of 7½ hours a day. More than half of America's 490 TV stations are now able to broadcast in colour, and about 96 per cent of all television homes lie within range of colour programmes. The majority of these stations rely on network programming. NBC and CBS each have about 140 affiliated stations equipped and transmitting network colour, which number represents an increase of about 30% compared with a year ago. In addition over 100 of these stations are equipped for some form of local colour broadcasting (slide and film) and 35 stations have colour cameras to originate live colour programmes. Viewers can tune-in to as much as three hours of colour on some evenings, with at least one major colour transmission every night of the week.

**Receiver Prices.** The price of colour receivers is usually cited as one of the main reasons for the slower rate of growth of colour television, but this is not borne out by the facts. A table model set can be bought today for \$495, which compares quite favourably with the prices of black-and-white sets at the time when large volume sales started to grow. Because banks are willing to extend easier credit terms for the purchase of a colour set, the payments work out almost the same as for a black-and-white set—about 50 cents per day. According to a study by a Philadelphia bank, 90% of the present colour set buyers are people with a salary range of \$80 to \$90 per week. This indicates that colour is definitely not priced beyond the average family's reach. Relating these figures to British incomes in terms of cost of living, it means that colour sets are being bought by people who in this country would be earning £13 to £15 per week.

There has already been a price reduction of fully 50% in the last 2½ years—half the period that occurred for black-and-white sets. Colour sets are more expensive for two reasons. First, the colour picture tube is more costly, and second, the set requires additional and more precise circuitry to deal with the colour signals. The only picture tube so far in mass production is the three-gun shadow mask tube. Despite reports that cheaper picture tubes are nearing development, RCA tube engineers see nothing even on the horizon which would make the present shadow mask tube obsolete. There are thus

*Criticisms on economic and technical grounds of colour television, as we know it today, have been freely ventilated in this journal. In this article arguments are put forward in refutation of some widely held opinions.*

no prospects in sight for further price reductions. In fact, the outlook generally is for price increases due to the rising cost of labour and materials.

**Adjustment and Servicing.** With regard to servicing of colour sets, it can be only malicious humour and a lively imagination which refers to the need for an M.I.T. engineer to adjust and service every set installed. A recent survey shows nine out of every ten colour set owners fully satisfied with the performance and effectiveness of their sets. Less than 3% indicated any dissatisfaction because of too many service calls. Statistics show that in the first three months, a black-and-white set requires an average of two service calls, while for colour sets the average has worked out at 2½ calls, including in both cases the initial installation call. Thus there is no sensible difference in installing and servicing black-and-white or colour sets. Actually the cost of maintenance per dollar invested is lower for colour sets than for black-and-white. The comprehensive service charge in the U.K. for a 17in black-and-white set is about £17 per year, i.e., approximately 20% of the initial cost of the receiver. In the U.S. the comprehensive service charge for a 21in colour set is \$99.50, again 20% of the initial cost. Expert colour servicing is available, since during the past three years more than 105,000 service technicians have attended "colour clinics" conducted by a travelling team of RCA service training personnel in over 250 cities and towns.

There are no difficulties in adjusting the two extra controls of a modern colour set. The set is tuned in the usual way to give a good black-and-white picture. It then requires only a simple adjustment of the "colour" knob to obtain the degree of colour desired. Adjustment of the "hue" knob produces the shading and flesh tones which are most pleasing to the eye. That is all there is to it, and in many households small children have learned to adjust the sets without difficulty.

**The Future.** Within the technical standards adopted by the Federal Communications Commission any manufacturer can design a colour TV system. However, the only such system in use in the U.S. today is the compatible colour system developed by RCA. It has been suggested by people who should know better that this system was planned basically for use with the 3-gun shadow mask tube. The fact is that any other type of tube could be used if it were efficient and economical enough to do the job, but there is no indication of any such tubes being ready for production for at least several years. Neither has there been any evidence that such tubes would simplify set design. When and if they do become available, there will be no need to change the form of the signal. This was recommended by the N.T.S.C., and took into account the vital need for radio spectrum conservation by making more complete use of the existing TV channel bandwidth to add the desired colour information.

In America colour TV is proving that it can provide a greater and more interesting service to the public and develop into a profitable business for broadcasters, manufacturers, distributors and dealers, and a rewarding medium for advertisers. Nothing can stop the continued progress of colour TV, and there is surely no longer any basis for the "colour blindness" which seems to prevail in Britain today.

\*RCA Great Britain Ltd.

# Superconductivity

A Cold Outlook for Computers

By "CATHODE RAY"

**I**N the issue before last, while discussing the time constants of inductive circuits, I mentioned that the only way an inductor could be freed from resistance was by reducing its temperature to nearly  $273^{\circ}\text{C}$  below zero, "which" I went on to remark "is inconvenient." At the time, this was intended to be one of those masterly understatements which are among the few things for which we British are still famed. It is a striking example of the speed with which applied science moves on that before the words were even set up in type they had begun to seem almost an exaggeration. I had not bargained for this year's Physical Society's Exhibition, at which it was demonstrated to all and sundry that not only is liquid nitrogen handled as nonchalantly as water but even liquid helium can be transferred from store to a suitable flask as easily as beer from a barrel. According to information freely distributed, the N.P.L. is prepared to lay on supplies of liquid helium by the litre to anyone interested. It would hardly surprise me if, by the time these words were in print, someone had got on to the idea of avoiding duplication of transport, by arranging for it to be delivered with the milk.

The point, however, is not so much that now we shall all be able to amuse our guests by making a little bar magnet jump up and float over a lead dish without support, for I suspect—though nothing so sordid was actually mentioned in connection with the N.P.L. offer—that this is not yet part of the Health Service, and money may have to be paid. What probably has more long-term significance is the news about the cryotron, given in a technical note on p. 232 of the May issue.

Even the proverbial schoolboy will have no difficulty in interpreting "tron" as "a valve, especially one of the fancier kinds." Whatever objections the ancient Greeks might be inclined to lodge against this, they would surely have to admit that "cryo" (from Krios=cold) was apt. For the cryotron can't begin to work until the temperature is in the region of  $-269^{\circ}\text{C}$ . This is so far outside the realm of normal experience for most of us that we may need a little time to get used to the idea. So let us run over the main points about temperature, and low temperature in particular.

In general conversation no clear distinction is drawn between heat and temperature. But in scientific usage they are analogous to charge and voltage, or quantity of water and level. Heat is a form of energy, and if it is imparted to a body, the temperature of that body rises. The amount it rises depends on the thermal capacity of the body, just as the voltage set up across a capacitor by putting a given charge into it depends on the capacitance.

Increase of temperature is recognized by various effects such as expansion of the body and its change of state from solid to liquid and from liquid to gas, and often by chemical changes. Because the body—any body—consists of atoms, these effects are all due to increasing the energy of the atoms. In

general, the energy imparted to atoms is stored as movement and arrangement of the parts—the nucleus and surrounding electrons. The highest energy positions of the electrons are those farthest from the nucleus, and the more energetic the movements the greater the tendency for the atoms to fly apart. Without going into details, one can imagine how these tendencies in the invisibly small structure of a material may well account for the various things we can see happening to it in bulk.

## Absolute Zero Temperature

Conversely, withdrawing heat reduces the energy of the atoms, so it is natural to suppose that if all the energy were withdrawn the temperature could go no lower, and that point might aptly be called "absolute zero." Presumably everything would be solid and there would be no chemical activity, and therefore no possibility of life. A long time ago it was decided from scientific evidence that this absolute zero was at  $-273^{\circ}$  ( $-273.16^{\circ}$  to be more exact) on the centigrade (or Celsius) scale ( $= -460^{\circ}\text{F}$ ). This is the obvious logical zero point for a scientific temperature scale. For instance,

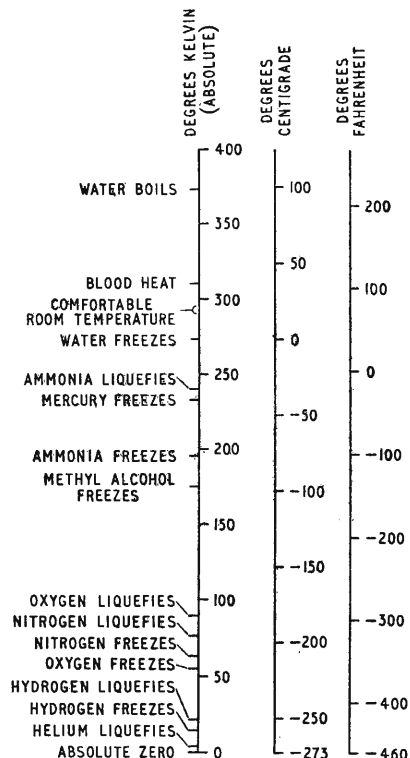


Fig. 1. Comparison of three temperature scales, showing some of the more important "milestones."

internally generated circuit noise is proportional to the temperature above absolute zero, or (as it is called) absolute temperature. It is expressed in degrees the same size as centigrade degrees, so to convert a temperature on the centigrade scale to the absolute scale just add 273°. To distinguish temperatures reckoned from absolute zero from those reckoned from centigrade zero the letter K (for Kelvin) is substituted for C. So ice melts at 273°K and water boils at 373°K (at normal atmospheric pressure). Fig. 1 shows some other points on the temperature scales.

Since absolute zero was established, there has been intense competition among scientists to get there. Or, rather, as near it as possible; for, like a perfect vacuum, it can be approached but not reached. I don't know the very latest figure, but 0.001°K was attained a year or two ago, and 0.000001°K was reckoned to be practicable in the not too distant future. Looking at Fig. 1, and thinking that such an elaborate machine as the domestic "fridge" is needed to drop the very little way from room temperature to just below water freezing point, you may well wonder how such an enormous depth of temperature is reached. Clearly, the lower one goes the more difficult it gets, for the surroundings become relatively hotter. Solid air in an ordinary room is like the proverbial snowflake hell.

The full story, of course, is a long one; but the basis for most of it is the fact that when a gas expands it does work and therefore loses energy, so its temperature drops. This can be felt when one lets down the pressure of an over-inflated tyre by opening the valve. The coldness of the blast of air is the converse of the warmth the pump acquires when it is used to compress air into the tyre.

By compressing air to something of the order of 200 atmospheres, cooling it by air that has already been greatly cooled by expansion, and then allowing the cooled high-pressure air to expand, a proportion is liquefied. Liquid air can then be used to bring hydrogen to the point where it can be liquefied by a similar technique; and hydrogen in turn can be used as the starting point for liquefying helium. Or the whole thing may be done in two stages. It is now quite commercial.

At the liquid helium stage everything else is solid, so to go lower an entirely different technique is necessary. The principle employed is that when certain magnetizable salts (such as iron ammonium alum) are magnetized they generate heat. This is removed by contact with liquid helium; contact is then broken, and the magnetizing field is cut off. Heat is used up in the process, and as the salt cannot get it from its surroundings it drops in temperature.

## Unexpected Behaviour

One of the most interesting things about exploration of low temperatures has been seeing whether things turned out as expected. It was expected that one by one all gases would liquefy and then solidify, and that was just what happened. (Except that in order to solidify helium it is necessary to apply at least 25 atmospheres pressure.) The thing we are concerned about just now, however, is electrical resistance, and from the start it was realized that that would not be straightforward. Whereas the

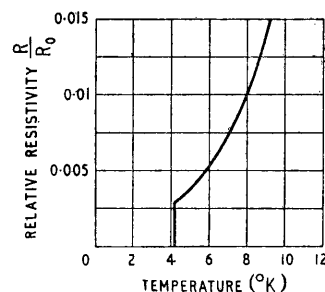
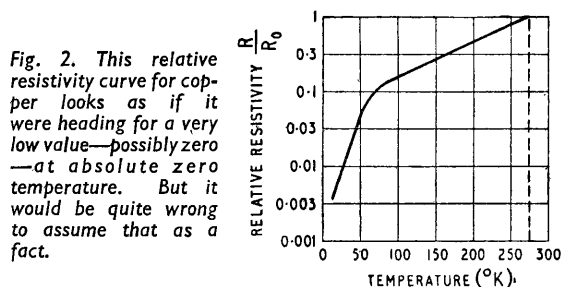


Fig. 3. This low-temperature end of the resistivity curve for mercury also looks (down to 5°K) as if it were heading for zero at zero temperature, but in fact it drops straight there at 4.15°K.

low resistance of metals becomes even lower as they are made colder, the moderate resistance of carbon and the higher resistances of semi-conductors and insulators increase. Various theories were put forward to account for this, and had to be modified or abandoned as the curves were plotted to lower and lower temperatures.

Even metals showed strange anomalies; copper for example (Fig. 2) decreases steadily to about one-tenth of its resistance at 0°C; then at about 50°K the rate of fall-off greatly increases, and at 15°K it is down to about one three-hundredth. All the curves for metals, however, seemed down to that point to be heading steadily towards some very small value—possibly even zero—at 0°K. An experimenter, baffled in his efforts to lower the temperature any farther, might have been tempted to dot in his curves accordingly. There was no theoretical reason for expecting otherwise.

But in 1911 Kamerlingh Onnes, obtaining experimental data on the low-temperature resistance of mercury wire, made the astonishing discovery that at 4.15°K the resistance suddenly disappeared altogether, as in Fig. 3. He thereby provided a classic example of how wrong one can be to guess the last little bit.

This state of having no resistance is called superconductivity, and the temperature at which it comes into force is the transition temperature. The transition temperatures of 21 metals and numerous alloys have been found, extending from about 17°K downwards. One might reasonably expect the most conductive metals—silver, copper and gold—to be among the first to turn superconductive. So far from fulfilling this expectation, however, not one of them has become superconductive at all, even down at 0.05°K. On the contrary, with almost human perversity the curve for copper (Fig. 2) suddenly reverses and ends with a turn-up. Some other metals level off to a constant low resistance.

These are only a few of many examples of how

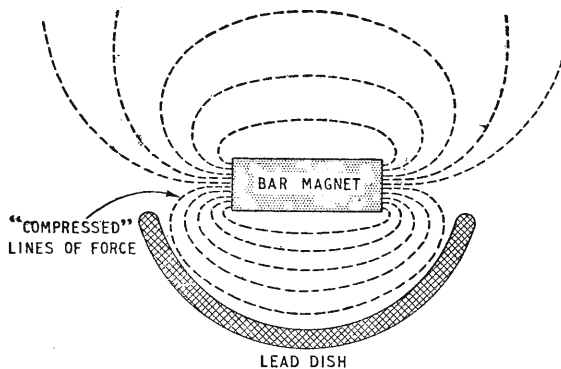


Fig. 4. The idea of lines of force being elastic transversely helps one to visualize why a bar magnet floats above a superconducting lead bowl, which has zero magnetic permeability.

everything about electrical resistance seems to go completely haywire at very low temperatures. It is difficult enough to make atomic theory cover all the facts about resistance even at other temperatures. A very few specialists claim to have low-temperature resistance theories\*, but I must ask to be excused from expounding them. Most people, I am sure, will be prepared to let theories pass, so long as practical benefits are obtainable. Before going on to them, however, we ought to consider some of the implications of zero resistance.

My reference to superconductivity in the May issue was by way of pointing out that although the charge could be retained on a capacitor while switching it from one circuit to another—by simply open-circuiting it—the current couldn't be kept flowing for long in an inductor at ordinary temperatures by short-circuiting it (which is the "dual" counterpart of the open-circuited capacitor), because that didn't reduce its resistance to anything like zero. But at liquid helium temperatures it is commonplace. The best-known thing about Onnes was that he kept current flowing in a lead ring without any e.m.f., not just for the time required to switch it, but for days. In a more recent experiment at the Massachusetts Institute of Technology a current of hundreds of amps in such a ring was still going strong after two years! Since the time constant of an inductive circuit is  $L/R$ , making  $R=0$  raises it to infinity.

When considering skin effect in the November 1953 issue we reached the conclusion that the tendency for current to flow at the surface rather than the core of a conductor shows itself at a lower frequency the lower the resistance of the conductor. The logical conclusion is that with zero resistance skin effect appears at zero frequency. And that is in fact so. Even d.c. is found to be all within a few millionths of a centimetre of the surface. It follows too that high-frequency currents in superconductors are subject to super-skin-effect. Notwithstanding this, at 10 Mc/s the resistance still seems to be zero. But at 1,000 Mc/s there is appreciable resistance.

Another feature of superconductivity, known as the Meissner effect, is that the metal becomes per-

fectly diamagnetic; that is to say its permeability is zero, so no magnetic flux can pass through it. Just as a magnet attracts substances which have a permeability greater than 1 and which therefore increase the total magnetic flux, it repels substances with a permeability less than 1, which unless removed would reduce the amount of flux. Hence the success of the floating magnet experiment. Those who find the idea of elastic lines of force helpful will no doubt picture them forcing the magnet up from the superconductor, as in Fig. 4.

This absence of magnetic flux in a superconductor ties up with the absence of current in its interior. In an ordinary conductor, the interior parts of the current give rise to some magnetic flux within the conductor.

A neat experiment for demonstrating the effect is to wind a copper coil toroidally around a lead cylinder, as in Fig. 5. Above the transition temperature for lead, current passed through the coil sets up magnetic flux around the cylinder; in other words, the coil is inductive, and a galvanometer connected in a secondary winding shows the usual inductive "kick" when current is switched on and off. If, while current is flowing, the lead is rendered superconductive, the expulsion of flux from it causes a "kick," just as if the current had been switched off. Then, when the current is switched off there is no kick, for the coil is already non-inductive. One way of detecting transition to and from superconductivity is to note the sudden change in inductance of a coil, or in mutual inductance between coils placed at opposite sides of the tube containing the liquid helium superconductor.

## Practical Applications

There are lots of other entertaining things about superconductivity, but it is time to get down to the practical benefits, if any. Even with all the modern conveniences mentioned at the beginning, it may be felt that such benefits will have to be good if they are to justify the trouble of maintaining temperatures within a few degrees of absolute zero.

One attractive prospect is the near-elimination of circuit noise, for it is noise that sets the limit to useful amplification. However, it is not worth while going to much trouble to eliminate circuit noise so long as valve noise carries on regardless. Obviously valve heaters and liquid helium are not going to work well together. But what about transistors? They like to be kept cool! No doubt, but the semi-conductors of which they are composed increase greatly in resistance, while noise is not reduced; so the net result is unhelpful.

Another imaginable benefit is the raising of tuned-circuit Q to unheard-of figures. It has been reported that by abolishing resistance by superconductivity, Qs of the order of 10,000,000 have been observed. But who wants them? There are more convenient methods, such as crystals or positive feedback, for getting all the sharpness of resonance one can use.

What about making an electrical generator small enough to go into a flask of liquid helium but (because of its zero resistance) giving unlimited current output? That certainly would be economically worth while even if low-temperature techniques were more difficult than they now are. But an obvious snag is that a miniature generator would be

\* See for example two books:

"Superconductivity," by D. Shoenberg (Cambridge University Press, 1952).

"Superfluids" Vol. 1, by F. London (Chapman & Hall, 1950).

limited in the mechanical torque that could be applied without something giving way. A less obvious snag is that another low-temperature phenomenon steps in and strictly limits the amount of current that can be passed through the superconductors. The current inevitably creates a magnetic field, and if the field is strong enough it destroys the superconductivity, so that is that. This was strikingly demonstrated in an experiment with superconducting tin (which has a transition temperature of 3.73°K) which suddenly melted (505°K) when the current flowing through it exceeded the critical amount and its resistance was restored.

Although this magnetic effect squashes the pocket power-station idea, it opens up promising new possibilities. Fig. 6 shows how the transition temperature of lead, for example, is lowered by magnetic field. At 4.2°K (the boiling point of helium) a fairly strong field (about 550 gauss) is needed to destroy the superconductivity. But at 7° only about 40 gauss is needed, so a comparatively small current flowing through a coil around a lead wire can control a large current flowing through the wire. This is the basis of the cryotron.

In so far as "tron" suggests the proportional kind of control that is a feature of most other devices so designated, it is misleading, for the curve in Fig. 6 is a clear-cut and abrupt boundary between resistance and no-resistance. So the cryotron is most closely akin to the ordinary on-off relay. Another point of resemblance is that when "on" it can pass current either way, and (again unlike other "trons") it depends only on the strength and not the direction of the control current. But it has two practical advantages over the electro-magnetic relay: it is far smaller; and the controlling coil can have zero resistance, so requires no power.

These qualities are outstandingly valuable in digital computers, which consist mainly of vast quantities of on-off relays. We have all seen the impressive bulk, cost and power consumption of the major

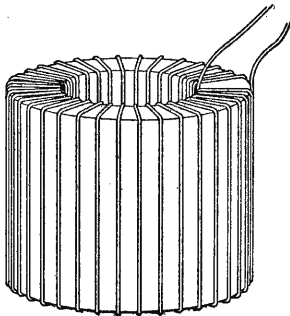
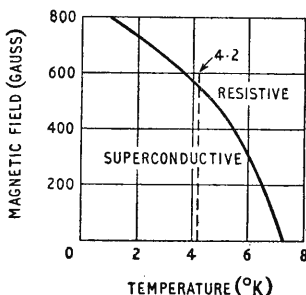


Fig. 5. Toroidal coil wound on a lead core; the coil suddenly becomes non-inductive when the lead becomes superconductive.

Fig. 6. Curve showing how the transition temperature of lead is lowered by a magnetic field. At 4.2° (the boiling point of helium) a considerable field is needed to restore the metal's resistance.



computers; if all that could be reduced to about one cubic foot and run on half a watt total (which is what we are told can be done by using cryotrons) the auxiliary low-temperature gear should more than pay its way.

The piece of wire whose superconductivity is switched on and off by the control coil is called the gate, and Fig. 6 shows that lead is not a very suitable metal for it. The simplest way of maintaining a given low temperature is by means of a liquid that boils at that temperature. The only liquid that boils within the superconductivity range is helium,

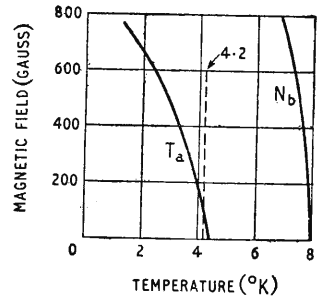


Fig. 7. Field/temperature superconductivity curves for tantalum and niobium—the two metals used for making cryotrons.

so in practice one can work at any temperature so long as it is 4.2°K! At that temperature an undesirably large control current is needed to cut off the superconductivity of lead. Tantalum, though expensive, is much more convenient, because its transition temperature starts at 4.4°K, as shown in Fig. 7.

### Something to Nothing

Cryotrons described by the inventor\* consist of one inch of 0.009-in (about 34 s.w.g.) bare tantalum wire surrounded by a single layer of 0.003-in (about 44½ s.w.g.) insulated niobium wire as control coil. The rather discriminating choice of niobium was presumably on the ground of its exceptionally high transition temperature (see Fig. 7) which ensures that it is superconducting all the time. As regards this, I suppose lead would be good enough, but trying to handle it in the form of 44½-gauge insulated wire might make it more expensive even than niobium!

At first thought it might seem that the resistance of an inch of wire at such a low temperature (being only a small fraction of its resistance at ordinary temperature) was already so low that switching it to zero by cutting off current through the control coil wouldn't make much difference—certainly not to be compared with the change made by parting the contacts of an ordinary relay. But a second thought should reveal that the two things are quite comparable, one being in fact the "dual" of the other. Passing control current through an ordinary relay reduces the current flowing via its contacts from something to nothing. Cutting off control current through a cryotron reduces the voltage across its gate element from something to nothing. No matter how low the resistance of a cryotron gate when control current is on, a superconducting gate in parallel with it is an infinite shunt which will prevent any current flowing through the first.

A very simple example of this is a circuit con-

\* "The Cryotron—a Superconductive Computer Component," by D. A. Buck. *Proc. I.R.E.*, April 1956, p. 482.

sisiting of two cryotrons in series with one another, gate and coil being transposed as in Fig. 8. If this arrangement were in series with a path passing more than what in bureaucratic circles would be called the minimum desuperconductancizing current, that current could pass through one or other of the parallel paths shown, but not both. For whichever control coil it was passing through would cut off current in the other path, thereby ensuring superconductivity throughout its own. This arrangement is, in fact, a bistable trigger circuit, equivalent to the Eccles & Jordan valve relay (but how much simpler!); one of the basic devices used in digital computers\*.

Just as a bistable valve system can be made to flip over by injecting a voltage pulse into it, so a cryotron could presumably be flipped by passing a current pulse through a reverse coil around the "closed" gate. For some reason not stated, but possibly to do with avoiding inductive coupling, the inventor prefers to use separate gates for triggering, as in Fig. 9. The action is a little more subtle than one might suppose. Assume that the upper path is passing current. Then everything is superconductive except  $G_3$ . Now pass a current pulse through the coil connected to  $O_{in}$ , sufficient to make  $G_0$  resistive. Both paths now have resistive gates, so  $I$  divides more or less equally between them and having been designed to be less than twice the strength needed to affect the gates it is no longer sufficient to make  $G_3$  resistive. The lower path therefore passes the whole of  $I$ , which renders  $G_2$  resistive, so keeping the upper path closed when the triggering pulse ends. The circuit will remain in the new state until a trigger pulse is applied to  $I_{in}$ .

Such a system is not much use in computers

\* Called in America a flip-flop, but in Britain that term is reserved for monostable or self-return systems.



Fig. 8. Two cryotrons in transposed series connection, forming a bistable trigger circuit. For clearness the control coils are shown beside the "gate" wires instead of wound around them as they actually are.

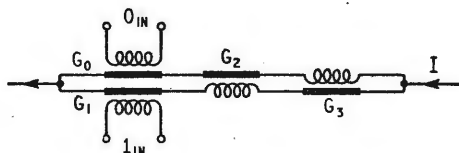


Fig. 9. Two more cryotrons added to Fig. 8 to enable the circuit to be triggered into either state by current pulses applied to  $O_{in}$  or  $I_{in}$ .

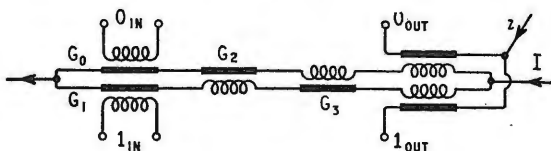



Fig. 10. Two more cryotrons added to Fig. 9 to enable the current pulses to  $O_{in}$  and  $I_{in}$  to switch a current  $i$  to either  $O_{out}$  or  $I_{out}$ .

unless it can switch an independent circuit; and Fig. 10 shows how another couple of cryotrons are connected to switch a current  $i$  to either  $O_{out}$  or  $I_{out}$ . And so a complete binary computer element is provided. Thanks to the compactness of the cryotrons, a ten-digit multiplication table can, it is said, among other facilities, be built into the one-cubic foot computer already mentioned. If you are well versed in computers you will know what that means, and if not it is too late to start explaining now.

## MARINE RADAR TRACK INDICATOR

A NEW control unit has been designed for use with Marconi Quo Vadis XII and Radiolocator IV systems which allows immediate selection of three types of radar presentation—north stabilized, ship's head up, or track indication. The first two of these provide the usual displays—anchor bearings, for example, can be quickly



Marconi Indicator fitted to Radiolocator IV equipment.

obtained from the first, and bow angles or relative bearings from the second.

The third of these displays shows true as distinct from relative motions. The course and speed of the observing vessel, and also independently the tidal drift are fed through the control unit to the centre of the p.p.i., so that it moves along the ship's course. True motions of the various objects are therefore seen on the screen; and in particular those which are stationary, such as buoys and light-ships, will remain so on the screen. On the shorter ranges the c.r.t. after-glow gives a "tail" behind moving objects.

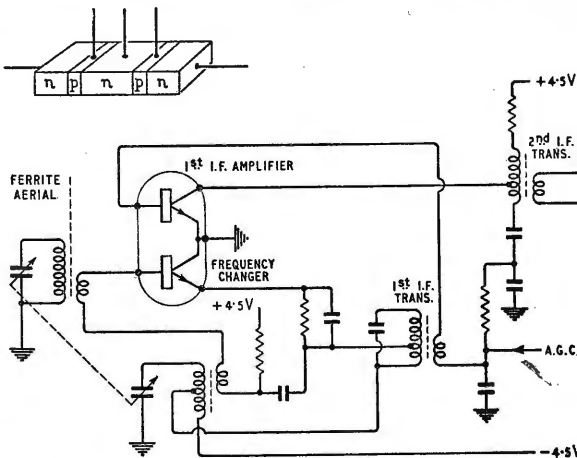
When the observer ship's position reaches a suitable selected distance from the edge of the screen a warning note indicates that the display requires re-setting. A compass stabilized bearing indicator, which takes the form of a dotted line (to distinguish it from the full line heading marker) radiating from the observing ship's position, is available. If this is set to cut an object on the display the true bearing of this object can be read off on the scale provided.

"Transistor Communications Receiver."—In the description of this instrument on page 281 of the June issue the prices given were incorrect. The "Homer" receiver now costs £39 and the "Heron" d.f. aerial £14 12s.



**New Microwave Ferrites** with the desirable properties of controllable saturation magnetization, low dielectric loss, and high degree of reproducibility have been developed by L. G. Van Uitert, of Bell Telephone Laboratories. As already described in *Wireless World*, ferrite components inserted into waveguides can perform quite complex circuit functions by utilizing ferromagnetic resonance and other phenomena (see December, 1956, issue, p. 595). The new materials are essentially magnesium, manganese, aluminium ferrites or nickel manganese ferrite with a small amount of copper replacing some of the magnesium or nickel. The addition of the proper quantities of copper and manganese to the basic ferrite is advantageous from several points of view. By increasing the reactivity of the mixture, copper decreases the necessary firing temperature by at least 100°C. Under comparable conditions this results in lower porosity and improved uniformity in the fired material. The manganese addition decreases electrical conductivity and hence the dielectric losses in these low porosity materials. Microwave ferrites with low saturation magnetizations are obtained by the modification of magnesium ferrite. The saturation magnetization of this ferrite can be decreased in a controlled way by substituting aluminium for a part of the iron. While materials compounded in this fashion are basically satisfactory, their refractory nature makes it difficult to reproduce the magnetic properties required for many microwave applications. The added copper minimizes this difficulty, and also increases slightly the Curie temperature for comparable saturation magnetization.

**Twin-Triode Transistor** consisting of two n-p-n units, with a common piece of germanium forming the emitter of one and the collector of the other, has been developed by General Electric in the U.S.A. The structure is shown at the top left of

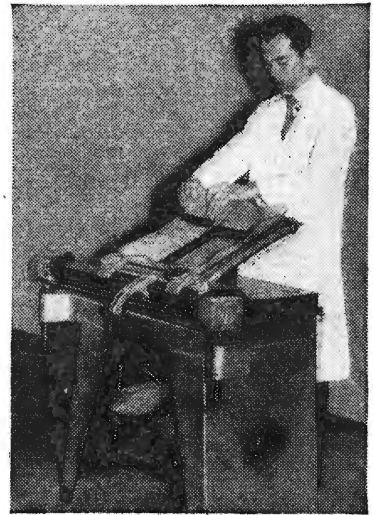


# Technical Notebook

the illustration, while the graphical symbol appears in the circuit below. The idea is, of course, to reduce the cost of transistor sound broadcast receivers, and a set using two of the tetra-junction units in place of four ordinary transistors was described in the April, 1957, issue of *Electronics*. The "front end" of the circuit, as shown, uses a tetra-junction transistor to provide an autodyne frequency changer and an i.f. amplifier. Since the two structures are in series, twice the normal supply voltage is required and the receiver uses two 4.5-V batteries in series with their centre point earthed. As the common element of the tetra-junction transistor is earthed the two sections function independently, the top half as a common-emitter earthed-emitter stage and the lower half as a common-emitter earthed-collector stage. The other tetra-junction transistor in the set is used as a combined second i.f. stage and audio driver stage.


**Metal-screen Circuit Printing** of high accuracy and consistency was recently demonstrated by Gordon & Gotch on a new German screen printing machine specially designed for this type of work. Screen printing with a stencil is a very simple and convenient method of laying a heavy deposit of acid-resistant ink on the copper to be etched, but when the traditional silk screen is used the accuracy of registration is not very high. The new machine, however, uses a metal gauze screen with a

metal stencil bonded to it, made by The Royal Mint Refinery. This is stretched over a frame and tightened by means of an inflatable tube round the edges—a system by which the applied tension is equalized all round to give very even stretching. Apart from its dimensional stability, the metal screen stretched in this way has the advantage of greater elasticity



than the normal silk screen when the ink is being pressed through it with the squeegee. This means that the screen springs away from the work immediately after the squeegee has passed on, and there is no time for the ink to drift and slur away from the required pattern. Stainless steel or bronze (which is cheaper) can be used for the screens. While printing is taking place the work is held completely flat on the bed of the machine by a powerful air suction system. Gordon & Gotch are the sole agents in the U.K. and Ireland for the machine, which is made by Siebdruckgeräte von Holzschuher.

**Industrial Linear Accelerator** has been built by Mullard for giving high-energy X-rays for radiographic examination of large metal specimens. Despite its high energy of 5 MeV, and the large X-ray output of over 500 roentgens per minute at 1 metre, the electron beam has a diameter of only 2mm when it strikes the target. Moreover, the polar diagram of the




output tends to be flatter than is normally associated with such a high energy beam because of a magnetic focusing device in the X-ray head. Another feature of the machine is its high degree of mobility—a desirable thing when dealing with bulky specimens. The X-ray head itself rotates, while the whole machine can be tilted from vertical to horizontal, turned laterally through 180°, raised or lowered 8ft, and is mounted on an overhead rail to permit transverse and longitudinal movements.

**Irradiated-Polythene Encapsulation** of small components is possible by a simple method using extruded sleeving of this material. The inside diameter of the sleeving, initially  $\frac{1}{8}$  inch, can, after irradiation, be enlarged while cold to  $\frac{1}{2}$  inch or more to fit over the components. Upon momentary heating to 135-150°C, it attempts to return to its original  $\frac{1}{8}$ -in inside diameter and so effectively encapsulates the component. Irradiated polythene is, of course, well known for its ability to withstand higher temperatures than ordinary untreated polythene. It is also free from stress cracking in the presence of detergents and has increased resistance to the action of hydrocarbons. Tensile strength and abrasion resistance are both improved. The irradiated polythene insulation of a new equipment wire recently introduced by Mersey Cable Works (who also supply the encapsulation sleeving) has a maximum continuous operating temperature of 100°C and a short-term operating temperature of about 150°C. Whereas normal polythene melts at about 115°C, the irradiated version is merely converted to a rubber-like substance at this temperature and is claimed to have some useful strength even up to 450°C.

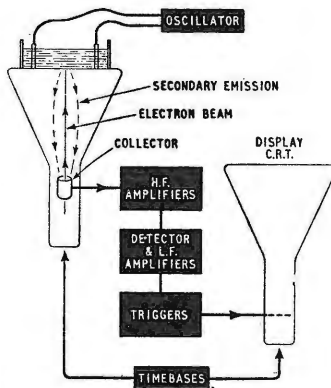
**Data Magnetic Recording Heads** of high precision and multiple construction are now being made com-

mercially for use in magnetic tape data storage systems. The types shown in the illustration (from the Data Recording Instrument Company) are for 10, 8 and 4 tracks respectively. They give a track width of 0.03in, with a separation between centres of 0.06in. The pole face has 0.2in in contact with the



magnetic tape, while the gap length is 0.0004in—a figure determined from the frequency response curve. The bias current required is 8mA r.m.s. and the recording current 1mA r.m.s. (10mA for tape saturation). Output on replay is 0.25mV r.m.s. at 10kc/s with high tape speeds in the region of 100 inches per second.


**“Television” Electric-Field Mapper** for high-speed plotting of analogue fields in an electrolytic tank, built by R. B. Burt and J. Willis, enables changes to be made in the tank and the results to be seen immediately as a moving picture on a c.r.t. raster. It avoids the extreme slowness and tedium of the traditional method of plotting equipotential lines (in which a probe has to be moved about in the tank), and a complete field is mapped in 1/25th



of a second. The tank is built on the screen of a c.r. tube as shown, and a 100-V carrier signal from a 75-kc/s oscillator is applied across it. This signal modulates the secondary emission current returning from the screen to the final anode, which acts as a collector. After amplification the carrier signal is detected and its envelope is a low-frequency waveform produced by the

scanning of the pattern of equipotential lines in the tank. This i.f. waveform is then divided up into seven equipotential values by trigger circuits, which apply corresponding darkening pulses to the grid of the display tube. The timebases generate a line scan frequency of 3,000c/s and a frame frequency of 25c/s, giving a raster of just over 100 lines. Full details and examples of field maps appeared in the May, 1957, issue of the *Journal of Scientific Instruments*.

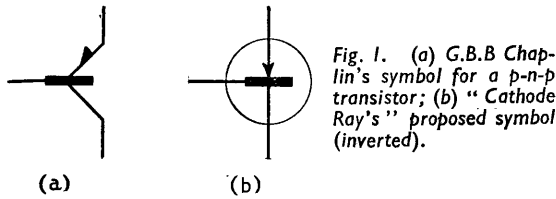
**Electronic Photo Printer** is a device working on a feedback principle for printing photographic negatives in such a way that the maximum possible detail is obtained regardless of the amount of exposure. Normally, of course, it is quite common for a negative to have too great a range of densities for the printing paper to reproduce all the detail. This is overcome in the electronic machine by using a scanning c.r. tube with a television-type raster as the printing light source, and a photocell for picking up the transmitted light to give a signal for controlling the brightness of the c.r. tube. Thus when the less dense areas of the negative are scanned the feedback signal causes the printing light to be reduced and when the more dense areas are scanned the light is increased. The illustration shows the production model of the Cinema-Television equipment which was originally described in our June, 1956, issue (p. 272). E.M.I. Electronics have recently secured the rights to manufacture in this country an electronic photo printer made by the American firm LogEtronic.



# Transistor Circuit Symbols

By E. H. COOKE-YARBOROUGH,\* M.A., M.I.E.E.

FOR several years the symbols used to represent transistors in circuit diagrams have been subject to a good deal of discussion. "Cathode Ray" has therefore performed a valuable service† in pointing out the need to use transistor circuit symbols which distinguish between point-contact and junction transistors, and in tabulating the various symbols which have been used to make this distinction. There is a further, and perhaps even more compelling, reason for ensuring that this distinction is clearly made. Probably the most important difference between the two kinds of transistor is a purely elec-



trical one: while the emitter current gain of a junction transistor is normally less than one, that of a point-contact transistor normally exceeds one. Thus the phase relationship between the emitter and base currents of a junction transistor is opposite to that of a point-contact transistor. The action of many transistor circuits cannot therefore be readily understood unless the diagram shows clearly which type of transistor is used.

"Cathode Ray" rejects the junction transistor symbol proposed by Chaplin,‡ which has been in general use at Harwell for some years, but he supports a symbol (illustrated in Fig. 3 of his article) which differs from Chaplin's symbol for a p-n-p junction transistor (Fig. 1(a)) only in three respects. The first is that of polarity, and if for the moment we avoid this question by turning "Cathode Ray's" symbol the same way up as Chaplin's, we have Fig. 1(b).

The only significant differences are now the angle at which the emitter and collector leads join the base and the use of a circle to enclose the symbol. These two differences are relatively minor; the reasons for joining the emitter and collector leads to the base at an angle of 45° are, first, to prevent possible visual confusion, which might result if emitter and collector appear to lie on a continuous straight line, and second, to provide a link with the point-contact symbol, where the emitter and collector also join the base at an angle of 45°. The circle can easily be left to individual choice. When the circuit is simple and the transistor symbol is boldly drawn the circle appears to be superfluous, but if the circuit is complex, containing many transistors, and the symbols are therefore small, the circle is undoubtedly helpful.

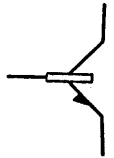
If one accepts these small concessions to indivi-

dualism, none of which is likely to lead to ambiguity or misunderstanding, then Chaplin's p-n-p symbol and that advocated by "Cathode Ray" amount to practically the same thing (except for polarity). There is already considerable support for the use of a junction transistor symbol of this sort. Such a symbol is in use by at least one University department, by at least one large industrial organization, and by at least three Government research establishments. Moreover, all but one of the papers presented last year at the I.E.E. Computer Convention used junction transistor symbols of this sort.

Turning now to the question of distinguishing between a transistor with an n-type base and one with a p-type base, reversal of the direction of the emitter arrow does not by itself appear to provide an obvious enough distinction. This view is supported by the circuit diagram on page 152 of the issue in which "Cathode Ray's" article appears. Here the single n-p-n transistor is quite hard to recognise, despite the fact that the caption draws attention to it. Some more obvious distinction therefore seems desirable, and that used by Chaplin, which is shown in the symbol of Fig. 2, appears to be logical. Even if, to save trouble, the n-type base is represented by a thin line as in "Cathode Ray's" Fig. 3 (a), it should not be too difficult to make the base an open rectangle when a p-type base is being represented.

This brings us to the question of the polarity convention used in circuit diagrams. As "Cathode Ray" points out, this has, in valve circuits, nearly always been "positive above the earth line, negative below." "Cathode Ray" seems uncertain whether the same convention should be used in transistor

Fig. 2. Chaplin's symbol for an n-p-n transistor.



circuits, and puts forward the often-heard argument that a "negative up" convention makes it easier to draw attention to parallels between valve circuits and transistor circuits.

True, the teaching of transistor circuits is simplified if the similarities between these and valve circuits are brought out, but is it right to choose a polarity convention which deliberately sets out to obscure a most important difference between valves and p-n-p transistors? This will only lead to greater difficulties later on. Admittedly in truly linear circuits we do not have to worry much about polarities, but when we come to consider class-B amplifiers or the effects of overloading in an amplifier, we begin wondering whether a positive base voltage will increase or decrease collector current, and here the trouble starts.

In pulse circuits we are in worse trouble still, for

\* Atomic Energy Research Establishment, Harwell.

† "Cathode Ray," *Wireless World*, pp. 194-198, April 1957.

‡ G. B. B. Chaplin, *Proc. I.E.E. Part B*, p. 788, Nov. 1955.

such diagrams often include sketches of waveforms. If a circuit diagram is made "negative up," what convention is to be used for the waveforms? If these are made "negative up" also, we must reverse the connections of our oscilloscopes and many of us must reverse some connections in our minds! One even encounters transistor pulse circuit diagrams, using a "negative up" convention, which include waveform diagrams whose polarity is not indicated, but which turns out on inspection to be "positive up." Presumably it is possible to school oneself to correlate "positive up" waveforms with a "negative up" circuit diagram, but are such mental gymnastics really necessary? Can it be said that they help the student? When p-n-p and n-p-n transistors are mixed, the last shred of justification for a "negative up" convention disappears.

It does seem, therefore, that there is a strong case for keeping to the "negative down" polarity convention already established with valve circuits and accepting the fact that the newcomer to transistor circuits may at first be a little shocked by seeing the earth line at the top of the diagram and the rest of the circuit "underground." As "Cathode

Ray" suggests, this blow can be softened by referring initially to n-p-n transistors.

Last, but not least, we must consider the current recommendations of the British Standards Institution. So far as the polarity convention is concerned, there already exists a B.S.I. recommendation for "positive up, negative down." With regard to symbols, the writer is in no position to speak for the B.S.I. but it is not difficult to see why the "point-contact" symbol is at present recommended for both types of transistor. To quote from a letter written by the late L. H. Bainbridge-Bell, "B.S.I. exists to standardize usage and not to invent symbols." Now "usage" is determined ultimately not by committees but by everybody concerned with transistor circuits. Already many people are using junction transistor symbols like those of Fig. 1. We need not worry too much about the odd details, but if enough people subscribe to the view that a symbol of this sort is the right one for junction transistors and that circuit diagrams should be drawn "negative down," then this can quickly become "usage," to the ultimate advantage of all who work with transistor circuits.

## BOOKS RECEIVED

**Guide to I.G.Y.**, by members of the British Committee. Covers research projects of the International Geophysical Year, including rockets and the satellite programme, and suggestions for simple observational work (non-radio). Pp. 48; Figs 22. Price 2s 6d. Methuen and Co., Ltd., 36, Essex Street, London, W.C.2.

**Semi-conductors: Their Theory and Practice**, by G. Goudet and C. Mealeau. Covers theoretical quantum mechanical aspects and electric current in solids; properties, preparation and measurement of semi-conductors (including thermistors); and characteristics and applications of semi-conductor diodes, triodes and tetrodes of various types. Pp. 316; Figs. 146. Price 105s. Macdonald and Evans, Ltd., 8, John Street, London, W.C.1.

**Year Book of the Physical Society, 1956.** Includes texts of the principal special lectures delivered before the Society, e.g., 32nd Duddell Medal Address, "Some Recollections of the Early History of the Travelling Wave Tube," by R. Kompfner. Pp. 76. Price 10s 6d by post. The Physical Society, 1, Lowther Gardens, Prince Consort Road, London, S.W.7.

**A V.H.F./U.H.F. Field Strength Recording Receiver Using Post-detector Selectivity**, by R. V. Harvey, B.Sc., G. F. Newell, A.M.I.E.E., and J. G. Spencer. B.B.C. Engineering Monograph No. 6 describes measuring equipment, and discusses gain in signal-to-noise ratio obtained by using this type of circuit. Pp. 26; Figs. 19.

**Engineering Training in the B.B.C.**, by K. R. Sturley, Ph.D., M.I.E.E. B.B.C. Engineering Monograph No. 11 describes organization, types of training and facilities available. Pp. 24; Figs. 9.

**An Improved "Roving Eye,"** by T. Worswick, M.Sc., A.M.I.E.E., and G. W. H. Larkby. B.B.C. Engineering Monograph No. 12 gives full details of cameras, radio equipment and vehicle in this second design; and also includes a new method of providing "in-shot" warning for television operators. Pp. 20; Figs. 11.

The above B.B.C. Monographs are each priced 5s, and can be obtained from B.B.C. Publications, 35, Marylebone High Street, London, W.1.

**Introduction to Printed Circuits**, by R. L. Swiggett. Describes construction, components, assembly and servicing of various basic types of printed circuit. Pp. 98;

Figs. 83. Price 21s. Chapman and Hall, Ltd., 37, Essex Street, London, W.C.2.

**Über die Anwendung von Ferriten zur Amplitudenmodulation von Mikrowellen**, by M. Santemas, D.Sc.Tech. Monograph No. 24, from the Zurich Institute for High Frequency Techniques, investigates the application of ferrites to modulation at X-band with special reference to modulation quality and shielding by the waveguide. Pp. 43; Figs. 26. Price 5.20 Fr. (Swiss). Leeman, 20 Arbenstrasse, Zurich 8.

**Hi Fi Yearbook**, edited by M. Henslow. 1957 edition of this book has comprehensive set of articles together with brief specifications and many illustrations of commercial equipment in a directory of manufacturers. Pp. 208. Price 10s. 6d. Miles Henslow Publications, Ltd., 99, Mortimer Street, London, W.1.

**Transistors: Circuits and Servicing**, by B. R. A. Bettridge, A.M.Brit.I.R.E. Explains the working and circuit uses of transistors with emphasis on servicing problems. Pp. 23; Figs. 11. Price 2s 6d. Trader Publishing Co., Ltd., Dorset House, Stamford Street, London, S.E.1.

**The Instrument Directory and Buyer's Guide.** 1957 edition covers all types (including electronic) of industrial instruments. Pp. 244. Price 10s. United Trade Press, Ltd., 9, Gough Square, London, E.C.4.

**Metal Industry Handbook and Directory.** 1957 edition covers metal and alloy properties, general data and tables and various directories. Pp. 566. Price 15s. Iliffe and Sons, Ltd., Dorset House, Stamford Street, London, S.E.1.

**The Radio Amateur's Handbook**, 1957 edition; by the technical staff of the A.R.R.L. Comprehensive manual for the radio amateur, explaining basic radio principles, current operating procedure, layout of stations and design and construction of aerials and equipment for all amateur bands. Pp. 608, including 32 pp. of tabulated valve and transistor data; over 1,350 illustrations. Obtainable from The Modern Book Co., 19-23, Praed Street, London, W.2, or from the R.S.G.B., New Ruskin House, Little Russell Street, London, W.C.1; price 32s 6d (34s by post).

# Instruments Electronics and Automation

SOME INTERESTING ITEMS FROM  
THE OLYMPIA EXHIBITION



Metropolitan-Vickers "950" transistor digital computer.

AT an exhibition primarily directed at the *user* of electronic instruments and devices one would not necessarily expect to find a large number of new and advanced techniques. There were, in fact, plenty of well-established products at the recent I.E.A. Show which had previously appeared in other, more restricted exhibitions. It must be remembered that things the electronics technician has known about for years may still be quite novel to the potential user and the general public.


With this in mind, *Wireless World* has been fairly selective in its review of the Show, and the following itemized report is restricted to things of outstanding technical interest which have not been previously described in the journal. Laboratory test instruments shown at this and at the Physical Society's and R.E.C.M.F.

exhibitions are dealt with elsewhere in the issue.

**Transistor Digital Computer**, the first to appear in Britain in commercial form, was shown by Metropolitan-Vickers. It is a serial binary machine based on a magnetic drum storage system which provides a main store of 4,096 "words" (of 32 binary digits each) and various registers working on the regenerative principle (the output from a "read" head being fed back to the "record" head on the same track). The drum also generates the basic clock pulse frequency of 57kc/s. The transistorized arithmetic circuits are mounted on plug-in printed-circuit boards. Point transistors, using the well-known regenerative switch-over action, provide the two-state elements, while junction transistors are used for inverter and power ampli-

fier circuits. The logical gates for performing the binary arithmetic are constructed from point-contact diodes. These basic arithmetic elements are organized into an adder-subtractor unit (using a regenerative track on the drum as a two-word accumulating register) and a multiplier which itself includes the multiplicand register. The control system for ordering the sequence of arithmetic operations is actuated by coded instructions of the two-address type. These, and the actual numbers for computation, are fed into the machine by five-hole punched paper tape. Output data also appears on punched tape or can be printed automatically on a page.

**Basic-Instruction Computer**, a digital machine shown by Standard Telephones, has been designed in collaboration with the Netherlands P.T.T. and is based on logical principles devised by Prof. van der Pol. The instruction code is built up from "operational" digits, each of which actuates a basic logical operation in the machine. This allows more flexible programming than in computers where the code is restricted to a small number of predetermined operations and also simplifies the arithmetic and control circuitry. Again, the computer is a serial binary type, working at a clock-pulse frequency of 128kc/s and based on a magnetic drum store with a capacity of 8,192 "words" (of 33 binary digits each). Symmetrical junction transistors are used for switching between the tracks of the drum. Punched tape provides the input and output media (with the alternative of direct page printing for the out-



S.T.C. "Zebra" digital computer with doors open showing the magnetic drum store. The control desk is on the left.

put). The arithmetic and control circuits, using crystal diodes and thermionic valves, are constructed as plug-in functional units with insertion handles over the valves, and the interconnections between them are made by large printed-circuit panels at the rear. An unusual feature of the construction is the use of wrapped-joint connections on the plug-in units instead of soldered connections—a technique borrowed from the manufacture of telephone exchanges.

**Decimal Digital Computer** shown by Southern Instruments is a simple and inexpensive machine which can be considered as a fast electronic version of a desk calculator. Primarily intended for engineering calculations, it has storage registers consisting of rows of Dekatron tubes, each register having a capacity of 12 decimal digits. Arithmetic operations are performed in accumulating registers of this type, and numbers are transferred in parallel form—that is, all the digits move simultaneously on multiple bus-bars. The switching which performs the actual transfer, and indeed the whole control sequence of the computer, is done by electromechanical relays, and this, of course, limits the speed of operation. The transfer of a number, which can if necessary include addition or subtraction with another number, takes 180 milliseconds. Multiplication and division take several seconds. Later, however, it is expected that higher speeds will be obtained when electronic switching is used. For feeding in the numbers and coded instructions, three facilities are provided. Manual operation of a keyboard can be used for single calculations where no programming is involved; a plug-board

can be brought into play for calculations requiring up to 100 steps—the rows of plugs setting up patterns of connections which are scanned in sequence by a programme unit; while punched tape is employed whenever a programme has to be repeated many times with different input data.


**Continuous Drift Correction** is a new feature of the d.c. amplifiers in the general-purpose electronic analogue computer made by Short Brothers and Harland. A good deal of analogue computation is done with repetitive operation (the results being displayed continuously on a c.r.t.) and here the drift correction is normally applied during the intervals between solutions (i.e., between strokes of the c.r.t. timebase). With continuous or "single shot" computation, however, the d.c. amplifier may be in operation for periods of several minutes, and this technique cannot be used. The Short and Harland method, then, uses an auxiliary a.c. amplifier which continuously samples the drift voltage and applies appropriate correcting signals. This amplifier is connected in cascade with the computing amplifier when integration is being performed, but is automatically switched into parallel connection for adding—the idea being to avoid phase shift which could introduce errors into the adding operation.

**Magnetic-Tape Data Storage**, for digital computing applications, has the advantage of large capacity over other methods, and a new machine shown by Pye will accommodate 1½ million binary digits per channel in a 2,400-ft spool of tape at a density of 100 pulses to the inch. The tape will take eight channels on ½-inch width (or four channels on ¼-inch

width) and runs at the high speed of 100 inches per second. This speed is necessary to reduce the access time to data inherent in a sequential method of storage—as is also the fast start/stop/reverse mechanism which operates in less than 10 milliseconds. An electro-pneumatic system is used for this mechanism, the tape being brought into sudden contact with the driving capstans by air suction through holes in the capstans.

**Variable Delay Line**, for radar signal simulation and other purposes, was demonstrated by Mullard. It has a delay continuously variable from 25 to 330 microseconds and a bandwidth of 8Mc/s on a centre frequency of 15Mc/s. Mercury is used as the delay medium and the signals are converted into ultrasonic energy by a quartz crystal transducer for transmission through it. The sending and receiving crystals are mounted side by side, and transmission from one to the other is effected by a corner reflector mounted on a sliding piston driven by a lead screw, the position of which determines the amount of delay. The pitch of the lead screw is such that one revolution corresponds to a delay change of 10 microseconds. The complete unit contains, in addition to the delay line proper, input and output amplifiers, power supplies, and a Velodyne motor and amplifier for driving the lead screw (although manual operation is possible as well). The Velodyne unit can be controlled by either an external or an internal voltage and it gives a maximum rate of change of delay of 3 microseconds per second.


**Telemetering Heartbeats by radio**




Drift-corrected d.c. amplifier unit from the Short and Harland analogue computer.




Southern Instruments "Deciplex" decimal digital calculator.



Above: Pye magnetic tape data storage equipment.



Electronic digital weighing system (E.M.I. Electronics) with automatic "print out" on the right.



Right: Variable ultrasonic delay line (Mullard).


from a person engaged in vigorous activity was demonstrated by the Ministry of Supply as a means of testing clothing for soldiers—the heart rate being used to establish the exhaustion limit of the subject. Electrical activity from the surface of the body, containing both heart-muscle potentials and voltages from other muscles, is taken from three areas and amplified. The amplified signals are then fed into a coincidence gate circuit so that only the electrical activity common to all channels—that of the heart—is accepted for pulsing the radio transmitter. Discrimination of the required potentials is, in fact, very difficult, and to assist the process a regenerative circuit is used in which the coincidence gate output is fed back to the input of the system. When the gate output is of large enough amplitude the gain round the loop is sufficient to start an a.f.

oscillation, and the final result is to produce a short "pip" of tone whenever a heartbeat potential is detected. The radio transmitter is a tiny two-valve unit weighing only  $3\frac{1}{2}$ oz and operating on 40Mc/s c.w. Its oscillator is grid-modulated by the "pips" of a.f. tone.

**Electronic Weighing system** shown by E.M.I. Electronics indicates a measured weight in digital pulse form which can be used for direct printing on an automatic typewriter or for triggering other processes in an automation system (e.g., when the weight reaches a certain value). A conventional weighing machine has an optical "digitizer" (a commutator disc with black and white graduations) attached to its pointer shaft. The rotation of the digitizer causes pulses of light transmitted through the graduations to fall on a photocell, so that the number of electrical pulses generated corresponds to the

angular displacement of the disc and hence to the measured weight. These pulses are counted by a Dekatron counter which has bi-directional properties; the digitizer rotating in the "increasing weight" direction causes the glow discharges to move clockwise and in the "decreasing weight" direction causes them to move anticlockwise. The damped mechanical oscillation when the weighing machine is settling down produces a corresponding fluctuation in the count, and it is the cessation of this oscillation which allows the Dekatron count to be "read out" as true weight to the automatic typewriter. In the Elliott electrical weighing system, which has been applied in crane load weighers, weighbridges, etc., the distortion of a ring is measured by means of resistance strain gauges. Direct reading on a dial is given by a self-balancing bridge.

**Machine Tool Control** involving direct measurement of the position of the work table is the ideal method but can become quite elaborate and expensive. In the Ekco Type E117 system the equipment required is simplified by controlling the rotation of the lead screws on existing machines. Electric motors driving the lead screws are controlled by counters which record complete revolutions and by 360° master potentiometers in conjunction with Wheatstone bridges for intermediate settings. These are arranged to give decade control in inches and have a potential accuracy of 0.0001in, assuming perfect lead screws. As an alternative to the existing dial-setting control unit, a punched card



Left: Ekco machine tool control system (Type E117).

information storage system with up to twelve locations is under development. Errors from worn or otherwise imperfect lead screws can be offset by inserting corrective data in the control information, or simply by a calibration run each time the machine is set up. Such errors do not affect the repeat accuracy of the machine.


In a system of machine tool control under development by Lawrence, Scott and Electromotors, Ltd., displacement is converted to angular motion by an arm of fixed length attached to the spindle of a magstrip resolver. The voltage output from the resolver is proportional to the sine of the angular movement and so to the distance of the probe arm from a zero reference plane such as the face of a gauge plate. Readings accurate

to 0.0002 in in 5 inches are possible. The range can be extended and the system controlled by reference to voltages provided by toroidal voltage dividers.


**Moisture in Building Structures** is a difficult quantity to measure by conventional methods, but it has been established that a linear relationship exists between moisture content and the absorption of centrimetric waves when expressed as attenuation in

decibels. In order to exploit this method of non-destructive testing W. H. Sanders (Electronics), Ltd., have developed a system in which microwave transmitting and receiving horns are applied to opposite sides of a wall or to any bulk specimens of which the moisture content is required.

**Ultrasonic Inspection** of raw materials and finished structures is now widely accepted as a necessity and has long passed the laboratory and development stage. In the Kelvin Hughes system of "Autosonics" continuous routine inspection can be carried out without the need for a skilled operator, and can be adapted to a variety of industrial requirements. One essential feature of the system is the use of automatic gain control from one of the fixed return pulses to compensate for variations in




One form of the Kelvin Hughes "Autosonic" inspection system.



Microwave attenuation as a means of measuring moisture content (W. H. Sanders (Electronics), Ltd.).

Right: Acoustic burglar alarm (Cinema-Television).





the acoustic coupling between the probes and the specimen under test. The other is the use of electronic "gates" to select defects above a given amplitude, and to select, when required, different strata of the material for detailed inspection. The output can be applied either to a

recorder or to an automatic alarm. An **Intruder Alarm** developed by Cinema-Television, Ltd., works on acoustic principles and has many advantages over trip wires or infrared beams. An electrostatic loudspeaker establishes a standing wave pattern in the air of the room and a

microphone is set some distance away near one of the vibrational nodes. The entry of a person anywhere in the room disturbs the standing wave pattern and so increases the output from the microphone, which can be arranged to set off an alarm.

## NOISE

### Two Unusual Aspects seen at this Year's N.P.L. Open Day

NORMALLY thermal noise in resistors is a limiting factor of performance to be circumvented as far as possible. It was therefore surprising to find deliberate use being made of such noise in temperature measurement at one of the exhibits shown at the recent open day of the National Physical Laboratory. Two very thin platinum-rhodium wires of about 2,000 ohms resistance are used as noise sources, one being at a standard, and the other at the unknown temperature. The noise voltages for each of these (proportional to their absolute temperature) are connected in rapid succession by a vibrating switch to a high-gain amplifier. The larger signal passes through a precision attenuator and the final voltage difference between the two signals is stored in condensers and displayed on a cathode-ray tube. The attenuator is adjusted until the fluctuating difference is small. This difference is then read a large number of times, and from the relative frequency of the various individual readings the mean can be determined. It is hoped by this method to obtain an accuracy somewhat greater than the standard gas thermometer at temperatures around and above 1,000° C.

"Free Grid's" miniature magnetron transmitter mentioned in last month's issue (p. 302) does not seem to be so absurdly beyond the bounds of possibility when we consider another N.P.L. exhibit, the "dimple arc" microwave source\* which consumes only one or two watts at six volts. This source is based on a very short (probably less than 10μ long) mercury discharge arc, which is obtained by striking a normal vacuum arc between a liquid mercury cathode and a vertical thin tungsten wire anode. If this wire is thin enough to become red-hot when the arc is started, and is carefully lowered towards the cathode pool, its tip makes a dimple in the liquid surface. The arc immediately transfers to within this dimple which is kept in being by vapour evolution from the cathode spot. The very

short arc is obtained by careful adjustment of the penetration of the wire below the free mercury surface, and of its temperature (by varying the arc current). This arc is a

copious emitter of microwave noise extending at least from S-band (around 3,000 Mc/s) to beyond Q-band (around 36,000 Mc/s). The noise probably arises from inherent instability in the cathode electron emission. More puzzling are the larger peaks of noise also observed at various frequencies, which may give of the order of ½ mW power.

\* See letter by K. D. Froome in *Nature* for February 2nd, 1957.

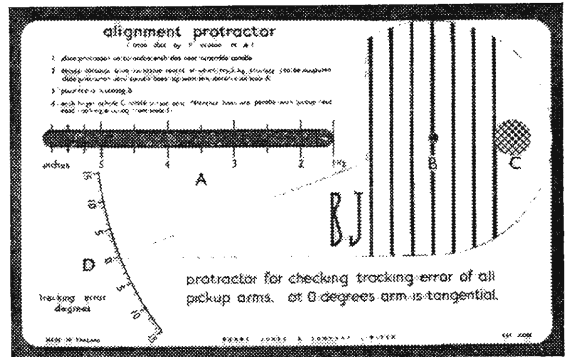
## Pickup Alignment Protractor

TO keep the distortion introduced by pickup tracking error to an acceptably low figure only small amounts of this error up to a few degrees can be tolerated. The B-J protractor enables the tracking error to be measured at any radius on the record. It is based on a 1925 design by Wilson.

The instructions are simple to follow but care must be taken over

provides a check on a possible cause of distortion. The method of measurement suggests a less obvious way in which such error can creep in. It assumes that the needle axis is at right angles to that of the outer shell. Where a cartridge is fixed to this shell through slots to allow play for positioning this may not be exactly so, and a corresponding error may be introduced. A similar error may

Burne-Jones Alignment Protractor



the measurement. For instance, some play of the stylus in the seating provided is possible. This can lead to some uncertainty in the measured tracking error up to between about ½ and 1½ degrees at the outer and inner record grooves respectively. By carefully centralizing the stylus in the seating, or taking the mean of the two extremes, it is not difficult to eliminate this error.

This tracking error measurement

also arise due to inaccurately shaped cartridges or shells. In at least one pickup the cartridge is actually deliberately misaligned with the outer shell to provide the necessary offset, and so an equal allowance would have to be made in measuring the tracking error of this pickup.

This protractor is manufactured by Burne-Jones and Co., Ltd., Sunningdale Road, Cheam, Surrey, and costs 7s.

# Portable Transistor Receiver

## 2.—CIRCUIT DETAILS

By S. W. AMOS\*, B.Sc.(Hons.), A.M.I.E.E.

A SENSITIVE SUPERHETERODYNE  
CIRCUIT INCORPORATING R.F.  
TRANSISTORS

THE circuit of a portable transistor superheterodyne receiver was discussed in general terms in last month's issue and in this article is examined in detail. The circuit is given in full in Fig. 1 and at first sight may appear complicated, but much of the circuitry is required as a protection against thermal runaway. Protective circuits are important in equipment incorporating transistors and their basic principles will be considered first.

The collector current of a transistor depends not only on the operating voltages but also on the temperature of the junction, increase in temperature causing an increase in collector current. If no precautions are taken, any increase in collector current whether due to a rise in ambient temperature or to a change in operating conditions can cause an increase in collector dissipation which raises the collector temperature, so increasing collector current still further. In this way a regenerative rise in temperature can occur and, if not checked, can cause damage or even destruction of the transistor.

In a class-A stage the dissipation at the collector is a maximum when there is no input signal. If the collector current can be stabilized against changes in ambient temperature under quiescent conditions there can be no danger of thermal runaway when

signals are applied because the collector dissipation then falls. Stabilization of the collector current can be achieved by the potential divider circuit illustrated in Fig. 2. The base of the transistor is given a particular voltage from the junction point of a potential divider  $R_1$   $R_2$  connected across the battery supply. The emitter is connected to the positive terminal of the supply by a resistor  $R_3$  which is bypassed by the capacitor  $C_1$  to avoid feedback and consequent reduction in gain. Under normal operating conditions the emitter of a transistor is usually positive with respect to the base by a small voltage such as 0.1 or 0.2 volt. Thus the voltage across  $R_3$  is slightly smaller than that across  $R_2$ . Provided the potential at the base is constant, the collector current cannot increase, for any tendency to do so results in a decrease of the base-emitter voltage which in turn tends to decrease collector current. The stabilization achieved by this circuit therefore depends on the steadiness of the base potential. If the transistor did not require an input (bias) current the base potential would depend entirely on the battery voltage and the ratio of  $R_1$  to  $R_2$  and stabilization would be perfect. However the transistor does take a base current which passes through  $R_1$  and therefore affects the base potential. However, if the base current is small compared with

\* B.B.C. Engineering Training Department.

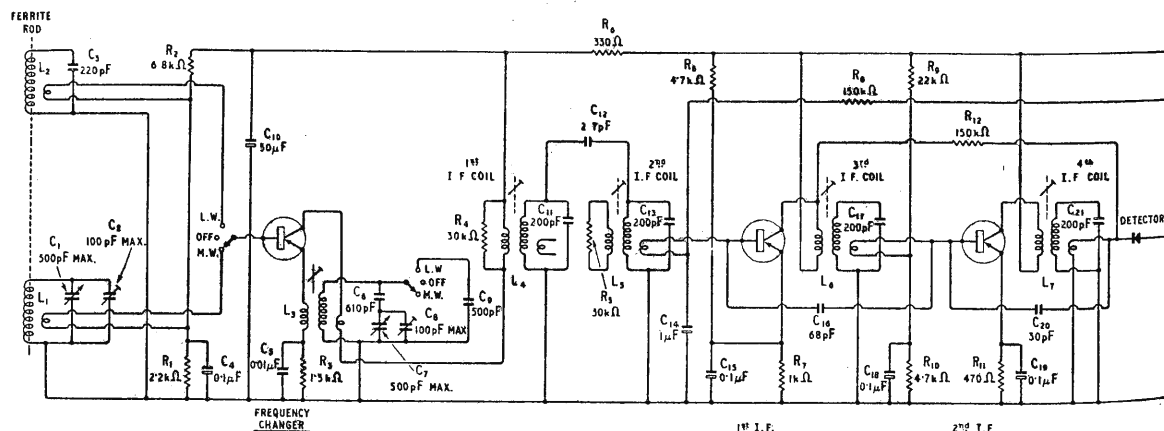


Fig. 1. Complete circuit diagram of portable transistor superheterodyne receiver.

the steady current flowing through  $R_1$  and  $R_2$  from the battery supply, the base potential is not greatly affected by the base current and stabilization is good. It is common practice to make the potential-divider current approximately ten times the base current; this gives good stabilization and the current taken by the potential divider from the battery is usually less than one-third of the transistor collector current and is negligible. This is the type of circuit used to stabilize the collector current of the frequency changer, second i.f. amplifier and driver stages in the receiver.

The component values required in this type of stabilizing circuit can be calculated in the following way. Suppose the collector current is to be stabilized at 1 mA and the current gain of the transistor is 50. The base current is approximately 1/50 mA, i.e. 20  $\mu$ A and the current taken by the potential divider from the battery should not be less than 200  $\mu$ A to give effective stabilization. If the battery supply is 4.5 V the total resistance ( $R_1 + R_2$ ) of the potential divider must be  $4.5 / (200 \times 10^{-6}) = 22.5$  k $\Omega$ . A suitable value for the emitter resistor  $R_3$  is 500 ohms, and, with a collector current of 1 mA, the emitter potential will be -0.5 V with respect to the positive terminal of the supply. If we neglect the potential difference between base and emitter to obtain an approximate answer, the base potential must also be -0.5 V and, to give this the voltage drop across  $R_1$  must be 4 V. The current in  $R_1$  is 220  $\mu$ A (made up of 200  $\mu$ A for the divider chain and 20  $\mu$ A for the base of the transistor) and  $R_1$  is thus given by  $4 / (220 \times 10^{-6}) = 18$  k $\Omega$ .  $R_2$  is thus  $22.5$  k $\Omega$  -  $18$  k $\Omega = 4.5$  k $\Omega$ .

The problem of protecting a class-B amplifier (used in the output stage) against thermal runaway is different. In the absence of an input signal the collector current is small and the heat generated at the collector is low. It increases, however, as the input signal is made larger and such a stage needs protection not only against ambient temperature increases but also against rise of temperature due to increase in the amplitude of the input signal. The heat generated at the collector is a maximum when the output power is approximately 0.4 of the maximum rated value for the transistors. This is an output power level likely to be encountered frequently in practice.

Protection can be provided in two ways, one

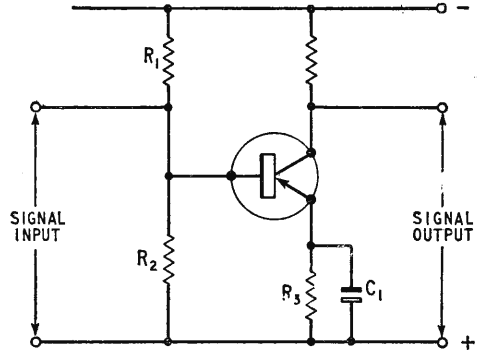
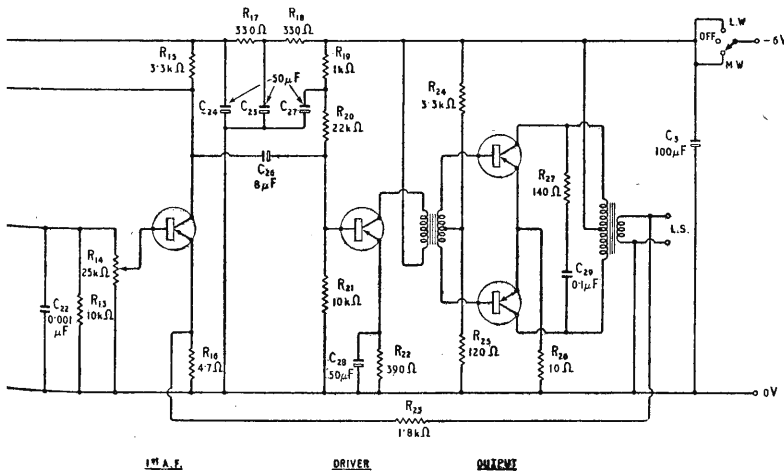


Fig. 2. Potentiometer method of stabilizing the collector current of a transistor amplifier.

mechanical and the other electrical. The mechanical method is to clamp the body of the transistors against a mass of metal having a large thermal capacity and whose temperature cannot therefore change rapidly; a practical method of achieving this is suggested later. Electrically protection can be provided by using the potential divider method just described. Even though the mean collector current of a class-B stage is not constant (as it is in a class-A stage) this circuit can still be used provided the emitter resistance is kept small enough to permit collector currents to rise to 100 mA on peak signals. By using both these methods, effective protection is achieved against thermal runaway due to increase in ambient temperature and to increase in collector dissipation in normal operation. These advantages are not achieved, however, without cost. The use of an external emitter resistance slightly reduces the maximum power output available from the class-B stage but an output of nearly 300 mW can still be obtained at ambient temperatures below 35°C. The inclusion of the resistor reduces the collector-to-collector optimum load resistance to 180 ohms and increases the input current necessary for maximum output, necessitating a collector current of 3 mA in the driver stage.

We shall now examine the circuit of the receiver in detail stage by stage, beginning at the output. The potential divider  $R_{24}R_{25}$  is part of the circuit

protecting against thermal runaway and also provides the base bias necessary to secure a quiescent current of 2 mA in each of the output transistors. The signal-frequency input currents for the output transistors flow in  $R_{25}$  and, to prevent undue loss of signal, this resistor must be small. If it is too small, however, the current taken by the potential divider  $R_{24}R_{25}$  becomes excessive and in the compromise adopted  $R_{25}$  is made 120 ohms. To give the desired quiescent collector currents  $R_{24}$  must be 3.3 k $\Omega$  and the potential divider has a drain of nearly 2 mA from the battery supply. The network  $R_{27}C_{29}$  across the primary winding of



the output transformer is included to improve the output waveform at the high audio frequencies.

The driver stage is conventional, the potential divider  $R_{20}R_{21}$  and emitter resistor  $R_{22}$  being chosen to give a collector current of 3 mA. The reason for the decoupling circuit  $R_{19}C_{27}$ , feeding the potential divider is interesting. This and the decoupling networks  $R_{18}C_{25}$ ,  $R_{17}C_{24}$  in earlier stages, are necessary to minimize harmonic distortion caused by audio harmonics generated in the output stage and fed back to earlier a.f. and pre-detector stages. Each output transistor handles one half of each cycle of input signal; thus the collector current of the output stage includes two pulses for each cycle of input signal. In other words the collector current has a strong second-harmonic component of the signal frequency. This generates across the internal resistance of the battery a voltage which amplitude-modulates the supply to the earlier stages of the receiver, causing harmonic distortion. Even with a new battery the internal resistance is sufficient to cause noticeable distortion and for an old battery the distortion can be severe. The decoupling networks are necessary to minimize distortion due to this cause.

### Automatic Gain Control

The first a.f. stage is coupled to the diode detector by the volume control and coupling capacitor which are arranged to transmit the d.c. component of the diode output to the a.f. stage. This transistor has no source of bias and, in the absence of a signal from the detector, is normally near cut-off, the collector potential being at  $-4.5$  volts with respect to earth. When a signal is tuned-in the negative-going d.c. output of the diode causes the collector current of the transistor to increase and it then amplifies normally. Although this gives a measure of inter-station quieting it was adopted merely for simplicity. The increase in collector current causes the collector potential to fall from the quiescent value. This potential is used as a source of a.g.c. bias by the first i.f. amplifier; thus the first a.f. amplifier acts as a d.c. amplifier for the a.g.c. bias. The emitter of the a.g.c.-controlled i.f. stage is connected to a potential divider across the battery supply which gives an emitter potential of  $-1$  volt approximately. In the absence of a signal the base potential is negative with respect to the emitter potential and the transistor has a collector current nearly 1 mA but when a signal is tuned in the base potential approaches that of the emitter. It cannot equal that of the emitter for if it did so the transistor would be cut off and there would be no i.f. output. Thus the collector potential of the first a.f. stage cannot fall below  $-1$  volt. There is no need for d.c. stabilization because the collector load of  $3.3$  k $\Omega$  limits the collector current to a value of just over 1 mA which gives little collector dissipation.

A.f. feedback is derived from the secondary winding of the output transformer and is injected into the emitter circuit of the first a.f. stage. This feedback is necessary not only to improve the linearity of the a.f. amplifier but also to level the frequency response. The output resistance of the class-B stage is greater than the optimum load and in the absence of feedback the amplifier has a rising high-frequency response similar to that obtained

from a pentode driving a loudspeaker. The emitter resistor of the first a.f. stage must be small for even a value of 20 ohms can cause a noticeable reduction in gain due to current feedback. A value of 4.7 ohms is used. The series resistor  $R_{23}$  determines the overall feedback fraction and the value of this resistor must be chosen with care. To minimize distortion the feedback fraction should be as large as possible but there are two a.f. transformers within the feedback loop and, when more than a particular value of feedback is used, the amplifier goes unstable, usually generating supersonic oscillations. It is therefore desirable to use the lowest value of  $R_{23}$  which gives no danger of instability. The determination of the minimum usable value should be made on a strong signal because this gives maximum gain from the first a.f. stage. If determinations are made on a weak signal the amplifier may go unstable when a strong signal is tuned in. For the particular transistors and transformers used in the author's receiver a value of  $R_{23}$  of 1.8 k $\Omega$  gave complete stability but if different components are used a larger value of  $R_{23}$  may be necessary to avoid instability. Alternatively it may be possible to use a smaller value of  $R_{23}$  without instability.

The input resistance of a common-emitter transistor amplifier is low (approximately 1 k $\Omega$ ) and the design of a preceding detector stage, if capacitively coupled to the amplifier, is particularly difficult. For low distortion operation of a diode detector the ratio of the a.c. resistance of the load to its d.c. resistance should be as high as possible. This requires that the diode load should be small compared with the input resistance of the following amplifier. When this is as low as 1 k $\Omega$  the diode load should ideally be so small to minimize distortion that the diode efficiency is very poor and design of the preceding i.f. coil difficult. Performance can be improved by making the diode load into the volume control for this reduces distortion for all settings except the maximum. However these difficulties can be minimized by d.c. coupling the diode load to the following amplifier and such a coupling is necessary in this receiver to give amplified a.g.c. In fact the diode load used has a value of 10 k $\Omega$  but the a.c. load is larger than the d.c. load over most of the range of the volume control. This is possible partly because of the d.c. coupling and partly because of the negative feedback which increases the a.c. resistance of the first a.f. stage but leaves its d.c. resistance unaffected. A diode load of 10 k $\Omega$  gives reasonable diode efficiency and also gives increased gain compared with that of a circuit using a lower load because the step-down ratio required in the preceding i.f. transformer does not have to be so great.

### I.F. Transformers

In the first part of this article it was explained that the i.f. tuned circuits must be designed as matching transformers and must have high Q values. Pot-type, dust-iron cores were chosen because these readily give the required Q values and in addition give unity coupling between the windings which greatly simplifies calculation of the number of turns required. By using a tuned (secondary) winding of 9/45 Litz wire a Q of nearly 300 is obtainable at 465 kc/s. To resonate with 200 pF, 99 turns are required but silk-covered Litz wire fully

*(Continued on page 343)*

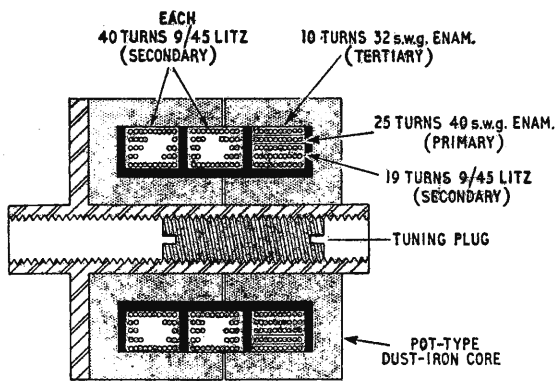


Fig. 3. Winding details of fourth i.f. coil.

occupies all the sections of the former leaving no room for the primary and tertiary windings. However by using 9/45 Litz wire without silk covering† all three windings can be accommodated without difficulty.

The size of the primary and tertiary windings can be calculated in the following manner. The dynamic resistance of the tuned winding is given by  $Q/2\pi fC$  and substituting  $Q = 300$ ,  $f = 465$  kc/s and  $C = 200$  pF gives nearly 480 kΩ. To give the desired working  $Q$  of 100 this is reduced to 1/3rd i.e., 160 kΩ by the damping due to the preceding and following transistors. This is achieved by arranging for the damping due to each of these two sources to amount to 480 kΩ across the secondary winding. This also ensures that the turns ratio of primary to tertiary windings gives correct impedance matching between the output of one transistor and the input of the next. Now the output resistance of the r.f. transistors in the common-emitter arrangement is approximately 30 kΩ and thus the turns ratio between primary and secondary windings must be  $\sqrt{(480/30)} : 1$ , i.e. 4 : 1. The secondary winding has 99 turns and thus the primary must have 25. The damping due to the detector is taken as one half the diode load, i.e., 5 kΩ and the turns ratio between secondary and tertiary windings is  $\sqrt{(480/5)} : 1$ , i.e., approximately 10 : 1. The tertiary winding thus requires 10 turns. The primary winding is of 40 s.w.g. enamelled copper wire and the tertiary is 32 s.w.g. enamelled copper wire although the gauge is unimportant provided the winding can be accommodated on the former. The winding arrangement used is illustrated in Fig. 3 which shows how the primary and tertiary windings are wound over the end of the tuned secondary winding. It is essential that this end of the secondary winding should be earthed. If this precaution is not observed the i.f. coil will show little evidence of resonance and the working  $Q$  value will be very low. Full details of the fourth and other i.f. coils are given at the end of this article. The inductance of the secondary coil can be adjusted by movement of a slug at the centre of the core but the range of adjustment is limited and, even though close-tolerance capacitors may be used across the secondary windings, it sometimes happens that the circuit cannot be brought to resonance at 465 kc/s by adjustment of the slug.

† Supplied in this instance by H. L. Smith & Co. Ltd., 287 Edgware Road, London, W.2.

This can be remedied by adjusting the number of secondary turns but it is easier to adjust the tuning capacitance instead. If the capacitance has to be increased it is usually sufficient to add 10 pF or 20 pF in parallel with the 200 pF capacitor; if the capacitance needs to be decreased a 2,000 pF capacitor can be connected in series with the 200 pF capacitor. The need for capacitance correction is probably connected with the neutralizing circuit.

The collector current of the second i.f. amplifier is stabilized at 1 mA by the potential divider method and the circuit is neutralized by the capacitor  $C_{20}$  connected between the tertiary winding of the final i.f. coil and the base of the transistor. Neutralization is desirable to eliminate the positive feedback which otherwise occurs via the base-collector capacitance. Because the input resistance of the transistor is so low this capacitance may not cause oscillation, but it may affect the symmetry of the i.f. response curve. To offset this internal feedback the neutralizing capacitor must be fed from a source at which i.f. signals are in anti-phase to those at the collector. Thus the connections to the primary and tertiary windings of the fourth i.f. coil must be such that there is phase opposition between the signals at the non-earthly ends. The sense of the windings can usually be found by experiment. If connection of the neutralizing capacitor gives increased gain or oscillation the connections to primary or tertiary windings should be reversed. The value of the neutralizing capacitor can be calculated simply from the ratio of the primary to the tertiary windings and the collector-base capacitance. If the turns ratio were 1 : 1 the neutralizing capacitor should be equal to the collector-base capacitance, say 12 pF. There is, however, a step-down ratio of 2.5 : 1 and the capacitor should hence by  $2.5 \times 12 = 30$  pF. The value is not critical and a fixed capacitor of this value has proved satisfactory.

### First I.F. Amplifier

The circuit of the first i.f. amplifier differs from that of the second because it is controlled from the a.g.c. line. The value of the resistor  $R_s$  should be such that the collector current of the i.f. transistor, in the absence of a signal, is approximately 0.7 mA. If it is made more than this, say 1 mA, automatic gain control is not so effective. The value of the resistor is probably best determined empirically, but it can be calculated in the following manner. If the current gain of the i.f. transistor is 35, the base current for 0.7 mA collector current is 20 μA. In the absence of a signal the voltage across  $R_s$  is 3.0 volts, the base being slightly negative with respect to the emitter potential, say -1 volt and the other end at the decoupled supply voltage for the first i.f. stage say -4 volts. The value of the resistor is thus  $3/(20 \times 10^{-6}) = 150$  kΩ.  $C_{14}$  is included to reduce the amplitude of a.f. signals applied to the base from the first a.f. stage. The i.f. coil coupling the first to the second i.f. amplifier has primary and secondary windings similar to those of the fourth coil but the tertiary winding has only 4 turns; this is necessary because the input resistance of the second i.f. stage is much lower than that of the detector. Thus the value of the neutralizing capacitor for the first i.f. stage is  $12 \times 25/4 = 75$  pF. A 68 pF component has proved satisfactory. It is, of course,

again necessary to obtain a phase reversal between signals at the collector of the first i.f. amplifier and the base of the second i.f. amplifier to secure neutralization. These phase relationships also enter into the negative feedback circuit.

As mentioned in the previous article negative feedback is applied over the final i.f. stage in order to obtain a bandpass characteristic from the third and fourth i.f. coils. The signals at the collector and base of a common-emitter amplifier are in antiphase and such feedback could be achieved very simply by connecting a resistor between the collector and the base of the second i.f. amplifier. However the base circuit is of low resistance and, to obtain the feedback required, the resistor would need to be so small that it would constitute a serious shunt of the collector circuit. In place of the base circuit of the second i.f. amplifier we can use the collector circuit of the first i.f. amplifier and here the resistance level is higher—about 10 k $\Omega$ . The feedback resistor cannot, however, be connected directly between the two collectors because the signals at these two points are in phase, due to one phase reversal between the primary and tertiary windings of the i.f. coil and another between base and collector in the second i.f. amplifier. Instead, the feedback resistor is connected between the collector of the first i.f. amplifier and the tertiary winding of the final i.f. coil, which gives the required phase relationship. The value of the feedback resistor can be determined experimentally using an oscillator and wobulator to display the i.f. response curve or can be calculated in the following way.

The maximum gain theoretically obtainable from the i.f. transistors is 36 dB (about 60). Because of the finite Q values of the i.f. coils this is reduced by 4 dB to 32 dB (40). This is the gain measured between two points of equal resistance such as between collector and collector. Between the collector of the first i.f. stage and the tertiary winding of the second i.f. stage the gain is 40/2.5, i.e. 16. To give 6 dB loss (which corresponds to critical coupling) the step-down ratio of the feedback potentiometer must be equal to the reciprocal of this, i.e. 1/16. The collector circuit has a resistance of 10 k $\Omega$  and the feedback resistor  $R_3$  should be 160 k $\Omega$ .

### Frequency Changer

The bandpass filter between the frequency changer and the first i.f. amplifier is composed of two i.f. coils similar to that used between the first and second i.f. amplifiers. Although the first coil does not need a primary winding and the second does not need a primary winding these windings are nevertheless included to avoid the necessity for four different types of i.f. coil. The two coils forming the bandpass filter are each damped by one transistor only and, if nothing were done about this, the working Q would be 150; moreover the Q of the second i.f. coil would rise to nearly 300 in the presence of a large a.g.c. voltage which removes the damping due to the input of the first i.f. stage. Artificial damping is therefore employed to reduce the working Q values to 100 and this takes the form of 30 k $\Omega$  resistors  $R_4$  and  $R_5$  connected across the primary windings. Top-end capacitance coupling is employed in the bandpass filter and a capacitor of 2.7 pF is suitable.

The frequency changer is a single transistor operating as a combined oscillator and mixer. Optimum

conversion gain occurs with a collector current of 0.7 mA and the potentiometer method is used to stabilize the current at this value. The input signal is applied to the base as in other stages of the receiver and oscillation is obtained by coupling the collector to the emitter circuit. A small inductor is included in the collector circuit and another is included in the emitter circuit. Both inductors are unity coupled to a Litz-wound tuned oscillator coil in another dust-iron, pot-type core. For a tuning capacitor of 500 pF maximum capacitance the number of turns required to cover the medium waveband is 39. With a transistor having a high cut-off frequency such as 8 Mc/s the circuit will oscillate when the emitter coil has only two and the collector coil only five turns, but to permit the use of transistors with lower cut-off frequencies the emitter coil should preferably have three and the collector coil seven turns as given in the coil data.

When the receiver is switched to long waves a 500-pF fixed capacitor  $C_3$  is connected in parallel with the oscillator winding to give oscillation at 665 kc/s. Although the medium-wave performance is not materially affected by using an oscillator coil of solid wire the use of Litz wire brings about a significant improvement in long-wave performance.

### Input Circuit

The input resistance of the frequency changer is approximately 1 k $\Omega$  and a small winding is used to couple the medium-wave tuning coil on the ferrite rod to the base input. 50 turns of 9/45 Litz wire are used for the tuned winding which is wound on a paper sleeve free to slide along the ferrite rod. The position of the coil is located during alignment to give an inductance of approximately 160  $\mu$ H. The Q is nearly 300 and the dynamic resistance at 1 Mc/s is 300 k $\Omega$ . To match this to a 1 k $\Omega$  load requires a turns ratio of  $\sqrt{(300/1)}$ : 1, i.e. 17 : 1. If we assume unity coupling between tuned and coupling windings the latter should have 50/17, i.e. three turns. Experiments with different numbers of turns for the coupling winding confirmed that three turns gives maximum input to the frequency changer. The three turns are wound directly over the earthy end of the tuned winding. It was found that the trimmer capacitors  $C_2$  and  $C_3$  must be of larger capacitance than in a valve receiver and maximum values of 100 pF are desirable. This is presumably because the signal-frequency and oscillator windings are "free", i.e. have no transistor input capacitances directly across them.

The long-wave signal-frequency winding consists of 200 turns of 40 s.w.g. enamelled copper wire close-wound on a paper sleeve mounted on the ferrite rod at the end opposite to that carrying the medium-wave coil. This is tuned by a 220-pF fixed capacitor  $C_3$  and resonance is obtained by sliding the coil along the rod. The number of turns on  $L_1$  and  $L_2$  are so chosen that resonance occurs when the two windings are near the ends of the rod, thus minimizing coupling between them. In practice the inductance of the long-wave coil is approximately 3 mH and the Q approximately 100. At 200 kc/s the dynamic resistance is 400 k $\Omega$  and the matching transformer coupling this winding to the frequency changer needs a turns ratio of 20 : 1. The coupling coil thus consists of ten turns wound directly over the earthy end of the tuned winding. Full details of both ferrite-

## COIL DATA

### 1st, 2nd and 3rd i.f. coils

Core and former: Neosid type 10D

Secondary winding: 99 turns of 9/45 Litz wire without silk covering, 40 turns in first slot, 40 turns in second slot and 19 turns in third slot.

Primary winding: 25 turns of 40 s.w.g. enamelled copper wire wound in third slot on top of secondary winding.

Tertiary winding: Four turns of 32 s.w.g. enamelled copper wire wound in third slot on top of primary winding.

4th i.f. coil. As above except that tertiary winding is ten turns of 32 s.w.g. enamelled copper wire.

### Oscillator coil

Core and former: Neosid type 10D

Tuned winding: 39 turns of 9/45 Litz wire silk covered wound with 20 turns in first slot and 19 in second slot.

Collector winding: seven turns of 32 s.w.g. enamelled copper wire wound in third slot.

Emitter winding: three turns of 32 s.w.g. enamelled copper wire wound in third slot on top of collector winding.

### Medium-wave signal-frequency Coil

Tuned winding: 50 turns of 9/45 Litz wire silk covered close wound on paper sleeve on ferrite rod.

Coupling winding: three turns of 32 s.w.g. enamelled copper wire close-wound over earthy end of tuned winding.

### Long-wave signal-frequency Coil

Tuned winding: 200 turns of 40 s.w.g. enamelled copper wire close-wound on paper sleeve on ferrite rod.

Coupling winding: ten turns of 32 s.w.g. enamelled copper wire close-wound over earthy end of tuned winding.

## FERRITE ROD

8in long. 3/8in diameter. Mullard type FX 1247.

## TRANSFORMERS

Class-B input Belclere type KS-1cYQ-43

R.F. Gilson type WO 929/6

Class-B output Belclere type KS-00cYQ-21

R.F. Gilson type WO 930/6

## TRANSISTORS

Frequency changer XA 102 TK20A

I.F. amplifiers XA 101 TK20A

Detector CG12E

First a.f. amplifier XB 102 TS2

Driver XB 103 TS3

Output XC 101 TJ2

G.E.C.

GET 3

GET 3

## MINIATURE ELECTROLYTIC CAPACITORS

0.1- $\mu$ F 50-volt working T.C.C. type CE68DA

8- $\mu$ F 6-volt working T.C.C. type CE69A

50- $\mu$ F 12-volt working T.C.C. type CE59BE

100- $\mu$ F 6-volt working T.C.C. type CE59AE

rod windings are given at the end of the article.

In choosing a loudspeaker for a receiver of this type, as in so many radio problems, a compromise solution must be accepted. A 12in diameter loudspeaker adequately baffled and supplied with a 300-mW peak input can produce more than sufficient volume to fill a small living room. However, such a loudspeaker can scarcely be used in a portable receiver and a smaller model must be used in practice. Some tests carried out by the author suggest that a 5in diameter loudspeaker is a suitable size for such a receiver. It can be accommodated easily in a cabinet measuring 9in  $\times$  6in  $\times$  4in, such as is required to hold the horizontal 8in ferrite rod and the battery. Such a loudspeaker can provide reasonable volume, and the reproduction does not suffer from such an obvious lack of bass as that from smaller models.

No mechanical details of the receiver are given because it is probable that constructors may prefer to adopt a physical layout to suit any cabinet that they may have, but the following suggestions for mechanical design may be useful. A convenient method of construction is to mount all components, including the ferrite rod and loudspeaker, on a panel of insulating material which is itself mounted vertically in the cabinet near the front. The components should be secured to the rear of the panel to permit convenient adjustment of dust-iron slugs, trimming capacitors and ferrite-rod windings when the panel is in position. A number of tag strips on the panel provide terminations for coil windings and mountings for components and transistors. Some screening may be necessary between the i.f. coils to prevent instability, particularly if the coils are close together; small earthed metal plates between the coils are usually effective in preventing such instability. The ferrite rod should be mounted horizontally near the top of the sheet, as far as possible from conducting objects such as the loudspeaker, and can be supported in two rub-

ber grommets which should be placed at some distance from the ends of the rod so that they do not prevent the coils  $L_1$  and  $L_2$  being moved along the rod during alignment of the receiver. The grommets can be clamped to the panel by U-shaped wires which fit in the grooves but do not form closed loops around the ferrite rod. The ferrite rod should not be close to the i.f. coils or the detector circuit otherwise there is a danger of i.f. instability.

## Heat Dissipation

It was mentioned earlier that precautions to prevent rapid changes in output transistor temperature are desirable and that the mechanical design of the receiver can be arranged to achieve this. The output transistors can be mounted on a small sheet of 16-gauge aluminium clamped to the paxolin sheet, being push fits in holes drilled in the plate and the paxolin. The metal plate can be secured to the panel by the bolts which hold the class-B input and output transformers in position. In this way the transistors can be placed in thermal contact with a mass of metal having sufficient thermal inertia (product of mass and specific heat) to prevent rapid changes in transistor temperature. The circuit includes a number of capacitors of 50- $\mu$ F capacitance but these need only be rated at 6 volts and miniature electrolytic components are available specifically manufactured for use in equipment using transistors. There are also very small 0.1- $\mu$ F, 50-volt electrolytic capacitors. Type numbers of these are given at the end of the article.


The receiver should be aligned in its cabinet and the procedure is as follows. Connect the output of an a.m. signal generator across  $L_1$ , switch the receiver to medium waves and set the generator to give a modulated output at 465 kc/s. Adjust the i.f. coils to give maximum output from the receiver working all the time with a very small

i.f. input to avoid the masking effect of a.g.c. If indication of the output is wanted a meter measuring the collector current of the output stage or of the a.g.c.-controlled i.f. stage can be used. The adjustments are carried out to give maximum collector current in the output stage or minimum current in the i.f. stage. The current changes in the i.f. stage will be rather indeterminate if the input signal is such as to reduce the collector current of this stage to near zero and it is preferable to reduce the output from the signal generator to give a collector current only slightly less than the no-signal value.

Now set the signal generator to 1.6 Mc/s and connect the output to a few turns of wire looped around the ferrite rod near the long-wave coil. Set the receiver tuning capacitor to minimum and tune in the signal by adjustment of  $C_3$ . Set the signal generator to 550 kc/s and the receiver tuning capacitor to maximum and tune in the signal by adjustment of  $L_3$ . Now repeat the adjustments at 1.6 Mc/s and 550 kc/s and continue repeating them until no further adjustment is required. The medium-wave frequency coverage of the receiver is now correct.

Set the signal generator to 1.53 Mc/s and tune in the signal on the receiver. Now adjust  $C_2$  to give maximum output. Set the signal generator to 620 kc/s, tune in the signal on the receiver and slide  $L_1$  along the ferrite rod to give maximum output. Repeat the adjustments at 1.53 Mc/s and 620 kc/s and continue repeating them until no further adjustment is required. The medium-wave alignment is now complete and the paper sleeve of  $L_1$  should be fixed to the ferrite rod.

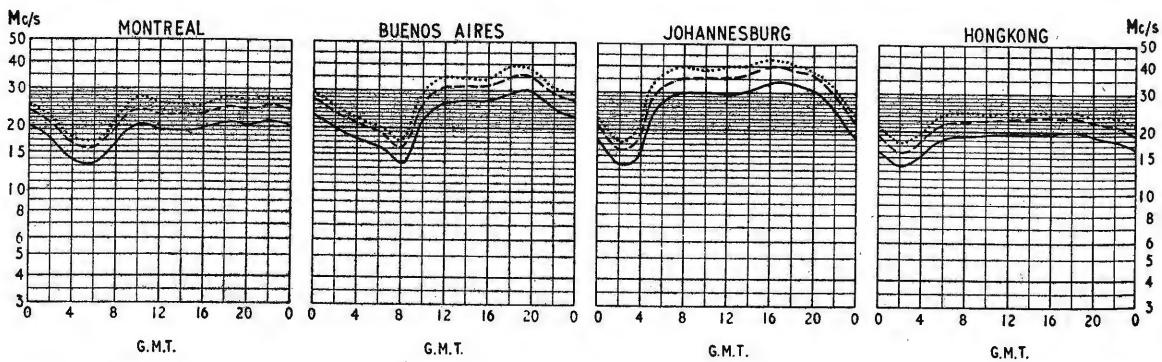
The long-wave alignment is best carried out on the B.B.C. transmission from Droitwich. Switch the receiver to the long waves, tune in the long-wave station and adjust  $L_2$  by sliding the paper sleeve along the rod to give maximum output. Finally secure the sleeve to the rod at the optimum position.



German Radio Telescope nearing completion on Mount Stockert has been constructed under the supervision of Telefunken for the University of Bonn. It will be used for studying radio noise emissions from space, particularly those from interstellar gas on about 21 cm, and also for radar research. The 820-ft paraboloid is steered automatically by servo-mechanisms under the continuous control of co-ordinate computers, and for tracking purposes can move at the rate of 1 degree per second. The receiving equipment has to deal with noise signals which are one or two orders of magnitude below its own noise background. For this a differential measuring technique is used in which a 500-c/s sampling system compares a local signal plus local noise with another local signal plus received noise and local noise. Full details are given in Telefunken Zeitung for September, 1956.

## SHORT-WAVE CONDITIONS

Prediction for July



THE full curves given here indicate the highest frequencies likely to be usable at any time of the day or night for reliable communications over four long-distance paths from this country during July.

Broken-line curves give the highest frequencies that will sustain a partial service throughout the same period.

- ..... FREQUENCY BELOW WHICH COMMUNICATION SHOULD BE POSSIBLE FOR 25% OF THE TOTAL TIME
- - - - PREDICTED AVERAGE MAXIMUM USABLE FREQUENCY
- FREQUENCY BELOW WHICH COMMUNICATION SHOULD BE POSSIBLE ON ALL UNDISTURBED DAYS



# LETTERS TO THE EDITOR

*The Editor does not necessarily endorse the opinions expressed by his correspondents*

## "Off the Record"

FOR 30 years or so I have been studying *Wireless World* and endeavouring to improve my standards of domestic reproduction thereby; and for some time now my ears, even with the merciful filtering of the falling top response of age, have convinced me that the present L.P. disc is not a suitable medium for the repeated reproduction of a piece of good music. Having learnt in the last two issues of your journal some of the reasons why, I am disconcerted to read in your June editorial that we should, after all, be well satisfied.

This leader seems to waver a little towards the end; for the sake of a valuable emotional experience we can, you aver, accept even a severe degree of harmonic distortion.\* This may well be true for one or two hearings, but after a few repeats severe harmonic distortion becomes like a raging toothache, destructive of all pleasure and enjoyment. To record Toscanini's *Eroica* was a service to posterity, but it has not, in my opinion, resulted in something that the average music lover can continue to play with any enjoyment.

We all owe the gramophone companies a great deal for the cultural standards they have maintained, but much of the gramophone Press these days suggests a mutual admiration society; if *W.W.* join the chorus the improvement necessary for our happiness may be needlessly delayed.

Tape quality appears to be comparable to that of a good f.m. broadcast, whilst this latter is beyond question much superior to that of the disc. Here surely is a challenge that the gramophone must meet.

Felixstowe.

L. E. SMITH.

[\* We did not advocate the voluntary acceptance of audible distortion; our point was that in some circumstances it introduces no incongruity and passes unnoticed.—Ed.]

WHILE it may sometimes be desirable to "edit" orchestral and choral performances for recording purposes, Mr. Salter's suggestion, recorded in your report last month of the National Gramophone Conference, that it is legitimate to use the volume control to fade a choir in a manner incapable of performance by any existing choir is surely appalling; once such practices are established, where will they end?

If this is reasonable, it is equally so, for instance, to adjust tape speed and choir tempo so that the sopranos appear to produce an impossibly high note, or use the tone controls to produce from an orchestra sounds that no instrument ever created; there is no limit to the ways in which such practices can spread.

Already, I understand, top notes sung by someone else have been dubbed into performances by popular but fading singers. Such records may be interesting stunts, but their artistic level is that of the *Dogs' Chorus*.

Richmond.

BARRY J. DAVIS.

## Television Coverage

A LOGICAL method of dealing with the situation complained of by T. Payne in your June issue is the use of a wired method of distribution.

Television relay systems employing carrier technique and "amplified aerial" networks enable many thousands of licence-holders to obtain satisfactory viewing in areas where B.B.C. and I.T.A. field strengths are low, by reason of their distance from the transmitters and the shadow effect of high ground. Correspondingly, in towns where field strengths are high, a master receiving station with carefully designed aerial arrays can eliminate reflections and can feed satisfactory signals over a cable network to subscribers' homes.

In addition to the reason already mentioned, wired distribution will surely achieve increasing importance owing to the lack of channels in the TV frequency spectrum. Already in Southern England we experience interference with I.T.A. transmissions on channel 9 by the Winter Hill transmitter, which is also, of course, on channel 9. The problem is not likely to become easier and one can therefore envisage the time when many programmes will be transmitted over long-distance cable links to central amplifier stations in all the larger towns and then distributed by means of wired systems.

Portslade-by-Sea, Sussex.

D. C. BOND.

## Colour Television

REGARDING reports of the disappointingly slow development of colour television in U.S.A., I would like to make the following comments.

I have seen colour transmissions during the last few months in Chicago and New York, and although technically the pictures were reasonably good, one is left with a vague impression of something lacking. During a visit to station WNBQ in Chicago I spoke to a few people who were watching a colour programme and their reactions, to put it mildly, were far from enthusiastic.

In order to test a theory I had regarding this inexplicable lack of interest by the general public, I made the following experiment. A number of friends were invited to see some home movies in colour then in black and white. The size of the projected picture was then varied at intervals from about one foot in width to six feet. I then asked each viewer: "What would be the minimum size of picture that you would tolerate for ordinary home viewing?" The results were interesting. With black and white film the answers ranged from one to two feet, while with colour, the answers were from three to four feet. This might indicate the key to the problem of general apathy to colour television. It would seem that a larger screen is the answer.

Now, in U.S.A. and Canada, about 90 per cent of receivers are 21-inch with the 24- and 29-inch screens slowly pulling up. I suggest that the sales of colour receivers will start climbing rapidly if and when screens of 30 to 40 inches, or even larger, can be used.

I disagree completely with the contention that the high price is a deterring factor. On the contrary I believe that sales would start shooting up even if the price was as high as three times that of the black and white receiver.

SIDNEY GOULD.

Montreal.

# News from the Industry

**G.E.C.** has been awarded a £25,000 contract by the Ministry of Supply for the supply of Government versions of the Z77 screened pentode. The contract calls for "fully-reliable" valves for operation under arduous conditions of mechanical shock and vibration.

**Marine f.m. radio-telephone** equipment manufactured by Storno, a division of the Great Northern Telegraph Company, of Denmark, is being marketed in this country and in many British territories overseas by Cossor Communications Company. As announced in our last issue the first British f.m. radio-telephone station has been opened in the Clyde estuary.

**Fret Fabric.**—Simpson & Godlee, textile manufacturers of 30 Princess Street, Manchester 1, have produced a loudspeaker fret fabric which is marketed under the Company's brand name of Simplan. It is a rigid open-weave fibre fabric which, it is claimed, is unaffected by heat up to 220 degree F.

A polythene film sleeve produced by British Cellophane, Ltd., is now used by the B.B.C. to protect the long-playing records for its transcription service to overseas broadcasting organizations. The film, which forms a lining to the normal paper sleeve, leaves the "title circle" in the centre visible, and when sealed provides a completely dust-proof cover.

**Polythene self-adhesive tape** for electrical insulating purposes is now being marketed by the Industrial Sellotape Division of Gordon and Gotch, 8-10 Paul Street, London, E.C.2.

"Visqueen," polythene film covers, supplied by the Paper Goods Manufacturing Co. are now being used by Murphy Radio in the packing of a number of their television sets.

**Ekco Electronics, Ltd.**, are supplying three auto-standardization nucleonic "substance" gauges to the Bowater Organization. Two of the gauges are being installed on paper machines at the Sittingbourne and Kemsley Divisions, and the third will be used by the Research Division.

**Rhoden Partners, Ltd.**, of 51, North Row, London, W.1, provide a service for the design and development of specialized manufacturing equipment. They are not themselves manufacturers, but will undertake the design of new equipment or modifications to existing assembly lines necessitated by the introduction of, for instance, printed circuitry.

**British Relay Wireless** installed a closed-circuit television system in the Imperial College of Science and Technology, Kensington, so that the ceremony of unveiling a memorial plaque by H.M. The Queen Mother, could be seen by staff and students in the various buildings comprising the College. Some 30 monitors were used.

**Coastal Radio, Ltd.**, announce that their new Stentor/Comet radio-telephone (Type 290), designed primarily for fishing vessels, small cargo ships and yachts, is now in production. Type approved by the G.P.O. for "voluntary fitted" ships up to 500 tons gross, the 50-watt transmitter can be supplied to operate on either 5 or 8 crystal-controlled frequencies between 1,600 and 3,700 kc/s. It provides for either simplex or duplex operation. The receiver covers the long- and medium-wave broadcasting bands in addition to the small craft radio-telephone band.

**Eleseo Electronics, Ltd.**, of Glasgow, associates of Land, Speight & Co., have appointed J. Grenville Robertson as technical sales manager in succession to W. O. Buchanan who has gone to Stow College. Mr. Robertson was for many years with the English Electric Company.

## EXPORT NEWS


**Overseas Markets.**—The U.S.A. was the biggest purchaser of British radio equipment last year. Its imports totalled over £3.2M of which about 75 per cent was sound reproducing equipment. Australia was second with nearly £3M worth, and the Netherlands third (£2.8M). An analysis prepared by the Radio Industry Council shows that 38.8 per cent of our £40M worth of exported equipment went to British Commonwealth countries, 38.6 per cent to Europe, and 9.6 per cent to North America.

**Surveillance radar** (Type CR21) is to be installed by Cossor Radar and Electronics, Ltd., for the Australian Ministry of Civil Aviation at the Sydney and Melbourne airports.

**Rediffusion.**—A wire-distribution television service has been introduced by Rediffusion in Hong Kong where they have operated a sound service since 1949. The British 405-line standards are employed. The vision carrier frequency is 4.95Mc/s, sound being distributed at a.f. over the same network. A studio equipped with five camera chains and three film scanners has been set up.

**G.E.C.-Fielding** r.f. edge-gluing equipment for making up panels from strips of wood has been supplied to Russia. Except for the application of the glue to the strips before assembly the whole process is automatic.

"**Elletra II**," the radio research and demonstration vessel of the Marconi Marine Company, is completing a six-week tour of Continental ports.



**F.M./A.M. CAR RADIO.**—The new Philips a.m./f.m. car radio (including loudspeaker, power supply and suppression equipment), believed to be the first of its kind in England, employs seven valves (+rectifier) for long, medium and f.m. wavebands. There is also an outlet socket for operating the 'Philishave' electric shaver. Philips have found an ordinary car aerial (preferably about 40 in long) satisfactory for use with this set. The price is 49 guineas including purchase tax.



**PROTECTION FOR C.R. TUBES.**—A new packing method, devised jointly by Venesta and Evans Bellhouse, uses a plywood outer barrel with an inner protective packing of wood-wool, suitably impregnated and moulded to shape.

Multi-channel R/T equipment is being supplied by Pye Telecommunications to the Socony Mobil Oil Company, of Venezuela. It will link the company's head offices in Anaco and an oil field at Guico, 25 miles away. The f.m. system, which will be linked into the public telephone service, will provide six channels over one pair of carriers.

**Telegraph Equipment for Turkey.**—Thirty-three telegraph distortion measuring sets, for the detection of faults and distortion on line and radio teleprinter circuits, are being supplied by Automatic Telephone & Electric Company to Societa Tel-ettra, of Milan, for installation in Turkey.

## CLUB NEWS

**Birmingham.**—Slot beam aerials will be demonstrated to members of the Midland Amateur Radio Society by B. Sykes (G2HCG) of J. Beam Aerials, Ltd., at the club meeting on July 16th. Meetings are held at 7.30 in the Midland Institute, Paradise Street. Sec.: C. J. Haycock (G3JJD), 360, Portland Road, Birmingham 17.

**Nottingham.**—The Amateur Radio Club of Nottingham (G3EKW) meets each Tuesday at 7.15 at Woodthorpe House, Mansfield Road. Present activities include the building of transmitting and receiving equipment and the provision of slow Morse practice periods both in the club room and, at weekends, over the air. Sec.: F. V. Farnsworth, 32, Harrow Road, West Bridgford, Nottingham.

**Downham.**—Preparations are in hand by the Ravensbourne Amateur Radio Club to conduct a radio course

**Marine R/T.**—The new 500-ton port tender, the *Salam*, being fitted out in Dartmouth for the Government of Zanzibar, will be equipped by Woodsons, of Aberdeen, with their "Clipper" radio-telephone and d.f. unit.

## WORKS EXPANSION

**Electrothermal Engineering, Ltd.**, of 270 Neville Road, London, E.7, have taken over a factory in South-end, Essex. The additional 10,000 square feet of manufacturing space will be used by the components section and industrial heating division.

**Venner Accumulators, Ltd.**, which formerly occupied a section of the main Venner factory on the Kingston By-Pass, have now taken over a whole floor (6,000 square feet) of a new building on the same site.

**Electronics Division of Gresham Transformers, Ltd.**, of Hanworth, Middlesex, has been transferred to Lion Works, Hanworth Trading Estate, Feltham, Middlesex. (Tel.: Feltham 6661.)

## NEW ADDRESSES

**Burne-Jones**, manufacturers of radio and electronic equipment, have moved from south-east London to Sunningdale Road, Cheam, Surrey. (Tel.: Fairlands 8866.)

**Communication Systems, Ltd.**, a member of the A.T. and E. group, has transferred its Bristol office and maintenance depot to Strowger House, 2, St. Paul's Road. (Tel.: Bristol 33088-9.)

**Marconi Marine's** Northern Ireland depot is now at Marconi House, Corporation Square, Belfast.

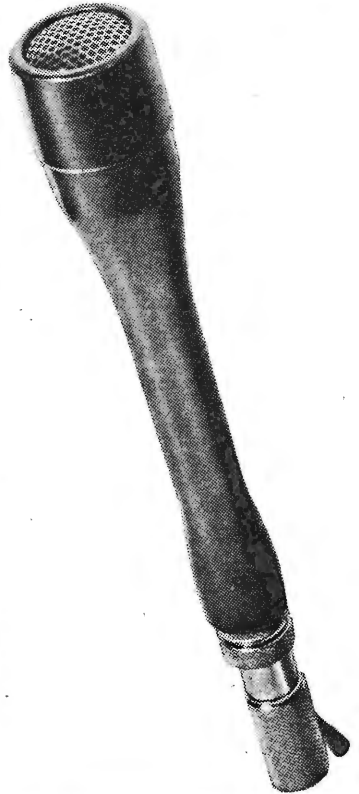
for beginners in September. One member of the club has obtained his amateur TV transmitting licence (G3LNT/T). The club meets each Wednesday at 8.0 in the Science Room, Durham Hill School, Downham, Kent. Sec.: J. H. F. Wilshaw, 4, Station Road, Bromley, Kent.

**Sidcup.**—The next meeting of the Cray Valley Radio Club will be held on the publication date of this issue, June 25th, at 8.0 at the Station Hotel, Sidcup. A film lecture will be given by Mullah. Sec.: S. W. Coursey (G3JJC), 49, Dulverton Road, London, S.E.9.

**British Two-Call Club.**—The new president of this club, membership of which is limited to those who have held an overseas call sign and one in this country, is K. E. S. Ellis (G5KW) and the vice-president Jack Cooper (G3DPS). Sec.: G. V. Haylock (G2DHV), 63, Lewisham Hill, London, S.E.13.

new

**TRIX**  
DYNAMIC  
MICROPHONE



THE MICROPHONE ILLUSTRATED is our new type G7850, a dynamic microphone of outstanding contemporary design. It is finished in bronze black, carries a ring-locking plug connector and is suitable for hand and stand use. Owing to its exceptional top response characteristic, it gives particularly good reproduction of speech and this, allied to its distinguished looks, will make it a welcome and handsome addition to our range of Sound Reproducing Equipment. (Dimensions: Head diam. 1½ in.; Overall length 8½ in.)

Price: 15 gns.

Please write for full details of our complete range of Sound Reproducing Equipment.

a product of

**TRIX ELECTRICAL COMPANY LTD.**

1-5 Maple Place, Tottenham Court Road,  
London W. 1

Tel: MUSEum 5817 Grams: Trixadio Wesdo London

P277

# RANDOM RADIATIONS

By "DIALLIST"

## Higher and Higher?

TO MY way of thinking, at any rate, the future of sound broadcasting doesn't lie on the long or the medium waves. Some people hold that sound broadcasting hasn't much of a future anyhow, believing that it will eventually be entirely superseded by television. But I can't agree with that, for some things such as concerts are probably more pleasing if they're heard without being seen as well—unless of course you have a professional interest and want to watch the conductor and the technique of the players. I've an idea that sound broadcasting will go on for a long time to come and that f.m. services on Band II, or on even higher frequencies will gradually replace most of the present long- and medium-wave a.m. systems. Both of these bands are subject to atmospheric interference and are so badly overcrowded that mutual interference between stations is rife. Worst of all, the very narrow channels which must of necessity be used make really high quality out of the question.

## What of TV?

What I feel about television is that it too should begin to look to the higher frequencies of Bands IV and V. When the Television Committee produced its report towards the end

of the war one of its recommendations was, if you remember, that efforts should be made to develop a system of the order of 1,000 lines, the present 405-line system being carried on as well for some years. Why shouldn't we do that by continuing the B.B.C. and I.T.A. services as they are and by gradually building up services at least as good as the French with its 819 lines on the higher frequencies? The cost should not be enormous, for the same programmes could be sent out by both the 405-line and the 1000-line (let's call it that for convenience) services. If 1000-line cameras were used in all studios, conversion to 405 lines for the Band I and Band III services could be made by the methods now used for the Eurovision programmes. No receivers would be rendered obsolete and the purchase of 1000-line sets would be purely a matter of choice.

## The Interference Problem

Then there's the business of interference, which in many places is now so severe that there's little pleasure in viewing. Would not that caused by motor vehicle ignition systems and by electrically driven machinery be less troublesome on the higher frequencies? And interference radiated by other receivers? The greater field-strengths for the higher

frequencies tolerated in the standards accepted by both British and American set manufacturers suggest that it would be reduced. And there are two other interference problems associated with Band I. The first is that of mutual interference between stations at a considerable distance from one another: Norwich disturbs the Liège pictures, unless its power is kept quite low, and viewers living on or near the south and south-west coasts know what a nuisance the Caen station can be. These may be "freak" effects due to sunspot activity; we shall know in a few years time as the maximum period is left behind. But there's nothing freakish about the second bit of bother, patterning caused by f.m. sound transmissions from the same aerial mast. The use of much higher frequencies for television should mean shorter ranges and therefore less risk of interstation interference and I've an idea that it should be possible to eliminate the patterning mentioned by the very careful choice of each station's TV frequencies.

## Measuring by Wireless Waves

THE degree of accuracy with which distances can be measured by radar, by the Tellurometer and other methods making use of radio waves, must depend, when you come to think of it, on two things. You must know the precise speed of radio waves through air and you must be able to time a particular journey that they make correctly to a tiny fraction of a microsecond. The speed of radio and light waves has been investigated many times, but no two investigations have so far produced exactly the same answer. The differences are minute; still they are differences and I am tempted to wonder whether the speed does in fact remain always fixed and unchanging. With modern apparatus times can be measured with an accuracy better than 10<sup>-9</sup> second. Then even if there is a minute variation in the speed of wireless waves and a similarly minute error in the timing, surveyors and geographers can now pin-point positions to within a few centimetres at the very outside. But do things on the surface of this earth of ours stay



## "WIRELESS WORLD" PUBLICATIONS

	Net Price	By Post
ABACS OR NOMOGRAMS: A. Glet. Translated from the French by H. D. Phippen and J. W. Head ...	35/-	35/10
TELEVISION RECEIVING EQUIPMENT. W. T. Cocking, M.I.E.E. 4th Edition ...	30/-	31/6
FOUNDATIONS OF WIRELESS. M. G. Scroggie, B.Sc., M.I.E.E. 6th Edition ...	12/6	13/6
WIRELESS SERVICING MANUAL. W. T. Cocking, M.I.E.E. 9th Edition ...	17/6	18/6
RADIO VALVE DATA: Characteristics of over 2,500 Valves, Transistors and C.R. Tubes. Compiled by <i>Wireless World</i> ...	5/-	5/7
SECOND THOUGHTS ON RADIO THEORY. "Cathode Ray" of <i>Wireless World</i> ...	25/-	26/2
RADIO LABORATORY HANDBOOK. M. G. Scroggie, B.Sc., M.I.E.E. 6th Edition ...	25/-	26/6
ELECTRONIC COMPUTERS: Principles and Applications Edited by T. E. Ivall ...	25/-	25/9
THE OSCILLOSCOPE AT WORK. A. Haas and R. W. Hallows, M.A. (Cantab.), M.I.E.E. ...	15/-	15/10
TRANSISTORS: Circuits and Servicing. B. R. Bettridge ...	2/6	2/8

A complete list of books is available on application

Obtainable from all leading booksellers or from

ILIFFE & SONS LTD., Dorset House, Stamford Street, London, S.E.1


exactly put? It doesn't seem impossible that there should be very small tidal movements in the land, as well as the vastly greater ones in the sea. It wouldn't surprise me if as time goes on it's discovered that no point on earth has an immutably fixed position. Is there geographical as well as TV spot-wobble?

### *X-rays from the Sun*

THE Geophysical Year, which starts on July 1st, is bound to increase to an important extent our knowledge of the long-distance propagation of wireless waves. One rather surprising discovery has already been made on the other side of the Atlantic during experimental tests of rocket-borne instruments. This is that at times of great solar activity, and particularly when flares occur, X-rays from the sun penetrate the upper layers of the atmosphere. Measurements so far made at heights up to 60 miles show that a few minutes after the appearance of even a small flare the quantity of X-radiation received may be sufficient to double the electron density at such altitudes. It is suggested that further observations at greater heights may show that this solar X-radiation is responsible for fading and black-outs on the short waves. It may, in fact, turn the Heaviside and Appleton layers temporarily into absorbers instead of reflectors of wireless waves. It has, of course, long been known that radiation from the sun was responsible for interrupting long-distance communications; but, so far as I know, it hadn't been discovered that this included any appreciable amount of X-rays.

### *Useful in the Workshop*

DO YOU, I wonder, know and use that very useful piece of workshop equipment, the file card? The name at first glance might suggest something for office use; actually it's an array of claw-shaped thin steel wires mounted on a stout cloth backing and is used in the textile industry for "carding" wool. Most of us have an aversion from using good files on soft metals for fear of clogging them up. If you have a file card and use it, there's no need to worry. The claws soon clean away any bits of soft metal and leave the teeth of the file clean and sharp. File card can be bought from most ironmongers by the piece from which a strip is cut and fastened by screws to a flat piece of wood. Besides its main use it is very effective for cleaning the cutter wheel of your cigarette lighter.




## Electronic components FOR ALL INDUSTRIES

(RESEARCH)

Used in the thousands of sensitive instruments which today control the processes of modern industry, BULGIN electronic components are helping to overcome problems in the industrial and scientific fields, and are faithfully serving the majority of the Country's greatest organisations. The Bulgin research department and its manufacturing units with their unique skills and experience build good electronic components upon which you can depend. Over 10,000 different components are available.

★ For full details of Bulgin Components send for fully illustrated Catalogue 196/WW (free to trade letter-heading or order).



THE HOUSE OF  
**BULGIN**

A. F. BULGIN & CO., LTD.



BARKING, ESSEX.

Tel.: RIPPleway 5588

MANUFACTURERS OF RADIO AND ELECTRONIC COMPONENTS


## Horseless-Carriage TV

I FULLY agree with "Diallist's" complaint (June issue) about the difficulties of viewing in comfort because of the insufficient height of the screen in a console TV set. I tried to solve this problem years ago by building my own set into a disused grandfather clock case, the screen being where the dial is normally.

The screen was then much too high but I corrected this by buying a couple of dentist's chairs for Mrs. Free Grid and myself. These enabled us to tilt ourselves into a comfortable viewing position. However, Mrs. Free Grid took a strong dislike to this arrangement, as sitting in the dreaded chair brought painful memories to her which became unbearably realistic whenever a screeching soprano appeared on the screen.

The truth of the matter is that both "Diallist" and I have failed to realize that TV is now emerging from its "horseless carriage" era. Console and table receivers have served their purpose and it is time that we consigned them to the dustbin. TV sets—and sound-radio ones too—must go to the wall; in other words they must be built-in.

For rooms in the smaller type of house this is a necessity, while even in the largest rooms it is a great convenience. It may be objected that TV tubes are too long, and that my idea would mean that the tail of the tube would stick out of the wall into the adjoining room. Even if that were so, of course, it could at least be used as a support for a picture but in actual fact the full-size tube is on its way out. The set of the future will be of the projection type using a miniature c.r.t. Thus the set and its tube will be built into one wall of the room and the screen in the opposite wall, the beam being shot above the heads of the viewers.



Viewing in comfort

For sound broadcasting, a built-in set would be ideal as the loudspeaker could do double duty, the two sides of the diaphragm feeding the programme into rooms on both sides of the wall, which would act as a perfect baffle.

## The Radiotherm

IN the March issue I mentioned that I was thinking of discarding my electric blanket in favour of the electronic-cooking technique of keeping myself warm in bed.

I really thought I was on to something entirely original, but I have received a very interesting letter from a medical pundit of Portsmouth, who tells me that there is nothing new in my idea of torso toasting by electronic means. His own experience of it dates back to the early part of the war. I am reminded, too, that the correct name of the apparatus used is radiotherm and not torsothermer, as I suggested.

I dare say many of you have heard of the treatment of certain diseases of the central nervous system by means of an artificial fever. In 1917 it was done by injecting the patient with malaria, but later an electrically heated cabinet was used to raise the patient's temperature. Eventually electronic means were used, the patient's temperature being raised by induction of r.f. currents in his body, care being taken not to devil his kidneys or parboil his pancreas.

Whether he intended to do so or not, my medical correspondent has put me off the whole business, and I shall stick to my electric blanket.

## Decibel Dousing

FROM time to time I have protested in these columns about the reprehensible practice of the B.B.C. of switching over from a quiet item like "Mrs. Dale's Diary" to Sousa in full blast without any apparent effort on the part of the control-room engineer to even things out.

If we adjust our volume control so that Mrs. Dale's voice is at a pleasant conversational level we are nearly blasted out of our seats when Sousa is let loose on us. Then, having jumped up and softened Sousa the announcer is barely audible when he tells us about the next item. Whenever I have protested, however, I have been assailed on all sides by those readers of *W.W.* who are music lovers. They point out that the B.B.C. control-room is right and I am wrong, for in real life Mrs. Dale cannot and does not compete with Sousa in the decibel stakes.

I am perfectly well aware that I am a musical Philistine but there are many millions like me and it is

shameful that we should have to be sacrificed to make a Roman holiday for music lovers. Fortunately I have found the ideal way out of the difficulty whereby we can all get what we want rather than what the B.B.C. thinks is good for us.

My idea is based on the American technique, already described in these columns, whereby certain transmitters radiate a special muting signal on another frequency when they are broadcasting interlarded advertisements, which even some Americans find irritating. This signal is picked up by all receivers fitted with the necessary extra apparatus and used to mute the loudspeaker until the advertiser's announcement is ended.

The B.B.C. could easily radiate a similar signal which, by suitable arrangements in the sets of us Philistines, could be used to turn down the wick of our receivers, and so reduce Sousa and his sound-barrier-breaking brass to Mrs. Dale's level. Can you see any snags in my decibel dousing idea?

## Radio Fluologist

CAN any of you tell me why a chimney sweep always seems to describe himself on his signboard as a practical chimney sweep. The O.E.D. tells me that one of the subsidiary meanings of the word practical is best illustrated in the sentence "practical politics is to do what you can and not what you ought."

I can hardly believe, however, that the synthetic negroes who sweep our chimneys read the O.E.D. or have anything in common with Oxford. On the contrary, one of them who has appeared in the news recently is obviously a Cambridge man as he is an outstanding scion of science. He has shown this by equipping himself with mobile radio. His wife operates the H.Q. transmitter and he is able to receive his late orders without returning home.

I naturally suppose that in addition to the main apparatus in his van he carries a battery-operated transmitter-receiver strapped to his person for use when actually at work as he is then in a unique position to employ a really efficient aerial. Obviously he could have his rods specially made as a concentric feeder. These rods would pass through the operating brush and continue on to a simple rod aerial sticking out of the chimney.

Thus he is really entitled to call himself a practical chimney sweep in the fundamental sense of the word. But does he do so? Not on your life, for he describes himself by the new horror-word "fluologist" as do many of those who, unlike himself, have adopted the new vacuum-cleaner method of cleaning our chimneys.



MODEL 7 50 RANGE  
*Universal* **AVOMETER**

**Fifty ranges...**

**in one instrument**


**T**HE wide scope of this multi-range AC/DC

measuring instrument, coupled with its unfailing reliability, simplicity of use and high degree of accuracy, renders it invaluable wherever electrical equipment has to be maintained in constant, trouble-free operation.

It provides 50 ranges of readings on a 5-inch hand calibrated scale fitted with an anti-parallel mirror. Accuracy is within the limits laid down in Section 6 of B.S.S. 89/1954 for 5-inch scale industrial portable instruments. Range selection is effected by means of two electrically interlocked rotary switches. The total resistance of the meter is 500,000 ohms.

The instrument is self-contained, compact and portable, simple to operate, and is protected by an automatic cut-out against damage through inadvertent overload.

Power and Power Factor can be measured in A.C. circuits by means of an external accessory, the Universal AvoMeter Power Factor & Wattage Unit.



List Price  
**£19 : 10s.**

Size 8" x 7½" x 4½"  
Weight 6½ lbs. (including leads)

**...you can depend on**

Illustrated Brochure available on request.



CURRENT		VOLTAGE	
1mA D.C. only		50mV D.C. only	
2 " " "		100 " " "	
5 " A.C. & D.C.		500 " " "	
10 " " "		1V	
50 " " "		5 " A.C. & D.C.	
100 " " "		10 " " "	
500 " " "		50 " " "	
1 A " " "		100 " " "	
5 " " "		200 " " "	
10 " " "		400 " " "	
		500 " " "	
		1,000 " " "	

RESISTANCE	
10,000 ohms	} using internal 1½ volt cell
100,000 " "	
1 Megohm	} using internal 9 volt battery
10 Megohms	
40 " "	} using external source of A.C. or D.C. voltage

CAPACITY	
0.01—20 mFds.	

POWER AND DECIBELS		
Impedance	Power	Decibels 0 = 50W
500 ohms	200 mW	—25 to + 6
5,000 ohms	2W	—15 to + 16
50,000 ohms	200 mW	—25 to + 6

Various accessories are available for extending the wide range of measurements.


Sole Proprietors and Manufacturers—

**THE AUTOMATIC COIL WINDER & ELECTRICAL EQUIPMENT CO., LTD.**

AVOCET HOUSE • 92-96 VAUXHALL BRIDGE ROAD • LONDON • S.W.1.

Telephone: VIctoria 3404 (9 lines)

"A hundred cases in a hurry—it's a job for IMHOFS..."



"We'll get quick delivery and save money into the bargain!"

**OVER 50 STANDARD CASES**  
**only 7 days' delivery!**

Let Imhofs be your case factory—and forget about overheads and production problems. Order cases from a wide range as you require them. Prices start from as low as £2.3.10. See the full range at our showrooms.

A CASE CRISIS? TURN TO IMHOFS. From their range of over 50 standard cases they can supply you in any quantity *ex stock* at only 7 days' notice. Chassis and panels can be supplied, too, punched and drilled to order. And you save money as well as time and trouble! For these strong and beautiful metal cases—produced in quantity on modern equipment—will almost certainly cost you less than you could make them yourself. Whenever it comes to cases . . . racks, consoles . . . leave it to IMHOFS. Write now for catalogues and full details.

**FOR CASES IT'S**

**IMHOFS**

ALFRED IMHOF LIMITED  
 Dept M7 112-116 New Oxford Street, London, WC1  
 Tel: MUSeum 7878

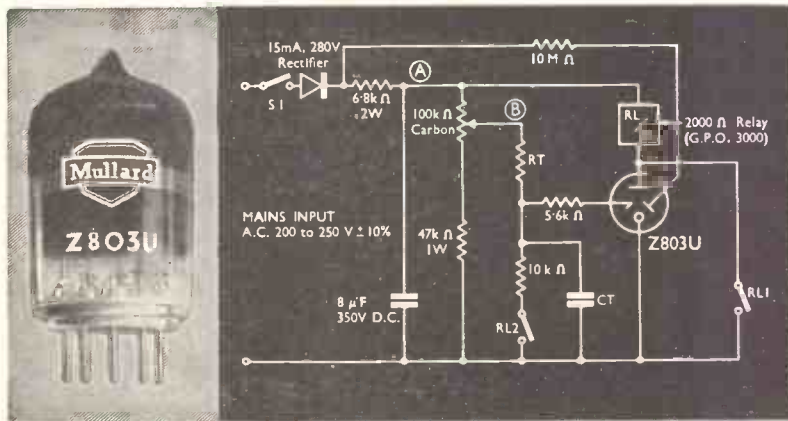
See us at the 12th Annual Electronics Exhibition and Convention, Manchester, 11th-17th July.



# FOR TIMER SIMPLICITY AND ACCURACY

# Z803U

## TRIGGER TUBE



The Z803U trigger tube can be used for a variety of timer, voltage control and general relay applications. It has an extremely stable trigger voltage over a very long operating life and offers the advantages of all Mullard cold cathode tubes—no heater supply requirements, no waiting for “warming up” and good mechanical strength.

Typical of the applications of the Z803U is the simple interval timer described here which can cover the range between 5 seconds and 10 minutes. It may be operated direct from any a.c. mains supply between 200 and 250 volts. To start a timing sequence the mains supply is switched on (S1). The d.c. voltage at point A will then rise, in about 100 milliseconds, to between 184 and 282 volts, the actual level depending on the value of the local mains voltage. The timer capacitor CT will start to charge up through RT, the timer resistor.

When the voltage on CT reaches the critical trigger voltage of the Z803U the tube will fire, pulling in the relay, partially discharging the 8 microfarad smoothing capacitor, and lowering the voltage at A. The relay will self lock on contact RL1 thus extinguishing the Z803U, and the relay current will then be limited by the 6.8 kΩ series resistor. Contact RL2, which should make after RL1, re-sets the timer capacitor to zero volts.

However, the relay drops out only when S1 is opened. A new sequence can then be started on reclosing S1. The 100 kΩ preset potentiometer allows the timing circuit voltage to be set up so as to compensate both for component tolerances and for the value of the local supply voltage. The pre-firing voltage at point B will be about 170 volts.

The values of RT and CT will be set by the required time interval  $T'$ , and can be determined from the fact that  $T' = 1.6 RT.CT$ .

RT should be a high stability resistor, while CT must be a capacitor, with a small power factor, e.g., a paper or plastic film capacitor. All other components are of  $\pm 10\%$  tolerance.



**Mullard**  
COMMUNICATIONS AND  
INDUSTRIAL VALVE DEPARTMENT

MULLARD LIMITED, MULLARD HOUSE, TORRINGTON PLACE, LONDON, W.C.1

## MUTUAL & SELF INDUCTANCE BRIDGE



*Designed for the accurate measurement of either mutual or self inductance and resistance in the range  $0.001\mu\text{H}$  to  $30\text{mH}$  and  $100\mu\Omega$  to  $3000\Omega$  respectively.*

*All measurements are made in the form of a four-terminal network and inductance and resistance of leads and clips are not included in the measurement.*

*Accuracy within  $\pm 1\%$  frequency  $1592\text{c/s}$  ( $\omega = 10\,000$ )*

*Full technical information on this and other 'Cintel' Bridges is available on request.*

## CINEMA TELEVISION LTD

A COMPANY WITHIN THE RANK ORGANISATION LIMITED

WORSLEY BRIDGE ROAD · LONDON · S.E.26  
HITHER GREEN 4600

**SALES AND SERVICING AGENTS:**

Hawnt & Co. Ltd., 59 Moor St., Birmingham 4

Atkins, Robertson & Whiteford Ltd., Industrial Estate, Thornliebank, Glasgow

MacKellan Automation Ltd., 122 Seymour Grove, Old Trafford, Manchester 16




**BICC**

**R.F. CABLES**

If you are designing electronic equipment for radio and television, navigational aids for shipping and aircraft, or controlling impulses for automatic devices, remember there are BICC R.F. cables for every application—guaranteed for efficiency,

economy and long life. For out-of-the-ordinary jobs, BICC can usually develop specialized cables to meet your requirements. Full details of all our standard R.F. cables are contained in Publication TD T 23. We will be pleased to send you a copy on request.

**BRITISH INSULATED CALLENDER'S CABLES LIMITED**  
 21 Bloomsbury Street, London, W.C.1






# COMMUNICATION RECEIVER Type C864

It's NEW—A RECEIVER with an astonishing PERFORMANCE/PRICE RATIO

ALTHOUGH priced at only £120 the AIRMEC COMMUNICATION RECEIVER TYPE C864 has a specification equal to that of many sets selling at double its price. Some of the main features are:—

- Frequency coverage from 15-45 kc/s and 100 kc/s-30 Mc/s.
- Film Scale giving actual Scale length of 4ft. on each frequency range.
- 90 : 1 Slow Motion Drive with logging scale.
- Crystal Calibrator incorporated.
- Frequency setting accuracy better than 1 kc/s.
- Separate Incremental tuning control for use with Crystal Calibrator.
- Double frequency changer circuit.
- Stabilised Local Oscillator H.T. voltages.
- Image rejection over 100 db.
- Exceptionally high sensitivity and signal/noise ratio.
- Variable selectivity.
- S Meter incorporated.
- Very stable B.F.O.
- Muting facilities provided
- Built-in Loudspeaker.
- 2 Watts Output.
- Turret band switching.



**QUICK DELIVERY**

Write now for full details to:-


## AIRMEC LIMITED

HIGH WYCOMBE, BUCKINGHAMSHIRE, ENGLAND


Telephone : High Wycombe 2060.

Cables : Airmec, High Wycombe

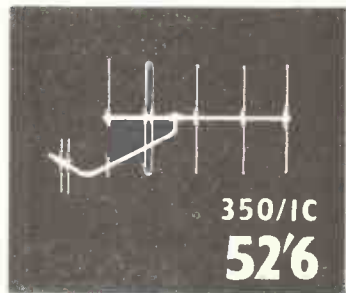
# ANTIFERRENCE aerials



**BAND I** A complete range of Antex (illustrated) Dipole, "H" Fringe and Indoor models is available. Outdoor models can easily be adapted for Band III by adding Band III Grip-on aerials.



**BAND II** Indoor and outdoor models to suit all conditions and to provide the very best results for VHF/FM equipment. Models for fitting to existing TV masts are available.



**BAND III** 3, 5, 8, 10 element and Stacked Arrays for outdoor installation and a comprehensive range of indoor models.

## Specially Designed EXPORT RANGE

Antiferrence offer a specially developed range of competitively priced Television and VHF/FM aerials for export including Horizontally or Vertically Polarised Single or Stacked Yagi Arrays, Broad-Band and All-Band types for International Frequencies including Continental (C.C.I.R.) and American channels. Full details of this specially designed Export Range on request from Export Department, ANTIFERRENCE LIMITED, AYLESBURY, BUCKS.



STANDARD  
**PLUG &  
SOCKET**

R.E.C.M.F. SPECIFICATION.  
Robust and simple to fit.

**PLUG TVP/1  
SOCKET TVS/1**

Both **8<sup>D</sup>** Each



**"Y" BOXES**

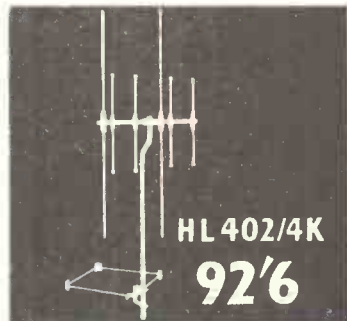
For combining or dividing Band I and Band III Television Aerial down leads.

**Outdoor Model Y.1. — 16'6**

**Indoor Model Y.2. — 12'6**

Now BAND III & HIL-O  
**AUTOMATIC**  
WITH  
*Elik-Mec*  
Far in advance of any  
other form of pre-assembly  
— "klik" and they're fixed!

**HIL-O** 17 models to provide perfect Band I/Band III reception with only one aerial. All incorporate the patented Electronic Coupling exclusive to Antiferrence.



**BICESTER RD.,  
AYLESBURY, BUCKS.**

**THE ANTIFERRENCE GROUP** Antiferrence Ltd., Aylesbury & London • Antiferrence (Canada) Ltd. • Antiferrence (Australia) Pty. Ltd. • Antiferrence Installations Ltd.

Antiferrence Aerials are supplied through Appointed Antiferrence Distributors to all leading Radio and Television Dealers. We regret that we cannot supply direct to members of the public.

*Who'll need  
the next grade? . . .*

The many standard grades of DELARON laminates—each with its characteristics determined for a particular type of job—are like graduates from a college, out in the world and earning their living. Their records are known. Their performance is consistent.

Back in the De La Rue Research Department are the undergraduates in different stages of development. Some are virtual certainties, whose final performance figures are not in doubt. Others, employing new combinations of paper, cotton fabric or glass fibre with new synthetic resins, are more exploratory.

It is *probable* that one of the standard grades of DELARON laminates exactly suits your needs. And if it doesn't? . . .

If it doesn't, then De La Rue will evolve one that does. That's a plain offer, a matter of policy.

*. . . of* **Delaron**  
*by De La Rue*

\*DELARON\* is a registered trade mark

THOMAS DE LA RUE & CO LTD

DEPARTMENT D76 84-86 REGENT STREET LONDON W1

\* *New range of*  
**POWER OSCILLATORS for R.F. HEATING**  
*(Forced air and water cooled)*



\* High Perveance  
 Rugged  
 Specially designed for arduous factory use.

**Forced Air Cooled**

- BR 1124 Power Output 20 kW
- BR 1102 Power Output 55 kW
- BR 1115 Power Output 7 kW
- BR 1121 Power Output 40 kW

**Water Cooled**

- BW 1102 Power Output 55 kW
- BW 1121 Power Output 40 kW

*Full technical data available on request*

**'ENGLISH ELECTRIC'**

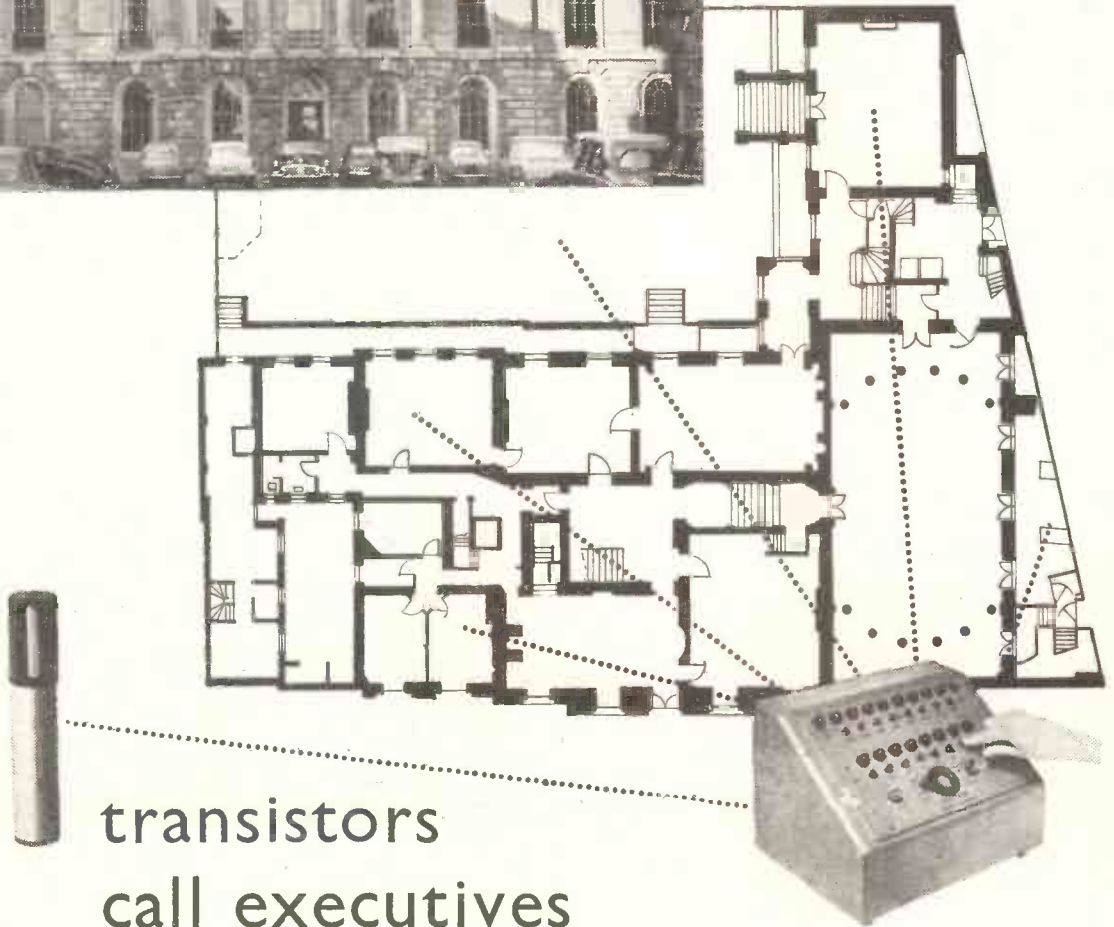
**ENGLISH ELECTRIC VALVE CO. LTD.**



*Chelmsford, England*  
*Telephone: Chelmsford 3491*



STRATFORD HOUSE, LONDON.  
uses MULTITONE personal call



## transistors call executives

At Stratford House, HQ of Birfield Ltd., small pocket transistor receivers call Executives and Staff, wherever they may be, with a quiet, personal buzz. No earpiercing bells, no strident loudspeakers here; instead—the Multitone Personal Call Staff Location System. 'New' and 'unique' are the words for it. A button is pressed on the control panel, a magnetic impulse travels along a loop of wire round the outside of the building, a buzz (and speech if desired) comes from the receiver of the man who's wanted. Nobody else hears a thing.

The most efficient Staff Location System in existence, the Multitone Personal Call is also one of the cheapest to install. It can be used in all sizes and kinds of buildings from big hospitals like St. Thomas', co-parents of the system, (1,660 ft. long by 240 ft. wide, 5 storeys high, using 70 receivers) to smaller buildings like Stratford House (120 ft. long, 40-70 ft. wide, 3 storeys, using 10 receivers). IT COULD BE USED IN YOUR BUILDING.

Write and we'll gladly send you details.

**multitone** personal call **STAFF LOCATION SYSTEM**

Multitone Electric Company Ltd., 12-20 Underwood Street, London, N.1. Tel: Clerkenwell 8022



# NEW EDITION—JUST OUT!


Essential for the

# Radio & Television Engineer

This brand-new work provides in compact form all the information required by ENGINEERS, TECHNICIANS, RADIO AMATEURS, and those engaged in design, maintenance, technical sales, operation and servicing of modern radio and TV transmitting and receiving equipment.

You will find this work invaluable—supplying in an instant the practical data and theory, the formulæ, calculations and technical information you need, and which is often not obtainable without recourse to numerous references. For you, the technician and executive-to-be, it is indispensable.

Seize this opportunity—study it and test it for 7 days, without cost or obligation! **POST COUPON TO-DAY!**



IT'S YOURS

**FREE  
FOR  
7 DAYS**  
*Without  
Obligation!*

**Broadcasting • Communications • Navigation • Servicing • etc.**


**Formulæ and Calculations. Optics and Colour TV. Materials—plastics, metals, printed circuits and printed components, etc. Studios and Equipment—planning, lighting, camera tubes, etc. Broadcasting Transmitters. Communication Transmitters—design, components, call signs, Marine, ground-to-air, mobile, etc. Amateur Radio Equipment—licences, frequencies, H-F transmitter and receiver design, etc. TV Transmitters. R.F. Transmission Lines. Waveguides. Broadcasting Receivers—design, developments, V.H.F., V.H.F./A.M., etc. TV Receiver Design—frequency conversion, channel selection, colour TV, etc. Commercial H.F. Radio Links. Broad-Band Radio Systems. Navigation and Radar. Aero Equipment. Industrial TV. Aerials—fundamentals, vertical rod, inverted L, Loop aerials, V.H.F., Band III, Car aerials, fringe equipment, etc. Valves. C-R Tubes. Transistors. Crystal Diodes. Resistors. Capacitors. Inductors and Transformers. Microphones. Loudspeakers. Interference—causes, etc. Recording. Gramophone Mechanisms. Batteries and Conversion Equipment—dry, storage, charging, vibrators, etc. Sound Reproduction. Measuring and Test Equipment. Radio and TV Installation and Servicing—equipment, alignment, precautions, fault finding, etc. Projection TV—tubes, adjustment, theatre, etc. Quartz Oscillators and Frequency Allocations. Units and Symbols, etc.**

**1,800** pages crammed with information to meet your everyday needs.

**46** main sections, written and compiled by leading authorities.

**2,000** diagrams, tables, standard formulæ, calculations, measurements, etc.

**3,260** cross-referenced index entries enabling wanted information to be found in an instant.



## POST THIS COUPON NOW!

To: George Newnes, Ltd., 66-69 Gt. Queen St., London, W.C.99.

Please send me Newnes RADIO AND TELEVISION ENGINEERS' REFERENCE BOOK without obligation to purchase. I will either return the work within eight days or I will send the first payment of 7s. 6d. eight days after delivery, and 10s. monthly thereafter, until the sum of £3 17s. 6d. has been paid. Cash price within eight days is £3 12s.

Name .....

Address .....

Occupation .....

Your Signature .....

(Or your parent's signature if under 21) **RTRB.1T.**

Place X where it applies	
House	OWNER
Householder	
Living with parents	
Lodging address	

**FREE EXAMINATION**

**NEW**

# DC-to-10 MC 3-INCH OSCILLOSCOPE

## Type 316 PORTABLE



This interesting new instrument combines a dc-to-10 mc passband, high sensitivity and wide sweep range in a handsome container that weighs only 35 pounds and measures only 8½" wide, 12" high and 19½" deep. It offers marked improvements in performance, reliability and accessibility over the popular Type 315D, which it replaces in the Tektronix oscilloscope family.

In spite of its small size, the Type 316 is an excellent laboratory oscilloscope. Compactness can be advantageous there, as well as out in the field. It's as rugged as a light-weight oscilloscope of high precision can be, able to take much more than the normal field environment without a pause in its accurate operation.



Represented in Great Britain by  
**LIVINGSTON LABORATORIES, LTD.**

Retcar Street, London N. 19  
Archway 6251

# Tektronix, Inc.

P. O. Box 831D, Portland 7, Oregon, U.S.A.  
Phone CYpress 2-2611 • Cable TEKTRONIX

TWX-PD 265



## TYPE 316 SPECIFICATIONS

### VERTICAL AMPLIFIER

**Deflection Characteristics**—12 calibrated steps from 0.01 v/div to 50 v/div.  
2 cycles to 9 mc—0.01, 0.02 and 0.05 v/div.  
dc to 10 mc—0.1, 0.2, 0.5, 1, 2, 5, 10, 20 and 50 v/div.  
Continuously variable from 0.01 v/div to 125 v/div.

**Transient Response**—0.035- $\mu$ sec rise-time from 0.1 to 125 v/div, 0.04- $\mu$ sec from 0.01 to 0.1 v/div.

**Signal Delay**—balanced 0.25- $\mu$ sec delay network.

### TIME BASE

**Sweep Range**—22 calibrated steps from 0.2  $\mu$ sec/div to 2 sec/div, continuously variable from 0.2  $\mu$ sec/div to 6 sec/div.

**Magnifier**—accurate 5x magnification, increasing calibrated sweep range to 0.04  $\mu$ sec/div.

**Triggering**—internal, external, line—ac or dc coupled, automatic triggering and high-frequency sync. PRESET or MANUAL stability control for all triggering modes.

### OTHER FEATURES

**1.85-KV Accelerating Potential**—new Tektronix precision 3" cathode-ray tube provides 8-div by 10-div linear viewing area.

**Square-Wave Voltage Calibrator**—0.05 v to 100 v in 11 steps, frequency about 1 kc.

**Electronically-Regulated Power Supplies**

**Warning Indicators for Uncalibrated Settings**

**Size**—8½" wide, 12" high, 19½" overall depth.

**Weight**—35 pounds.

**Type 316** (50 to 60 cycle supply) . . . . . £293.00

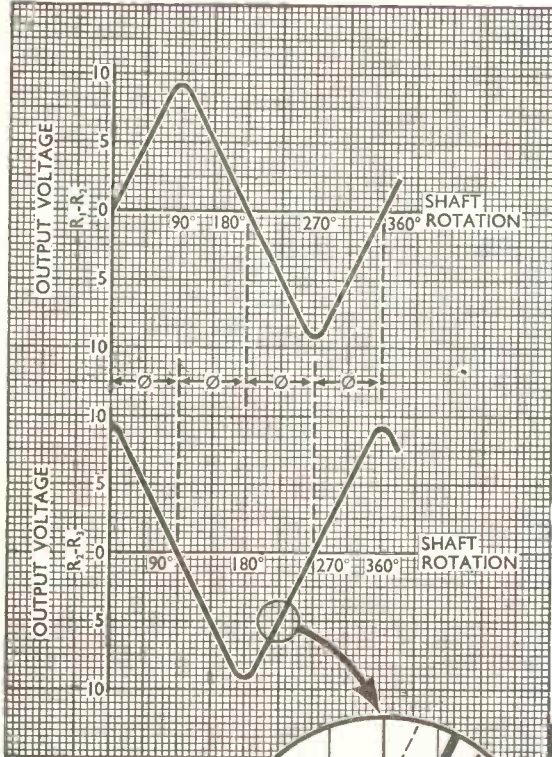
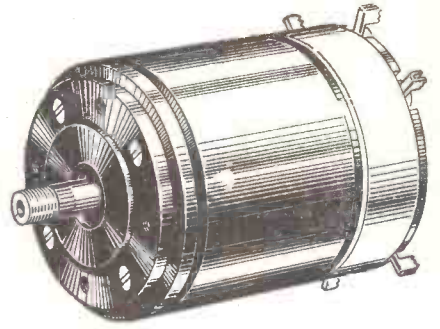
**Type 316-S1** (50 to 800 cycle supply) . . . £307.00

Delivered in England.

The above prices are exclusive of duty.

# A NEW APPROACH...

## The SPERRY 15 VLT Synchro (Variable Linear Transformer)



The Sperry size 15 Variable Linear Transformer gives two output voltages whose amplitudes vary linearly with shaft rotation. It consists of a rotor with two windings at right angles which rotates in a stator having a single winding. If the Synchro is connected as shown, the voltages  $V_{R_1-R_2}$  and  $V_{R_2-R_3}$  vary linearly as shown in the accompanying graphs.

**SUPPLY:** — The unit is designed to work with a 1000 c.p.s. 10-volt signal applied to the stator, but will work at other frequencies including 400 and 50 c.p.s. with suitable adjustment of the signal level.

**TRANSFORMATION RATIO:** — The rotor output voltage, when the stator is excited at 10 volts 1,000 c.p.s., is arranged to rise to 5 volts when the rotor is displaced 45° from a null position. This transformation ratio of 2:1 varies  $\pm 0.2$  per cent between the windings in any one model and  $\pm 0.5$  per cent between models.

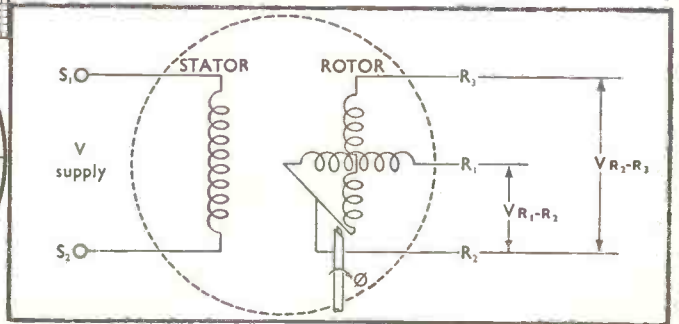
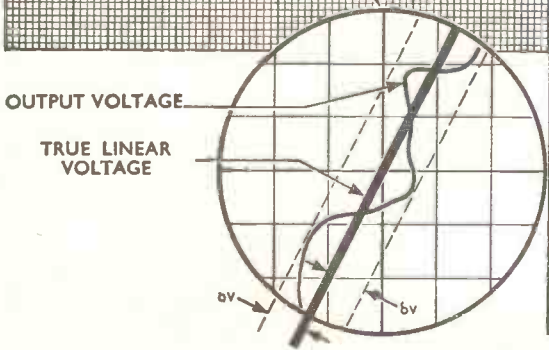
**NULL SPACINGS:** —  $\theta = 90^\circ \pm 4'$

**LINEARITY:** — The rotor output voltage rises linearly from the null position

$\delta = \pm 0.4\%$      $0^\circ - 60^\circ$  displacement  
 $\delta = \pm 0.5\%$      $60^\circ - 75^\circ$  displacement

Expressed as a percentage of the output voltage at  $60^\circ$ .

Linear Synchros offer a new approach to a wide range of computing problems and may also be used for position control and signal modulation.



Advice on their application to your problem is available

# SPERRY SYNCHROS



# MARCONI



**SURVEYED**



**PLANNED**

**LONG-DISTANCE H.F. TELEGRAPH SYSTEMS** High Frequency systems form a major part of world-wide radio telegraph communication services. Marconi's have recently designed new equipment for such systems incorporating the latest electronic developments to save time and labour, reduce operating costs and eliminate faults. The company is unique in the resourcefulness and skill it can bring to the complete engineering of a system from the surveying stage onwards to the maintenance after it has been installed, and the training of the staff to operate it at maximum efficiency.

# COMPLETE COMMUNICATION SYSTEMS — *all the world over*



**INSTALLED**



**MAINTAINED**


**MARCONI'S & A.T.E.** Co-operation between Marconi's and Automatic Telephone and Electric Co. Ltd., now brings together an unrivalled wealth of knowledge and experience for the benefit of all whose work lies in the field of telecommunications.

The Lifeline of Communication is in experienced hands

**MARCONI**  
*Complete Communication Systems*

MARCONI'S WIRELESS TELEGRAPH COMPANY LIMITED, CHELMSFORD, ESSEX






# A Mains Voltage Fluctuation problem in Absorption Analysis

The spectrophotometer employs a particular optical/electronic system in which a light source, photocells and special amplifier play a vital part. Vital, because it is upon their correct performance characteristics that the accuracy of the instrument depends.

*But their correct performance, in turn depends upon a stable supply voltage. How is this achieved?*



A Unicam type SP 600 Spectrophotometer in use with an 'Advance' C.V.T.


## ... straightened out by *Advance*



In the Unicam S.P.600 Spectrophotometer illustrated the tungsten lamp, and valve heaters in the amplifier are supplied from the mains through an 'Advance' Constant Voltage Transformer (seen on the right of photograph). As a result the accuracy of the instrument is unaffected by fluctuating supply voltage.

'Advance' Constant Voltage Transformers provide a.c. voltage stabilisation of  $\pm 1\%$  for input variations of up to  $\pm 15\%$  at maximum load. For power requirements from 4 to 6000 watts, they are automatic and contain no moving parts.

Technical details available in Folder W28 sent on request.



CONSTANT VOLTAGE TRANSFORMERS

**ADVANCE COMPONENTS LIMITED**  
ROEBUCK ROAD · HAINAULT · ILFORD · ESSEX · Telephone: HAINault 4444

# Don't spoil your ship!

In terms of cost the solder content of your products may be negligible. In terms of quality, dependability, *your* reputation, it is all-important. Why not act today? You've only to tell your buyer — "*Switch to Superspeed*" — and you can relax in the knowledge that all your risks are underwritten by the greatest name in soldering history.


## ENTHOVEN

# *Superspeed*

incorporating Enthoven's unique 6-channel stellate core, is unchallenged as the most efficient cored solder wire for general assembly work on radio, television, electronic and telecommunication equipment. But remember, too, that there is an Enthoven solder product for every other engineering and manufacturing application. And Enthoven *always* means the best! If *you* use solder, please write today for the new edition of our brochure

"*Enthoven Solder Products*" — or consult us, quite freely, on your particular problems.

Whenever soldering is discussed, *ENTHOVEN* enters the argument. It's a name that represents 150 years' experience in non-ferrous metals, and an incomparable record in research and development.



# ENTHOVEN SOLDER PRODUCTS

SPECIAL QUALITY PRODUCTION									
COMMERCIAL TYPE NUMBER (AMERICAN & MULLARD)		5636	5718	5840	5899	5902	6021	6205	5896
BRITISH SERVICES TYPE NUMBER		CV 3928	CV 3930	CV 3929	CV 477	CV 4029	CV 3986	—	CV 2698
STANDARD PRODUCTION COMMERCIAL TYPE NUMBER		EF 730	EC 71	EF 732	EF 731	EL 71	ECC 70	EF 734	—
DESCRIPTION		Short Suppressor Base RF Pentode	UHF Triode	RF Pentode	Variable- $\mu$ RF Pentode	AF Output Pentode	Double Triode	RF Pentode	Double Diode
HEATER	Vh (V)	6.3	6.3	6.3	6.3	6.3	6.3	6.3	
	Ih (A)	0.15	0.15	0.15	0.15	0.45	0.3	0.15	
LIMITING VALUES	Va (V)	165	165	165	165	165	165	165	
	Vg2 (V)	155	—	155	155	155	—	155	
	pa (W)	0.55	0.9	0.8	0.75	3.7	0.7	0.8	
	pg2 (W)	0.45	—	0.35	0.35	0.4	—	0.35	
	Ik*(mA)	16.0	22.0	16.5	16.5	50	22.0	16.5	
*CAPACITANCES	cin (pF)	4.0	2.2	4.2	4.3	6.5	2.4	4.2	
	cout (pF)	3.4	0.7	3.4	3.4	7.5	$\pm 0.28$ $\mp 0.32$	3.4	
	ca-gl (pF)	<0.02	1.45	<0.015	<0.015	0.2	1.5	<0.015	
TYPICAL CHARACTERISTICS	Va (V)	100	100	100	100	110	100	100	
	Vg2 (V)	100	—	100	100	110	—	100	
	Rk (ohms)	150	150	150	120	270	150	150	
	Ia (mA)	5.3	8.5	7.5	7.2	30.0	6.5	7.5	
	Ig2 (mA)	4.1	—	2.4	2.0	2.0	—	2.4	
	gm (mA/V)	3.2	5.8	5.0	4.5	4.0	5.4	5.0	
	$\mu$	—	27	—	—	—	35	—	
	ra (k $\Omega$ )	110	4.7	260	260	15	6.5	260	
NOTES		At Ia = <100 $\mu$ A Vg3 = -8V approx.	Pout = 0.9W at f = 500 Mc/s.		At gm = 25 $\mu$ A/V Vg1 = -14V approx.	Pout = 1.0W	Values are for each section except where stated.	This valve is the same as 5840 but with separate g3 connection	

Under development

\* Extremely Rugged


\* Shock Tested

\* Vibration Fatigue Tested

\* 220° C Life Tested

\* Tested to U.S. Mil. Spec.

\* N.A.T.O. Preferred

**5636****5902**

## ABRIDGED DATA

Notes †Section No. 1




‡Section No. 2

\*Capacitances are measured with external shield except for types 5718 and 6021.

For the first time in this country design engineers are offered a comprehensive range of internationally recognised indirectly-heated subminiature valves. With many advantages in small size, weight saving and high mechanical and electrical reliability to Special Quality standards, these valves are widely used by the American and NATO forces.




# Indirectly Heated Subminiature Valves Preferred Range



These Special Quality valves are now becoming available from Mullard under their American type numbers and are tested to U.S. MIL. specifications. The standard production versions are recommended for those applications where full MIL. assessment is not essential. In these applications certain electrical ratings may be increased and reference should be made to the relevant data sheets.

These data sheets and information on all Mullard subminiature valves are freely available on request.



Mullard Ltd.,  
Mullard House, Torrington Place,  
London, W.C.1

MORE BIG NEWS ABOUT

**'Scotch Boy'**

MAGNETIC TAPES

**PRICES  
SLASHED**

**quality still supreme**

27 shillings for a 7" reel (1,200 feet) — that's all that 'SCOTCH BOY' IIIA tape (acetate base) will cost you from 1st July; a saving of 8/-. At this price it is the lowest priced magnetic tape on the British market . . . and the acknowledged superiority of its performance will be maintained!

'SCOTCH BOY' I 50 extra-play tape (polyester base) has come down to 50/- for a 7" reel (1,800 feet), a

saving of 4/-. With its superior polyester base this tape now costs no more than other long-play tapes.

New improved manufacturing techniques have made these important reductions possible. Small-size reels of these two tapes are down proportionately in price.

Remember, whatever your recording need, 'SCOTCH BOY' offers you the widest range in Britain.

**'SCOTCH'  
BOY** TRADE  
MARK

**does the job BETTER!**

PRODUCT OF



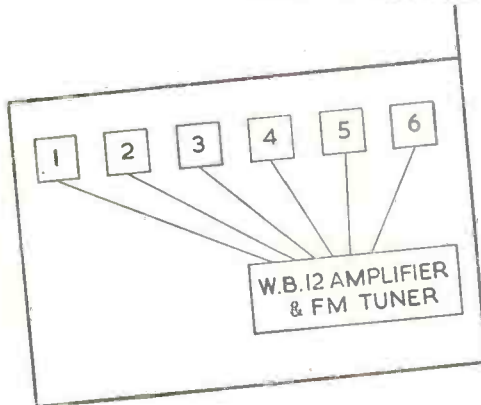
RESEARCH

MINNESOTA MINING & MANUFACTURING COMPANY LIMITED  
167 STRAND, LONDON, W.C.2 and BIRMINGHAM · MANCHESTER · GLASGOW

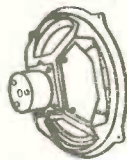
WORLD'S LARGEST MANUFACTURERS OF COATED PRODUCTS

# HIGH FIDELITY AT REALISTIC COST

*— again confirmed by enthusiastic reception at Audio Fair!*



STENTORIAN  
DEMONSTRATION  
ROOM



**Type H.F. 1012**  
10" unit, die cast, 12,000 gauss magnet, cambric cone, 10 watts capacity. 30-14,000 c.p.s. Bass resonance 35 c.p.s. £4.19.9

**Type H.F. 812**  
8" unit, 12,000 gauss magnet, cambric cone, 5 watts capacity. 50-12,000 c.p.s. Bass resonance 65 c.p.s. Die cast chassis. £4.3.6



**Type H.F. 816**  
8" unit, die cast, 16,000 gauss magnet, cambric cone, 6 watts capacity. 50-14,000 c.p.s. Bass resonance 63 c.p.s. £6.17.0

**Type T. 816**  
Special 8" mid-range unit for use with H.F. 1214, 16,000 gauss magnet, 15 watts capacity with 1,500 c.p.s. crossover. Up to 17,000 c.p.s. Impedance 15 ohms. £6.10.0

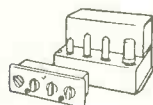


**Type H.F. 1214**  
12" unit, die cast, 14,000 gauss magnet, cambric cone, 15 watts capacity. 25-14,000 c.p.s. Bass resonance 39 c.p.s. £9.15.6

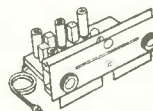
**Type T. 10**  
Tweeter unit, m/c pressure type, 14,000 gauss magnet, 2,000-14,000 c.p.s. 5 watts. Recommended for use with H.F. 1012. £4.4.0



**12" Concentric Duplex**  
Combined bass and tweeter unit with cambric cone and mid-range frequency stabilizers. Handling capacity 15 watts. Frequency response 25 c.p.s. to 17,000 c.p.s. Bass resonance 35 c.p.s. £25.0.0



**Stentorian W.B. 12 Quality Amplifier**  
12 watts low noise input circuit, double triode phase splitter, push-pull output stage giving outstanding reproduction. £25.0.0



**Stentorian VHF/FM Tuner**  
Rock-steady tuning with no drift. Frequency range 87.5-108 Mc/s. Extra-high sensitivity for fringe areas. £25.0.0

**Corner Console**  
26" x 17" x 7½" for use with Stentorian H.F. 812. £5.10.0

**Junior Bass Reflex Corner Console**  
For use with 8" or 10" units with provision for tweeter. 33" x 22½" x 18½". £9.9.0

**Senior Bass Reflex Corner Console**  
For use with 10" or 12" units with provision for tweeter. 35" x 30" x 19". £11.11.0

**Standard Bass Reflex Console**  
For use with 10" or 12" units with provision for tweeter. 32" x 22" x 16". £10.10.0

- 1 STENTORIAN H.F. 1012 in Senior Bass Reflex Corner Cabinet. Price complete £16.10.9
- 2 STENTORIAN H.F. 1012 with T.10 Tweeter, CX.3000 crossover network in Senior Bass Reflex Corner Cabinet. Price complete £22.4.9
- 3 STENTORIAN H.F. 816 in Junior Bass Reflex Corner Cabinet. Price complete £16.6.0
- 4 STENTORIAN H.F. 1214 in Standard Bass Reflex Cabinet with T.816 in Dual Sloping Cabinet and CX.1500 crossover network. Price complete £32.11.3
- 5 STENTORIAN 12" Concentric Duplex. UNIT ONLY. Price £25.0.0
- 6 STENTORIAN H.F. 812 in Corner Console Cabinet. Price complete £9.13.6

For the interest of the thousands of Hi Fi fans who were unable to visit the Audio Fair—and those who—although present—were unable to squeeze into our demonstration room, we give here the details of the Stentorian equipment on show. The High Fidelity loud-speaker systems listed were demonstrated in conjunction with the WB. 12 Amplifier and VHF/FM Tuner which were housed, together with a record player, in a WB. Hi Fi Console Cabinet.


Once again, "hearing was believing", and the enthusiastic appreciation we received was very gratifying. If you are one of those who have still to hear true High Fidelity at realistic cost, ask your usual dealer for a demonstration, or see and hear the complete Stentorian range at our London Showrooms, 109 Kingsway, W.C.2, any Saturday between 9 a.m. and 12 noon.

Illustrated leaflets on all products sent free on request.



# Stentorian

WHITELEY ELECTRICAL RADIO CO. LTD.  
MANSFIELD, NOTTS.



*Photograph by courtesy of Shaw Savill Line*

## **Pye Links Ships on the Clyde with G.P.O. Telephone System**

The first International V.H.F. Public Correspondence Radio-Telephone Station opened on May 6th at Piper Hall on the island of Bute. This station provides facilities for passengers and personnel of ships on the Firth of Clyde to be connected with any telephone subscriber in Great Britain. Test crews of new vessels on trials on the measured mile of Arran will be able to communicate direct with suppliers of equipment, or with shipyards, to arrange immediate replacements or repairs; passengers can make social or business arrangements well in advance of docking; the crews can arrange for supplies and replacements to be awaiting them.


The Clyde station is the first of a series which are to be set up at strategic points on the coastline of Great Britain to take this type of call, because owing to the enormous increase of radio-telephony in yachts and coasters, the main coastal stations have been unable to handle all the resulting calls, which has meant considerable time-lag for urgent business users and occasionally delayed emergency calls.

All the equipment at the Piper Hall station is designed by Pye Engineers to British Post Office specifications. It is the outcome of a three-year engineering programme, which has put Pye V.H.F. A.M. and F.M. equipment in the fore-front of world development. All Pye marine V.H.F. equipment, both fixed and mobile, is designed to meet the new international F.M. marine requirements.



**P Y E L I M I T E D O F C A M B R I D G E .**

*for the  
Professional  
User*



*The* **EDDYSTONE**  
**MODEL 680X**  
**COMMUNICATIONS RECEIVER**

The controls of the Eddystone "680X" receiver are laid out so conveniently that the professional operator quickly "takes" to the receiver and is able to make the most of its extremely good performance. All normal communications facilities are provided:—variable pitch BFO; crystal filter; wide range of selectivity; noise limiter; 600 ohm balanced output. There are two RF and two IF stages, all valves being of Service-approved types. Frequency coverage is continuous from 480 kc/s to 30 Mc/s. Available in table and rack-mounting versions. Robust all-metal construction and suitable for use in any climate. The illustrated brochure gives full particulars and you are cordially invited to write for it.



Manufactured by **STRATTON & CO LTD** Birmingham, 31.

# ELECTRO METHODS

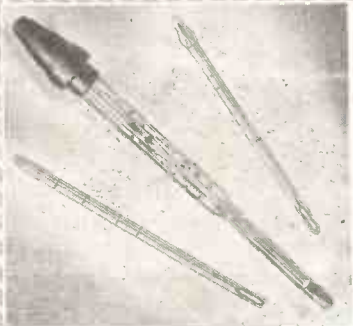
LTD

OF STEVENAGE

BRITAIN'S FOREMOST DESIGNERS

AND MANUFACTURERS OF

## TEMPERATURE AND HUMIDITY CONTROLS



An extensive range of  
CARTRIDGE THERMOSTATS  
and  
CONTACT THERMOMETERS  
always available for  
prompt delivery

\*

SPECIAL TYPES CAN BE DESIGNED  
TO SUIT YOUR NEEDS

\*

Full technical data  
and illustrated leaflets promptly  
forwarded on request



ELECTRO-METHODS LTD. 12-36 CAXTON WAY, STEVENAGE, HERTS. Phone: STEVENAGE 780

# FERRANTI SEALED INSTRUMENTS

COMPLY WITH RCS 231 AND RCL 231



**2" SEALED INSTRUMENT  
TYPE APPROVED**

**2½" AND 3½"  
SEALED INSTRUMENT**





Ferranti sealed instruments comply with the requirements of the Joint Service Radio Components Standardisation Committee. Full Type Approval has been obtained for 2" instruments, Humidity Class H.1 and Temperature Category 40/85.



**FERRANTI LTD · MOSTON · MANCHESTER 10**  
London Office: KERN HOUSE · 36 KINGSWAY · W.C.2

# series 305 relay



## P.O. 3000 RELAY

This Relay is the well known P.O. 3000 Relay and can be supplied with coils wound for standard voltages up to 250 volts D.C.

Contact assemblies are available up to six pole changeover and alternative rivets can be supplied to suit varying duties. The Series 305 Relay can be slugged for make or break action and coils can be vacuum impregnated for tropical and humid conditions.

**Magnetic Devices**  
A.I.D. & A.R.B. approved. **LTD**

**MAGNETIC DEVICES LTD. EXNING ROAD, NEWMARKET, SUFFOLK**  
Telephone : Newmarket 3181/2/3      Telegrams : MAGNETIC, Newmarket



It pays  
to use

*Cyldon*

**Inductance  
Tuners**

**& VARIABLE CAPACITORS**

for TELEVISION and AUTO RADIO

for  
**Precision,  
Stability &  
Long Life**


Designers and users of radio and electronic equipment know that they can rely implicitly on the efficiency and dependability of "Cyldon" Capacitors and Tuners. They know too that the exceptionally wide variety of types in the standard "Cyldon" range covers most day-to-day requirements, but that when *special* types are needed the full resources and specialised experience of the manufacturers are entirely at their disposal.

**SYDNEY S. BIRD  
& SONS LTD.**

Address for enquiries and sales correspondence :—  
LONDON SALES & TECHNICAL LIASION OFFICE,  
3 PALACE MANSIONS, PALACE GARDENS, ENFIELD, MIDDXX.  
Telephone : Enfield 2071-2.                      Telegrams : "Capacity, Enfield."

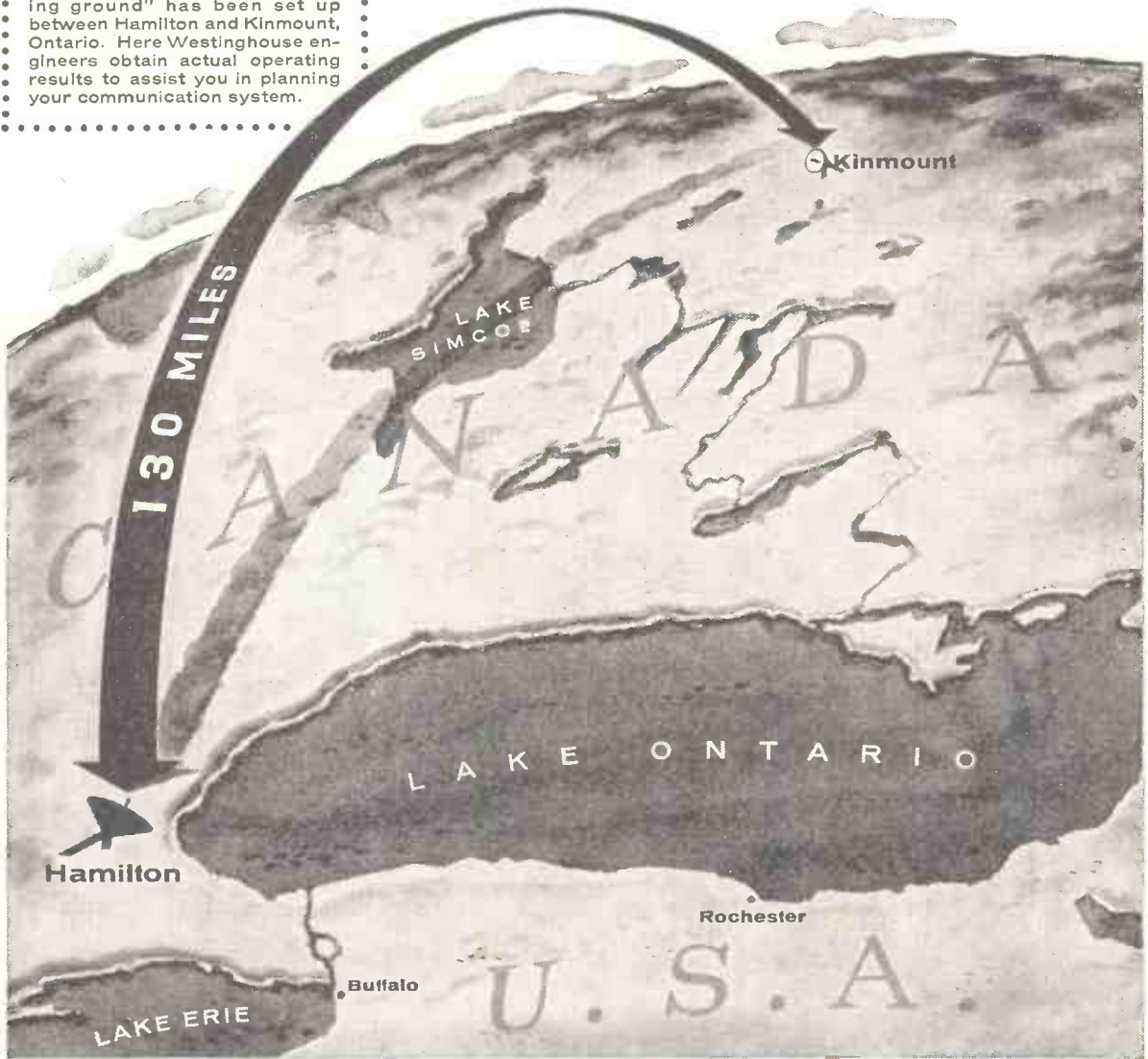
Head Office : POOLE, DORSET.

Contractors to Ministry of Supply, Post Office,  
and other H.M. Govt. Depts.



Equipment manufacturers are invited to write for literature covering Cyldon "Teletuners" and Cyldon Trimmers, together with details of our complete range of Variable Capacitors and list of Agents for Home and Overseas.


.....  
 • A 130-mile Westinghouse "proving ground" has been set up between Hamilton and Kinmount, Ontario. Here Westinghouse engineers obtain actual operating results to assist you in planning your communication system.  
 •.....



ANOTHER WESTINGHOUSE FIRST!

57-B-745R

# SHF "Scatter" Transmission



New Westinghouse 4400-5000 mc. Transmitting and Receiving Equipment is compactly and durably designed for truck mounting or fixed installation for either commercial or military application.

• Now for the first time in the communications field, scatter equipment for super-high frequency transmission for fixed or transportable operation has been introduced by Canadian Westinghouse.

• The new Westinghouse "Scatter" communications equipment is designed for high quality, high reliability transmission of voice, teletype, telemetering, facsimile, television and data signals over hops of 100 to 200 miles. Voice capacity for multi-channel operation extends to 120-150 channels.

• Contact your local Westinghouse Sales Office for Descriptive Bulletin H83-100 or write Canadian Westinghouse Company Limited, Electronics Division, Hamilton, Canada.

**WATCH WESTINGHOUSE ELECTRONICS**

**...WHERE BIG THINGS HAPPEN FIRST**



# NEW RECORDING EQUIPMENT



## EMITAPE

### Hi-Fi MAGNETIC RECORDING TAPE

'77'

#### "PEN TESTED"

for professional applications. Available on a range of spool sizes covering all professional and domestic hub machines.

'88'

#### GENERAL PURPOSE

is a standard thickness base tape giving maximum sensitivity.

'99'

#### LONG PLAY

is a specially developed thin base tape giving an increase of 50% playing time

### MODEL TR51

This new Transportable Recorder replaces the well-known Model TR50 which is used by broadcasting and recording organisations and industrial research establishments throughout the world, meeting their exacting recording requirements under mobile conditions.

Model TR51 is built to C.C.I.R. recommendations and incorporates the proven features of its predecessor.

### RANGE OF MODELS

Model TR51A Full Track 15 and 7½ i.p.s.

Model TR51B Full Track 7½ and 3¾ i.p.s.

Model TR51C Half Track 15 and 7½ i.p.s.

Model TR51D Half Track 7½ and 3¾ i.p.s.

For further details write to:—

**E.M.I. SALES & SERVICE LTD.**

(Recording Equipment Division)

HAYES · MIDDLESEX




### MODEL L/2

The L/2 Battery Portable weighs only 14½ lbs. (including batteries), is compact and easy to carry. It is used by broadcasting organisations throughout the world, (including the B.B.C.) for a variety of outdoor recording purposes. Where portability, combined with accurate and authentic quality recording, is essential—the L/2 Recorder provides the complete answer.

The famous Avometers are possibly the most widely used instruments of their type in the world and have an excellent record of service under all climatic conditions, even at arctic temperatures. In tropical climates, however, there is a constant risk of derangement due to humidity, heat and the development of fungoid growths. To meet these conditions, the manufacturers of Avometers have produced special types known as Models 7X, 8X and 8(S)X, which are suitable for continuous use in any extremes of heat or cold. In these instruments, certain components are potted in Araldite epoxy resin, which has the advantages of remarkable adhesion to metals, ceramics, etc., good dielectric properties, low shrinkage, resistance to moisture and extremes of climate, and complete freedom from micro-biological attack.

*Poles  
apart*



*Araldite epoxy resins have a remarkable range of characteristics and uses.*

They are used


- ★ for bonding metals, porcelain, glass, etc.
- ★ for casting high grade solid insulation
- ★ for impregnating, potting or sealing electrical windings and components
- ★ for producing glass fibre laminates
- ★ for producing patterns, models, jigs, tools, etc.
- ★ as fillers for sheet metal work
- ★ as protective coatings for metal, wood and ceramic surfaces

**Araldite** epoxy resins

*Araldite is a registered trade name*

**Aero Research Limited** A Ciba Company · Duxford · Cambridge · Tele: Sawston 2121  
AP316

# PARMEKO TRANSDUCTORS for MAGNETIC AMPLIFIERS



There are 14 standard types in the Parmeko 'Saturn' series of transducers for operation at supply frequencies of 400~ and 1600~; and some for 50~. They are used in overload production devices and servo-motor amplifiers, voltage and frequency regulators and high speed sensitive relays, high power gain amplifiers and D.C. amplifiers giving a linear output from 0 to 10 microamperes, and other industrial and Service equipment. Illustrated leaflet 854-2 gives complete specifications.

# PARMEKO LIMITED

PERCY ROAD, LEICESTER, ENGLAND

## INTRODUCING THE NEW

**NASHTON**


INSTRUMENT RANGE

**R**esistance(5 $\Omega$  to 500M $\Omega$ )**C**apacitance(5pF to 500 $\mu$ F)**C**omparison

(-30% to +45%)

**B**BRIDGE

(1% mid-scale;

2½% from 20 $\Omega$  to 20M $\Omega$ )

The Nashton R.C.C. Bridge is the first of a new range of electrical test instruments by Nash & Thompson, the Company specially selected to carry out the R.C.S.C. approval testing for the Ministry of Supply. The R.C.C. Bridge is precision-built of high stability 1% components

and incorporates a 0.1% linearity wire-wound cam-corrected balancing potentiometer.

Instruments in the new Nashton range, of which the R.C.C. Bridge is the first, will all be **Accurate • Low-priced • Reliable Compact**

WRITE TO:—

**Nash and Thompson**

LIMITED

OAKCROFT ROAD • CHESSINGTON • SURREY • *Elmbridge 5252*

for inclusion in the

**NASHTON**

mailing list for information

# Advance TEST EQUIPMENT

## in the **AUDIO RANGE**

15 c/s to 50,000 c/s



*These two most modestly priced models, in common with the comprehensive 'Advance' range (which completely covers from Audio to U.H.F.), have earned a reputation second to none the world over for accuracy, simplicity in use, and consistent reliability.*

### **H1** SIGNAL GENERATOR for the Audio Engineer

Covers from 15 to 50,000 c/s in three ranges. This model is characterised by its extremely low distortion and level output over the entire range. Accuracy  $\pm 1\% \pm 1$  c/s. Output from 200 microvolts to 20 volts with an accuracy of  $\pm 2$  db. STABLE OUTPUT OVER FULL RANGE  
SINE OR SQUARE WAVE OUTPUT  
DISTORTION LESS THAN 1% AT 1,000 c/s

LIST PRICE IN U.K. **£32**

Full technical details in Folder W41

### **J1** SIGNAL GENERATOR for the Communications Engineer



Covers from 15 to 50,000 c/s in three ranges. Accuracy  $\pm (2\% + 1$  c/s). Output (continuously variable) into 600 ohms. 0.1mW-1W (0.25-24v)  $\pm 2$  db, output impedance approximating to 600 ohms over the whole range. Maximum output into 5 ohms is greater than  $\frac{1}{2}$ W.

LIST PRICE IN U.K. **£40**

**TYPE J2** similar to J1 but with output voltage meter.

LIST PRICE IN U.K. **£50**

Full technical details in Leaflet W33

Now available

### **ADVANCE L.F. ATTENUATOR TYPE A64**

Range: 0-70 db in 1-db steps. Constant input and output impedance of 600 ohms.

NET PRICE IN U.K. **£15 15s.**

See Leaflet W35



*Micro Balancing*

"Why  is best" series No 5


THE primary cause of flutter and rumble in record reproduction is motor vibration and, to eliminate this, all rotors in Garrard Electric Motors are accurately balanced on precision balancing machines, one of which is shown above. The rotors are balanced in four planes, known as four point balancing and are held to an accuracy of .0008 in/ozs. One more reason why Garrard units are the finest in the world.

**Garrard** AUDIO  
PERFECTION

THE GARRARD ENGINEERING AND MANUFACTURING CO. LTD SWINDON · WILTS



**THE WAYNE KERR  
VIDEO OSCILLATOR  
TYPE O.22B**



**Specification**

Frequency Range:  
10 kc/s—10 Mc/s in 6 ranges  
and 50 c/s square wave.  
Frequency Stability: better  
than 1 in 10<sup>3</sup> in 1 hour.  
Frequency Accuracy: 1%.  
Output Range: + 10 db  
to - 50 db on IV p-p.  
Output Level: Constant to  
± 0.5 db at any frequency  
setting. Output  
Impedance: 75 ohms.  
Total Harmonic Content:  
less than 1%.

**OUTPUT LEVEL STABILISED TO ± ½ DB  
Over full frequency range 10 kc/s—10 Mc/s**


An outstanding feature of the Wayne Kerr Video Oscillator Type 0.22B is a thermistor bridge circuit stabilising the amplitude. Once set the output level will remain constant within 0.5db while the oscillator frequency is varied over its full range of 10 kc/s to 10 Mc/s.

Other advantages are the facility for indicating the modulus of the load impedance to which the instrument is connected and a 50 c/s square wave output for examination of the low frequency characteristics of video networks.

*In transportable case £175 or can be supplied for standard 19" rack mounting*



**WAYNE KERR**




**Radio Frequency Bridge  
Type B601**

A wide range transformer ratio-arm bridge for the measurement of resistance, capacitance, inductance and complex impedance between 15 kc/s and 5 Mc/s. Impedances between any two terminals of a three terminal network can be measured. Price £140

**V.H.F. Bridge  
Type B.801**

An extremely stable transformer ratio-arm bridge designed for aerial, feeder, cable and component measurements, balanced or unbalanced, at frequencies between 1 and 100 Mc/s. Price £165





Here is an organisation which  
can solve 99%  
of YOUR  
**Radio Tube Problems.**

We have in stock over 2,000 types of Receiving, Transmitting and Special Purpose Tubes, covering most American and European types.

Amongst our customers are the Army, Navy, Air Force, Civil Airlines and Post Office Departments of most European countries, the Near and Far East, Commonwealth, etc.

Tubes can be supplied to C.V., JAN and MIL Specifications. Our organisation is A.R.B. approved.

Price and Stock Lists available on application. Your enquiries for Special Types welcomed.


# HALL ELECTRIC LTD

Haltron House, 49/55 Lisson Grove, London, N.W.1

Telephone:  
AMBassador 1041 (5 lines)  
Cables:  
Halllectric, London  
TELEX 2-2573

# INDUBITABLY . . .

*“Generating at the output frequency without multipliers, the r.f. oscillator employs a disc-seal triode in a shunt-fed derived-Colpitts circuit in which the Marconi-patented system of contactless waveband selection avoids the necessity for passing heavy r.f. circulating currents through metal-to-metal contacts”.*



OUR young friend may ponder the problem of which Marconi instrument is being described but many well-informed electronic engineers will have realised already that the subject under discussion is the Marconi TF 1066 FM/AM Signal Generator—an instrument notable for its stability, its unique incremental tuning system and the complete absence of spurious sub-multiples in its output.

You didn't know Marconi Instruments made such a signal generator? Write out one hundred times “The Marconi TF 1066 is an outstanding instrument capable of the broadest application”—or better still, write to us for full details.



**FM/AM SIGNAL GENERATOR**  
**Type TF 1066**

10 to 470 Mc/s. Output: 0.2 $\mu$ V to 200 mV at 50 ohms. Internal 400-c/s modulation: f.m., variable up to 100 kc/s deviation; a.m. variable up to at least 40% depth. External modulation: 30 c/s to 15 kc/s. Incremental tuning:  $\pm$ 100 kc/s max. with direct calibration valid at all carrier frequencies. An exceptionally versatile general-purpose instrument and, in particular, a high-quality f.m. generator.



- AM & FM SIGNAL GENERATORS · AUDIO & VIDEO OSCILLATORS
- FREQUENCY METERS · VOLTMETERS · POWER METERS
- DISTORTION METERS · FIELD STRENGTH METERS
- TRANSMISSION MONITORS · DEVIATION METERS
- OSCILLOSCOPES, SPECTRUM & RESPONSE ANALYSERS
- Q METERS & BRIDGES

**MARCONI INSTRUMENTS LTD · ST. ALBANS · HERTFORDSHIRE · TELEPHONE: ST. ALBANS 56161**

*London and the South:* Marconi House, Strand, London, W.C.2. Tel: COVent Garden 1234

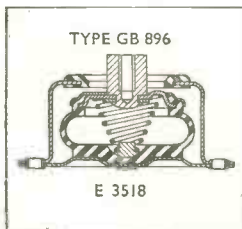
*Midlands:* Marconi House, 24 The Parade, Leamington Spa. Tel: 1408

*North:* 30 Albion Street, Kingston-upon-Hull. Tel: Hull Central 16347

**WORLD-WIDE REPRESENTATION**

Getting  
the  
measure

of  
vibration  
and shock



### Seven rigid rules and the one way to conform to them

To protect vital, valuable equipment an isolator must have:

- A low natural frequency
- Strength to resist violent impact
- Tolerance to temperatures from minus 40°C to plus 70°C
- High static deflections
- Provision for "Snubbing" at extreme excursions
- Good damping
- Non-linear characteristics for wide load-range

Only "BARRYMOUNT" Air-damped Isolators possess all these qualities and offer the vastly improved performance demanded, even in the most exacting conditions, by progressive equipment designers. Apparatus cushioned on "BARRYMOUNT" Isolators is free from destructive 'bumping' or snubber contact even at resonance.

#### May we measure YOUR problem?



The isolation of vibration is a highly individual problem... but simple to resolve, with standard "BARRYMOUNT" Isolators, when every special factor is recognised. Vibration engineers are available for consultation... why not take advantage of their services? Begin by writing or ringing for technical data sheets.

Your equipment rides safely on the

MADE IN ENGLAND UNDER LICENCE  
**BARRY B MOUNT**  
FROM BARRY CONTROLS INC OF U.S.A.

"BARRYMOUNT" and "BARRY B MOUNT" are Registered Trade Marks

Cementation (Muffelite) Ltd. 20 Albert Embankment, London, S.E.11. Telephone: Reliance 6556



These Units are  
ACTUAL SIZE  
—made under  
U.S. licence  
from  
Winchester  
Electronics Inc.

**DATA RELATING  
TO SERIES 'MRE'  
MINIATURE  
CONNECTORS**

CURRENT CARRYING  
CAPACITY: 7.5 amps

BREAKDOWN VOLTAGE  
BETWEEN CONTACTS:  
(at sea level)

7-contacts: 3.1 kV  
14 up to 50-contacts: 4.0 kV

AVERAGE MATING  
AND UNMATING FORCE  
(per contact): 8 oz.

POSITIVE POLARISATION  
BY GUIDE-PINS AND SOCKETS

RIGID ALUMINIUM HOODS  
WITH CABLE-CLAMPS  
(vibration locks optional)  
FOR COMPLETE SERIES

**SERIES 'MRE'**

with 7, 14, 18, 26, 34 & 50 contacts

**NOW AVAILABLE  
FOR  
PROMPT DELIVERY**



**ELECTRO  
METHODS**

LTD

**OF STEVENAGE**

— the foremost manufacturers of

***miniature  
connectors***

**GOLD-PLATED CONTACTS**

made from spring-tempered phosphor-bronze  
provide low contact-resistance,  
prevent corrosion and facilitate soldering.

**MELAMINE MOULDINGS**

conforming to B.S.S. 1322

provide high arc-resistance,  
high dielectric and mechanical strength.

Full technical data and illustrated  
leaflets forwarded on request:

**ELECTRO METHODS LTD.**

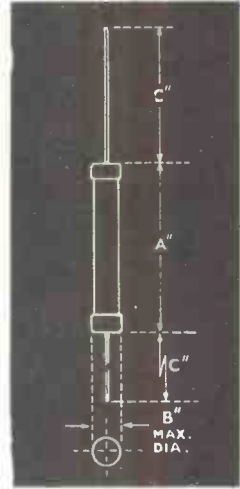
12-36 Caxton Way, Stevenage, Herts.

Telephone: Stevenage 780



*By Appointment to the Professional Engineer*

# HIGH STABILITY CARBON RESISTORS



**ELECTRICAL CHARACTERISTICS**

The electrical characteristic of a High Stability Carbon Resistor depends upon the physical size of the units and upon the ohmic value. All the data given below relates to the Type 73 Resistor. To obtain the equivalent ohmic values to which the information is applicable in the other four sizes of Resistor the following factors should be applied:

Type 72 x 1/2      Type 74 x 2      Type 75 x 4      Type 76 x 8

**FULL LOAD STABILITY**

Up to 100 K.ohms the resistance change at full load with an ambient temperature of 70°C. is less than 0.75% (average 0.25%) after 1,000 hours operation. At 1 Megohm the change is less than 1% (average 0.75%).

**N.B.** On D.C. loading the maximum voltages stated in RCL 112 should be observed.

**AGEING AND SHELF DRIFT.**

Up to 100 K.ohms the average change is 0.25% in 12 months (never greater than 0.75%). For 1 Megohm resistors the average change is 0.6% in 12 months (never greater than 1.25%).

**CLIMATIC**

Exposure to the two cycles of H.I. humidity as laid down in RCS 112 shows a change of less than 0.7% (average 0.4%) up to 100 K.ohms. At 1 Megohm the change is less than 1% (average 0.7%).

**TROPICAL EXPOSURE**

Eighty-four days exposure to the standard 25°C./35°C. 100% humidity cycling shows a change of less than 1% (average 0.5%) up to 100 K.ohms. At 1 Megohm the change is less than 2% (average 1.6%).

**TEMPERATURE COEFFICIENT**

The temperature coefficient is less than 0.04%/°C. up to 100 K.ohms. At 1 Megohm the coefficient is approximately 0.055%/°C.

**NOISE**

Noise which is generated in a resistor, as the result of a direct voltage applied across it, varies according to the ohmic value of the resistor, the noise decreasing as the ohmic value increases. The noise is also influenced by factors such as the size of the resistor.

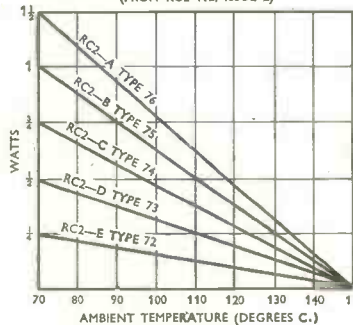
For noise which falls within frequency range of 0 to 10 Kc./sec., the Painton high stability resistors have noise levels which are between 0.05 and 0.4 microvolts of noise per applied direct volt, when the resistor is dissipating power at its maximum wattage rating.

**VOLTAGE COEFFICIENT**

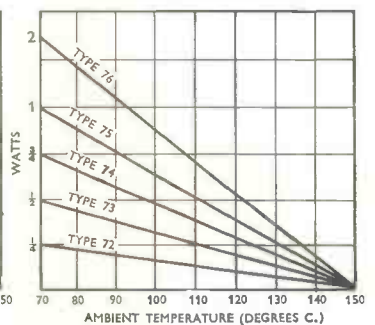
Not exceeding 0.002% per volt D.C.

**DERATING FOR AMBIENT TEMPERATURES EXCEEDING 70°C.**

WATTAGE RATING/AMBIENT TEMPERATURE GRAPH (FROM RCL 112, ISSUE 2)



COMMERCIAL DERATING CURVE



TYPE	RESISTANCE RANGE (ohms)	VALUES OUTSIDE THIS RANGE MAY BE QUOTED FOR SEPARATELY.				
		±2%	4 — 1.0M	±5%	4 — 2.5M	
72	±1% 4 — 700K	±2%	4 — 1.0M	±5%	4 — 2.5M	
73	±1% 4 — 1.0M	±2%	4 — 2.0M	±5%	4 — 5.0M	
74	±1% 20 — 2.0M	±2%	20 — 4.0M	±5%	20 — 10.0M	
75	±1% 20 — 3.0M	±2%	20 — 5.0M	±5%	20 — 10.0M	
76	±1% 20 — 5.5M	±2%	20 — 9.0M	±5%	20 — 50.0M	
TYPE		72	73	74	75	76
Normal Commercial Rating 70°C—watts		1/2	1/2	1/2	1	2
R.C.S.C. style		RC2-E	RC2-D	RC2-C	RC2-B	RC2-A
R.C.S.C. Rating at 70°C—watts		1/2	1/2	1/2	1	1 1/2
R.C.S.C. Rating at 100°C—watts		1/2	1/2	1/2	1/2	1
DIMENSIONS IN INCHES		A	1 1/2	1 1/2	1 1/2	2 1/2
		B	1/8	1/8	1/8	1/8
		C	1 1/2	1 1/2	1 1/2	1 1/2

**PAINTON**  
*Northampton England*



# TAYLOR TUNNICLIFF

*Makers of Porcelain Insulation*

**Low**

**Loss**

**Ceramics**



ANOTHER BATCH OF THE FINEST  
QUALITY CERAMIC INSULATORS . . .


A SERVICE WHICH TT HAVE DEVELOPED  
AFTER YEARS OF CONTINUOUS EXHAUSTIVE  
RESEARCH.

THESE TT INSULATORS PLAY AN  
IMPORTANT ROLE IN ELECTRONIC  
DEVELOPMENT.

**TAYLOR TUNNICLIFF (REFRACTORIES) LTD.**  
ALBION WORKS • LONGTON • STOKE-ON-TRENT

Telephone : Longton 33071/2

London Office : 125 HIGH HOLBORN, LONDON, W.C.1. Tel.: Holborn 1951/2



Sectional view showing pen nib contact

# McMURDO PEN NIB VALVE HOLDERS



**NEW!** THIN SECTION, LOW CAPACITANCE B7G and B9A VALVEHOLDERS FOR PRINTED CIRCUIT AND WIRE CONNECTIONS in P.F. and NYLON P.F.

Send for full details to :

**THE McMURDO INSTRUMENT CO. LTD., ASHTEAD, SURREY.**

**Tel: ASHTEAD 3401**  
JSP.MPN 5

# TAKE YOUR PICK

Our wide range of capacitors, incorporating all the latest developments, are described fully in these new leaflets . . .

**SEND NOW for COPIES**

DALY has succeeded in maintaining full capacity values and working voltages in more compact designs, specially suited to ultra modern equipment :-

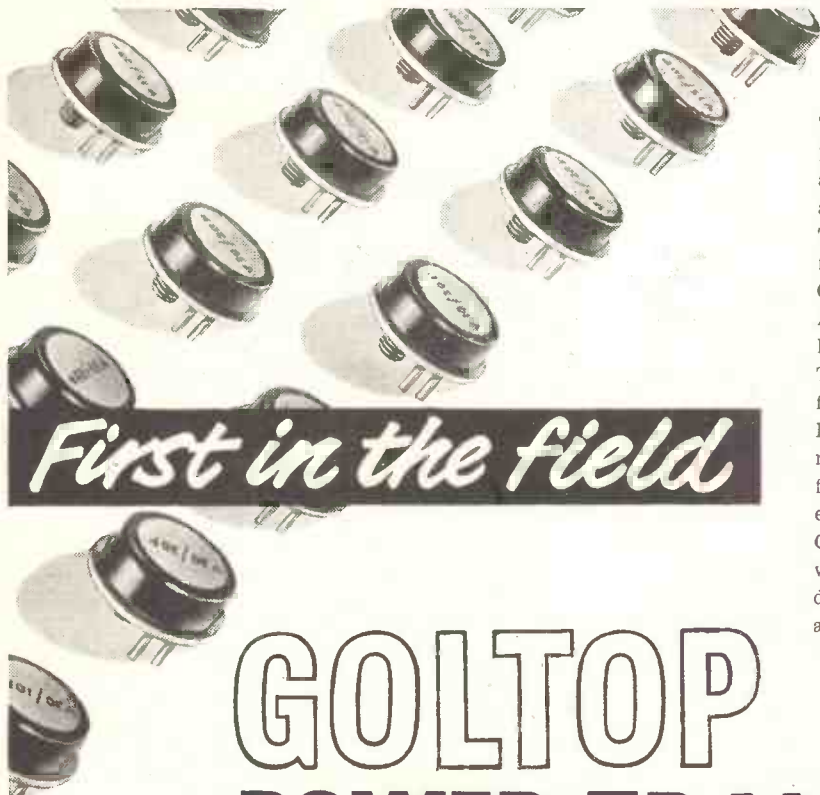
- PHOTO-FLASH EQUIPMENT • DEAF AIDS
- PRIVATE TELEPHONE INSTALLATIONS
- AMPLIFIERS • D.C. POWER UNITS
- TRANSISTOR EQUIPMENT
- MAGNETISATION EQUIPMENT
- TEST GEAR

# DALY ELECTROLYTIC CAPACITORS

Condenser Specialists for over 20 years.

**DALY (Condensers) LTD., WEST LODGE WORKS,**  
THE GREEN, EALING, LONDON, W.5. Phone: Ealing 3127-8-9. Cables: Dalcyon, London





*First in the field*

These have been in regular quantity production for the past two years, and have proved themselves reliable and stable in a *variety* of applications. They are admirably suitable for all forms of DC to DC or DC to AC Converters, High Power portable Amplifiers and Public Address Equipment. "GOLTOP" Power Transistors are the first to be offered for immediate delivery in quantity. Representing the latest developments in semi-conductor technique for power applications, these entirely British-made p-n-p Germanium Junction Transistors will open up entirely new fields to designers of industrial, commercial and military equipment.

# GOLTOP POWER TRANSISTORS

*available NOW in commercial quantities*

Available in 6 TYPES, all for 10-watts power dissipation:

V15/10P. V15/20P. V15/30P. for 15 volts max.  
V30/10P. V30/20P. V30/30P. for 30 volts max.

Maximum Collector Power Dissipation (DC or Mean) for all types	$t_{amb}=25^{\circ}C$	$t_{amb} > 25^{\circ}C$ Reduction/ $^{\circ}C$
(1) Clamped directly on to 50 sq. in. of 16 S.W.G. aluminium	10W	200mW
(2) Clamped directly on to 9 sq. in. of 16 S.W.G. aluminium	4W	80mW
(3) As (2) but with 2 mil mica washer between heat sink and transistor	2W	40mW
(4) Transistor only in free air	1W	20mW

- \* High power rating—up to 10W at audio and supersonic frequencies.
- \* High current ratings up to 3A DC.
- \* Long life.
- \* Excellent resistance to mechanical shock.
- \* Hermetic sealing and rigorous manufacturing control ensure uniformity and stability of a high order.



*British Design, Materials and Craftsmanship*


Data sheets gladly forwarded on request

All trade enquiries to: **Newmarket Transistor Co. Ltd.**  
Ezning Road, Newmarket. Telephone: Newmarket 2963 and 3203

TA 10705

# Bullers CERAMICS FOR INDUSTRY

High quality material and dimensional precision are attributes of Bullers die-pressed products. Prompt delivery at competitive prices.



We specialise in the manufacture of—**PORCELAIN**  
for general insulation  
**REFRACTORIES**  
for high-temperature insulation

**FREQUELEX**  
for high-frequency insulation  
**PERMALEX & TEMPLEX**  
for capacitors



## BULLERS LIMITED

MILTON · STOKE-ON-TRENT · STAFFS

Phone: Stoke-on-Trent 21381 (5 lines) · Telegrams & Cables: Bullers, Stoke-on-Trent

Ironworks: TIPTON, STAFFS      London Office: 6 LAURENCE POUNTNEY HILL, E.C.4

Phone: Tipton 1691                      Phone: MANSion House 9971

## ELECTRO-MAGNETIC RELAYS?..



Send to Simmonds!


who have a range  
of 1000 NEW TYPES

by  (Matériel Technique Industriel)

Delivery 14-21 days for most types

- ★ Operating from 1 Milliwatt to 1 Kilowatt with up to 96 change-overs at 10 amps. per contact.
- ★ Most models can be fitted with dust covers or hermetically sealed.
- ★ Range includes certain models hermetically sealed, all metal gas filled with glass base, and built-in adjustable thermal delay.
- ★ Post Office types 3000 and 600 relays of our own manufacture to specification. Guaranteed to full A.I.D. and I.E.M.E. standards.

Sole concessionaires for U.K. and Dominions on behalf of M.T.I.




## L. E. SIMMONDS LTD.

5 BYRON ROAD, HARROW, MIDDLESEX. Telephone: HARrow 7797/9  
(Manufacturers and Trade enquiries only)

# New RCA Single Sideband Transmitter-Receiver

**SSB-1 PROVIDES DEPENDABLE LOW-COST RADIO COMMUNICATION OVER MANY 100's OF KILOMETERS**



**RCA SSB-1 features built-in loudspeaker for monitoring purposes. Operator can listen while performing other duties**

- *Costs Less To Own, Less To Operate*
- *8 Times More Effective—60 Watt SSB-1 equivalent to 500 Watt AM Transmitter*
- *Saves Power—emission only takes place during actual transmission*
- *Easy To Operate—simple switch selects any of four pretuned channels*
- *50% Less Noise And Interference—less distortion*
- *Greater Privacy than conventional AM Transmission*
- *Spectrum Conservation—frequency space about 2.8 Kc*

The SSB-1 meets the needs of private and governmental organizations that require high quality economical radio and telegraph communications.

RCA SSB-1 Single-Sideband Transmitters installed in commercial and governmental operation are providing users with trouble-free dependable service over many hundreds of kilometers under the most adverse

climatic and operational conditions. Installation is simple—merely connect it to the antenna and suitable power supply. Operation is simple—non-technical personnel can change to any of four frequencies by turning selector switch. Easy-access chassis permits quick channel tuning and replacement of tubes.

SSB-1 telegraph signals can be received by stations equipped for high-frequency CW. Its telephone signals can be heard by AM receivers equipped with a beat-frequency oscillator. The transmitter's special "Carrier-On" switch permits compatible operation with conventional AM receivers, when necessary. In turn, SSB-1 can receive most high-frequency telegraph and AM telephone signals.

For full information and illustrated brochure, contact your RCA distributor or send in coupon below.

RCA International Division, Dept. HF49G,  
Radio Corporation of America  
30 Rockefeller Plaza, New York 20, N.Y.

Please send brochure on SSB-1 transmitter-receiver

MY NAME \_\_\_\_\_

TITLE \_\_\_\_\_

COMPANY \_\_\_\_\_

ADDRESS \_\_\_\_\_



RCA INTERNATIONAL DIVISION


**RADIO CORPORATION of AMERICA**

30 Rockefeller Plaza, New York 20, N. Y.

Trademark ® Registered

# CITY SALE & EXCHANGE LTD

The High Fidelity Specialists



## THE NEW JASON F.M. TUNER 3-STATION SWITCH-TUNED

An excellently designed unit of great appeal with its single three-position switch for selecting the desired B.B.C. programme. Complete stability and ease of installation are but two of the many outstanding features of this latest Jason Tuner. For building into cabinet. Hammered-gold finished front panel. Supplied tested and ready tuned. External power source required. Suitable for use with all quality **£19-16-2** amplifiers.

93-94 FLEET STREET, LONDON, E.C.4

Phone: FLEet St. 9391/2

Acoustical Quad II amplifier and control unit. £42 cash or £9 deposit and eight monthly payments of £4/9/4. The R.C.A. new orthophonic HI/FI amplifier and tone control unit has been reduced in price to £41 and this we consider to be very good value for the money. The Connoisseur variable 3-speed motor is ideal to use with the above amplifiers and the price is £28/11/- plus £12/15/6 for the Mark II pickup with one head fitted with a diamond stylus. Another suitable gram unit is the Lenco G.L. 56 which again has variable speeds and incorporates the Goldring 500 variable reluctance cartridge. The price, complete with a patent arm lifting device is £23/7/- or £5/7/- deposit and eight monthly payments of £2/9/5.

### ALSO AVAILABLE FROM STOCK

W.B. H.F. 1012, 10in. diecast cambric cone speaker.....	£4 19 9
W.B. H.F. 816, 8in. diecast unit.....	£6 17 0
W.B. Standard, bass reflex console.....	£10 10 0
Champion 853A, p-e-amp.....	£18 18 0
Simon Cadenza Ribbon microphone complete with desk stand in presentation case.....	£10 10 0
Gramplan 1255/15, 12in. speaker unit.....	£9 0 0
Dust Bug .....	£1 4 6
Wearite defluxer .....	£2 10 0

### PART EXCHANGE IS OUR SPECIALITY

OUR MAIL ORDERS SERVICE IS  
SECOND TO NONE

# Connoisseur 3 SPEED MOTOR

The turntable with a 4% variation on all three speeds.

The Connoisseur motor is made for the perfectionist. It is one of the finest turntables in the world.

The speed change is arranged mechanically and gives a 4 per cent variation on all speeds. A synchronous motor, which is virtually vibrationless with low noise level and hum induction, maintains a constant speed at all settings. There is no braking action to obtain speed change.

The 12in. turntable is lathe turned in non-ferrous metal. The main spindle, which is precision ground and lapped to mirror finish, runs in phosphor bronze bearings.

A sound, precision engineering job, the Connoisseur motor provides the foundation for perfect reproduction.

Price £20, plus P. Tax £8/11/-.



Matching Connoisseur Pick-up Mark II with a frequency range from 20-20,000 cycles:

Pick-up complete with I head fitted with Diamond armature £8/19/- plus P Tax £3/16/6.

## A. R. SUGDEN & CO. (ENGINEERS) LTD.

WELL GREEN LANE, BRIGHOUSE, YORKSHIRE. Phone: Brighouse 2397. Grams: Connoisseur, Brighouse.

### OVERSEAS AGENTS:

SOUTH AFRICA: W. L. Proctor (Pty.) Ltd., 63, Strand Street, Cape Town. U.S.A.: Ercona Corporation, 551 Fifth Street, New York, 17, N.Y. CANADA: The Astral Electric Co. Ltd., 44, Danforth Road Toronto 13, Ontario. NEW ZEALAND: Turnbull & Jones Ltd., Head Office, 12/14, Courtenay Place, Wellington. HONG KONG: The Radio People Ltd. 31, Nathan Road, Hong Kong.

### MAIN DISTRIBUTORS:

AUSTRALIA: British Merchandising Pty. Ltd., 183, Pitt Street, Sydney, and J. H. Magrath (Pty.) Ltd., 208, Little Lonsdale Street, Melbourne. EAST AFRICA: International Aeradio (East Africa) Ltd., P.O. Box 3133, Nairobi. MALAYA: Eastland Trading Co., 1, Prince Street, Singapore.

The NEW



# SUPER BLACK BOX



An outstanding new high fidelity record reproducer

## AMPLIFIER

Valves: EL34, 2 EF86, EZ81. SINGLE-ENDED ULTRA-LINEAR output stage having 22db negative feedback overall, which gives 8 watts with 0.5% distortion.

Frequency response: 7cps-75Kcps  $\pm$  1db, followed by continued fall outside this range. Steep cut filter:

Out, 9Kc, 6Kc, 4Kc. For operation from 110-120 volt or 200-250 volt. 50 cycles AC. Facility for radio tuner via rear input socket (sensitivity 300 mv. across 100,000 ohms to give 8 watts output).

## SPEAKER SYSTEM

Complete cabinet forms bass reflex chamber of 2½ cubic feet. Two 6½ in. P.M. speakers operating in parallel, plus Pye Electrostatic speaker with curved surface 16" wide across the front of the cabinet, which operates from 5Kc to above audibility.

## CABINET

Extremely strong rigid cabinet (¾") available in two attractive colour schemes—the traditional cabinet is finished in rich dark walnut veneers with contrasting grille cloth in pastel blue. Available in Contemporary styling with contrasting cream lid and crimson lining. Push-button controls for amplifier. Dimensions: 12½" (32.4 cms.) Width 19½" (50.2 cms.) Depth 19" (48.3 cms.)

## RECORD PLAYER

Collaro transcription cartridge in 4-speed auto/manual player unit. Tropicalized version also available with ceramic cartridge.

Pye Limited,  
Auckland, C.I.,  
New Zealand.  
  
Pye Pty. Ltd.,  
Melbourne, Australia.

Pye Corporation of America,  
1149 Raritan Avenue,  
Highland Park,  
New Jersey, U.S.A.


Pye Radio and Television  
(Pty.) Ltd.,  
Johannesburg, South Africa.  
  
Pye (Ireland) Ltd.,  
Dublin, Eire.

Pye Limited,  
Tucuman 829, Buenos Aires.  
  
Pye Limited,  
Mexico City.

Pye Canada Ltd.,  
Northline Road, Toronto.  
Deutsche Pye G.m.b.H.,  
Berlin-Zehlendorf-West,  
Roonstrasse 2, Germany

# A NEW aid for electronic training schools

## The I.A.L. STUDENTS PANEL



With their wide experience of training students in electronics in many parts of the world, I.A.L. have developed a new teaching aid which is proving of great value in schools, laboratories and wherever training in electronics is undertaken.

By means of the I.A.L. Students Panel, hundreds of different electronic experiments can be conducted and time spent on building and checking circuits is reduced to an absolute minimum. A student can wire any circuit on the Panel in a few minutes and as the chart is under the circuitry he is able to study the operation of the valve and circuit as the experiment is carried out and the instructor can quickly check the wiring. Furthermore, the life of components is considerably prolonged as they are not soldered.

For full particulars please write to:

## INTERNATIONAL AERADIO LIMITED

40 PARK STREET, LONDON, W.1.

Telephone: HYDE PARK 5024.

Cables: INTAERIO, LONDON

# THE LINEAR 'DIATONIC'

## A HIGH FIDELITY ULTRA LINEAR AMPLIFIER WITH INTEGRAL PRE-AMP

A special feature is the compactness of the unit. Full advantage has been taken of latest component miniaturisation developments to produce a 10-watt Hi-Fi push-pull amplifier incorporating tone control preamplifier stages within the measurements of 10 x 6 x 6in.

In addition two high impedance input sockets are provided for microphone and gram, etc. Each input has its associated vol. control, five B.V.A (Mullard) valves are employed ECC83, ECC83, EL84, EL84, EZ81

H.T. and L.T. power supply point is included for a radio tuner.



SIZE ONLY 10-6-6ins.

Weight: 12½lbs. Power consumption 90 watts For 200-230-250v. 50 c.p.s. A.C. mains. Outputs for 3 and 15 ohm speakers.

Chassis finish stoved Grey —Blue hammer.

Retail Price

**12 GNS.**

Send S.A.E. for descriptive literature.

**TRADE AND EXPORT ENQUIRIES**

to

**FREQUENCY RESPONSE**  
± 2 d.b., 30-20,000 c.p.s.

**MAXIMUM POWER OUTPUT**  
In excess of 11 watts.

**RATED OUTPUT 10 WATTS**

**SENSITIVITY**  
Volume (1) 22 millivolts for rated output.  
Volume (2) 220 millivolts for rated output.

**TREBLE LIFT CONTROL**  
Continuously variable + 6 d.b. to -13 d.b. at 12,000 c.p.s.

**BASS CONTROL**  
Continuously variable + 13 d.b. to -18 d.b. at 50 c.p.s.

**HUM LEVEL**  
Referred to maximum output and including integral pre-amp -60 d.b.

**HARMONIC DISTORTION**  
0.25% measured at 6 watts.

**NEGATIVE FEEDBACK**  
Total 32 d.b. including 24 d.b. in main loop.


**L45 MINIATURE 4/5 WATT QUALITY AMPLIFIER**  
Size only 6 x 5 x 5½in. high. 12 d.b. Negative Feedback. Sensitivity 30 m.v. for full output. 3 Mullard valves, ECC83 Twin Triode, EL84 Power Output, EZ90 Rectifier. Separate Bass and Treble Controls. Mains switch incorporated in control. For 200-250v. 50 c.p.s. A.C. Mains. An ideal unit for use with Gram. or 'Mike.' Output matching for 2-3 ohm speakers.  
Retail Price £5-19-6

# LINEAR PRODUCTS LTD.

5-9 MAUDE STREET, LEEDS, 2.  
Tel. 23116

# THESE HIGH Q COILS

## are now even easier to install



Designers of communications equipment, will welcome the new mounting and terminating arrangements of the Mullard 25mm and 36mm pot cores.

Unique design features that make installation easier than ever, include positions for tag boards on three sides and a new system of fixing, which eliminates the need for additional mounting plates.

Combining constructional advantages with sound technical performance, these 25mm and 36mm pot cores take full advantage of the low loss of Ferroxcube to produce inductances of up to 30 henries, together with high Q values over a wide frequency range. As an additional service these pot cores can be supplied wound to individual specifications, if required.

Write now for full details of the comprehensive range of Mullard pot cores currently available.

#### Outstanding features

- \* Controllable air gap, facilitating inductance adjustment
- \* Self screening
- \* Controllable temperature coefficient
- \* Operation over a wide frequency range
- \* Ease of winding, and assembly

# Mullard



'Ticonal' permanent magnets  
Magnadur ceramic magnets  
Ferroxcube magnetic cores

Mullard Ltd., Component Division, Mullard House, Torrington Place, W.C.1

# Come to the Hi-Fi SPECIALISTS

for the closest approach to the original sound—  
we stock and recommend the **QUAD II Amplifier**

LIST PRICE

**£42**

Terms detailed below

**QUAD II AMPLIFIER****QUAD II CONTROL UNIT****TAPE RECORDERS**

We stock a varied selection of all tape recorders:

SOUND	EDITOR
GRUNDIG	VORTEXION
FERROGRAPH	TRUVOX

A selection of amplifiers & tuners are listed below—we stock ALL types of Hi-Fi equipment & welcome overseas visitors. Efficient mail order service home & overseas.


	CASH PRICE	CREDIT SALE 9 equal monthly payments of:	HIRE PURCHASE	
			50% Deposit	12 monthly instalments
<b>Amplifiers</b>				
QUAD MARK II	£42 0 0	102/8d	£21 0 0	38/1d
LEAK TL/10 and Pre-Amp	£28 7 0	69/4d	£14 3 6	26/3d
ROGERS SENIOR	£42 0 0	102/8d	£21 0 0	38/2d
„ JUNIOR	£26 0 0	63/7d	£13 0 0	24/2d
„ MINOR MK. III	£14 0 0	35/7d	£7 0 0	14/2d
RCA HI-FI AMPLIFIER and PRE-AMP.	£48 0 0	117/4d	£24 0 0	44/6d
<b>Tuners</b>				
QUAD TUNER F.M.	£30 9 0	74/6d	£15 4 6	28/3d
LEAK F.M.	£35 10 0	86/10d	£17 15 0	32/11d
ROGERS F.M.	£24 17 0	60/9d	£12 8 6	23/3d
JASON SWITCHED F.M.	£16 12 7	41/5d	£8 6 4	16/5d
FERGUSON F.M. TUNER	£16 16 0	41/10d	£8 8 0	16/6d

E. &amp; G.

**MAIL ORDER SUPPLY CO.**

33 Tottenham Court Road, London, W.1.  
Tel: MUSEum 6667

The Radio Centre



ask Ashdowns

for **'ASHLAM'**  
copper clad laminates  
for printed circuits

for radio, television, electronics

also copper clad glass cloth laminates  
for higher temperatures

**Ashdowns Limited**

Makers of 'ASHLAM'\* laminates, glass fibre reinforced laminates and mouldings, 'UNDULITE'\* fibreglass reinforced translucent sheeting, 'Formene G.I.' high impact polystyrene sheet and vacuum formed thermoplastic sheet fabrications.

\*REGISTERED TRADE MARKS

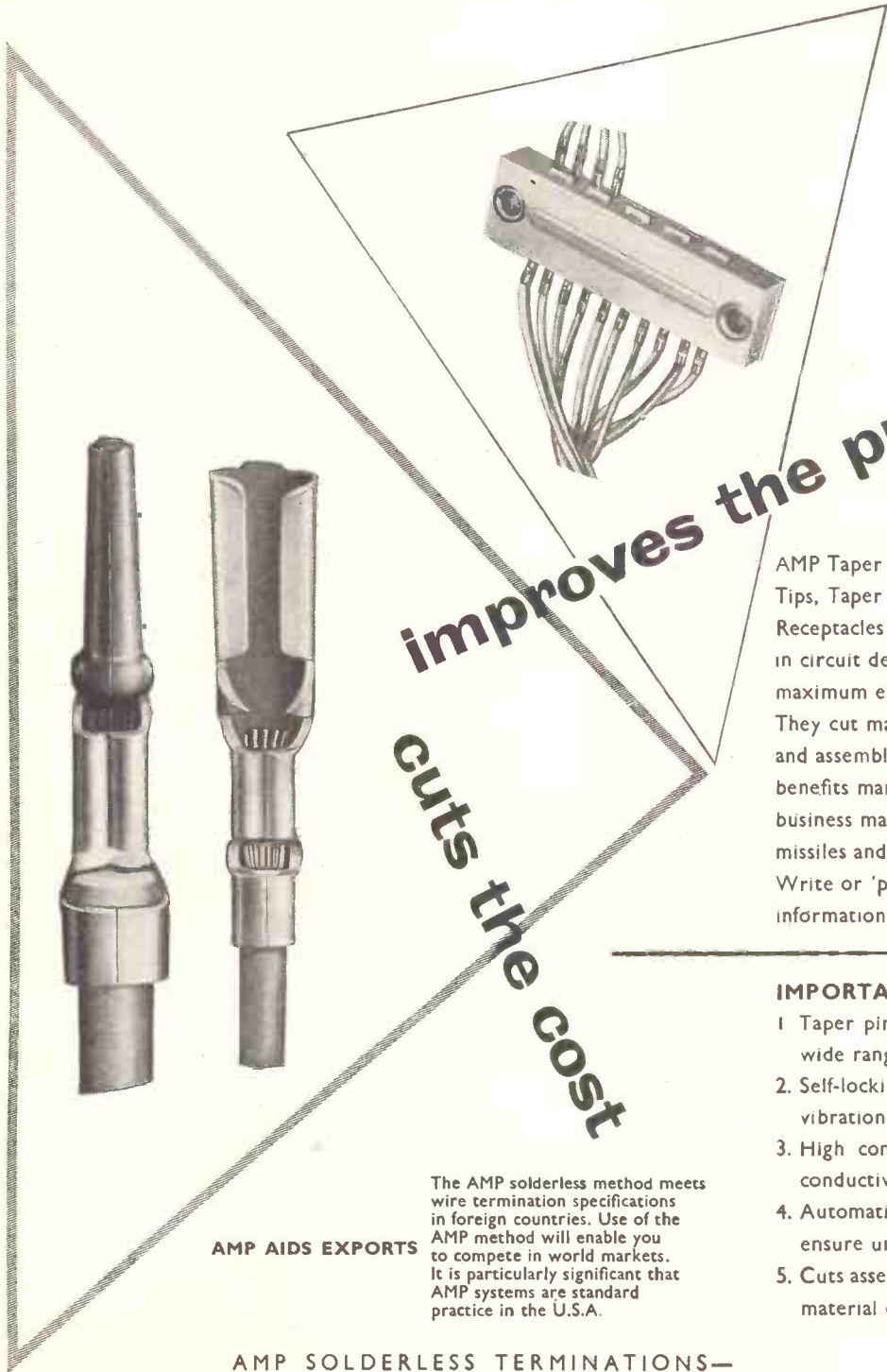
Ashdowns Limited is a subsidiary of Pilkington Brothers Limited.

ASHDOWNS LIMITED, ECCLESTON WORKS, ST. HELENS, LANCs.  
Telephone: St. Helens 3206

LONDON OFFICE: 29/30 ST. JAMES'S STREET, LONDON, S.W.1.  
Telephone: WHItchall 6002



# AMP Taper Technique



**improves the product**

**cuts the cost**

AMP Taper Pins, Taper Bloks, Taper Tips, Taper Tabs and Taper Tab Receptacles offer great flexibility in circuit design and ensure maximum electrical stability. They cut material cost, labour cost and assembly time. Taper Technique benefits manufacturers of business machines, aircraft, guided missiles and electronic equipment. Write or 'phone us for further information

**AMP AIDS EXPORTS**

The AMP solderless method meets wire termination specifications in foreign countries. Use of the AMP method will enable you to compete in world markets. It is particularly significant that AMP systems are standard practice in the U.S.A.

**IMPORTANT FEATURES**

- 1 Taper pin diameter standard over a wide range of wire sizes
2. Self-locking. Resists stress and vibration.
3. High contact pressure giving high conductivity and electrical stability.
4. Automatically crimped connections ensure uniformity.
5. Cuts assembly time. Cuts labour and material costs

**AMP SOLDERLESS TERMINATIONS—**

THE CREATIVE APPROACH TO BETTER WIRING

**AIRCRAFT-MARINE PRODUCTS (GT. BRITAIN) LTD.**

London Sales Office: DEPT. 15, 60 KINGLY STREET, LONDON, W.1 Telephone, REGENT 2517-8 and 3681-2-3.

Works: SCOTTISH INDUSTRIAL ESTATES, PORT GLASGOW, SCOTLAND



# Reflectograph



RR Series 102

## RECORD REPRODUCER Home Model

A high performance portable tape recorder for use in the home and incorporating a number of features normally fitted only in professional equipment.

**Separate Record and Playback Amplifiers**

All signals from the two built-in speakers are from the tape via the playback head and amplifier.

The input signal and playback signal from the tape can be directly compared by a "Break-in" switch.

**Record Level Meter**

Fast forward, slow-return type.

**Push-pull supersonic bias oscillator**

This feeds a Reflectograph Type H.E.

Ferrite core erase head.

**Playback and Record characteristics**

Strictly to C.C.I.R. recommended specifications. The electronic section utilises the "Brick" form of construction.

For full information on the Reflectograph Range please write to the manufacturers

**RUDMAN DARLINGTON (ELECTRONICS) LTD**

Wednesfield, Staffs. Tel: Wolverhampton 31704

JW Ad 3978 R

## M. R. SUPPLIES Ltd.

(Established 1835)

Acknowledged for over 22 years as the best source of supply for TECHNICAL ELECTRICAL material of the following kind. Immediate delivery, carefully packed. Prices nett.

**CENTRIFUGAL AIR BLOWERS.** A remarkably fine offer of a limited supply of brand new £16 units by Leach Electrical, powered with G.E.C. Capacitor/induction Motor, 230/240 v. 50c. 1 ph. Rated output 35 C.P.M. Overall length 8 in. Max. dia. 4 1/2 in. Intake 2 1/2 in. dia., outlet 1 1/2 in. dia. Weight 8 1/2 lbs. An excellent, quiet running unit for extraction or blowing. £41/7/6 with capacitor (despatch 2/6).

**SHADED POLE MOTORS with 4in. FAN-BLADE (Woods—G.E.C.) 200/250v. A.C.** New units but without any mounting, 5/8/6 (des. 2/6).

**DRAYTON R.Q. REVERSIBLE GEARED MOTORS, 230/250v. 50c. 1 ph. Cap./Ind.** Final speed 37.5 r.p.m., double-ended shaft. These are new but are not fitted with top cover over terminal board. We have a very few at £5/7/6 each (des. 2/6).

**SHADED POLE INDUCTION MOTORS, 200/250 v. A.C.** Very silent running and ideal for many lab. and domestic applications, stirrers, cooling fans, extractors, etc. No interference with radio/TV. Brand new units: B.T.H., body 3in. dia. by 2 1/2 in. with three-hole mounting flange. Shaft 1/2 in. dia. by 1/2 in. proj. 2/7/6 (despatch 1/6). Also Delco super model, fan-cooled, body 4 1/2 in. by 3 1/2 in., shaft proj. 1 1/2 in., torque 600 grm./cm., and the perfect unit for tape recorders in addition to above duties, 42/6 (des. 2/6). All of the above are 4-pole and speeds are: B.T.H., 1,400; Hoover, 1,200; and Delco, 1,400 r.p.m.

**SYNCHRONOUS TIMER MOTORS, 200/250 v. 50 c. (G.E.C.—brand new).** Compact motors, 2 1/2 x 1 1/2 x 1 1/2 in. with 1in. shaft proj. Self-starting, high torque, 6 r.p.m., suitable also for display turntables. 5/7/6 (des. 1/6).

**VERY MINIATURE L.V. MOTORS, 3/8 volt D.C., low consumption, only 100 m.a.** at 4.5 volts, suitable for dry battery operation. Size 1in. by 1in., with mounting flange, shaft and pulley. Fine bargain for model makers. 7/8 (des. 6d.).

**A.C. CONTACTORS, 230 v. A.C. coil, 2-pole 7 1/2 amp. "make," base 4 1/2 by 2in., 12/6 (des. 1/6).** **MINIATURE RELAYS (STC) 250 ohms coil, 2 pole C.O. (double contacts), 1 1/2 x 1 x 1 in., 9/6. DELAY RELAYS (Western Electric), 24 volt, 120 ohms coil, 2-pole "make" with precision adjustable delay action (max. delay 3 seconds) on base 4 1/2 by 2 1/2 in. New, boxed, 15/6 (des. 1/6).** **AMMETERS, 0/5 amp. D.C. m/coil, 2in. sq. flange, 12/6 (des. 6d.). MICRO SWITCHES, single pole "make" or "break," at choice, 5 amps. A.C., new, boxed, 3/6.**

**SWAN-NECK LAMPS, adjustable to any angle or curve.** Best grade flexible brass support, 17in. long, with S.B.C. holder and shade. On wood base with switch and terminals—suitable for drawing offices, ideal as bedside lamp, limited supply at 21/6 (des. 1/6).

**WIRE-WOUND POTENTIOMETERS (Coivern) Brand new, dual 5,000/5,000 ohms, 10-watts, 360 deg. rotation, ball-bearing, size 3 1/2 in. dia. by 3in. deep, with shunt, remarkable bargain, 7/6 (des. 1/6).**

**MAINS BUZZERS, small model for direct use on A.C. mains 200/250 v. approx. 1in. cube, 5/6—post paid.**

**COMPLETE SEWING MACHINE MOTOR OUTFITS.** There is no better quality job at any price and we have many hundreds of very satisfied customers and large sale.


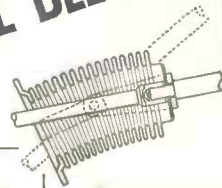
from recommendations. 200/250 v. A.C./D.C., fitted with latest radio/TV suppressors including motor with fixing bracket, foot control, needle light with switch, belt, etc., and instructions for fitting to ANY machine. And we still offer the complete outfit for 26/15/- (des. 2/9).

**EXTRACTOR FANS.** Very well made units at much below normal price. 200/250 v. A.C. (induction motor, silent running, no interference). With mounting frame and back grille, ready for easy installation. With 8in. impeller £5/5/-. With 10in. impeller £5/12/6. (des. either 3/6).

**M. R. SUPPLIES Ltd., 68, New Oxford St, London, W.C.1.**

Telephone: MUSeum 2958

HYDRAULICALLY FORMED,  
SEAMLESS, ONE-PIECE  
METAL BELLOWS



COMBINING THE  
PROPERTIES OF

- 1 A compression spring capable of repeated flexing
- 2 A container which can be hermetically sealed
- 3 A packless gland

for Automatic coolant regulation: Movement for pressure change: Packless gland to seal spindle in high vacua: Reservoir to accept liquid expansion: Dashpot or delay device: Barometric measurement or control: Pressurised couplings where vibration or movement is present: Dust seal to prevent ingress of dirt: Pressure reducing valves: Hydraulic transmission: Distance thermostatic control: Low torque flexible coupling: Pressure sealed rocking movement: Pressurised rotating shaft seals: Aircraft pressurised cabin control: Refrigeration expansion valves: Thermostatic Steam Traps: Pressure amplifiers: Differential pressure measurements: Thermostatic operation of louvre or damper.

B.15


by **DRAYTON**

Write for  
List No.

N. 800-1

Drayton Regulator & Instrument Co. Ltd., West Drayton, Middx.

# The latest in the Hi-Fi range



## The Elac 4 inch Tweeter

A further addition to the "Elmag" High Fidelity range, this 4in. cone type Tweeter is the finest of its class yet produced. Response to transients is exceptionally good and the absence of undesirable peaks results in clear and smooth reproduction.

For best results it should be used with a suitable cross-over filter in conjunction with 1 or 2 larger units.

Frequency response within 5 dB from 5,000-17,000 cps, only 7½ dB down at 20,000 cps.

OVERALL SIZE: 4in. DIA. x 2 $\frac{5}{8}$ in. DEEP.

POWER HANDLING: 2 W. Peak A.C. INPUT.

VOICE-COIL IMPEDANCE: 6 ohms at 5,000 cps.

PRICE: 29/10 inc. P.T.

Trade Terms 33 $\frac{1}{3}$ %

**ELECTRO ACOUSTIC INDUSTRIES LTD**

STAMFORD WORKS BROAD LANE TOTTENHAM LONDON N.15 TEL.: TOTtenham 0505-9


Synchronisation either channel  
either polarity

High input impedance with  
low output impedance

Separate attenuation  
each channel

Variable  
switching rate

5 Mc/s  
bandwidth




**An extra  
beam on  
any  
oscilloscope**

*Furzehill  
Laboratories Ltd.*

57 CLARENDON ROAD, WATFORD, HERTS.


TELEPHONE: GADEBROOK 4686

## *Dulci* AM/FM RADIOGRAM CHASSIS NEW DESIGNS



**Model H.4.** Four Wave bands (including V.H.F.) 7 Valves with Magic Eye Tuning Indicator, for 3 ohm or 15 ohm Speakers.

**£24. 6. 6.** (Tax Paid)



**Model H.3.** Three Wave bands (including V.H.F.) 6 valves, for 3 ohm Speaker.

**£20. 17. 0.** (Tax Paid)


Both Chassis are highly sensitive and stable giving high Quality reproduction and includes wide range Tone Control. Complete with Pick-up, Extension Speaker and Gram Motor Sockets.

**ALSO** A full range of High Fidelity FM and AM/FM Tuners and quality Amplifiers. Suitable cabinets available.

*Literature and Specifications*

**DIRECT FROM THE MANUFACTURER  
THE DULCI CO. LTD**

97-99 VILLIERS ROAD, WILLESDEN, LONDON N.W.2.  
Phone: Willesden 6678/9




Quartz Crystals of any shape and size cut and ground precisely to specification and coated, if required, with Gold, Silver, or Aluminium, etc.

**BROOKES CRYSTALS LTD**

Suppliers to Ministry of Supply, Home Office, B.B.C., etc.  
181/3 TRAFALGAR ROAD, GREENWICH, LONDON. S.E.10  
Phone: Greenwich 1828.  
Grams: Xtals, Green, London. Cables: Xtals, London

# NEW LOW-COST RADIO RELAY EQUIPMENT FOR DEPENDABLE, ECONOMICAL MULTICHANNEL COMMUNICATIONS

*RCA MM-2 provides  
multiplex telephone and  
telegraph circuits in 152 to 174 mc band*



RCA MM-2 radio relay equipment is ideally suited for private, commercial or governmental application where from 1 to 6 channels are needed for opening new radio communications. The modulation bandwidth, from 300 cps to 28 kcs, can provide up to five 3 kc carrier derived telephone-channels plus one voice frequency channel. Each channel may be further multiplexed for high speed voice frequency carrier telegraphed circuits, teleprinter or manual telegraph, telemetering and control circuits.

**Compact, Easy Access Design.** The entire MM-2 equipment, including multiplex equipment such as the RCA MV-124, can be mounted in one standard 19" width rack. All tubes, components and adjustment controls are readily accessible for maintenance and service purposes. The simplicity and dependability of the equipment reduce maintenance to a minimum.

The Transmitter unit, with built-in power supply, features crystal con-

trol and phase modulation, and provides a power output of 60 Watts. When used in conjunction with a directional type antenna, the effective radiated power may be increased.

The Receiver makes use of two crystal controlled local oscillators in a double conversion superheterodyne circuit. A Receiver Power Supply is also furnished as part of the basic equipment.

**Low Cost MM-2 Packages** are available to meet the needs of every user. RCA Communication specialists will study the system requirements, terrain, and other factors, to recommend the correct equipment package. Adaptions will be made to meet local power supply, or a power supply will be included in the equipment package.

For further information on this low-cost radio communications equipment see your local RCA Engineering Products Distributor or write to Dept. RR49F, RCA International Division, 30 Rockefeller Plaza, N. Y. 20, N. Y.

**TYPICAL MM-2  
TERMINAL rack** shown here with transmitter, receiver, and power supply on upper half with multiplex equipment mounted below.



RCA INTERNATIONAL DIVISION

**RADIO CORPORATION of AMERICA**

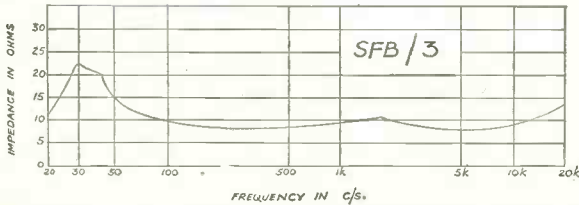
RCA Building, 30 Rockefeller Plaza, New York, N.Y., U.S.A.

Trademark © Registered



Model SFB/3  
(Reg. design 881,657)

IMPEDANCE CURVE. Note the unusually level impedance which typifies the wide frequency response.



# Wharfedale

## NEW 3-SPEAKER SYSTEM

gives you everything...

**except cabinet resonance**

Yes, in Wharfedale's latest model, cabinet resonance is conspicuous by its absence. Low resonance speakers fitted with foam suspension give smooth response over the full frequency range. Visually the SFB/3 is attractive. Structurally it is compact and portable. Technically it is cleverly designed. Acoustically it is amazingly good for its size.

- ★ ATTRACTIVE APPEARANCE ★ FREE-STANDING & EASILY MOVED
- ★ RESONANCE FREE: SANDFILLED BAFFLE ★ OMNI-DIRECTIONAL
- ★ FREQUENCY RANGE: 30 c/s to 20,000 c/s ★ MODERATE PRICE

### SPECIFICATION

Size, 34" x 31" x 12"  
Weight 64 lb.  
Impedance 8/15 ohms  
Bass resonance 30/35 c/s  
Max. Input 15 watts

### NEW PRICE

**£39.10.0**

COMPLETE

*Tropical model with resin-bonded plywood can be supplied at £2.0.0 extra.*

Made and guaranteed by **WHARFEDALE WIRELESS WORKS LTD.** · IDLE · BRADFORD · YORKS Telephone: Idle 1235/6

## WALMORE ELECTRONICS LIMITED

PHOENIX HOUSE, 19/23 OXFORD STREET,  
LONDON, W.1.

Telephone: GERrard 0522 Cables: Valvexpor  
For immediate response Telex London 8752.

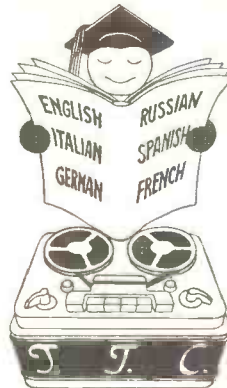
EXPORTERS OF RADIO, TELEVISION AND  
INDUSTRIAL TUBES, HAVE PLEASURE IN  
INTRODUCING THEIR BRAND



AND INVITE ENQUIRIES FROM BUYING  
AND CONFIRMING HOUSES EXCLUSIVELY  
FOR EXPORT

SUPPLIERS OF RADIO COMPONENTS  
ELECTROLYTICS, AND CATHODE RAY  
TUBES

## LANGUAGE COURSES WITH YOUR TAPE RECORDER



15 complete Conversational lessons for beginners in French, Spanish, German, Italian and Russian. One Single Tape comprises a complete elementary course in any of the above languages.

"Milly Molly Mandy" Children's Stories, read by the author. French 19th Century Romantic Verse. Retail price book and tape £3.17.6.

Shortly available: "Practical English Conversation for foreigners. New Spoken Course in English, which includes detailed instruction in Phonetics, Elocution and

intonation. Also full comprehensive language course consisting of 2 hours' recording. Retail price £7.7.0 including handbook.

*Also full comprehensive language course consisting of 2 hours' recording. Retail price £7.7.0 including handbook.*

*Please write for explanatory leaflet*

**TUTOR TAPE CO.**  
70 BREWER STREET, LONDON, W.1  
GERrard 3376



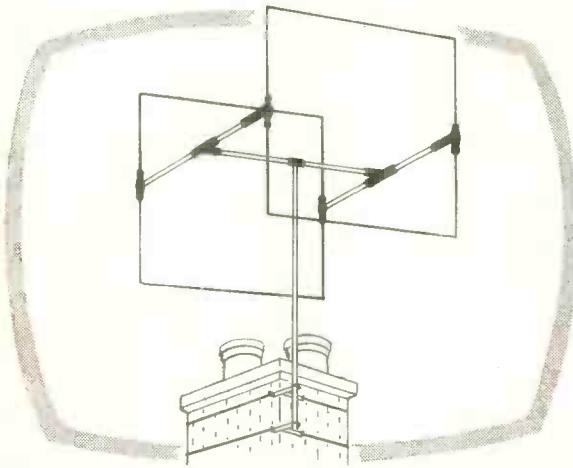
# ARMY WIRELESS SET TYPE C12



The Army Wireless Set Type C.12 designed and manufactured by Pye Ltd., Cambridge to replace their world famous Wireless Set No. 19, has been adopted by the War Office for use in roles beyond the capabilities of the new VHF equipment.

Pye Ltd., specialize in the design and production of military mobile radio equipment. Their well-known wartime range of sets is continued in peacetime by the WS 62, still in quantity production for the War Office and many overseas Armies.

# A SUPER-FRinge T/V AERIAL for Band I



## the LABGEAR BI-SQUARE outdoor

The most remarkable advance in aerial design. Only half the size of ordinary Band 1 arrays, the BI-SQUARE is light in weight, easy to erect and gives 11-12dB gain. Factory pre-assembled and supplied complete with 12 ft. mast and double chimney lashings.

Model 110 (head only) £6.10.0      Model 110/X3 (Complete) £10.17.6


### LOFT MOUNTING VERSION

The first long range loft mounting aerial, this version of the BI-SQUARE eliminates installation problems and under average conditions provides first class Band 1 reception up to 40/50 miles.

Model 110/L £6.10.0

## First of its kind The Spiral

Another new Labgear development! Designed to meet the demand for a neat, unobtrusive aerial for Bands I and III, the Spiral has a range of approximately 10 miles and is supplied ready to plug into the set.



Send now for Labgear Wall Chart giving complete details of all aerials for B.B.C., I.T.A. and V.H.F./F.M.

**Labgear (Cambridge) Limited**

WILLOW PLACE - CAMBRIDGE - ENGLAND

Telephone: Cambridge 2494  
Sales Office:

Telegrams: Labgear, Cambridge  
Cambridge 88021



# TRANSISTORS

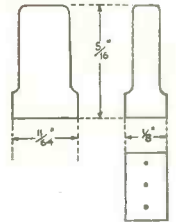
Pioneers in the field of crystal devices, British Thomson-Houston, by constant advances in manufacturing techniques, are able to supply transistors of unsurpassed quality at highly competitive prices.

LARGE QUANTITIES AVAILABLE FROM STOCK

Type	Typical cut-off frequency (Common Base) Mc/s	Current Amplification $\mu_{iA}$ (Common Emitter)	Maximum Peak Collector Voltage Volts	Maximum Collector Current mA	Maximum Power Dissipation mW
GT 1	0.8	20	-15	-10	50
GT 2	0.9	40	-15	-10	50
GT 3	1.0	65	-15	-10	50
GT 11	4.0	30	-15	-10	25
GT 12	6.0	40	-15	-10	25
GT 13	9.0	50	-15	-10	25

Ratings given pertain to ambient of 25°C.

Maximum Storage Temperature 55°C.



**BRITISH THOMSON-HOUSTON**  
THE BRITISH THOMSON-HOUSTON COMPANY LIMITED · RUGBY · ENGLAND  
an A.E.I. Company

## AC FROM ANY DC SUPPLY WITH




### DC/AC CONVERTERS

- ★ *Tape Recorders*
  - ★ *Latest Radiograms*
  - ★ *FM/AM Radios*
  - ★ *Record Players*
  - ★ *Television*
  - ★ *Electronic Devices*
  - ★ *Electric Shavers*
- ★ Recording outdoor events
  - ★ Operates from car battery
  - ★ AC Mains performance from caravan battery supply
  - ★ Operate the latest Hi Fi sound reproducing equipment from DC Mains or Ships DC supply



**VALRADIO LIMITED**  
(DEPT. WW/C) BROWELLS LANE · FELTHAM · MIDDLESEX  
TELEPHONE: 4242 & 4837





# TRANSFORMERS


*a new, important source of supply*

For well over half a century S.T.C. have been making transformers, but this production has been used exclusively in the great variety of telecommunications and power equipment manufactured by the Company.

Now S.T.C. design, development and manufacturing resources are available generally to industry. Present transformer ranges extend to 50 kVA—soon to be extended.

S.T.C. high-quality transformers cover single phase and three phase types and include Core, Shell, Potted, C-core and Hermetically Sealed construction.

Write for leaflets F/TRL.55 to 61.



FOR THE FINEST

TRANSFORMERS

**YOU CAN NOW SPECIFY**


*Standard*



*Standard Telephones and Cables Limited*

Registered Office : Connaught House, Aldwych, London, W.C.2

RECTIFIER DIVISION: EDINBURGH WAY · HARLOW · ESSEX



9 WAY	18 WAY
26 WAY	34 WAY

Embody new improved features shown below



- Alternative long plug cover provides pin shroud.
- Strengthened extruded aluminium cover with rigid cable clamp, top or end cable entry.
- Optional latch prevents accidental disengagement. Available for all combinations.
- Mask to protect pins of panel mounted plug.
- Gold plated sockets and pins.
- Dowels provide mechanical alignment.
- Special alternative dowel socket for electrical connection.

Send for full details to :

**McMURDO**  
**MK II MICRONECTORS**

THE McMURDO INSTRUMENT CO. LTD., ASHTEAD, SURREY. Telephone: Ashtead 3401

# BERRY'S

ANNUAL

STOCK-TAKING

# SALE

COMMENCES

MONDAY 8th JULY 1957

SLASHING REDUCTIONS!

# BERRY'S

RADIO

25 HIGH HOLBORN, LONDON, W.C.1  
Tel: Holborn 6231-2  
(OPPOSITE CHANCERY LANE)

# METERS

To B.S.89 Calibrated and scaled to your requirements.

COMPREHENSIVE RANGE AVAILABLE  
EX-STOCK or TO ORDER

DELIVERY 7-14 DAYS

Stockists of:

ERNEST TURNER, BALDWIN, EAC,  
WEIR and LEADING MANUFACTURERS INSTRUMENTS.

MOVING COIL, MOVING IRON  
THERMO COUPLE, ELECTROSTATIC.

CIRCULAR (Flush or Projecting),  
SQUARE, RECTANGULAR, & INDUSTRIAL PATTERNS.



Typical 2½in. & 3½in. Round Flush Pattern

We can supply meters with Non-Standard Current and Voltage Ranges to any specification.

Owing to increased capacity we are now able to accept customers' own Meters for  
**SCALE DRAWING & LETTERING**


Manufacturers of:  
ELECTRONIC TEST EQUIPMENT, NETWORK ANALYSERS, EDUCATIONAL, GEOPHYSICAL and SPECIAL INSTRUMENTS, PORTABLE MULTIRANGE TEST SETS at 1 megohm per Volt.

May we quote for your requirements?

**ANDERS ELECTRONICS LTD.**  
91, HAMPSTEAD RD., LONDON, N.W.1. EUSon 1639

Suppliers to Govt. Depts., B.B.C., Tech. Colleges,  
Leading Manufacturers & Research Laboratories

*Internationally accepted...*






leading technicians  
throughout the world  
use the  
**Mullard**  
Dual Trace Oscilloscope

**The DUAL TRACE OSCILLOSCOPE  
TYPE L101 MARK 2 as used by**

- Research Laboratories
- Government Establishments
- Communications and Television  
Development Laboratories
- Hospitals
- Universities
- Computer Engineers
- Electricity Supply Authorities
- Audio Engineers
- Nucleonic Engineers
- Instrumentation Engineers
- Aircraft Manufacturers
- Telephone Manufacturers
- Oil Refineries

Scientists and technicians throughout the world recognise that the quick, easy and accurate way to measure and compare waveforms is to use the Mullard Dual Trace Oscilloscope L.101 Mk. 2. Many hundreds of these oscilloscopes are now helping to speed production and research.

Here are some of the advanced design features that have brought this instrument international recognition: Two signals can be locked steady on the graticule for comparison and measurement by the turn of a knob. Two amplifiers preserve their frequency response on all gain settings—each has a 4Mc/s bandwidth (0.1 $\mu$ s rise time) irrespective of sensitivity, and a maximum sensitivity of 20mV pk/pk-cm. There is no interaction between channels. Free running or triggered, the time base has sweep speeds from 0.1 $\mu$ s/cm to 10ms/cm and the trace may be expanded five times. Both voltage ( $\pm$ 5%) and time ( $\pm$ 10%) are measured by the null method and calibration accuracy is preserved by a well regulated power supply.



Manufacturers and design engineers are invited to write for full details of the Oscilloscope L.101 Mk. 2 and other instruments in the Mullard range.

MULLARD LIMITED · EQUIPMENT DIVISION · MULLARD HOUSE  
TORRINGTON PLACE · W.C.1 · TELEPHONE: LANGHAM 6633



# "YOU CAN RELY ON US"

*Stockists of all Radio and Electronic components for manufacturers, laboratories, Educational authorities, and the amateur.*

MULLARD 510 AMPLIFIER AND G.E.C. 912 AMPLIFIER—ALL PARTS STOCKED AND AVAILABLE ON H.P.

★

INCLUDING ELCOM, BULGIN, TCC, HUNTS, DENCO, ETC.  
DETAILED LISTS ON ABOVE AVAILABLE  
ALL AVO, TAYLOR, INSTRUMENTS FROM STOCK

## RADIO SERVICING COMPANY

82, SOUTH EALING ROAD, LONDON, W.5.

Telephone: EAL. 5737

Next to South Ealing Tube (TURN LEFT) 9 to 6 p.m., Wednesday 1 o'clock.

ARE YOU  
IN NEED  
OF  
Transformers?



OUR PRODUCTS range from Small Transformers and Chokes, used in Electronics, to Single and Three-phase Transformers of 50kVA, open or oil-filled construction. We offer a range from 7 to 7000 VA on Standard Laminations, also a wide selection of "C" and "E" core assemblies, open or hermetically sealed. Vacuum Impregnation and Enveloping to RCS. 214, H1 or H2. Our extensive stocks of Raw Materials enable us to offer exceptionally quick deliveries.

YOUR ENQUIRIES ARE INVITED:

### ANDEC LTD

FORMERLY AVIS & BAGGS LTD.


A.I.D. & A.R.B. Approved. Contractors to H.M. Government

BENNET ROAD, READING, BERKS.

Telephone: Reading 82401/2

## HUNTON will cut your press tool costs for PROTOTYPE and PRE-PRODUCTION RUNS!

THE UNIVERSAL BOLSTER OUTFIT USING STANDARDISED PUNCHES AND DIES FOR SHEET METAL PIERCING AND BLANKING ON FLY PRESSES



STUDY THESE ADVANTAGES

- Specialised range of Chassis Piercing and Forming Tools for the Radio and Electronics industries.
  - To get you started—standardised Punches and Dies  $\frac{1}{16}$  in. to  $3\frac{1}{2}$  in. dia. in  $1/32$  in. sizes from stock.
  - At short notice, Standardised Tools or square, oblong and other shapes.
  - Adjustable Gauges for exact location of work. Automatic and Positive Stripping of material from Punch.
- If in London or Home Counties ask for a practical demonstration in your own works. Alternatively, write for illustrated price list W.W.

### HUNTON LIMITED

PHOENIX WORKS, 114-116, EUSTON RD., LONDON, N.W.1.  
Tel.: EUSton 1477 (3 lines). Grams: Untonexh, London.


**GOODMANS**

# HIGH FIDELITY LOUDSPEAKER SYSTEMS

## The SHERWOOD ENCLOSURE

designed to contain either single or twin unit High Fidelity loudspeaker systems. As a single unit system the Axiom 150 Mk. II (15 watts) or the Axiom 22 Mk. II (20 watts) is used. The choice depends upon power handling capacity required. Both are 12" twin cone units, with frequency coverage of 30-15,000 c/s.

For a twin unit system the Trebax high frequency horn loaded pressure driver is added to the single unit system, together with crossover network XO/5000, the 12" loudspeaker being employed as a bass and mid-range reproducer, up to 5,000 c/s, the Trebax handling the remainder of the range up to 16,000 c/s. By this means the response is extended and distortion minimised.

*Finished in choice mahogany veneers,  
with contrasting woven plastic fret.*



## The '315' REPRODUCER

is a complete complex loudspeaker system. It contains three loudspeaker units; a 12" bass unit of the direct radiator type, operating from 30 c/s to 750 c/s; a mid-range unit, pressure type, horn loaded, operating from 750 c/s to 5 Kc/s; and a treble unit, pressure type, horn loaded, operating from 5 Kc/s to 16 Kc/s. The three units are fed by a double divider network, the mid-range and treble units are provided with constant impedance variable attenuators, calibrated in 2 decibel steps, enabling easy and accurate variation from level response to suit individual listening conditions and special requirements. The complete system is housed in a thick walled enclosure of exceptional rigidity; the bass chamber is loaded by an Acoustical Resistance Unit.

*The '315' Reproducer is finished in distinctive  
sapele veneers in medium rosewood colour.*



**GOODMANS**

Fuller details of the SHERWOOD  
and the '315' REPRODUCERS  
gladly sent on request.

**Question** "Why don't dealers stock and recommend our Amplifiers and Tuners, etc?"  
**Answer** "Because they cannot afford to as we give their discount to YOU (the public)."

This direct trading explains why our products, though in the top class, are so much cheaper than our competitors'.

If any reader should have his mind set on a high-priced amplifier of another make and would like to save money if possible, we should like to make the following clear-cut offer: If he buys one of our "Symphony" Amplifiers or Tuners and is not entirely satisfied with it he may return it for full credit against any other amplifier or tuner on the

market. It should be emphasised at this stage that we can supply any Amplifier, Radio Tuner, etc., advertised.

Our chief Engineer, who is operating a Technical Guidance Service, is available daily including Saturdays from 10 a.m. to 6 p.m. or will deal with enquiries by return of post. Send for new catalogue mentioning "Wireless World." **NORTHERN RADIO SERVICES**, Dept. W.W., 11 Kings College Rd., London, N.W.3. 'Phone PRI. 3314.

The new **No. 1 "SYMPHONY" AMPLIFIER** Mark III is a 3-channel 5-watt Gram/Radio Amplifier with astonishingly flexible tone control. You can lift the treble, the bass, or—and here is the unique feature—the middle frequencies to suit your own ear characteristics, and the record or radio programme being heard. Independent Scratch-cut is also fitted and special negative feedback circuit employed. The Amplifier can accommodate a wide variety of records from old 78s to new LPs. Input is for all types of pickup of 0.1 v. output or more and there is full provision for Radio Tuner Tape take-off and Playback. It is available to match 15 ohms or 2-3 ohms speakers. Price 12 gns. (carriage 7/6). Fitted in Portable Steel Cabinet 2 gns. extra.

The new **No. 2 "SYMPHONY" AMPLIFIER** Mark III as No. 1 but with 10-watt Push-Pull triode output and triodes throughout. Woden mains and output transformers and choke. Output tapped 3, 7.5 and 15 ohms. provision for Tuner and Tape. Competes with the most expensive amplifiers on the market yet costs only 16 gns. (carr. 7/6). Fitted in Portable Steel cabinet 2 gns. extra.

**"SYMPHONY" AMPLIFIERS with REMOTE CONTROL** Both the above model Amplifiers are available with all controls on a separate Control Panel with up to 4 feet flexible cable which simply plugs into the amplifier. Enables the Amplifier proper to be sat in the bottom of a cabinet whilst the controls are mounted conveniently higher up. Extra cost 2 gns.

**No. 1 "SYMPHONY" F.M. TUNER.** High grade instrument with extremely silent background. Based on the latest type of permeability-tuned Coil Assembly of advanced design housed in anti-radiation shroud giving extreme sensitivity and high music/noise ratio. Suitable for amplifiers in the highest fidelity class. £15/8/-. Power Pack £3/7/6. Magic eye £1 extra if required.

**No. 2 "SYMPHONY" AM/FM TUNER.** Combining all the specifications of our Long, Medium and Short wave Superhet AM Tuner and our No. 1 FM Tuner. Separate Coil Assemblies and I.F.s. Fully self-powered on one chassis. 26 gns. (carr. and pkg. 7/6).

**"SYMPHONY" AM/FM RADIOGRAM CHASSIS, Mk. II.** Very high grade Radiogram Chassis incorporating the Long, Medium, Short and VHF Bands; nine valves including new fan-type, built-in Magic Eye; push-pull output for high quality reproduction. Input sensitivity adequate for Studio Professional quality (P) and transcription (PX) pick-up cartridges. New type ultra-sensitive, anti-radiation, no-drift FM front-end; built-in ferrite rod A.M. aerial; plug-in F.M. indoor dipole aerial supplied free. Negative feedback; 15 ohms tapped 3 ohms output; entirely new-look German-type dial and knobs in gold, brown and cream, measuring 15in. x 6in. horizontally. Depth front-to-back 8in. An extremely attractive up-to-the-minute instrument. Price complete with 10in. Goodmans Loudspeaker, 26 gns. plus carriage, 10/-. Alternatively, allowance made on standard Speaker against a more expensive, high fidelity speaker. Delivery from stock.

#### RECOMMENDED GRAMOPHONE UNITS

**LENCO GL50 4-speed TRANSCRIPTION UNIT**, complete with pick-up and either Studio crystal or variable reluctance cartridge and two sapphires, £21/17/10. Ditto, less pick-up, £17/10/4. Illustrated leaflets available.

#### SPECIAL BARGAIN

**COLLARO 4-SPEED MIXED AUTOCHANGER**, Model 456, for A.C. mains. Complete with Studio pick-up and two sapphire styli. Fitted with Automatic/Manual control. Brand new in maker's sealed cartons. List Price £13/17/6. Our Price £9/15/0. Immediate despatch. Illustrated leaflet on request.

**"SYMPHONY" BASS REFLEX CABINET KITS.** 30in. high, consist of fully cut 3/4in. thick, heavy, inert, non-resonant, patent acoustic board, deflector plate, felt, all screws, etc., and full instructions. 8in. speaker model 85/-; 10in. speaker model 97/6; 12in. speaker model £5/7/6. The design is the final result of extensive research in our own laboratory and is your safeguard of optimum acoustic results and full rich bass. Carriage 7/6. Ready built 15/- extra. As above but fully finished in figured walnut veneer with beautiful moulding and speaker grille 10in. £11; 12in. £11/10/-. Other veneers to order.

**THE "SYMPHONY" DELUXE TAPE RECORDER** 2-speed, twin-track, microphone, radio and gramophone inputs. Facilities for playback through high quality internal elliptical speaker, or through external high fidelity speaker or through external high fidelity amplifier. Automatic head demagnetisation. Wide frequency range heads. Housed in handsome polished walnut cabinet. Fantastic value for money at 49 gns., or 9 monthly payments of 6 gns. Plus carriage £1. Full details in catalogue.

## WAFER SWITCHES TO SPECIFICATION

As we specialise *only* in the manufacture of small quantities of wafer switches (to individual specification) we can guarantee competitive prices—and . . .

### FASTEST DELIVERY

Write, Phone or Call for Comprehensive Price List and Design Chart.

## SWITCHES TO PUBLISHED DESIGNS (FROM STOCK)

G.E.C. 912-PLUS		Mullard Tape Amplifiers	
S1 (14061/B1)	} 14/6 pair	Amplifier "A"	
S2 (14062/B1)		SS/567/A	} 32/6 the set
S4 (SS/556/1) . . . . .	SS/567/B		
S5 (SS/556/2) . . . . .	SS/567/C		
		Amplifier "B"	
		SS/567/A . . . . .	16/6

## SPECIALIST SWITCHES

23 Radnor Mews - Sussex Place  
 London W2 - AMBassador 2308

Suppliers to the leading electronics, aeronautical and automobile companies and to research institutions, the G.P.O. and Universities.

## KAYE



## RELAYS



## & COMPONENTS

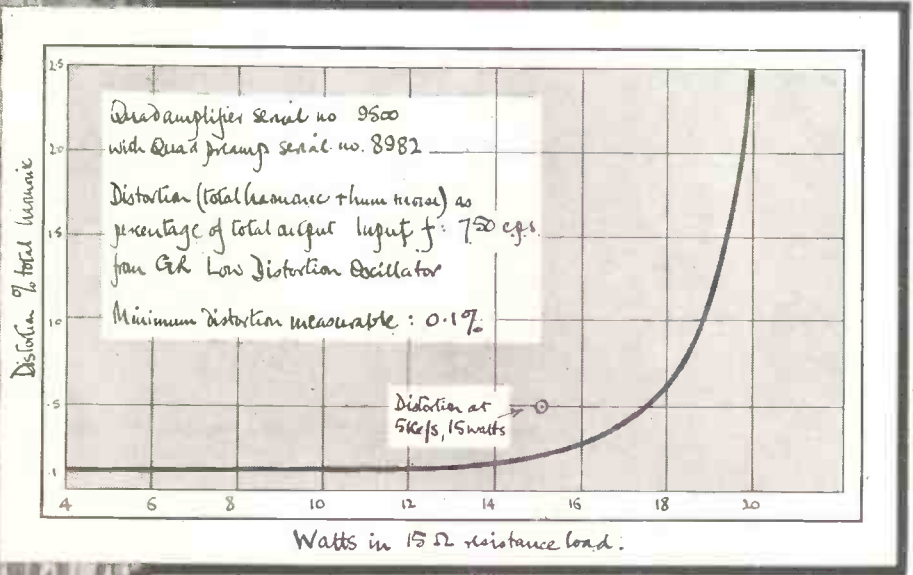


Send now for our FREE six page relay information Folder, giving details of our 3000 and 6000 type relays, together with "one off" prices. Special quotes for quantities.

**KAYE ELECTRICAL MANUFACTURING CO.**  
 Havelock Works, Havelock Place, Harrow, Middlesex.  
 Grams: KAYE ELECTRICAL HARROW. Phone: HARROW 1432

From **MALAYA** comes independent support for the QUAD II performance

**A** senior audio engineer of some standing in Malaya has made exhaustive tests, under severe tropical conditions, on his recently purchased QUAD II Amplifier—his remarks and performance curve speak for themselves:-



"I enclose a curve which may interest you—it shows the very good performances of the QUAD II. There's no doubt whatever of its superiority to many of the other amplifiers now on the market."

In like manner, enthusiasts the world over express their approval of the QUAD II—the best which present techniques can devise. The design of the QUAD II is simple and straightforward, without the sacrifice of a single refinement capable of contributing to the final objective which is—the closest approach to the original sound.

Send for further details and brochure to Dept. WW

**ACOUSTICAL MANUFACTURING COMPANY LTD**  
HUNTINGDON, HUNTS. Telephone: HUNTINGDON 361

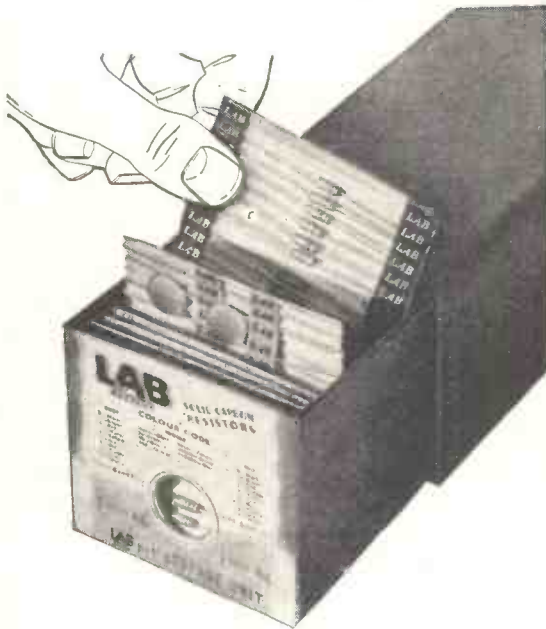
THE QUAD II IS AVAILABLE THROUGHOUT THE WORLD  
The material for this advertisement was supplied by H. A. O'CONNOR of SINGAPORE.



**ACOUSTICAL**

# OHMS? RATING? TOLERANCE?

..... it's easy with **LAB**  
Continuous Storage Units



Thousands of LAB Continuous Storage Units are daily solving the problem of control and storage of the great range of resistors. Compact, and capable of storing up to 720 separate resistors, LABpak make selection positive, simple and speedy. Now that Ceramicaps, Histabs and Wirewound resistors have been added to the carded range, the usefulness of LABpak storage units is enhanced.

FREE with any purchase of the LABpak range, these units are the complete answer to the storage problems of small production units, laboratories, etc.

**MAKE UP YOUR ORDER TODAY**  
— DELIVERY EX-STOCK

All LABpak resistors are carded in ohmic value, rating and tolerance, colour indexed and tabbed for easy selection.

The LAB Continuous Storage Units are available from your normal source of supply, but more detailed information and literature can be obtained from:

**THE RADIO RESISTOR CO. LTD.**  
50 ABBEY GARDENS · LONDON · N.W.8  
Telephone: Maida Vale 5522

All good 'Labs' use  
**RadioSpares**  
quality components  
for design  
development and  
prototype work

**Service Engineers!**

Remember - Radiospares components are delivered absolutely "by return"

## EDDYSTONE COMMUNICATION RECEIVERS



Model 840A illustrated  
Cash Prices and Statutory Terms

Model	Cash Price	Deposit	8 Monthly Payments of
820	£31 18 0	£3 14 6	£3 14 6
870	£34 16 0	£4 1 6	£4 1 6
840A	£55 0 0	£6 8 4	£6 8 4
750	£78 0 0	£9 2 0	£9 2 0
888	£110 0 0	£12 16 8	£12 16 8
680X	£120 0 0	£14 0 0	£14 0 0

Cash price if paid in 6 months by Bankers' order  
Carriage paid per passenger train.

Model 840A is for A.C. or D.C. 110/250 v.; 750 and 680X 110/240 v. A.C. These sets are the choice of the discerning professional and amateur users. Descriptive literature gladly forwarded.

Latest EDDYSTONE Component Catalogue 1/-




**The**  
**Eddystone**  
**Specialists**  
**SERVICES LTD.,**

55 COUNTY ROAD, LIVERPOOL, 4  
Telephone: AINTREE 1445 ESTAB. 1935  
Branch address: MARKET CROSS, ORMSKIRK



# Another traffic jam?



An up-to-the-minute answer to V.H.F. frequency spectrum limits is B.C.C.'s entirely new range of V.H.F. equipment.

- ★ to British and Overseas Post Office new channelling and specification standards
- ★ unmatched quality with professional performance
- ★ pleasingly styled
- ★ portables, mobiles, link and fixed equipment are part of our range for every service

#### Available:

- B.C.C.:
- 46 single channel, lightweight man-pack set
  - 47 multichannel, lightweight man-pack set
  - 69 multichannel, 5/6 watt mobile transmitter/receiver
  - 89 5 watt transmitter/receiver for solo motor cycle mounting
  - 715 multichannel 10/15 watt mobile transmitter/receiver having local and remote control facilities
  - 311/201 multichannel, 10/15 watt main control station
  - 312/202 10/15 watt fixed link station
  - 301/201 multichannel 50 watt fixed station

For sound solid equipment meeting communication requirements for years to come you cannot better B.C.C.

**BRITISH COMMUNICATIONS CORPORATION LTD.**

Wembley, Middlesex, England

Telephone: WEMBLEY 1212


Telegrams: BEECEEE

# have you a DC 'bug-bear'?

No longer need D.C. current be a 'bug-bear'. The Felgate ELECTRONIC INVERTER will transform 200/250 volt D.C. current to operate almost any A.C. apparatus needing a power of between 25 and 78 watts.

The instrument consists of a hard valve push-pull power amplifier driven by a separate oscillator; there are no moving parts. It is silent in operation and its frequency is very stable. Measuring  $9\frac{1}{2}$ " x  $6\frac{1}{2}$ " x  $5\frac{1}{2}$ " it can be fixed inside a large instrument such as a radiogram, with control switch on the dial.

PRICE £13. (no P.T.)



## FELGATE electronic inverter

See your dealer today. If any difficulty write to:

FELGATE RADIO LTD. FELGATE HOUSE, STUDLAND STREET, HAMMERSMITH, W.6.

20

## PRE-SET CONTROL LOCK

Designed to lock the spindles of pre-set potentiometers or trimmers without rotational or lateral displacement of shaft.



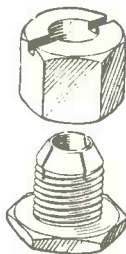
Will accept wide range of panel thicknesses.

**TYPE P**

Very attractive appearance for panel mounting

**TYPE C**

Send for leaflet A.1



## "KNOB LOCK"

The ideal method of locking panel mounted controls. Positive guard against vibration, etc.

This development of our popular pre-set control lock is finished in black plastic and embodies control knob and instantaneous finger-tip locking knob.

Send for List No. A.6

**SUTTON COLDFIELD ELECTRICAL ENGINEERS**

Reddicap Trading Estate, Sutton Coldfield. 'phone SUT 3038 & 5666

MANUFACTURERS OF

**AUTOMATIC & HAND  
COIL WINDING  
MACHINES**

**LAYER WINDING  
MACHINES**

**WAVE WINDING  
MACHINES**

**STRIP WINDING  
MACHINES**

**REEL CARRIERS (Light & Heavy)**


Machines supplied to customers' requirements.

Your enquiries are invited.

**ETA TOOL CO.**  
(LEICESTER) LTD.

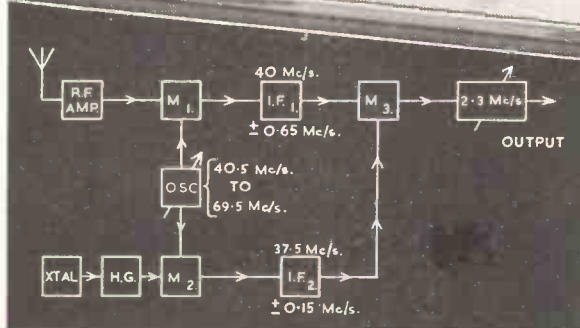
29A WELFORD ROAD, LEICESTER

Phone 5386



“This is more than a receiver . . .  
 . . it's a revolution!” SAY OPERATORS


The **NEW** RA.17 H.F. (0.5-30 Mc/s) Communications Receiver



Write for full specification and performance data today

**CONSIDER THESE SENSATIONAL FEATURES:**

- ★ 0.5 to 30 Mc/s in 30 bands
- ★ Band changing without switches or turrets
- ★ 60in. film scale giving 200 c/s setting accuracy
- ★ Overall stability after warm-up within 100 c/s
- ★ Extreme sensitivity: 3μV. for 20 db S/N ratio (30% modulation)
- ★ Undiscernible reradiation
- ★ Negligible spurious responses
- ★ Extreme mechanical simplicity—no complex gear trains
- ★ Cast chassis giving exceptional rigidity
- ★ Modular construction allows easy servicing
- ★ Alternative British or American valves and connectors
- ★ Signal meter and sensitivity check



**BRACKNELL · BERKSHIRE**

Telephone: Bracknell 941

Cables/Grams: Racal Bracknell Berks

North England Agent:

Farnell Instruments Ltd., Hereford House,

North Court, Vicar Lane, Leeds 2

Telephone: Leeds 32958

Recapture the atmosphere  
of the  
Festival Hall  
in your own home  
with **Classic HI·FI**

The expectant murmur of the crowd, mingled with the discordant wail of tuning violins. The hush as the conductor raises his baton. And then—the beauty of a Mozart symphony or a Beethoven concerto floods your room with its magnificence. No matter where you live a Hi-Fi sound system can bring the Festival Hall right into your home. A Hi-Fi gramophone or radio is an instrument refined and improved almost beyond belief. And Hi-Fi is not particularly expensive. We send sound systems and components of various kinds to all parts of the world, so write today for our fully illustrated brochure "WHAT IS HI-FI?" to

**CLASSIC**

ELECTRICAL COMPANY LTD.  
"THE HIGH FIDELITY SPECIALISTS"

352/364 Lower Addiscombe Road, Croydon, Surrey. Telephone: ADDiscombe 6061/2. Telegrams: Classifi, Croydon, Surrey.

Bus services: 59a, 54, 12 and Green line—725. Nearest stations: Woodside. Addiscombe. East Croydon.



**BRITISH PHYSICAL LABORATORIES**

Radlett, Herts.  
Phone: Radlett 5674-6



Whichever Way  
You Look At It  
A

**PERFECT METER**

Rectangular Models : 4" & 5"

Square Models : 2", 2½" & 3½"

Round Models : 1½", 2", 2½" & 3½"

Hermetically Sealed : 1½" & 2½"

MAY WE ALSO SEND DETAILS OF  
OUR ELECTRONIC INSTRUMENTS.

**ASK ARTHURS FIRST**

LARGE STOCKS OF VALVES and C.R.T.s. METERS, Avo, Advance, Taylor, and Cossor Oscilloscopes in stock. AMPLIFIERS, Leak, Trix & Quad. GRAM UNITS, Garrard & Collaro. Collaro TRANSCRIPTION UNIT 2010PX.

LOUDSPEAKERS, Goodmans, Wharfedale, WB Tannoy and leading makes. PICK-UPS and STYLI of most makes. TAPE RECORDERS, Grundig, Philips, Truvox, Playtime & Ferrograph.

**LATEST VALVE MANUALS**

Mullard, 10/6; Osram & Brimar No. 6, 5/- each; Osram Part 2, 10/-.

Postage 9d. each extra.

**PARTICULARS ON REQUEST**

Terms C.O.D. OR CASH with order.

*Arthur's* EST. 1919  
PROPS: ARTHUR GRAY, LTD.

GRAY HOUSE, 150-152 CHARING CROSS ROAD, LONDON, W.C.2  
TEMBle Bar 5833/4 and 4765 Cables: TELEGRAY, LONDON



# SUPER-MUMETAL MAGNETIC CORE.

## A NEW ELECTRONIC COMPONENT FOR:

**Transistor Power Supply Circuits**  
**Transistor Transformers**  
**Current Transformers**  
**Computer Switching and Memory Circuits**

**High Gain Microphone Transformers**  
**Wide Band Amplifier Transformers**  
**Magnetic Modulators**  
**Magnetic Amplifiers**

*A high permeability toroidal core which will produce a guaranteed minimum inductance*

- ★ *Range of Standard cores with guaranteed performance.*
- ★ *Initial Permeability 50,000 minimum.*
- ★ *Maximum Permeability 200,000.*
- ★ *Protected from mechanical damage and winding strains by hermetically sealed nylon case.*
- ★ *Anti-Vibration cushion of silicone grease.*
- ★ *Operating temperature up to 135°C.*
- ★ *Variation of initial permeability 0.1% over the temperature range -40°C up to 135°C.*

Please visit our Stand No. 293,  
 S.B.A.C. Exhibition, Farnborough  
 2nd - 8th Sept. 1957

Write for technical leaflet to:—

**THE TELEGRAPH CONSTRUCTION & MAINTENANCE COMPANY LTD**

Head Office · Mercury House · Theobald's Road · London W.C.1 · Tel: Holborn 8711

ENQUIRIES TO METALS DIVISION · TELCON WORKS · MANOR ROYAL · CRAWLEY · SUSSEX · TEL: CRAWLEY 1560

# THE WEYRAD AM/FM RECEIVER

THIS RECEIVER WHICH HAS BEEN SPECIALLY DEVELOPED FOR THE AMATEUR CONSTRUCTOR PROVIDES COMPLETE COVERAGE OF THE SOUND BROADCAST BANDS—LONG, MEDIUM AND SHORT WAVE AM WITH 87.5-100 Mc/s. V.H.F. FOR FM. WE HAVE PRODUCED A FULLY ILLUSTRATED BOOKLET WHICH GIVES INFORMATION ON THE ASSEMBLY AND ALIGNMENT OF THE 4-BAND SEVEN-VALVE RECEIVER, INCLUDING CHASSIS LAYOUT, CIRCUITS AND POINT-TO-POINT WIRING DIAGRAM.

- ★ "WEYRAD" B.61 COIL PACK, P.23 I.F. TRANSFORMERS, T.S.61 TUNING SCALE, Q2 I.F. FILTER, E.822 MAINS TRANSFORMER AND E.823 OUTPUT TRANSFORMER.
- ★ ALUMINIUM CHASSIS WITH ALL PUNCHING AND BENDING COMPLETE.
- ★ DESIGNED FOR LATEST TYPE MULLARD VALVES.
- ★ RECEIVER OUTPUT CAN BE MODIFIED FOR USE AS A RADIO FEEDER FOR QUALITY AMPLIFIERS.

THE BOOKLET & PRICE LIST .....2/6d.

ILLUSTRATED FOLDER OF AM. COMPONENTS .....3d.

**WEYMOUTH RADIO MANUFACTURING CO., LTD.**  
CRESCENT STREET, WEYMOUTH, DORSET.

## IMPORTANT ANNOUNCEMENT A.D.S. RELAYS LTD.

MANUFACTURERS OF 3000 & 600T RELAYS

*Wish to make it known that they are*

**FULLY TYPE APPROVED**

TO

INTER SERVICES SPECIFICATION

R.C.S. & R.C.L. 161

(Certificate Nos. 1000, 1001, 1003 & 1004)

### A.I.D.


A.R.B. & ADMIRALTY  
APPROVED

**A.D.S. RELAYS LTD.** Dept. W.W.  
12, STORE STREET, LONDON, W.C.1.  
Tel.: MUSeum 2453

## CONSTRUCTORS STILL SAY !!IT'S THE BEST!!

THE  
**SUPEREX "55"**  
BATTERY PORTABLE

- FOUR VALVE SUPERHET
- LONG, MEDIUM WAVES
- ELLIPTICAL SPEAKER
- B7G VALVES
- CABINET SIZE  
10½" × 8½" × 4½"



SEND 1/6d. for  
CONSTRUCTION BOOK

BUILDING COST

**£7. 15. 0**

PLUS 4/- CARRIAGE

Send for free Catalogue



**SUPERIOR RADIO SUPPLIES**  
37 HILLSIDE, STONEBRIDGE, N.W.10

PHONE: ELGAR 3644



**IN CONTACT...**

The unfailing accuracy required of radio equipment in shore, air and sea communications necessitates the use of the most efficient and reliable components. Experience shows that G.E.C. Quartz Crystal Units are unexcelled in consistent accuracy.


**G.E.C.**

**QUARTZ CRYSTAL UNITS**

**SALFORD ELECTRICAL INSTRUMENTS LTD.**  
**TIMES MILL, HEYWOOD, LANCASHIRE**


*London Office:*  
**MAGNET HOUSE, KINGSWAY, LONDON,**  
**W.C.2.**

*A subsidiary of the*  
**GENERAL ELECTRIC COMPANY LTD.**  
**OF ENGLAND**





## The VITAL LINK in HI-FI EQUIPMENT



VARIABLE RELUCTANCE  
CARTRIDGE No 500



MODEL GL 56  
LENCO TRANSCRIPTION UNIT



THE JUBILEE MICRO  
BALANCE TRANSCRIPTION  
ARM

Write for full Technical information to:

**THE GOLDRING Manufacturing Company (Great Britain) LTD.**

486-488, HIGH ROAD, LEYTONSTONE, LONDON E.11. Telephone: LEYtonstone, 8343-4-5

### THE BRITISH NATIONAL RADIO SCHOOL ESTD. 1940

NOW IN OUR SEVENTEENTH YEAR  
AND STILL

## NO B.N.R.S. STUDENT HAS EVER FAILED

to pass his examination(s) after completing  
our appropriate study course


A.M.Brit.I.R.E. and CITY and GUILDS Radio and  
Telecommunications Exams., etc., etc.

**and all for less than 1'-  
per day.**

**Payable monthly or half-yearly**

PRINCIPAL,  
BRITISH NATIONAL RADIO SCHOOL  
66 ADDISCOMBE ROAD, CROYDON, SURREY  
Tel. ADDiscombe 3341

## JASON SWITCH-TUNED F.M. UNIT



*The ultimate  
in F.M.  
unit design*

Tested, tuned  
and guaranteed  
Good range,  
Highest quality

Complete

£19-16-2

Jason Power  
Pack

£3-10-0

- Foster-Seeley Discriminator
- Automatic Frequency Control.
- Complete stability—no drift.
- Single 3-position switch tunes desired programme instantly.
- To operate from Amplifier or Jason Power Pack (extra).
- Exclusive Jason quality design.

FROM LEADING STOCKISTS EVERYWHERE. DETAILS FROM—

**JASON MOTOR & ELECTRONIC CO.** Phone: SPedwell 7050  
328 CRICKLEWOOD LANE, LONDON, N.W.2



# Junction Transistors

by



## GET 3 · GET 4 · GET 5 · GET 6

The accumulated improvements resulting from a year's run on pilot plant production of the EW53, EW58 and EW59 have been incorporated in the factory products being issued under reference GET 3, GET 4, GET 5 and GET 6.

### GET 3 · GET 4

These are medium frequency transistors for 6 and 12V operation and are suitable for use in amplifiers at 315 and 465 kc/s.

GET 3—22/-: GET 4—27/-

### GET 5

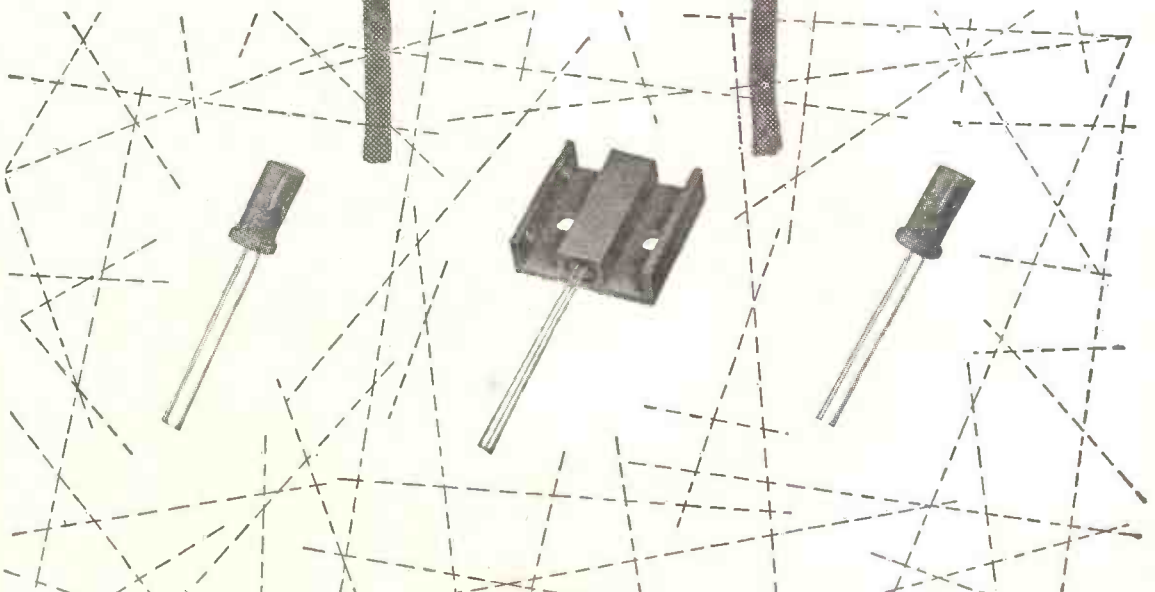
Two watts of audio are available from a pair under class B push-pull conditions. This performance is obtainable combined with the high frequency performance typical of a small transistor.

GET 5—£2.13.0

### GET 6

This transistor features an extremely low noise level which has hitherto been unobtainable with transistors.

Noise factor	6db
$f=1$ kc/s	$R_s=500\Omega$
$V_c=2V$	$I_e=0.5mA$
GET 6—£1.17.6	



Full particulars of these devices can be obtained from G.E.C. Valve and Electronics Dept.

THE GENERAL ELECTRIC CO. LTD., MAGNET HOUSE, KINGSWAY, LONDON, W.C.2

# Aerialite

## Products for the ELECTRONIC INDUSTRY

### Number HIGH FREQUENCY CABLES

Aeraxial cables have a unique five air cell construction which provides a high ratio of air to Polythene insulation—resulting in lower losses, particularly at higher frequencies.

AERAXIAL		Cat. No. 597
<b>Specification</b>		
Conductor	7.010in.	
Polythene Dia.	.123in.	
Braid	.006in.	
Dia. over braid	.147in.	
Overall dia.	.210in.	
Sheathing Colour	Brown	

<b>Electrical Characteristics</b>	
Characteristic Impedance	66-67 ohms
ATTENUATION db/100ft.	
at 45 MC/S	2.3
at 60 MC/S	2.6
at 200 MC/S	5.0
Capacitance pF/ft.	18 pF
Power handling capacity 200 mc/s	100 watt
Velocity ratio V/C	.74
Catalogue No. 598. As Catalogue No. 597 but with 1/.022 solid conductor. Other details as Catalogue No. 597.	

SUPER AERAXIAL		Cat. No. 499
<b>Specification</b>		
Conductor	1/.048in.	
Polythene dia.	.195in.	
Braid	.006in.	
Dia. over braid	.219in.	
Overall dia.	.275in.	
Sheathing Colour	Brown	

<b>Electrical Characteristics</b>	
Characteristic impedance	66-77 ohms
ATTENUATION db/100ft.	
at 46 MC/S	1.2
at 60 MC/S	1.5
at 200 MC/S	2.6
Capacitance pF/ft.	18.0 pf.
Power handling capacity 200 mc/s	300 watt
Velocity ratio V/C	.75

This type supersedes the previous Cat. 499 Coaxial. Flat twin feeders are also available.

## BROADCAST, RELAY & SOUND DISTRIBUTION CABLES



Double Screened Aeraxial (Cat. 625). Supplied with a 1/048 high conductivity annealed copper conductor. The electrical characteristics as Super Aeraxial (Cat. 499).



Aeraxial for Overhead Suspension (Cat. 626). With a 1/048 galvanised steel catenary wire as an integral part of the P.V.C. sheath, the specification and electrical characteristics are the same as for Aeraxial (Cat. 597).

# AERIALITE LIMITED

Head Office & Cable Div.—  
**Castle Works, Stalybridge, Cheshire**  
 Television & Electronics Div.—  
**Hargreaves Works, Congleton, Cheshire**


... this is a **direct TV** Replacement

## DTV1 LINE OUTPUT TRANSFORMER

for  
 PYE V4, V7  
 INVICTA T118-119-120.  
 PAM 908-952-958

### FEATURES OF DTVI

- Tag positions same as original.
- Fixing brackets same as original.
- Corona Cups completely isolated by Nylon Spacers.
- Increased insulation between windings.
- Lower Price.
- Heater winding repositioned to prevent attraction by E.H.T. windings.



Retail Price

**52/-**

Place a sample order for this outstanding unit NOW!

After fitting it you will use only

## DIRECT TV REPLACEMENTS

Frame oscillator for models mentioned on right. Retail Price 11/3.

**DAY OR NIGHT**  
 phone

TIDeway 2330

Flibak, our Automatic Telephone Answering Machine, means we can accept more calls—save you time. Orders must be definite (Flibak cannot answer enquiries) and please state full name and address at beginning and end of message. If we are out of stock, you will be notified.

**SAME DAY**  
**DESPATCH**

Terms of business—C.W.O., C.O.D. or Pro-Forma. Please add postage and packing (1/6 up to 10/-, 2/- up to £1. 2/6 up to £2. £5 and over p.p. free).

**direct TV** REPLACEMENTS  
 134/136 LEWISHAM WAY, NEW CROSS, S.E.14.  
 TIDeway 3696-2330 Ext. 10  
 Telegraphic: FLIBAK, London, S.E.14.

# RELAYS

P.O. TYPES  
 MANUFACTURED  
 TO YOUR  
 SPECIFICATION  
**PROMPT  
 DELIVERY**



## 3000 TYPES

COILS up to 80,000Ω.  
 CONTACTS up to 8 c/o's  
 Tropicalizing and impregnating to order.  
 600 and HIGH-SPEED  
 TYPES also Supplied.



**LARGE  
 STOCKS  
 OF  
 KEYSWITCHES**

## THE KEYSWITCH CO.

ALL POST OFFICE EQUIPMENT

Enquiries to Sales Manager  
**126 KENSAL ROAD, LONDON, W.10**  
 Telephone: LAD. 0666, 4640 Grams: "Fonequipt", London, W.10  
 Contractors to Home & Overseas Governments & H.M. Crown Agents



# Thorn pillar lampholders for the illumination of instrument panels . . .

Originally designed for aircraft control panels (and widely used throughout the British aircraft industry) these Thorn pillar and bridge piece lampholders are of universal application for industrial use wherever instrument panels require illumination. A full range of these components is available.

Single pillar lampholder supplied completely prewired with 3 ft. leads ready for immediate installation.  
Reference No. 80/10/0155



## . . . and bridge pieces

The special advantage of Thorn pillar and bridge pieces is their notable economy of panel space and the clear illumination they provide. Wiring arrangements are extremely simple and bridge pieces can be quickly added to existing control panels without any difficulty.



Bridge pieces are supplied with double entry leads for emergency stand-by lighting if required.



The present range of bridge lighting units is as follows:—

TYPE A	Mk. G4B Gyro Compass	4 lamps
TYPE B	Artificial Horizon	2 lamps
TYPE C	Large S.A.E. Case (4BA screws)	2 lamps
TYPE D	Small S.A.E. Case (4BA screws)	2 lamps
TYPE E	Horizontally mounted Double Desynn	2 lamps
TYPE F	Large S.A.E. Case (2BA screws)	2 lamps
TYPE G	Small S.A.E. Case (2 BA screws)	2 lamps
TYPE H	Large Air Ministry Case	2 lamps
TYPE J	Instruments with 3" P.C.D. fixing	2 lamps
TYPE K	Double Desynn mounted vertically	2 lamps



### SPACE SAVING:

All these components are of minimum size because they are designed round the unique Atlas Midget lamp only 0.575" long and 0.249" in diameter.



Three types of Thorn midget panel bulbs are available.

28 volts	0.04 amps
12 volts	0.1 amps
6 volts	0.1 amps



Write for illustrated brochure giving full details

Thorn Electrical Industries, Aircraft Components Division, Great Cambridge Road, Enfield, Middlesex. Tel.: Enfield 5340


The living  
truth in  
sound

# Spectone

FIVE-FIFTEEN  
AMPLIFIERS

Based on the famous Mullard 5-10 circuit, this equipment represents a marked advance in high-quality amplifier design and construction, as incorporated in the Spectone Stereophonic Reproducers.

Write for descriptive leaflet with full technical specifications



The  
**WINDSOR**  
POWER AMPLIFIER with PRE-AMPLIFIER

Volume Control, Bass and Treble Controls and Input Selector Switch on chassis. Two inputs; one for radio tuner or pre-amplifier and the second for a pick-up. Treble Control continuously variable from + 16 db to - 15 db at 10 Kc/s. Bass Control continuously variable from + 18 db to - 12 db at 20 c/s.

£24/17/6

**SPECTO LTD. Vale Rd Windsor**

## RELAYS



POST OFFICE  
TYPE  
3000 & 600  
MAGNETIC  
RELAYS

Manufactured to your specification  
to A.I.D. and I.E.M.E. standards.

COILS UP TO 80,000Ω  
CONTACTS UP TO 8 AMP  
INSULATION UP TO 5KV.  
PROTOTYPES 7-14 DAYS  
SPECIALISTS IN  
TROPICALISATION

PROMPT  
DELIVERY

PROMPT  
QUOTATIONS.

OVER 100,000 RELAYS AVAILABLE FROM STOCK  
SIEMENS HIGH SPEED RELAYS. All values. Ex stock.  
Contractors to leading manufacturers and GOVERNMENT DEPARTMENTS

**DEPENDABLE RELAY CO.**

12a Tottenham Street, LONDON, W.1  
Phone: LANGham 7391/2 (Near Goodge St. Station)

## MAINS TRANSFORMERS

Primaries 200/250 v. Half Shrouded.

HSM63.	250-0-250 v. 60 m/a., 6.3 v. 3 a., 5 v. 2 a. (Midget)...	16/3
HS2.	250-0-250 v 80 m/a., 0-4-6.3 v. 4 a., 0-4-5 v. 2 a. ...	19/-
HS3X.	350-0-350 v. 100 m/a., L.T. as above .....	23/-
HS150.	350-0-350 v. 150 m/a., 6.3 v. 3 a., 5 v. 3 a. ....	27/9

Fully Shrouded

FSM63.	250-0-250 v. 60 m/a., 6.3 v. 3 a., 5 v. 2 a. (Midget)...	16/9
FSM66.	250-0-250 v. 60 m/a., 6.3 v. 3 a., 6.3 v. 2 a. (Midget)	17/3
FS43.	425-0-425 v. 200 m/a., 6.3 v. 4 a., C.T., 6.3 v. 4 a., C.T. 5 v. 3 a. ....	57/6
F36.	250-0-250 v. 100 m/a., 6.3 v. 6 a., 5 v. 3 a. ....	29/6
FS150X.	350-0-350 v. 150 m/a., 6.3 v. 2 a. C.T., 6.3 v. 2 a. C.T., 5 v. 3 a. ....	31/6

FILAMENT TRANSFORMERS

Primary 230 v. F3X 6.3 v. at 1.5 amps. ....	5/9
---	-----

Primaries 200/250 v.

F.3. 6.3 v. at 3 amp., 8/11. F6. 6.3 v. 2 a. ....	7/6
F12X. 12 v. 1 a., 7/9. F12. 0-6.3-12.6 v. 3 a. ....	16/6
F24. 0-12-24 v. 3 a. ....	23/6
F34. 0-4-9-15-24 v. 3 a. ....	26/6

C.W.O. Postage 1/3 extra under 10/- 1/9 extra under £2.  
2/9 extra under £3.

Lists, etc., stamped addressed envelope please.

**H. ASHWORTH (Dept. W.W.),**  
676, Gt. Horton Road, Bradford 7, Yorks.

## 3 essential books for students and technicians

### Foundations of Wireless 6th Ed.

By M. G. Scroggie, B.Sc., M.I.E.E.

349 pp. 12s. 6d. net By post 13s. 6d.

#### *Covers the whole theory of radio*

A special feature of this new edition is an entirely new chapter on the increasingly important subject of transistors and semi-conductors while the rest of the text has been brought completely up to date. Written in a simple straightforward style this book is the perfect introduction to radio in all its branches.

### Television Receiving Equipment 4th Ed.

By W. T. Cocking, M.I.E.E.

454 pp. 30s. net By post 31s. 6d.

#### *A practical book on television*

This is the fourth edition of what may justly be claimed as one of the most important books on television. It deals comprehensively with television receiving equipment and gives many practical details and much design data.

Owing to the rapid development of television this new edition has been largely re-written and, with the addition of 169 pages of new matter, is virtually a new book.

### Television Engineering

Principles and Practice  
Vol. III: Waveform Generation

By S. W. Amos, B.Sc. (HONS), A.M.I.E.E.,  
and

D. C. Birkinshaw, M.B.E., M.A., M.I.E.E.  
224 pp. 30s. net By post 31s.

#### *A BBC Training Manual*

Gives the application in television of sinusoidal, rectangular, sawtooth, and parabolic waves and shows the mathematical relationship between them. The main body of the text is devoted to the fundamental principles of the circuits commonly used to generate such signals. The treatment is largely descriptive and therefore less mathematical than that of the previous volume.

Published for "Wireless World"

## ILIFFE technical books

from leading booksellers

ILIFFE & SONS LIMITED

DORSET HOUSE

STAMFORD STREET

LONDON S.E.1

# A NEW AND COMPLETELY VERSATILE UNIT BY TELE-RADIO MASTERLINK-M2

## BEST BETWEEN DECK AND AMPLIFIER



27 GNS.  
COMPLETE—Carriage extra

### Worth Listening to . . .

WHARFEDALE, Bronze Reflex	£14 0 0	GOLDRING 500 Cartridge	£3 9 5
WHARFEDALE, SFB/3	£39 10 0	LEAK TL10 with Pre Amp	£28 7 0
GOODMANS Trebox	£8 4 0	TELE-RADIO Williamson Kit (top quality)	£25 0 0
" Middax	£11 16 0	OSRAM "912 Plus" Kit	£24 6 7
" Axtom 22 Mk. II	£15 9 0	TELE-RADIO P.A.I. Economy Pre-Amp Kit	£6 16 6
COLLARO Transcription Motor with PK Pick-up	£19 9 7	ROGERS Junior Amp. and Control Unit	£28 0 0
GARRARD Trans. Motor	£26 8 3	TANNOY Canterbury D.C. Speaker	£57 15 0
LEAK P.U. with L.P. Head	£13 16 5	WESTREX "Acousticons"	£169 0 0
C.W.O. or C.O.D.		Packing and Carriage charged at cost.	

★ An exclusive product of Tele-Radio (1943) Ltd., the "Masterlink M.2," like its highly successful prototype, enables existing quality amplifying equipment to be used for tape recordings of all types to professional standards. This new version also offers increased scope in use with still better characteristics and added refinements of layout and appearance. As well as adjustable playback equalisation, the M.2 now has provision for C.C.I.R. characteristic. A separately housed power pack is included as an integral part of the equipment. ALL CONNECTIONS ARE CONVENIENTLY GROUPED AT REAR OF UNIT. Demonstrations gladly given at any time during business hours. Descriptive leaflet free on request.

### Brief specification of new model

- ★ For use with Wearite, Collaro and other decks.
- ★ Switched input for Microphone and Radio/P.U.
- ★ Frequency response  $\pm 2$ db, at all speeds, viz.  $3\frac{1}{2}$ in.—30/8,000 c/s  $7\frac{1}{2}$ in.—30/14,000 c/s; 15in.—30/15,000 c/s.
- ★ Adjustable Bias Output with Metering Facility.
- ★ Playback via Cascade Input Circuit.
- ★ Pre-set adjustment for playback equalisation on all speeds PLUS C.C.I.R. Standard characteristic.
- ★ Output approx. 200 mV with metering facility.

TRADE ENQUIRIES INVITED.


● **CATALOGUE** 56 pages of today's best Audio-Electronic Equipment 1/3, post paid.

**TELE-RADIO (1943) LTD.**

189 EDGWARE ROAD, LONDON, W.2

Telephone :  
FADdington 4455-6

A few minutes from Marble Arch ● Our only address ● Open all day Saturday (1 p.m. Thursday)



EARLY DELIVERY OF HIGH STABILITY RECTIFIERS to any rating.

**AUTOMAT**, MOORSIDE, SWINTON, MANCHESTER. Tel.: SW1 4242  
CW 4352

## MAGNETIC RELAYS

### TYPES 3000 and 600

Supplied to specification for the following uses:—

- METER PROTECTION
- TIME DELAY
- OVERLOAD TRIPS
- ALARM SYSTEMS
- FLASHING & PULSING
- PROCESS CONTROL
- TIMING DEVICES
- AERIAL CHANGE-OVER
- MAINS FAILURE PROTECTION
- COMPLEX OR SEQUENCE SWITCHING
- SELECTION & COUNTING SYSTEMS
- HIGH VOLTAGE SWITCHING

(CONTACT INSULATION UP TO 2KV)

Consult us with your problems

POLARISED, HIGH SPEED, A.C.  
& TELEGRAPH RELAYS IN STOCK

ELECTRO MAGNETIC COUNTERS  
UNI-SELECTORS  
KEY SWITCHES, P. O. and LOW LOSS

**JACK DAVIS (RELAYS) LTD.**

(Dept. "W.") TUDOR PLACE, LONDON, W.1  
MUSEUM 7960 LANGHAM 4821



# REMOTE CONTROL

problems can be solved with

**S.S.WHITE**


## FLEXIBLE SHAFTING

THE "impossible" becomes practical with the application of flexible shafting.

We are experts in this rapidly developing field and can show you how to operate any element requiring rotation or push-pull movement, or both. Distance from control to point of application presents no difficulty.

Consult us on any of your remote control problems.

*Flexible Shaft Handbook available to technicians on request to Dept. W.*



**FLEXIBLE SHAFTING** for

REMOTE CONTROL POWER DRIVES and COUPLINGS

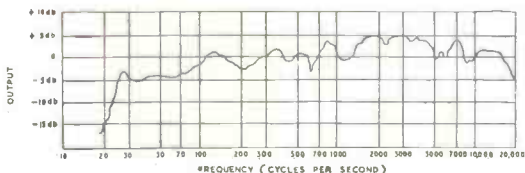
**THE S.S. WHITE CO. OF GREAT BRITAIN LTD. INDUSTRIAL DIVISION**

**BRITANNIA WORKS, ST. PANGRAS WAY, LONDON, N.W.1. Tel: EUSton 5393 R.C.5**



# HARTLEY-TURNER "315" LOUDSPEAKER

Power Handling Capacity	15 Watts Peak A.C.
Flux Density	14,000 Gauss
Voice Coil Impedance	4 or 15 ohms. (Please state on order)
Fundamental Resonance	30 c/s
Frequency Coverage	25 c/s-15 Kc/s
Chassis	Die Cast non-magnetic alloy
Overall diameter	12½ in.
Overall depth	6½ in.
Nett weight	7 lbs. 9 ozs.
Packed weight	9 lbs. 9 ozs.



**Retail Price 10 Guineas**

*(Carriage paid in Great Britain)*

**H. A. HARTLEY CO. LTD.**  
**66, WOODHILL, WOOLWICH,**  
**LONDON, S.E.18.**

Phone: Woolwich 2020. Ext. CB32

(An A.E.I. Company)



INTRODUCING a new range of  
HETERODYNE  
**FREQUENCY METERS**  
...for Laboratory, Field & Factory

Designed and built to rigid Services Specifications, these instruments are Crystal-controlled, portable heterodyne-type Frequency Meters used for Field testing and measurement of pulsed, modulated, or C.W.R.F. transmitters, receivers and signal-generators.

**TYPE 7475.**  
Frequency Range: 85 to 1000 megacycles.  
**TYPE 7474.**  
Frequency Range: 20 to 250 megacycles.

Frequency Calibration accuracy: .002% at 25°C.  
(or .01% between -20° to + 70°C).



Complete Specifications on application to:-

**TELEMECHANICS LTD**  
(Instrument Division Dept. W.W.4)

3 Newman Yard, Newman Street, London, W.1, England.  
Telephone: LANGham 7965. Cables: 'Teleset' London.

\* Makers of High Voltage Test Sets and other Electronic Equipment for H.M. Government.

Sole Manufacturers

**TECHNICAL TRADING CO.**

**GORLA P.M. KITS**, consisting Tuner/1st I.F., 2nd I.F. and Discriminator transformers with 465 k/c A.M. bargain, £3/15/- B.S.R. L.F. SIGNAL GENERATORS. Type L060A 0-600 c/s. and 0-16,000 c/s., tested good cond., £12/10/- TF517/1 SIGNAL GENERATORS. Good cond., £19. **CAMBRIDGE GALVANOMETERS**. High sensitivity, 2,200 mm. per micro-amp. at 100 cms. 45 sec. swing, heavy gunmetal cases, with spares, transit cases, unused, £5. **GR100 RECEIVERS**, good cond., untested, £12/10/-. **COSSOR D.B. SCOPES**, tested, maker's transit cases, £18. VCR97's, 12/6, carr. 2/6.

**13 CHANNEL CONVERTERS** (1 tuneable Band I, 2 tuneable Band III), famous make, with PCC84, PCF80, beaut. bakelite cabinet, adjustable all L.F. freqs., £3/15/-.

**GOODMANS P.M. SPEAKERS**, 5in., 17/- 6in., 18/- 7x4, 17/6. 8in. (P.M. Quality), 22/6. 10x6, 28/- 10in., 25/- **SPECIAL BARGAIN!** 12 v 4 amp. rectrs, 9/6 each, £5 doz. Full wave iron selenium heavy compact type. **GERMANIUM CRYSTAL DIODES**, famous make, tested, general purpose, polarity marked, 10d., p. & p. 3d., 8/6 doz., post free. 1,000 OHMS, 10 WATT, wire-wound resistors, 1/- **TBS AMERICAN TRANSCEIVERS**, £12. **RECORDING TAPE**, known make, 1,200ft., 18/- 4 MEG. POTS. D.P. switch, small, 3 1/2in. sp., 3/6. **NEW THROAT MIKES**, 2/6. **AMPHENOL HOLDERS**, Octal, Mazda, Novak, RIG. B9A, 6/- doz. B9G w/crystal, 1/6 each. Tube Holders, Octal, 6d. Duodecal, 1/- Ditto, 1in. spindle, 2/6. **RESISTANCES ASSORTED**, 1/2w., 4.7Ω-10MΩ, 2/- doz., 10/- 100. **MIDGET CERAMIC CONDENSERS**, 10. 20. 50. 300. 1,000. 3,000. 6/- doz.

**AMPRO 18 MM. TALKIE PROJECTORS**. Sentor type UA, 12 watt sound. 12in. splkr., 750 v. lamp, 110/250 A.C. Ex. cond. and finish £59.

**GUARANTEED RADIO VALVES, BOXED, 24 HR. SERVICE.**  
Less 5% and post free for a dozen or more.

5U4G	6/6	6K7GT	5/6	12AT7	8/-	ECC84	11/6	HVR2A	6/-
5Y2GT	6/6	6K7M	6/-	12AU7	7/-	ECC85	9/-	KTW68	6/-
6AC7	5/6	6H6	2/-	12AX7	8/6	ECF80	12/-	KT81	8/-
6A8	2/6	6L6	8/6	12K7GT	7/6	ECF82	12/-	P61	2/6
6AO5	4/9	6L6M	9/6	12Q7GT	7/6	ECF82	9/6	PCC84	8/-
6AF3	4/-	6SA7M	7/-	25L6GT	8/6	ECL80	8/6	PCC85	11/6
6AME	7/-	6SC7M	5/6	3524GT	7/6	FF36	4/-	PCF80	10/-
6B7	8/6	6SJ7M	7/6	90	7/6	FF37	7/-	PEN25	5/-
6BA6	6/6	6SK7GT	5/-	83	3/6	FF37A	8/-	PL82	8/6
6BE5	7/-	6SL7GT	6/6	807(BR)	3/9	EF39	5/-	PY80	8/6
6C4	4/9	6SN7GT	5/9	907(AH)	3/9	EP80	8/-	PY91	8/6
6C8GT	6/6	6V6	6/-	C1	9/6	EF85	7/-	PY92	6/6
6C9	5/6	6V8GT	6/-	C1C	9/6	EF89	9/6	SP48	9/6
6D6	5/6	6V6M	6/6	EA50	1/6	EF91	6/-	8P41	2/6
6F6G	6/6	6X4	6/-	EB34	1/6	EF95	8/6	8P61	2/6
6F3M	9/6	6X5GT	5/-	EBC33	7/-	EL32	5/-	8P210	3/6
6J5M	5/-	7B7	7/9	EC92	5/-	ELR4	10/-	U23	7/6
6J6GT	4/6	7C8	7/9	ECC81	9/6	EL91	4/-	U50	6/6
6J5G	3/-	7D9	6/-	ECC81	9/6	EY81	10/-	UCH42	9/6
6J6	5/-	12A6	4/-	ECC82	7/3	EZ40	8/-	UY41	8/-
6J7G	5/-	12A7M	8/6	FCC83	8/9	EZ80	7/6	886A	11/6

Postage 1/- in £1 (1/9 in £1 Speakers/Trans.) Min. 6d No. C.O.D.  
100 TELEVISION SET BARGAINS TO CALLERS AT:-

**350/352, FRATTON ROAD, PORTSMOUTH**  
**PORTSMOUTH'S RADIO, TV AND TOOL SHOP**

**BAND III CHANNELS 8-9-10**  
A new CONVERTOR KIT is now available for  
**LONDON-MIDLANDS-NORTH**

Fit this new convertor not to your set but inside your set, even 9in. table models, and retain that professional look.

This convertor has been evolved since the I.T.A. transmission began, and is based upon experience gained in the conversion of very many Band I sets in the London area.

- IT will convert any set, any age, TRF or Superhet
- IT includes station switching
- IT provides pre-set contrast balancing
- IT uses only one aerial input for both bands
- IT provides manual tuning on Band III
- IT is totally screened
- IT completely rejects unwanted signals
- IT requires no additional power supply where either 6.3V or .3 amp line is available.

<b>CONVERTOR</b> wired and aligned with fitting instructions.....	£4 2 6
<b>KIT</b> complete in every detail, less knobs.....	£2 12 6
<b>KNOBS</b> each.....	1 0
<b>CIRCUIT</b> and instructions in detail (free with kit)...	3 6
<b>BAND III AERIALS</b> (send for list), from.....	12 6
<b>CROSS-OVER UNITS</b> —Outdoor (printed circuit)	15 0
<b>AERAXIAL</b> feeder cable per yard.....	10

When ordering please state present B.B.C. Station and I.T.A. Orders over £2 post free

**C. & G. KITS**  
**285, LOWER ADDISCOMBE ROAD,**  
**ADDISCOMBE, CROYDON, SURREY**  
Phone: ADDiscombe 5262



THE NEW


# Armstrong A10

## HIGH FIDELITY AMPLIFIER

now even better than the original Armstrong A10

FOR 5 GOOD REASONS!

- 1 INCREASED SENSITIVITY — enabling low output magnetic pick-ups to be fed directly into the control unit without recourse to step-up transformers
- 2 PICK-UP MATCHING — 4 position selector
- 3 HIGHER PEAK OUTPUT
- 4 Additional EQUALISING positions
- 5 Latest EL 34 output valves



Price  
£32

**BRIEF SPECIFICATION**

Output: 10 watts (nominal), 20 watts peak. Frequency Response: 10-100,000 cps, within 1 dB 15-30,000 cps. Distortion: Less than 0.1%. Damping Factor: 40. Hum Level: better than 80 dB down. N.F.B.: 3 loop, main overall loop 28 dB from tertiary winding of output transformer. Sensitivity: 8 mV (Gram input A) for 10 watts. Spare power supplies: 320 V at 60 mA and 6.3 V at 2 amps.

**CONTROLS**

1. INPUT-MIC, RADIO, TAPE, GRAM (in conjunction with 4 position pick-up matching selector). 2. EQUALISER — 6 position. 3. FILTER — 6 switched positions. 4 and 5. BASS and TREBLE (both lift and cut 15 dB). 6. VOLUME. A Tape Record Outlet Socket is fitted to the Control Unit.

Post this coupon for full descriptive literature, or call at your local High Fidelity dealer, or at our Holloway showrooms for full demonstration. BLOCK CAPITALS PLEASE.

NAME .....

ADDRESS .....

.....WJY

ARMSTRONG WIRELESS & TELEVISION CO. LTD.,  
WARLTERS ROAD, LONDON, N.7. NORTH 3213

# ARCOLECTRIC SWITCHES & SIGNAL LAMPS



S.936: Normally off  
S.938: Normally on



T.600  
3-amp., 250v.



S.L.81  
Neon Signal Lamp  
1/2" hole fixing



T.622. Toggle Switch  
D.P.C.O. 3.amp., 250v.




K.75: Small Pointer Knob



S.L.90/SB  
Low Voltage  
Signal Lamp  
for M.E.S. bulbs

Write for Catalogue No. 131





**8 WAY**    **18 WAY**  
**12 WAY**   **25 WAY**

**Sturdy, Reliable and Inexpensive**  
 Nylon—PF mouldings. Silver plated contacts. Solid drawn aluminium cans. Positive locking mechanism.  
**Breakdown voltage 3.5kV.**

Send for full details to:—


**THE McMURDO INSTRUMENT CO. LTD.**  
**ASHTEAD, SURREY.**                      Telephone: Ashtead 3401

JSP. MSC 6

**THE IDEAL *Portable* HIGH VOLTAGE TEST SET**



FOR EVERY TEST LABORATORY



**CUBICLE**

Strongly constructed portable steel case with lifting handles, adequately ventilated, finished in attractive grey "hammer" finish enamel.

**DIMENSIONS**

Height 17in. by length 20in. by width 12½in.

**WEIGHT** 34 lb.

**CONTROL**

Continuous and smoothly variable from zero to 2,500 volts by means of continuously variable regulating transformer.

The test voltage is applied smoothly without high stress from voltage surges.

**PROTECTION**

A miniature magnet circuit breaker in the primary circuit and double pole on-off switch with double pole mains fuses provide perfect protection.

**VOLTMETER**

A high-grade instrument connected in the primary circuit but sealed to read output voltage.

**2.5 KV at 500 VA INSULATION TEST SET**  
 Price £40.8.6

Complete with test prods.

**DAVENSET**

PARTRIDGE WILSON & CO., LTD. Davenset Elect. Wks., Leicester

**ADAPTATAPE**

is the name of the new **SONOMAG** Pre-Amplifier recommended on page 238 of the November "Hi-Fi News" to those already owning Hi-Fi equipment and wishing to add tape reproduction of the same quality.

This is the **ONLY** pre-amp. at present available designed specially for the new Collaro Transcripator and rigidly fixed as a unit to it.

Demonstrations to all Hi-Fi enthusiasts of our pre-amp. used in conjunction with the Collaro Transcripator Tape Unit, Collaro Transcription Motor, Leak Dynamic Pick-up and Diamond stylus, Leak Trough-line F.M. Tuner, Wharfedale Baffle 3-speaker system and Leak main amplifiers, will convince you of the fine standard of recording possible. Day, or evening (by appointment).

**Price 34 gns.**

(Power pack, if required, 4 gns. extra.)

Fitted into Fireside Console cabinet, oak, walnut or mahogany finish, 42 gns.

Your own Collaro Unit fitted, aligned, tested and guaranteed (at our factory only) for 19 gns.

Complete Tape Recorders, including Collaro Microphone and 1,200ft. tape. Portable 52 gns. Console (with extra large speaker) 60 gns.

Leaflet on request.

Credit facilities from:

- H. C. Harridge, 8, Moor Street, Cambridge Circus, W.1.
- Holleys Radio, 315, Camberwell Road, Camberwell Green, S.E.5.
- Jackson Radio 163, Edgware Road W.2.
- London Radio Supply Co. Ltd., Balcombe, Sussex.
- Readings Music Stores, 11, Station Approach, Clapham Junction, S.W.11.
- Sound-Tape-Vision, 71, Praed Street, Paddington, W.2.
- Woods Radio, 198, Lavender Hill, Clapham Junction, S.W.11.

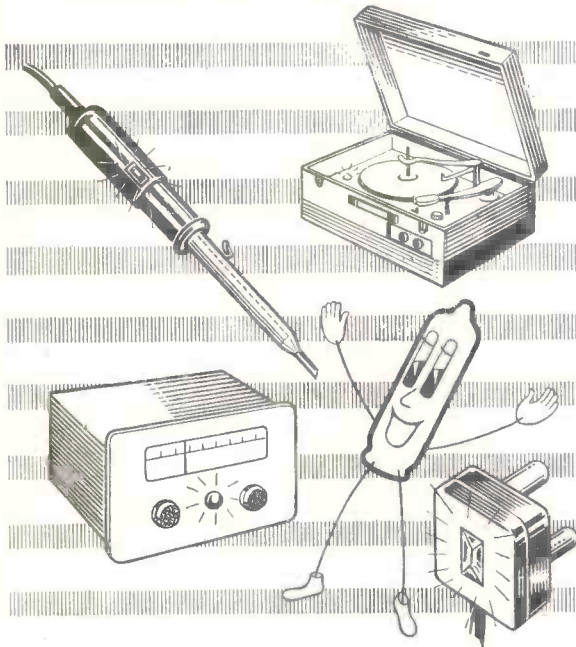
**SONOMAG Ltd.,**

**2 St. Michael's Road, Stockwell, S.W.9**

(Minute from Stockwell Tube)

Telephone: BRI 5441

# For better indication fit a **Hivac** neon



With its distinctive colour indication and almost indefinite life, a Hivac Neon is the best indicator for a wide range of domestic and industrial electrical equipment. Its easily seen light serves as a visual check that an appliance is working as required. Look at the advantages:

- \* Extremely long life without sudden failure
- \* No filament to break
- \* Inexpensive and easy to instal
- \* Shock resistant
- \* Negligible power consumption
- \* Operation on a wide range of A.C. or D.C. voltages

*It just glows to show!*

There's a type for every purpose—  
write for full details

**Hivac Limited**

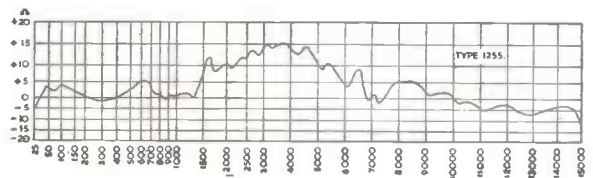
Stonefield Way, South Ruislip, Middx. Ruislip 3366

# Again the outstanding exhibit at this year's Audio Fair!

Very experienced people at the show were unanimous in their praise for Gramplan high fidelity equipment—whether you are an expert or not you will realise at first hearing that Gramplan gives you the nearest approach to “Concert hall listening in your own home”. You will, for instance, appreciate the extraordinary delicacy of reproduction achieved by their new 12in. loudspeaker. A great deal of research and new manufacturing methods were necessary to produce a speaker unit with such an extended audio frequency coverage at such a reasonable cost.

## GRAMPIAN 12" SPEAKER UNIT Type 1255/15

Frequency Range ..... 20-15,000 c.p.s.  
Voice Coil Diameter ..... 1 1/2 in.  
Voice Coil Impedance: ..... 15 ohms  
Fundamental Resonance: ..... 40 c.p.s.  
Power Handling Capacity: ..... 10 watts.  
Flux Density: 14,500 lines per sq. cm.  
Total Flux: 130,500 lines per sq. cm.



CYCLES PER SECOND INPUT 1/2 WATT  
**RESPONSE CURVE for speaker unit 1255/15**



A specially designed reflex cabinet suitable for either corner or side of room is now available as an easy-to-assemble kit of parts, complete with grille material, ready to assemble, stain and polish. Although it is primarily intended for use with the Type 1255/15 speaker the cabinet will give excellent results with other units of similar specifications. Price **£11**

*Deferred terms available if desired  
for both speaker and cabinet kit!*

Full details from:

**GRAMPIAN**  
REPRODUCERS LIMITED


Makers of quality high fidelity equipment  
17 HANWORTH TRADING ESTATE, FELTHAM, MIDDLESEX

Telephone Feltham 2657/8

RADIOS · DEAF AID  
**THESE ARE ACCUMULATORS**  
 SIGNALLING



*hermetically sealed, too!*



DEAF AID

from 50 mAh to 15 Ah cap.

DEAC PERMA-SEAL Hermetically sealed Ni-Cd accumulators have these advantages:

No corrosion — No gassing — unlimited shelf-life.

No maintenance—can be permanently wired-in. Easily re-charged. A range of three types: disc, cylindrical and rectangular from 50 mAh to 15 Ah capacity. Disc cells can be stacked for the higher voltages.

Write for leaflet D13 giving further details.

RADAR · GUIDED



fully patented

**G · A · STANLEY PALMER LTD**

MAXWELL HOUSE, ARUNDEL ST., LONDON, W.C.2  
 Telephone: TEMple Bar 3721/3


DaG 650

**MIDLAND INSTRUMENT CO.**

**CHASSIS, U.S. mfr.**, all aluminium, size 12½in. x 8in. x 5½in., complete with top cover, some items have been removed, remaining are:—25 Amphenol midget ceramic v-holders, B7G type, complete with caps, over 70 resistors, all 5%, colour-coded, also many ceramicous and other cond., trimmers, padders, fixed and variable inductances, transformer v-control, etc., etc., new unused, bargain 10/-, post 3/-.

**MOTOR GENERATOR 3**, U.S. mfr., totally enclosed, 4½in. long, 2½in. dia., input 27 v. 1.5 amps., output 285 v. at 60 m.a., output from 12 v. supply is approx. 150 v., new, unused, 12/6, post 2/-.

**HUGHES 12-VOLT D.C. SHUNT MOTORS**, taking 1.25 amps., up to 2-amps. on load, speed 5,000 r.p.m., external reversing terminations; size 3½in. long, 1½in. dia., ½in. shaft, weight 20 oz., oil impregnated bearings, balanced armature, a very superior powerful motor, original cost over £7, but price now unused 10/-, post 1/6, 2 for 20/-, post paid. Ditto, fitted reduction gears, giving final drive of either 320 or 160 r.p.m. (state which required), 12/6, post 1/6, 2 for 25/-, post paid.



**MAINS BLOWER, 200/250 v. A.C./D.C.**, ½ amp., 5,000 r.p.m., consists of the motor with attached enclosed fan, end funnel intake 1½in. dia., side outlet 1in. x ½in., plinth base 5in. x 4½in., finish black crackle and die cast aluminium, size overall 9in. long, 4½in. wide, 5½in. high, weight 7½lb., a very superior blower, offered at a fraction of original cost, new, unused, 25/-, Post 3/-.

**BATTERIES**, radio layer type, by famous maker, fully guaranteed by us, 120-v. size 3in. x 2½in. x 1½in., new unused 2/6, post 1/-, Cartons of 6 batteries, 12/-, post 2/6. Ditto, 22½ v. size 3½in. x 2½in. x 2½in., new unused, 1/6, post 1/-, Cartons of 3 batteries, 4/-, post 1/6.

**SHADED POLE MOTORS, 12 v. 50 cycles A.C.**, size 3in. x 2in. x 1½in., complete with 3in. fan, made for lamphouse cooling, silent running, unused and perfect, 10/-, post 1/4.

**HEATER MATS, 230/260 v.**, 1,000 watts, open mesh with asbestos insulation, size 12in. x 10in., border 1½in. wide each end for fixing, 2 in series (500 watts) are ideal clothes drying or airing cupboards, also suitable for convectors, photo drying, etc., new unused 5/6, post 9d., 2 for 10/-, post 1/4.

**MERCURY SWITCHES, 250 v. 10 amp.**, glass tilt type fitted brackets, specially made to give 3-second delay make after tilt, new, boxed 5/-, post 7d.

**TELEPHONE SETS**, consists of 2 combined microphones and receivers, which when wired up with ordinary twin flex, provide perfect 2-way communication, excellent results up to 1 mile have been reported, self-registed, no battery required, price the 2 instruments new unused, 7/6, post 1/3. Twin P.V.C. 14/36 flex up to 300ft. lengths at 1d. per ft.

**LOUDSPEAKERS** by Pye, Phillips and other makers, 10in. P.M. less transformer, 3-ohm speech coil, fitted in a smart brown finish wood case with carrying handle, size 17in. x 17in. x 6½in. deep, front metal grill with four rear smaller ones, rear compartment houses 50ft. superior twin lead fitted jacking, ideal for amplifier public address extension speakers, etc., new in sealed cartons, 45/-, carriage (Inland) 3/6.

**TRANSMITTER RECEIVERS No. 17 Mk. II**, complete with valves high res. headphones, hand microphones and instruction booklet, frequency 44 to 61 Mc/s., range with simple aerial 5-5 miles, requires ordinary 2-v. accumulator and 120-v. battery. These are brand new, in sealed cartons, our price 50/-, carriage 5/-.

Many other Bargains; send stamped addressed envelope for lists.  
**MIDLAND INSTRUMENT CO., MOORPOOL CIRCLE, BIRMINGHAM, 17**  
 Tel.: HAR 1308

**CHAS. H. YOUNG, LTD.**

**CRYSTAL CALIBRATORS.** 1,000 kc/s Crystal Controlled with switched 100 kc/s and 10 kc/s Locked Multi-Vibrators. These excellent units are as new and contained in a polished bakelite case with carrying handle. The circuit uses 6 valves and operates from 2 volt LT. and 120 volt H.T. Price only £3/10/- complete with crystal and valves, post free, or with suitable A.C. Power Unit, £6.  
 These are non-repeatable and there is only a limited quantity available

**AMERICAN 807 VALVES.** New, boxed, 7/6 each; 4 for 25/-.  
**ELECTRON MULTIPLIERS.** Type 931A. Only 35/- each, or 2 for £3. Holders available at 2/- each.

**3IN. AERIAL INSULATORS.** Ribbed glass. 1/6 each or 6 for 7/6. 12 or more post free.

**CONDENSERS.** TCC type III, 8 mfd, 1,000 v. List over £3. Only 10/6. Post 1/9. 8 mfd. 750 v. 5/6 each. Post 1/6.

**COPPER AERIAL WIRE.** 14 g H/D 140 ft., 17/-, 70ft. 8/6. P. & P. 2/-, Stranded 7/25, 140ft. 10/-, 70ft 5/-, P & P 2/-.

**RACK MOUNTING PANELS.** all 19in. long by 5½in., 7in., 8½in., or 10½in., 5/9, 6/6, 7/6, 9/- respectively. Post 2/-

**ABSORPTION WAVEMETERS.** 3 to 35 mc/s. in 3 switched bands, complete with indicator bulb. 17/6. Post free.

**TRANSMITTER TUNING CONDS.,** by Johnson, U.S.A., 500 pf. 1,550 v. rating, ceramic insulation. 15/- each. Post free.

**HEADPHONES.** High resistance (4,000 ohms), very sensitive. Bargain price only 12/6 pair. P. & P. 1/6.

**AMERICAN BREST MIKES.** Swivel head. Push to talk and lock on switch. Beautiful job. Only 12/6. P. & P. 1/6.

**BRITISH BREST MIKE UNIT,** complete with pair of 4,000-ohm phones in strong wooden carrying case, 8½ x 4½ x 7½. Ideal for mobile operators. Only 17/6. P. & P. 2/-.

**LOW RESISTANCE HEADPHONES.** New ex-W.D. stock. C.L.R. types Only 8/6 pair P. & P. 1/6. Special Terms Quantities Most comprehensive stock of HiFi Equipment in the Midlands, including QUAD, LEAK, W.B., RCA., ROGERS, WHARFEDALE, GOODMANS, etc. Details and demonstrations with pleasure.

NO C.O.D. UNDER £1.

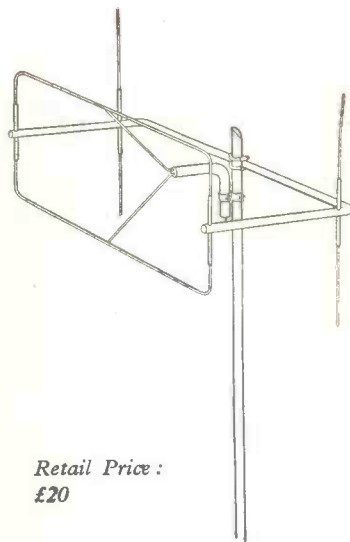
All Mail Orders to Dept. "W." Please print your name and address.  
**CHAS. H. YOUNG LTD., 110 DALE END, BIRMINGHAM, 4.**  
 Phone: CENTRAL 1635

# The Sky-Beam Double 2 Skeleton Slot

An extremely useful aerial which is comparatively unaffected by surrounding metal, such as mast, guys or feeders from higher aerials and, in common with other Slots, displaying high performance characteristics.

The Double 2 Skeleton Slot is one of our range of SKYBEAM AERIALS—the most modern and efficient VHF aerials. We can advise you on aerial systems, technical performances, and practical installations, and carry the work through to its final stages.

IMPORTANT NOTE: Gain figures on Slots are proved in practice to be conservative as readings are taken over a short distance. This places Slots at a great disadvantage due to their wide aperture or effective frontal area.



Retail Price :  
£20




*Characteristics:*  
Gain: 8 db over standard dipole.  
S.W. Ratio: less than 1.5 to 1  
over specified bandwidth.  
Bandwidth: 10% of centre wavelength.  
Beamwidth: 60° between ½ power  
points.  
Weight: 6lb.

For further details or technical information please write to:—

## RADIO TELEPHONE AERIAL SYSTEMS LIMITED

Redan Street, London, W.14. Shepherds Bush 6426



# McMURDO Red Range Connectors

NOW AVAILABLE

8 way            16 way

24 way        32 way

24 way connector

- \* Gold plated Contacts
- \* Nylon loaded P.F. mouldings
- \* Easy insertion and withdrawal

Send for full technical information to

THE McMURDO INSTRUMENT CO. LTD., ASHTEAD, SURREY

Telephone : ASHTEAD 3401

JSP RRC3

# ADCOLA

PRODUCTS LIMITED

(Regd. Trade Mark)

SOLDERING INSTRUMENTS  
& ALLIED EQUIPMENT



## ILLUSTRATED

DETACHABLE  
3/4" BIT MODEL  
LIST No. 64

Protective  
Shield  
List No. 68

CATALOGUES HEAD OFFICE SALES & SERVICE

**ADCOLA PRODUCTS LTD.,**  
GAUDEN ROAD,  
CLAPHAM HIGH ST.,  
LONDON, S.W.4.

TELEPHONES:  
MACaulay 3101  
& 4272



**CR50 BRIDGE** measures 10 pFd to 100 mFd and 1 ohm. to 10 Megohms in fourteen ranges, with a total scale length of over 120 inches. This instrument was specially designed for bench use, having a sloping front panel and extra heavy gauge steel case, finished in black crackle. The controls are arranged so that quick and accurate readings may be taken. Balance indication is by a magic eye fed from a high gain amplifier. A leakage test is incorporated for condensers. Internal standard are 1% accuracy. Complete with all valves and instructions, ready for use from 200/250 volt A.C. mains, £7/18/-, plus 4/6 carr./pack.

**SG50 SIGNAL GENERATOR** covers 100 kc/s to 80 Mc/s in six continuous ranges on fundamentals with internal modulation or CVW. In silver grey case size 9in. x 13in. x 4in. with scale of engraved Parsplex in contrasting shade of green. A really handsome generator and still only £8/10/-, plus 6/- carr./packing.

**VV50 VALVE VOLTMETER** measures up to 250 volts D.C., A.F. and R.F. Complete with valves and probe unit ready for operation from mains. Brand new and boxed at £7/19/6, plus 4/6 carr./pack.

Further details will be sent by return of post on receipt of self addressed and stamped envelope.

Send your order to:—

## GRAYSHAW INSTRUMENTS

126 SANDGATE HIGH STREET, FOLKESTONE, KENT

Phone: Folkestone 78618

## SEPARATE SPEAKERS

Last month we advertised the superlative Goodmans "315" L/S assembly now being demonstrated at our showrooms. The speakers used in this unit can be purchased separately, together with the appropriate XO network and assembled in a suitable housing. Brief description and prices are:—

Audiom 60 (12in.) 15 watts.  
£9 2 9  
Or Audiom 70 (12in.) 20  
watts ..... £14 10 0  
Midax Mid-range Pres-  
sure Type. 400 cps-8 Kcs.  
£11 16 0

Trebax H/F Pressure Type, 2,500 cps-16 Kcs. ....	£6 4 0	The Goodmans "315." Price complete
XO 750/5000 .....	£5 18 6	£86.5.0

### NOW CONTROLLED "Q"

Another speaker which has only recently appeared on the market is the Controlled "Q" Reproducer. This is a rather novel slot-loaded enclosure. It gives a truly amazing performance for a unit that is so small and so modestly priced. Finished in medium oak, the prices are:

Controlled "Q" Reproducer (Standard)	£12 12 0
Controlled "Q" Reproducer (Senior)	£16 16 0

The copiously illustrated and highly authoritative HI-FI YEAR BOOK has just been published. Price 10/6 and 1/- postage.

## QUALITY MART

8 DARTMOUTH PARK AVENUE, LONDON, N.W.5

GULLiver 1131



# OFFER TO LARGE ELECTRONIC COMPANIES



Small electronic manufacturing company is desirous of being taken over as a subsidiary where our excellent facilities could be used to mutual benefit. New modern factory with facilities for expansion. No labour problems. Financially sound. At present manufacturing converters, pre-amplifiers, audio amplifiers, electric control equipment, etc. Fully paid up capital of £6,000, controlling shares available. Profits for past six years.

1951 - £876

1952 - £1764

1953 - £2002

1954 - £1592

1955 - £2516

1956 - £2240

**Further particulars — Box 8535 c/o WIRELESS WORLD**

## CONTINUOUS DEMONSTRATIONS

### *We offer a complete Tape Recorder Service*

Long play and standard recording tapes.

EMI and BIB splicers.

FERROGRAPH  
VORTEXION  
GRUNDIG  
BRENELL  
GELOSO  
PHILIPS  
SIMON

#### SPEAKERS

Wharfedale	Philips
Goodmans	Stentorian
GEC	Tannoy

#### AMPLIFIERS

Quad	Leak	Avantic
Pamphonic	Rogers	RCA

DIAMOND and SAPPHIRE STYLI.

Jointing Tape & Compound. Wearite Defluxers.

### MODERN ELECTRICS LTD.

164 CHARING CROSS ROAD, LONDON, W.C.2

Telephones : TEMPLE BAR 7587  
COVENT GARDEN 1703

Cables : MODCHAREX, LONDON.

CONNOISSEUR  
GARRARD  
COLLARO  
LENCO  
ETC.

PICK-UPS  
Leak  
Lenço  
Collaro  
Goldring  
Connoisseur  
Burne-Jones

THE DUST BUG AURIOL P/U CONTROL

# Polythene

the technology and uses of ethylene polymers

a comprehensive appraisal by British & American experts  
of one of the most important plastics materials

Edited by A. Renfrew, Director, ICI Plastics Division and Phillip Morgan, Editor British Plastics. A very great deal of technical knowledge has been accumulated during the recent years in which polythene had advanced to a dominant position among plastics materials. This new book assembles all the relevant facts for the technologist. But it is more than a survey of current literature; it is essentially a critical analysis of the available data and will serve as the authoritative text for technologist, not only in the plastics industry but in those many

other industries where polythene is used in considerable quantities.

Thirty-eight specialists in Great Britain and the United States have contributed to the book's 32 chapters. New developments are constantly taking place in the whole of this field and no effort has been spared to ensure that the latest available information was included at the time of going to press.

This vitally important book should be ordered without delay (special arrangements can, if necessary, be made for supply on 14 days' approval).

126s. net by post 127s. 9d.


642 PAGES INCLUDING 75 ART PLATES

from leading booksellers

Published for "British Plastics" by Iliffe & Sons Limited, Dorset House, Stamford Street, London, S.E.1.

## TELERELAYS LTD.

NEW RELAYS 3000 & 600 TYPE  
SUPPLIED TO  
ORDER.



Relays adjusted to full A.I.D. and I.E.M.E. Standards

Large or small contracts undertaken  
ENQUIRIES INVITED

3 DENNIS PARADE, WINGMORE HILL ROAD,  
SOUTHGATE, LONDON, N.14 Phone: PALmers Green 1686

**SPECIALISTS in**  
ADJUSTMENT AND  
CALIBRATION  
OF ALL TYPES OF  
RELAYS

## TRANSFORMERS

### COILS

LARGE OR SMALL QUANTITIES

### CHOKES

TRADE ENQUIRIES WELCOMED

SPECIALISTS IN

FINE WIRE WINDINGS

MINIATURE TRANSFORMERS, PICK-UP,  
CLOCK AND INSTRUMENT COILS, ETC.  
VACUUM IMPREGNATION TO APPROVED STANDARDS

## ELECTRO-WINDS LTD.

CONTRACTORS TO G.P.O., M.O.S., L.E.B., ETC.

123-5-7 PARCHMORE ROAD, THORNTON HEATH, SURREY  
LIVINGSTONE 2261 EST. 1933

## TELEVISION AERIAL COMPONENTS


DESIGNED FOR CONSTRUCTING BAND I & BAND III T.V. AERIALS  
ELEMENT DIMENSIONS SUPPLIED FOR ALL CHANNELS

Selecting at random from our new multi-page catalogue:

- ★ Band III Folded Dipoles (As illustrated)
- ★ Mast Coupling units for 2" Masts
- ★ Reflector and director rod holders
- ★ Insulators, both Rubber and Plastic (As illustrated)
- ★ Masthead Fittings for  $\frac{3}{4}$ ", 1",  $1\frac{1}{2}$ " and 2" Masts
- ★ Alloy Tubing for Elements, Cross boom and masting

Send 1/- P.O. for the revised, fully illustrated catalogue to:

FRINGEVISION LTD., Marlborough, Wilts. Phone 657/8





# A 'must' for owners of Tape Recorders—

## the *NEW* WEARITE **DE-FLUXER**

— a simple, easily operated trouble-free device for *depolarising* the heads of tape recorders and players

- ★ It ensures the maximum signal/noise ratio from *any* tape recorder.
- ★ Protects valuable recorded tapes from cumulative background noise and the gradual attenuation of the higher frequencies.
- ★ Is extremely simple to use without removing head screening cans.
- ★ Permits selective tape erasure during editing.

Price **£2-10-0**



**WRIGHT AND WEAIRE LTD**

131 SLOANE STREET · LONDON · S.W.1 · Tel: SLO 2214/5 and 1510

## THE BEST OF BOTH WORLDS

Whether you want a self-contained plug-in-and-play High Fidelity instrument or a complete range of matched High Fidelity units—specify RCA. For over 25 years the world's recording studios have consistently preferred RCA. Now let RCA bring this same studio quality to your home.

### *New Orthophonic High Fidelity*

#### Matched Units



Super-sensitive FM Tuner.  
£24.3.0 plus £9.8.4 P.T.



Panoramic Multiple Speaker  
System. £56.11.0



20 watt Power Amplifier.  
£24.10.0



Transcription Turntable Deck.  
£22.6.0 plus £8.14.0 P.T.



Versatile Pre-amplifier  
Control Unit. £16.10.0


### *High Fidelity*

#### PLUG-IN-AND-PLAY Record Reproducers

Above is the RCA "PRESIDENT" High Fidelity phonograph, ready-to-play, automatic changing, console record reproducer of outstanding quality. Panoramic multiple speaker system; new triple control with balanced loudness feature; 20 watt peak push-pull power from extended range amplifier; elegantly styled in superb cabinets in walnut, light oak, or dark oak finishes.

The RCA "VICE PRESIDENT" High Fidelity phonograph (illustrated right) is a beautifully styled record reproducer with a quality of reproduction never before associated with instruments of its size. Panoramic triple speaker system; 10 watts peak power from push-pull amplifier with frequency range 40-20,000 cycles; triple control system; 4-speed changer.

41 GNS. (plus £1.15.0 optional legs; tax paid.)



**67 GNS.**  
(tax paid)




**RCA GREAT BRITAIN LIMITED, Lincoln Way, Sunbury-on-Thames, Middx.**

(An Associate Company of Radio Corporation of America) Telephone: Sunbury-on-Thames 3101.

Whenever you have a loading problem...

ABC GOODS TRANSPORT GUIDE



will tell you how it can be solved !!

The ABC GOODS GUIDE provides up-to-the-minute, accurate information about the nearest and quickest means of despatching all kinds of goods.

Long distance road transport operators (independent and British Road Services) who can deliver goods to any part of the country are listed in town order. The new issue of the GUIDE also records all the many changes in warehousing, wharfingers, canals, goods-by-air, ferry services, coastwise shipping and other specialized services.

Make sure that you have this important information at your fingertips. Post this order form TODAY.

JULY-DEC. issue ready NOW

Half-yearly issues, July-Dec. 1957 and Jan.-June 1958

5s. each POST FREE

ORDER FORM

ILIFFE & SONS LTD., DORSET HOUSE, STAMFORD STREET, S.E.1.

Please enter my order for . . . . . copies of the July-Dec. 1957 and the Jan.-June 1958 issues of the ABC GOODS TRANSPORT GUIDE (at 10s. per set) for which I enclose remittance of . . . . .

NAME . . . . .

ADDRESS . . . . .

DATE . . . . . WW

- FREQUENCY MODULATION ENGINEERING
T/V ENGINEERING SERVICING
RADIO SERVICING
RADIO ENGINEERING
RADAR ENGINEERING
BASIC ELECTRONICS INDUSTRIAL ELECTRONICS
ELECTRONIC ENGINEERING

NEW 'LEARN-AS-YOU-BUILD' PRACTICAL RADIO COURSE Build your own radio receiver and testing equipment.

PRACTICAL, UP-TO-THE-MINUTE I.C.S. training . . .

can help you to attain one of the many well-paid posts that exist today in the radio world. Prepare yourself now, at home and in your own time, with the expert help of I.C.S. tutors. The cost of an I.C.S. Course is moderate and includes all books.

Complete the coupon below and post it to us today for further details of the Course which interests you. Write to: Dept. 223H, I.C.S., 71 Kingsway, W.C.2

INTERNATIONAL CORRESPONDENCE SCHOOLS
Dept. 223H, International Buildings, Kingsway, London, W.C.2
Please send FREE book on . . . . . Age . . . . .
Name . . . . . (Block letters please)
Address . . . . .
Occupation . . . . . 7.57
INTERNATIONAL CORRESPONDENCE SCHOOLS

ALTHAM RADIO COMPANY LTD. Jersey House, Jersey Street, Manchester 4. Tel. : Central 7834/5/6.

TO OVERSEAS BUYERS

We have the largest stock in Europe of U.S.A. Government surplus electronic material. What do you require?

This month's special offer :

TRANSISTORS Red-Spot audio type, approx. equivalent Mullard OC71 . . . . . 5s. 0d. each

WE WANT TO BUY

All U.S.A. Test Sets prefixed TS and APN3, APN9, ARC3, ARN7, ART13, BC221, BC788C, CPN2.

CABINETS

MANY & VARIED DESIGNS IN BUREAU, PIANO, CONSOLE & TABLE MODELS

The Contemporary Cabinet MK III/W

Styled in a pleasing burnished full grained walnut veneer (as illus.). It is of an ultra modern appearance and is well suited to the modern trend of furniture design. Size of uncut deckboard 12 1/2 in. x 25 in., overall height with lid closed 28 in.

NETT TRADE PRICE £7.7.0 Carriage 12/6.



Send for our Monthly Bulletin

Send also for our detailed wholesale list for cabinets, wire chassis FM/AM. Complete TVs, Radio Aerials, converters & sundry Electrical components, E.C. shavers, etc. Trade only supplied.

V.E.S. WHOLESALE SERVICES Ltd. Dept. (W.W.), 11, Gunnersbury Lane, Acton, W.3 Tel.: ACO rn 5072



designed specifically for the  
**AMATEUR BAND OPERATOR**

# EDDYSTONE '888'

Accurate dial readings. Crystal controlled Calibration Oscillator. Selectivity Band-width is variable 0.9 K/c/s. to 5 Kc/s. Audio Filter for CW with 100 c/s Bandwidth.

We believe the '888' will become acknowledged as the answer to all problems of reception on amateur bands. Bandspread is inherent in the design, each of the six bands occupies the 12 in. calibration scale.

LIST PRICE


**£110**

Purchase Tax Free

# EDDYSTONE '840A'

**A ROBUST RADIO SUITABLE FOR USE IN ANY CLIMATE**

Operates equally well from A.C. or D.C. mains 110/240 volts and has continuous coverage from 30 M/c/s. (10 metres) to 480 Kc/s (610 metres) in four switched ranges.



LIST PRICE **£55**  
Purchase Tax Free

Fully descriptive brochure on these unique models post free on request from



WEBB'S RADIO, 14 SOHO STREET, OXFORD STREET, LONDON, W.1. Tel.: GERrard 2089

Shop Hours: 9-5.30 (Thursdays 7 p.m.) Saturdays 9-1 p.m.

**DON'T SHORT CIRCUIT**

# PHOTO PRINTED CIRCUITS LTD.

FOR  
BEST · CHEAPEST · EARLIEST · PRINTED CIRCUITS




GUILDFORD ROAD, BISLEY, SURREY

BROOKWOOD 2200-3297

# YOU'LL DO BETTER WITH PREMIER

## Introducing... THE "PETITE" PORTABLE

A completely new design with the all star feature from the firm with 45 years of experience in the supply of designs for the home constructor.



- ★ Size only 8in. x 8in. x 4in.
- ★ Weight, including batteries, less than 6lb.
- ★ 4 valves of the economy type.
- ★ Medium and longwave superhet circuit.
- ★ High Q frame aerials.
- ★ High sensitivity on both wavebands.
- ★ Preamplified IF transformers.
- ★ 5in. speaker of the latest type.
- ★ Automatic on/off switch operated by lid.
- ★ Designed in our own laboratory.
- ★ Backed by an up-to-date Technical Information Dept.
- ★ Components available separately if desired.
- ★ Simple to construct, using normal soldering methods.
- ★ Mains unit will be available later.

Batteries extr.  
HT 10/- (Type B126) or equivalent  
LT 1/6d. (Type AD35) or equivalent

MAY BE  
BUILT FOR

**£7.7.0** plus 3/-  
post & pkg.

## THE PREMIER TAPE RECORDER

**£5** DEPOSIT  
& 8 MONTHLY  
PAYMENTS OF  
£4.18.6 or CASH PRICE  
£40 plus 21/- pkg. & carr.



H.P. Terms: Deposit £20 and 12 monthly payments of £1.17.1.

★ Case finished in Brown and Antique Fawn. Size 15in. x 12 1/2in. x 7 1/2in., with the very latest type continental gilt fittings. For A.C. mains 200-250 volts 50 cycles.




### PORTABLE TAPE RECORDER CABINETS

	All Resins Covered	Price
Tape Deck	Amplifier Type	
Lane Mk. VI	Premier Mi. VI	£4 19 6
Lane Mk. VI	Premier de Luxe	£4 18 6
Truvox Mk. III	Truvox C T.D.3	£4 4 0

Plus Postage and Packing 5/-.

## SAFETY FIRST!

BUILD THESE PREMIER TELEVISORS WHICH  
GIVE COMPLETE SAFETY TO THE CONSTRUCTOR



These Televisors use a double wound mains transformer which gives you complete safety from contact with the mains supply when handling the chassis or controls

★ **B.B.C. & I.T.A. DESIGN No. 1 with NEW TURRET TUNER**  
MAY BE BUILT FOR **£33-7-11** PLUS COST OF C.R.T.

★ **B.B.C. (ALL CHANNELS) DESIGN No. 2**  
MAY BE BUILT FOR **£27-9-4** PLUS COST OF C.R.T.

BUILD IN 5 EASY STAGES. FULL CONSTRUCTION DETAILS AVAILABLE. INSTRUCTION BOOK 3/6 POST FREE INCLUDES BOTH DESIGNS.

CONSOLE CABINETS with full length doors for 14in., 16in. and 17in. tubes PRICE £14/14/- H.P. Terms: Deposit £7/7/6 and 9 monthly payments of 18/6. CONSOLE CABINETS. Half door, previously advertised, still available at £12/12/- H.P. Terms: Deposit £6/6/- and 8 monthly payments of 18/3.  
On above cabinets add 21/- for pkg. and carr.

**PREMIER RADIO CO. (Dept. W7) 207 EDGWARE RD., LONDON, W.2. Tel. : AMBassador 4033 & PADdington 3271**

# PREMIER RADIO COMPANY

## CABINETS — PORTABLE

**MODEL PC/2**  
 Grey Lizard Rexine covered ..... 45/-  
 Overall dimensions 15in. x 15in. x 6in. Clearance under lid when closed 3in.

**MODEL PC/2 DE LUXE**  
 Two colours, wine and grey, with cutout for speaker and amplifier ..... 55/6  
 Dimensions as above.

**MODEL PC/3**  
 Grey Lizard Rexine covered ..... 69/6  
 Overall dimensions 16½in. x 14½in. x 10½in. Clearance under lid when closed 6½in.

**MODEL PC/3 DE LUXE**  
 As above but with cutouts for Speaker and Amplifier 79/6  
 Dimensions as above.

**THE ABOVE CABINETS ARE COMPLETE WITH CARRYING HANDLE FASTENERS AND PANEL.**

Packing and Postage 3/- each.

**Junction Transistors 10/- each**  
 Equivalent of the OC70 Type

**A RANGE OF BAND 3 AND F.M. AERIALS IS NOW AVAILABLE**

Air spaced co-axial wire.....1/9 per yard

## CONTINENTAL STYLE CABINET




Dark Piano finished with gold and black styling, overall size 39in. long, 32½in. high, 16in. deep. 2 sliding doors, concealing on the left a black panel 18½in. x 20½in. finished in medium mahogany, and on the

right a detachable board 12½in. x 18½in. and a shelf which may be used for record storage. Cash Price 18 gns., plus 25/- pkg. and carr. H.P. Terms: Deposit 9 gns., 12 monthly payments of 17/6. Credit Terms: Deposit £2/18/-, and 8 monthly payments £2/4/11.

The new Spencer West Band Three converter is now available at £6/5/- plus pkg. and post 3/-.

Spencer West Pattern Unit 25/- plus 1/- pkg. and post. For elimination of B.B.C. interference or I.T.A.

**Latest Collaro Record Changer 4 speed RC456 £10/19/6**, plus pkg. and carr. 7/6. Credit terms: Deposit £1/19/6, 8 monthly payments £1/6/3.



## PREMIER BUREAU DE LUXE

A superb cabinet in finely figured walnut veneer. Interior light sycamore, with rexine matching lining. Overall dimensions: 33in. high, 34in. long, 17in. deep. Uncut control panel

on right hand side approximately 16in. x 10½in. uncut baseboard on left hand side 15½in. long, 13½in. deep. Two full size felt-lined storage cupboards in the lower part of the cabinet.

Cash price 16½ gns. H.P. Terms, deposit £8/13/6 and 12 monthly payments of 16/1. Credit Terms, deposit £2/3/10 and 8 monthly payments of £2/2/10. Packing and Carriage 25/- extra.

**B.S.R. T.U.8 3-speed Record Player £4/12/6** plus 2/6 post and packing.



**P.U. complete with arm 36/-.**

We carry a comprehensive stock of components by all leading manufacturers.

**SEND 2½d. STAMP FOR OUR NEW 1957 CATALOGUE**

## LATEST B.S.R. MONARCH 4-SPEED AUTOCHANGER

Designed to play 12in., 10in. and 7in. Records intermixed in any order at 16, 33, 45 or 78 r.p.m. Capacity 10 Records. New reversible Dual Stylus Crystal Pick-up, for use on 100/250 v. 50 cycle A.C. mains, £9/15 plus packing and postage 5/-. Deposit 25/- and 8 monthly payments of 25/-



## 4 WATT AMPLIFIER

MAY BE BUILT FOR **£4. 10. 0** Plus 2/6 Pkg. & Postage

Instruction Book 1/- post free.

A steel case is now available, complete with engraved panel, for 15/6 extra. The amplifier may be supplied complete for £5/5/- plus pkg. and post 3/6, or fitted in case at £6 plus pkg. and post 3/6. Engraved panel 3/6. Post Free.




## 2-BAND TRF RECEIVER MAY BE BUILT FOR £5.15.0

plus pkg. & post 3/-

## 3 BAND SUPERHET RECEIVER

MAY BE BUILT FOR **£7. 19. 6** Plus 3/6 Pkg. & Postage

These two receivers use the latest type circuitry and are fitted into attractive cabinets 12in. x 6½in. x 5½in. in either walnut or ivory bakelite or wood. Individual instruction books 1/- each, post free.



## COMPACT GRAM AMPLIFIER

Complete ready to connect to any type of Pick-up and Speaker (8 ohms) A.C. Mains 200/250volts. Volume and tone control fitted with knobs. Overall size 7½in. long x 3½in. wide x 2½in. high. **£2 : 19 : 6**

Suitable speaker 7 x 4in. elliptical 21/10.

Plus packing and postage 2/6.

## THE JASON "ARGONAUT" MW/FM DESIGN

★All Premier components are designed & approved ALL components to build the complete Receiver, including output stage, may be purchased for £15/5/-, or all components less output stage but including Power Supply, for £13/19/6, plus packing and postage 3/6 on each.

T.S.L./Lorenz.

LP 212-3 Speaker System	£14 19 6
LPH 65 Treble Speaker	£1 19 6
LP 215 Concert Speaker 8in.	£6 17 10
Concert Soundcorner	£13 16 3

Send for illustrated catalogue on above.

★ IT WILL PAY YOU TO VISIT OUR NEW HI-FI DEMONSTRATION ROOM.



## THE NEW TSL FM TUNER HIGH STABILITY MODEL

6 Valves including Magic Eye and Power Supply using the latest type Gortler permeability Unit complete with first audio stage and preset output volume control. Maximum radiation less than 10 microvolts per metre. Sensitivity better than .5 microvolts. Cash price £17/10/- (inclusive) or on H.P. terms, deposit £8/15/- and 9 monthly payments of £1/1/8. Credit terms, deposit £2/3/9 and 8 monthly payments of £2/3/4. Postage and packing 5/- extra.



Why not make the best!


## MULLARD AMPLIFIER KIT

NOW SUPPLIED WITH ULTRALINEAR OUTPUT TRANSFORMER.

All the components for model 510, PLUS pre-amplifier, on one chassis (total six valves), chassis gold hammer finished. May be purchased for £12/12/- plus pkg. & post 7/6, or pre-amplifier and tone control in a separate unit £14/14/- plus pkg. and post 7/6.

## AM/FM RADIOGRAM CHASSIS OF THE LATEST TYPE

Cash £22/10/-, or credit terms £2/16/3 deposit and 8 monthly payments of £2/15/6. H.P. Terms £11/5/- deposit and 12 monthly payments of £1/0/11. Packing and Carr. 7/6. This chassis has 8 valves and covers short, medium and long FM and Gram. Printed circuit on F.M. ensures a high degree of stability. Overall size 14in. long, 6½in. high, 9in. deep. Dial size 12 x 5½in



**WHY BUY SURPLUS OR RE-CONDITIONED TUBES WHEN THESE FULLY GUARANTEED WIDE ANGLE TUBES ARE AVAILABLE? THE LATEST TYPE 17" RECTANGULAR TUBE MW43'64 BY TELEFUNKEN AT £17 (INC. TAX) POST AND PACKING 2/- EXTRA. ALSO 14" RECTANGULAR TUBE TYPE 14 LP4, £13/17/6 (INC. TAX). PKG. & CARR. 15/- EXTRA.**

**TUNING CONDENSERS (Miniature type)** 2-gang .0005 mfd. 5/-.

## METER RECTIFIERS

Miniature type with leads 1-5 mA. 5/-, post paid.

## WEYMOUTH MINIATURE COIL PACK

Covering Med./Long/Short Wave Bands. Iron Core'd Coils. Dimens.: Ht. 1½in., length 3½in., width 2½in. Price 28/6.

## TERMS OF BUSINESS:

Cash with order or O.O.D. over £1. Please add 1/- for Post Orders under 10/-, 1/6 under 40/-, Unless otherwise stated.

**207 EDGWARE RD., LONDON, W.2.**

Tel: AMBassdor 4033 and PAddington 3271

**That's the  
beauty of it**

The Monarch is a precision instrument—its purity of tone satisfies the most meticulous listener, its mechanical perfection is a joy to the technically minded. Listening tests, reliability tests and laboratory research prove its superb performance in hard facts and figures. Stringent checks of components and assembly eliminate any possibility of after-sales troubles. No wonder leading makers select the Monarch for their radiograms and players!

Ask for the U.A.8. data sheet and descriptive literature.



**Monarch** **U.A.8**

**WORLD'S FINEST 4-SPEED AUTOCHANGER**

**BIRMINGHAM SOUND REPRODUCERS LTD., OLD HILL, STAFFS.**

# Wireless World

ELECTRONICS, RADIO, TELEVISION

Managing Editor : HUGH S. POCOCK, M.I.E.E.

Editor : F. L. DEVEREUX, B.Sc.

Editorial Consultant : H. F. SMITH

JULY 1957

## ***In This Issue***

- 303 Editorial Comment
- 304 Horizontal versus Vertical Resolution *By L. C. Jesty*
- 307 World of Wireless
- 309 Personalities
- 310 Multi-Valve Cathode Follower Circuits  
*By J. G. Thomason*
- 314 "88-50" Pre-Amplifier  
*By W. Ian Heath and D. M. Leakey*
- 321 Measuring and Test Gear
- 325 Colour TV in U.S.A. *By C. G. Mayer*
- 326 Superconductivity *By "Cathode Ray"*
- 331 Technical Notebook
- 333 Transistor Circuit Symbols *By E. H. Cooke-Yarborough*
- 335 Instruments, Electronics and Automation
- 340 Portable Transistor Receiver—2 *By S. W. Amos*
- 346 Short-wave Conditions
- 347 Letters to the Editor
- 348 News from the Industry
- 350 Random Radiations *By "Diallist"*
- 352 Unbiased *By "Free Grid"*

VOLUME 63 No. 7

PRICE: TWO SHILLINGS

FORTY-SEVENTH YEAR  
OF PUBLICATION



Offices: Dorset House,  
Stamford Street, London,  
S.E.1

Please address to Editor,  
Advertisement Manager or  
Publisher, as appropriate.

Telephone :  
WATERloo 3333 (60 lines)

Telegraphic Address :  
"Ethaworld, Sedist, London".

PUBLISHED MONTHLY (4th Tuesday of preceding month) by ILIFFE & SONS LTD., Dorset House, Stamford Street, London, S.E.1. Telephone: Waterloo 3333 (60 lines). Telegrams: "Iliffeprs, Sedist London." Annual Subscription: Home and Overseas, £1 12s. 6d. U.S.A. and Canada \$5.00. BRANCH OFFICES: BIRMINGHAM: King Edward House, New Street, 2. Telephone: Midland 7191. COVENTRY: 8-10, Corporation Street. Telephone: Coventry 5210. GLASGOW: 28B Renfield Street, C.2. Telephone: Central 1265. MANCHESTER: 260, Deansgate, 3. Telephone: Blackfriars 4412. OVERSEAS OFFICES: U.S.A.: 111, Broadway New York, 6, N.Y. Telephone: Digby 9-1197. CANADA: 67, Yonge Street, Toronto, 1, Ontario. Telephone: Empire 6-0873.

# Feed Back

# in Transformerless Push-Pull Stages

The advantages and disadvantages of single-ended and symmetrical push-pull transistor Class B output stages were discussed on this page last month. The single-ended circuit was shown to be preferable in a number of ways unless it was intended to use an efficient output transformer or choke in the symmetrical circuit. Transistor push-pull output stages without speaker transformers present special problems in applying negative feedback. Several methods are possible: some are applicable to symmetrical circuits and others are more suitable for single-ended push-pull circuits.

## Methods Applicable to Symmetrical Circuits

### (1) By emitter resistors

Emitter resistors (common or separate) will apply feedback to the output stage and reduce distortion from all causes if the drive is from a fairly low impedance source ( $L\alpha R_e$ ). Although this method is superficially attractive because emitter resistors are often required anyway to stabilise the d.c. working point, the values of  $R_e$  necessary to give effective feedback are usually so great, because of high drive impedances, that the loss in sensitivity is prohibitive.

### (2) By feedback windings

Feedback can be introduced by passing the emitter currents through separate feedback windings wound on the driver transformer. This increases the input impedance of the output stage.

### (3) Via bias potentiometer

Two separate bias voltage dividers feeding separate driver transformer secondaries are required. A fixed, and usually very small, amount of feedback is introduced when the potentiometers are connected between the collectors and earth instead of across the battery. The input circuit impedance is thereby slightly increased.

## Methods Applicable to Single-Ended Circuit

Both methods (1) and (2) apply. Method (3) must be modified and there is one additional method.

### (3a) Via bias potentiometer

If the capacitor  $C$  in Figure 1 is omitted and the top end of  $R_1$  is connected to point  $X$  instead of to the battery tap, the circuit of Fig. 2 results. Here a fixed degree of collector-to-base feedback is applied via the bias potentiometer. As the amount is usually small ( $\sim 1$ dB), this circuit will generally be adopted (with or without additional feedback) because of the component saving.

### (4) From across the load

Feedback can be taken from point  $X$  (Fig. 1 or Fig. 2), or the tap on a voltage divider across the load, and applied to an earlier stage. It may be desirable to decouple the lower half of the battery by a large capacitor to prevent asymmetrical voltage from being injected into the feedback loop by the internal resistance of the battery. The input impedance and drive requirements of the output stage are not altered when this method is used.

## Comparison of Feedback Methods

The most attractive methods are (4), (3a) and (3) in that order. All three methods have the advantage that the feedback is derived from across the load, so that the output impedance is reduced and the speaker damping improved. Only a moderate amount of feedback is needed to give effective speaker damping in spite of the intrinsically high output impedance of transistor amplifiers.

Method (3a) gives a saving in components but in both (3) and (3a) the amount of feedback obtained is fixed, usually at a very low value, by component values which are determined by other considerations. Additional feedback can, of course, be applied by using other methods.

Method (4) is flexible and has the advantage that the output required from the driver is not increased when the feedback is applied round several stages. This may mean that a smaller transistor will serve as the driver than when other methods are used. The feedback can also be used to modify the input impedance of the stage into which it is injected.

The other methods listed are not very practical: method (1) leads to a great loss in power sensitivity and (2) requires a complicated and costly driver transformer. Both tend to increase the output impedance of the amplifier.

## Summary

The most convenient method of applying negative feedback to push-pull output stages without speaker transformer is method (4) where the feedback is derived from the output voltage and injected into an earlier stage. It is applicable to single-ended circuits only. Methods (3) and (3a), where the bias potentiometer chain is used to provide feedback in the symmetrical and single-ended circuits respectively, are also useful but give only a little feedback.

It will be seen that there is no very satisfactory method for applying feedback to symmetrical push-pull stages without a speaker transformer. When a transformer is used, feedback can be taken from the secondary to the driver stage in the conventional manner. The amount of feedback allowable, however, is very limited as the feedback loop then includes two transformers and two transistor stages, all of which introduce appreciable phase shift at high audio frequencies. (If the spread in transistor gain is considered, it will usually be found that about 6dB of feedback can be applied safely in this way.)

The single-ended circuit with feedback taken from across the load—method (4)—is superior in this respect because there is only one transformer in the circuit so that stability is easier to achieve. More feedback can therefore be used and also tone correction can be applied by inserting reactive elements in the feedback loop.

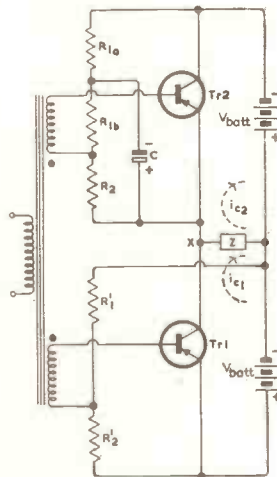


Fig. 1

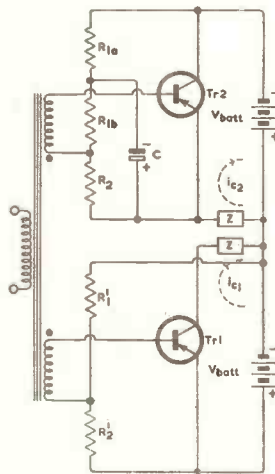


Fig. 2





# BRIMAR

*takes a flying lead!*



first in the field  
with the complete

## FLYING LEAD VALVE ASSEMBLIES

*for* **CHASSIS  
MOUNTING**

BRIMAR are now able to offer a range of flying lead miniature B7G & B9A valves assembled on moulded bases suitable for chassis mounting and using the same fixing holes as the corresponding valveholders for plug-in valves. Two types of assembly are available: *unscreened*, with the valve mounted on a base only, or *screened* with a close fitting blackened metal can which provides electrical screening and conductive cooling of the envelope. Both these assemblies can be supplied with the bases moulded in nylon-loaded P.F., or in P.T.F.E. The nylon-loaded P.F. base has good electrical properties and is suitable for general use up to about 200 Mc/s, and the P.T.F.E. base, which is heat and moisture resistant with excellent electrical properties, may be used for all frequencies, under arduous conditions such as in situations of high humidity.

### TO SPECIFY THE ASSEMBLIES

Replace the "F/" prefix on the flying lead valve code with one of the following prefixes:—

- FF unscreened on P.T.F.E. base
- XF unscreened on nylon-loaded P.F.
- SF screened on P.T.F.E. base
- SX screened on nylon-loaded P.F.

Thus an F/6064 in a screened, P.T.F.E. assembly would be specified as SF6064.

- Simplified and improved method for mounting wire-ended valves.
- Saves time in soldering.
- Eliminates contact resistance.
- No intermittent pin contact resistance troubles.



*Standard Telephones and Cables Limited*

Regd. Office: Connaught House, 63, Aldwych, London, W.C.2

FOOTSCRAY · SIDCUP · KENT · FOOTscray 3333



In designing gramophones,  
and in enjoying records,  
Acos turnover Cartridges Series 65  
put you on the green in one.



Type 65-1 is a superior player—hi-fi, hi-g, drives level up to 12 kc/s and still

gives a good output.\* Type 65-3 is the energetic member


of the club—highest output,\* dependable, and a good round every time.

Each with  $\times 500$  tested styli in slip-in fittings. Each, in its own field, very much to the 'FORE'.

\* Outputs: Type 65-1: 0.15 V, Type 65-3: 1.0 V, at 1 cm/sec velocity, 1000 c/s.



**ARE DOING THINGS IN STYLI**



The P.V.C. moulding fits tightly around the screw head, preventing the screw from twisting loose and falling out.

# "BELLING-LEE" FLEXIBLE TERMINAL BLOCKS

U.K. Patent 680406

## A SCREW LOOSE?

There's no danger of losing it. The \*unique feature of "Belling-Lee" Flexible Terminal Blocks is that they hold their screws *captive*. Even when the blocks are mounted upside down and the screws totally disengaged from their inserts they cannot fall out.

"BELLING-LEE" FLEXIBLE TERMINAL BLOCKS have many outstanding features. Their versatility gives them an almost unlimited range of applications.

They cannot break, but can be cut easily with a knife into smaller sections.

The terminal screws cannot fall out—see above.

They are mechanically shock-proof, safe against vibration.

They can be secured to curves or irregular surfaces.

Three fixing holes are provided between each pair of terminals.

\* Dictionary definition: *Unique: Unmatched, unequalled, having no like or equal.*

Three sizes are available in 12-way strips with brass inserts.


Blocks are moulded in grey P.V.C.

**L.1325** (7.140in. x .765in.). Rating 15 amps. nickel plated inserts for greater corrosion resistance.)

**L.744** (5in. x .750in.). Rating 5 amps.

**L.1350** (3.75in. x .625in.). Rating 2 amps.

**L.744/N.I.** (As above, but with



### "BELLING-LEE" NOTES

"Belling-Lee" do not manufacture nor sell cable, but aerials require cable, and the type and quality used has a great bearing upon the performance of an aerial, particularly in locations where there is difficulty in obtaining a picture of true entertainment value.

In general, coaxial cable is used throughout and this is now available in four types; solid polythene insulated, foam or cellular polythene for local areas, semi-air-spaced and low-loss cellular for "fringe" areas.

On band III, the loss in any cable is about twice as much as it is on band I, so it is important to use the solid cable on short runs only. The cellular type is recommended for general use, and the semi-air-spaced or low-loss cellular for long runs, or anywhere outside the transmitter service area.

COAXIAL	LOSS per 50 ft. in dB.		
	Band I	Band III	
LOCAL	SOLID POLYTHENE	1.4	3.2
	CELLULAR POLYTHENE	1.1	2.4
FRINGE	SEMI AIR SPACED	0.8	1.7
	LOW LOSS CELLULAR	0.75	1.6

It will be seen that in a normal installation using 50 ft. of cable, the gain obtained by using air-spaced feeder instead of solid is 1.5 dB. This is about the difference between the performance of a 3 and a 6 element array, and is within a shilling of the cost. If cost is the controlling factor, put up the better aerial, but if another pound can be spent it will be well spent on the use of the better feeder too.

If you are interested in the design and development of V.H.F. aerials and wanting to join an expanding and progressive company, why not send us particulars about yourself including qualifications and experience in this or similar work?

There is considerable scope for anybody entering this field of research and we can offer first-class conditions as an Assistant or Group Leader in our Research Laboratories. Please address your applications to the Secretary.

Advertisement of  
**BELLING & LEE LTD.**  
 Great Cambridge Rd., Enfield, Middx.  
 Written 24th May, 1957



**BELLING & LEE LTD**  
 GREAT CAMBRIDGE ROAD, ENFIELD, MIDD., ENGLAND


Telephone: Enfield 3322 • Telegrams: Radiobel, Enfield



# A.F. PANORAMIC WAVEFORM ANALYSER

## *Distortion products at a glance...*

With the Panoramic Waveform Analyser the distortions produced by an audio-frequency amplifier or network may be rapidly evaluated. The output signal is continuously monitored so that the effect of changes in circuit parameters may immediately be assessed.

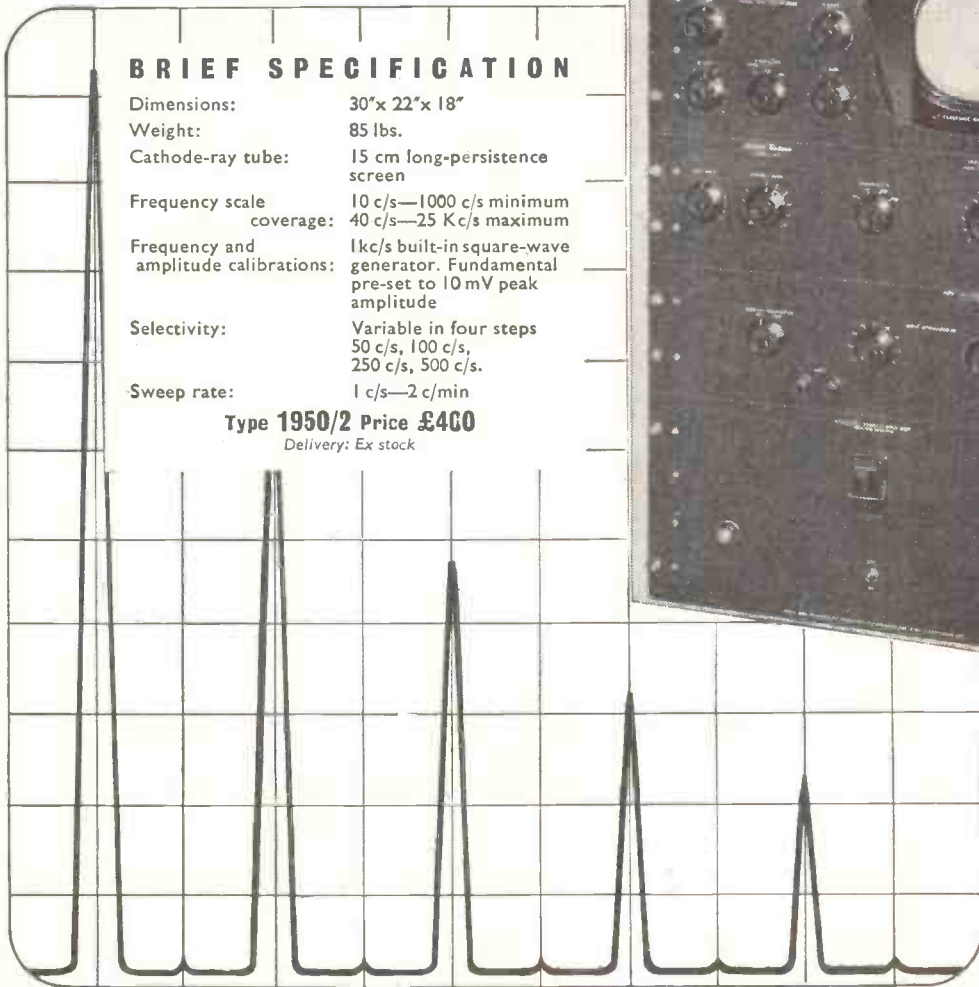


### BRIEF SPECIFICATION

Dimensions:	30"x 22"x 18"
Weight:	85 lbs.
Cathode-ray tube:	15 cm long-persistence screen
Frequency scale coverage:	10 c/s—1000 c/s minimum 40 c/s—25 Kc/s maximum
Frequency and amplitude calibrations:	1kc/s built-in square-wave generator. Fundamental pre-set to 10 mV peak amplitude
Selectivity:	Variable in four steps 50 c/s, 100 c/s, 250 c/s, 500 c/s.
Sweep rate:	1 c/s—2 c/min

**Type 1950/2 Price £400**

Delivery: Ex stock



Designed and  
manufactured by  
Industrial  
Electronics



All enquiries to:—

**E.M.I. ELECTRONICS LTD**

INSTRUMENT DIVISION · HAYES · MIDDLESEX · Tel: SOUthall 2468 Ext. 931

performance assurance

with

**COSSOR**

printed  
circuits



List Price  
£36.13.4

MODEL 1045K

KIT OSCILLOSCOPE

A new single-beam Oscilloscope in Kit form of equal value to the professional engineer or amateur alike is available in Model 1045K. Providing an amplifier of wide bandwidth and high sensitivity and a variable time base with X expansion, this instrument will satisfy, economically, the Laboratory's or Works' need for a general-purpose oscilloscope.

The use of printed circuit techniques has made pos-

sible the inclusion in this Kit of circuit boards which, by their innate accuracy of wiring and layout, assure the attainment of the design specification. The assembly of the instrument requires no skill other than that needed to use a soldering iron. Each step in the construction is covered clearly in the profusely illustrated, 53-page Manual whilst the work provides a valuable exercise for the student of electronic equipment.

*Write for descriptive brochures and prices of available Kit instruments to:*

**COSSOR INSTRUMENTS LIMITED**

*The Instrument Company of the Cossor Group*

COSSOR HOUSE · Highbury Grove · LONDON N.5

Telephone: CANonbury 1234 (33 lines)

Telegrams: Cossor, Norphone, London

Cables: Cossor, London

# From on the map to on the air



## through Marconi's experienced hands

Broadcasting and television authorities all over the world look to Marconi's for much more than the supply of equipment. The company has been called on for every aspect of the provision of a broadcasting service, from the survey of propagation problems in the area to be served, through the complete building of the transmitter stations and the installation of the programme input equipment, to the erection of the aerials, maintenance, and the training of technical staff. No other company in the world tackles such matters with the experience, research facilities, skill and resourcefulness of Marconi's.



*Seventy-five per cent of the world's broadcasting authorities rely on Marconi equipment.  
Marconi equipment is installed at all B.B.C. and I.T.A. television stations.*

Lifeline of Communication

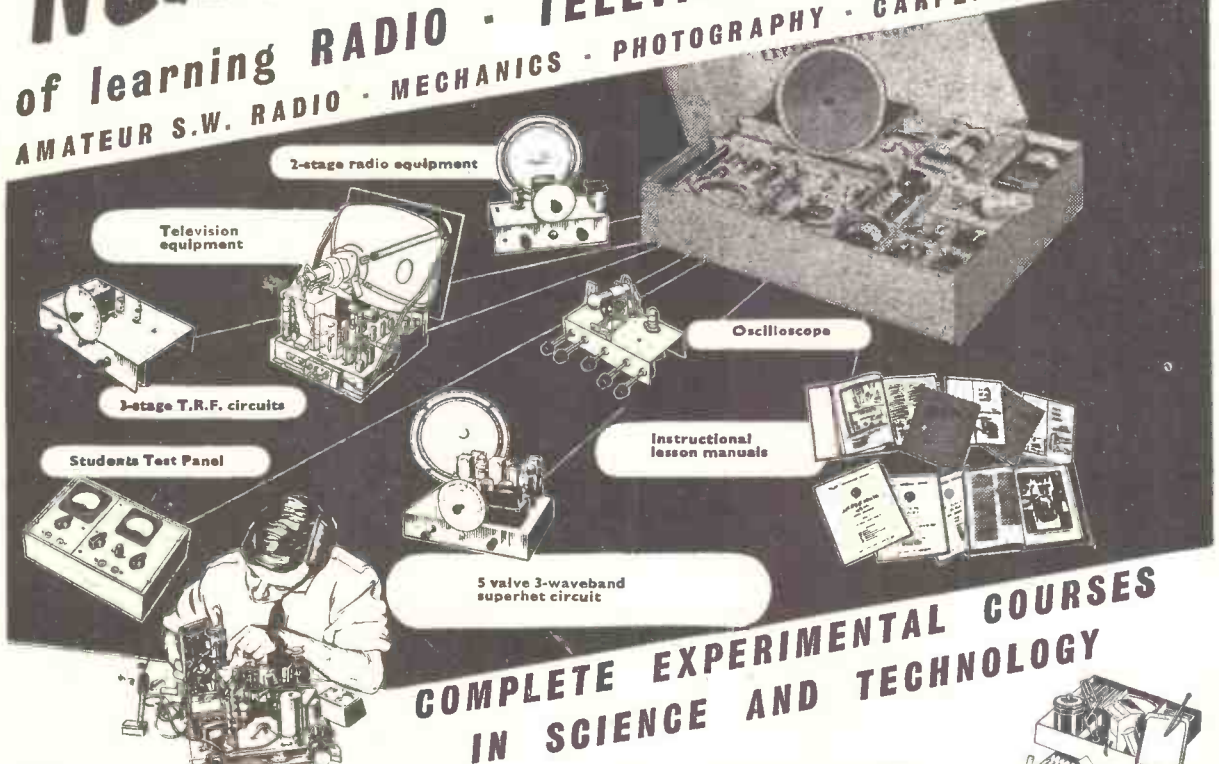
# MARCONI

## Complete Sound and Television Broadcasting Systems



# NEW! — THE PRACTICAL WAY

of learning **RADIO · TELEVISION · ELECTRONICS**  
**AMATEUR S.W. RADIO · MECHANICS · PHOTOGRAPHY · CARPENTRY etc. etc.**



## COMPLETE EXPERIMENTAL COURSES IN SCIENCE AND TECHNOLOGY

**NEW** — completely up-to-date methods of giving instruction in a wide range of technical subjects specially designed and arranged for self-study at home under the skilled guidance of our teaching staff.

**NEW** experimental outfits and lesson manuals are despatched on enrolment and remain the student's property. A tutor is allotted to each student for personal and individual tuition throughout the course.

In the case of radio and television, specially prepared components are supplied which teach the basic electronic circuits (amplifiers, oscillators, detectors, etc.) and lead, by easy stages, to the complete design and servicing of modern commercial radio and television receivers.

If you are studying for an examination, wanting a new hobby or interest, commencing a career in industry or running your own full-time or part-time business, these practical courses are ideal and may be yours for moderate cost. Send off the coupon to-day for a free Brochure giving full details. There is no obligation whatsoever.

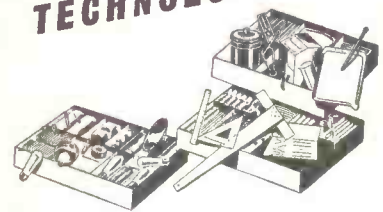
*The only Home Study College  
run by a World-wide  
Industrial organisation*

E.M.I.  
Factories at  
Hayes.

# EMI INSTITUTES

### SUBJECTS INCLUDE:-

- RADIO · SHORT WAVE RADIO**
- TELEVISION · MECHANICS · CHEMISTRY**
- PHOTOGRAPHY · ELECTRICITY · WOODWORK**
- ELECTRICAL WIRING · DRAUGHTSMANSHIP**
- ART, etc.**



**COURSES FROM 15/-  
PER MONTH**



E.M.I. INSTITUTES, Dept. 127x, London, W.4

NAME \_\_\_\_\_ Age \_\_\_\_\_  
 (if under 21)

ADDRESS \_\_\_\_\_

I am interested in the following subject(s) with/without equipment

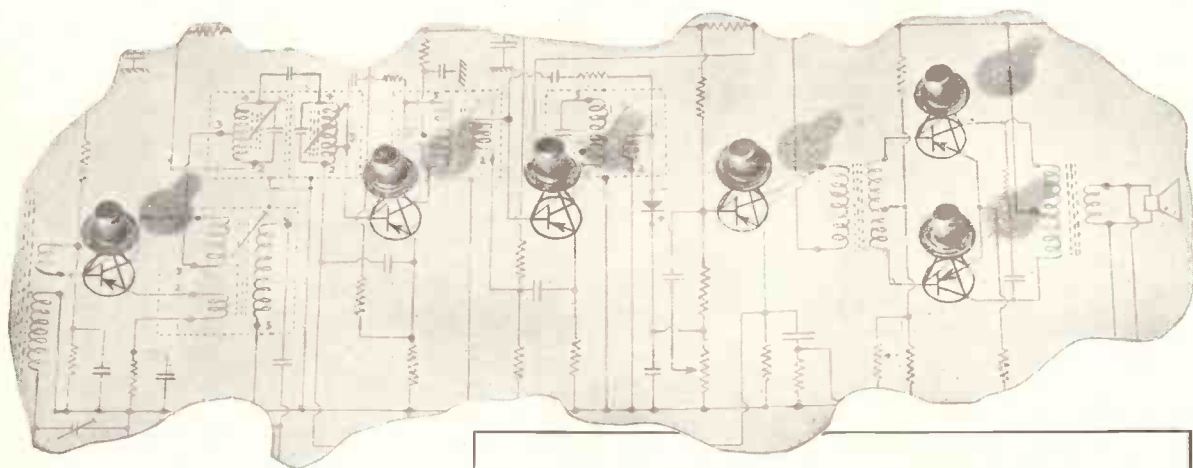
JULY \_\_\_\_\_ We shall not worry you with personal visits \_\_\_\_\_

BLOCK  
CAPS  
PLEASE

*-Part of "His Master's Voice"; Marconiphone, etc. etc.*






# A Complete range of TRANSISTORS

for radio and electronic applications



The welded metal-to-metal containers ensure hermetic sealing against moisture penetration even under conditions of high humidity at elevated temperatures.

A full range of Ediswan Transistors is now available for immediate delivery. Characteristic curves and data will be supplied on application.

TYPE	APPLICATION	CHARACTERISTICS
 XA102	Frequency Changer/Oscillator	Average cut-off frequency 8 Mc/s.
 XA101	L.F. Amplifier	Average cut-off frequency 5 Mc/s.
 XB102	L.F. Stage	Average current gain 30. Noise factor * (common emitter) 6db.
 XB103	L.F. Stage	Average current gain 66. Noise factor * (common emitter) 6db.
 XC101	† Output Stage	* $f = 1000$ c/s, source impedance = $500\Omega$ $V_c = -2V$ , $I_c = -0.5mA$ . Maximum collector dissipation (absolute) 115mW at 35°C ambient. Maximum junction temperature (absolute) 70°C. Thermal resistance in free air 0.3°C/mW. Thermal resistance with appropriate heat sink 0.21°C/mW.

† The XC101 is also available in matched pairs for push-pull output.

RV.35a

# EDISWAN

## MAZDA

### VALVE & CRT DIVISION

THE EDISON SWAN ELECTRIC CO. LTD. 155 Charing Cross Road, London, W.C.2 and Branches

Telephone: GERrard 8660

An A.E.I. Company

Telegrams: Ediswan, Westcent, London



# Wanted!

## QUALIFIED MEN AND WOMEN

Industry and Commerce offer their best posts to those with the qualifications—appointments that will bring personal satisfaction, good money, status and security. As part of a modern industrial organisation, we have skilled knowledge of what is required and the best means of training personnel for its present day and future requirements. We specialise also in teaching for hobbies, new interests or part-time occupations in any of the subjects listed below. Write to us to-day for further information. There is no obligation of any kind.

### OUR BACKGROUND!



The E.M.I. Factories at Hayes, England.

### PERSONAL & INDIVIDUAL TRAINING IN—

- |                                 |                            |                                |                                |
|---------------------------------|----------------------------|--------------------------------|--------------------------------|
| Accountancy                     | Customs Officer            | Management                     | Refrigeration                  |
| Advertising                     | Draughtsmanship            | Maintenance Eng.               | Sales Management               |
| Aeronautical Eng.               | Economics                  | Mathematics                    | Sanitary Eng.                  |
| A.R.B. Licences                 | Electrical Eng.            | M.C.A. Licences                | Salesmanship                   |
| Art (Fashion, Illus., Humorous) | Electrical Installations   | Mechanical Eng.                | Secretaryship                  |
| Automobile Eng.                 | Electronics                | Metallurgy                     | Shorthand & Typing             |
| Banking                         | Electronic                 | Motor Eng.                     | Short Story Writing            |
| Book-keeping                    | Draughtsmanship            | Painting & Decorating          | Short Wave Radio               |
| Building                        | Eng. Drawing               | Photography                    | Sound Recording & Reproduction |
| Business                        | Export                     | P.M.G. Cert.                   | Telecommunications             |
| Management                      | Gen. Cert. of Education    | Police                         | Television                     |
| Carpentry                       | Heating & Ventilation Eng. | Production Eng.                | Time & Motion Study            |
| Chemistry                       | High Speed Oil Engines     | Production Planning            | Tracing                        |
| City & Guilds Exams             | Industrial Admin.          | Radar                          | Welding                        |
| Civil Service                   | Jig & Tool Design          | Radio Amateurs (C & G) Licence | Workshop Practice              |
| Commercial Subjects             | Journalism                 | Radio & Television Servicing   | Works M'gement and many others |
| Commercial Art & Drawing        | Languages                  |                                |                                |

Also courses for GENERAL CERTIFICATE OF EDUCATION, A.M.I.H & V.E., A.M.S.E., A.M.Brit.I.R.E., A.M.I.Mech.E., A.M.I.E.D., A.M.I.M.I., A.F.R.Ae.S., A.M.I.P.E., A.M.I.I.A., A.C.C.A., A.C.I.S., A.C.C.S., A.C.W.A., City & Guilds Examinations, R.T.E.B. Serv. Cert., R.S.A. Certificates, etc.

## NEW! Courses with PRACTICAL EQUIPMENT in RADIO · TELEVISION · MECHANICS

### CHEMISTRY · ELECTRICITY · DRAUGHTSMANSHIP · PHOTOGRAPHY, etc., etc.



### COURSES FROM 15/- PER MONTH

### POST THIS TODAY

E.M.I. INSTITUTES, Dept. 127 K, London, W.4.

NAME ..... AGE .....  
(if under 21)

ADDRESS .....

I am interested in the following subject(s) with/without equipment

JULY ..... (We shall not worry you with personal visits)



BLOCK CAPS PLEASE

1C 92

# EMI INSTITUTES

-Part of "His Master's Voice", Marconiphone, etc., etc.

# 74163-A



## Performance

Measuring Range:

Current gains ( $\frac{\alpha}{1-\alpha}$  or  $\alpha^1$ )

of 10 to 100 may be measured, and in some cases gains of less than 10 may be measured, depending on the characteristics of the transistors. An indication of the collector current with the base open-circuited ( $I_{c0}$ ) is also given, up to 2mA.

Measuring Accuracy:  
Current gain  $\pm 10$  per cent.

## Power Requirements

Four 1.5-volt dry cells (U2 or equivalent), housed in the box. They are not supplied with the set, to avoid the possibility of damage by corrosion.

## Dimensions

10½ x 6¾ x 4½ in. (257 x 171 x 117 mm)

## Weight

5 lb. (2.3 kg)

# Transistor Test Set

The 74163-A Transistor Test Set has been developed primarily to provide a rapid means of checking *p-n-p* transistors to determine whether they are functioning or not. By means of a few simple switching operations, it will measure the current gain in the common emitter configuration, and will also indicate the collector current with the base open-circuited. In most low-frequency circuit design the current gain ( $\alpha^1$ ) is usually the only parameter required, and therefore the set is particularly useful for design and maintenance engineers. It may also be used for quickly grading transistors in terms of their current gains. Housed in a small and portable metal case, the set is extremely simple and convenient to use. The batteries are housed inside the case, and their voltages are checked on the meter before measuring the current gain.




*Standard Telephones and Cables Limited*

Registered Office: Connaught House, Aldwych, London, W.C.2

TRANSMISSION DIVISION: NORTH WOOLWICH · LONDON E.16

# Vortexion



The above recorder uses a synchronous capstan motor and for use on 12 volt car battery a 50 c/s  $\pm 1$  cycle 230 v., 120 w. power supply unit is available.


**T.R.G.10 MINIATURE AMPLIFIER AND VERSATILE PRE-AMPLIFIER.** A modern miniature amplifier, measuring only  $4\frac{1}{2} \times 5$  in. over front panel and projecting  $10\frac{1}{2}$  in. to the rear. Uses C core transformer material to obtain low external magnetic field and has less than 0.1% harmonic distortion at 10 watts output. The amplifier response is level 15 c/s. to 50,000 c/s. within 0.2 db. The 3-valve pre-amplifier will operate direct from recorder heads with correction networks for difficult tape speeds and switched inputs are provided for radio, microphone and gram. with correction for all recording characteristics.

**"SUPER FIFTY WATT" AMPLIFIER.** This heavy duty amplifier is available for long life under arduous conditions. The normal life being 5,000 hours without valve change.

## FOUR CHANNEL ELECTRONIC MIXER

An Electronic Mixer for four 30-50 $\Omega$  balanced line microphones or special to order. Normal output 0.5 v. on 20,000 $\Omega$  but 1 mV., 600 $\Omega$  balanced or unbalanced is available as an alternative.

The 3-CHANNEL MIXER and PEAK PROGRAMME METER is similar to the above but is fitted with a meter reading peak signals with 1 second decay time and calibrated in db's from zero level 1 mV., 600 $\Omega$  to +12 and -20 balanced or unbalanced output by means of switch.



Full details and prices of the above on request

**VORTEXION LIMITED, 257-263, The Broadway, Wimbledon, London, S.W.19**

Telephones: LIBerty 2814 and 6242-3

Telegrams: "Vortexion, Wimble, London."

## TAPE RECORDERS and AMPLIFIERS

★ The total hum and noise at  $7\frac{1}{2}$  inches per second 50-12,000 c.p.s. unweighted is better than 50 db's.

★ The meter fitted for reading signal level will also read bias voltage to enable a level response to be obtained under all circumstances. A control is provided for bias adjustment to compensate low mains or ageing valves.

★ A lower bias lifts the treble response and increases distortion. A high bias attenuates the treble and reduces distortion. The normal setting is inscribed for each instrument.

★ The distortion of the recording amplifier under recording conditions is too low to be accurately measured and is negligible.

★ A heavy mu-metal shielded microphone transformer is built in for 15-30 ohms balanced and screened line, and requires only 7 micro-volts approximately to fully load. This is equivalent to 20ft. from a ribbon microphone and the cable may be extended 440 yds. without appreciable loss.

★ The 0.5 megohm input is fully loaded by 18 millivolts and is suitable for crystal P.U.s, microphone or radio inputs.

★ A power plug is provided for a radio feeder unit, etc. Variable bass and treble controls are fitted for control of the play back signal.

★ The power output is 4 watts heavily damped by negative feedback and an oval internal speaker is built in for monitoring purposes.

★ The play back amplifier may be used as a microphone or gramophone amplifier separately or whilst recording is being made.

★ The unit may be left running on record or play back, even with 1,750ft. reels, with the lid closed.

**CP20A AMPLIFIER.** This standard amplifier for extreme tropical use will operate from 230 v. A.C. mains or 12 v. car battery and give 15 w. output for a consumption of 5.5a. Inputs for 30 $\Omega$  balanced microphones, M.I. P.U. and Cr. P.U.



**WESTON  
PORTABLE  
INSTRUMENTS**

Weston Portable Instruments include D.C. moving coil, A.C. rectifier and H.F. thermocouple types, and instruments of the A.C./D.C. moving iron type; high grade dynamometer models are also available.

Illustrated above is the Model S.82—a permanent magnet, moving coil instrument in the Portable range. This is primarily a Precision Grade instrument but can also be supplied with Industrial Grade accuracy. Details of this Model, together with others in this series, are available on request.

**SANGAMO WESTON LIMITED**

**ENFIELD · MIDDLESEX**

Telephone : ENField 3434 (6 lines) & 1242 (6 lines) Grams : Sanwest, Enfield

SINGLE PHASE AND POLYPHASE  
WATTHOUR METERS  
SYNCHRONOUS TIME SWITCHES  
SYNCHRONOUS MOTORS  
AND MOTOR UNITS



PANEL & SWITCHBOARD INSTRUMENTS  
D.C. Moving Coil, A.C. Rectifier, H.F. Thermocouple.  
A.C./D.C. Moving Iron

PORTABLE INSTRUMENTS

D.C. Moving Coil, A.C. Rectifier, H.F. Thermocouple,  
A.C./D.C. Moving Iron, A.C./D.C. Dynamometer  
LABORATORY STANDARD INSTRUMENTS

D.C. Moving Coil, A.C./D.C. Dynamometer  
CURRENT TRANSFORMERS · FREQUENCY  
METERS · ALL-PURPOSE TEST SETS  
AIRCRAFT INSTRUMENTS · RATIO METERS  
TACHOMETERS · WESTON STANDARD  
CELLS · ELECTRICAL THERMOMETERS  
"PHOTRONIC" PHOTO ELECTRIC CELLS  
PHOTOMETERS

Scottish Factory : Port Glasgow, Renfrewshire  
Port Glasgow 41151

Branches : London, CHAncery 4971  
Glasgow, Central 6208 ; Manchester, Central 7904  
Newcastle upon Tyne, Newcastle 26867  
Leeds, Leeds 30867 ; Liverpool, Central 0230  
Wolverhampton, Wolverhampton 21912  
Nottingham, Nottingham 42403  
Bristol, Bristol 21781  
Southampton, So'ton 23328  
Brighton, Brighton 28497

sw/25



**REMOTE CONTROL IN INDUSTRY**

Messrs. Pye Ltd. rely on S.S. White Remote Control Shafting for trouble-free operation with the absolute minimum torsional deflection.

Our illustration shows the Pye Industrial Television Camera fitted with a zoom lens operated by S. S. White Flexible Remote Control Shaft No. 150L53, Casing No. 170A2 (Design No. A75).

*S.S. White*  
THE S.S. WHITE CO. OF GREAT BRITAIN LTD.  
INDUSTRIAL DIVISION  
BRITANNIA WORKS,  
ST. PANCRAS WAY, LONDON, N. W. 1.

Photograph by courtesy of  
Pye Ltd., Cambridge.

# Britain's finest Hi-Fi Equipment

We have devoted over 22 years entirely to the design and manufacture of audio equipment and we are proud of our position as leaders in this field. We were the first firm in the world to design and market Amplifiers having a total distortion content as low as 0.1%; a claim which was received with incredulity in 1945, but which was subsequently confirmed by the National Physical Laboratory and has become an accepted world-wide standard.


High engineering ideals have guided our efforts, and Leak Amplifiers have been the choice of the B.B.C., Commonwealth and foreign broadcasting authorities and Recording Studios. This acceptance by professional audio engineers has led to a demand for Leak equipment from music lovers throughout the world.

On the important question of prices it is appropriate to mention one of the basic principles of Leak design. From long experience and by extreme attention to design details during development work on the pre-production models, we enable our craftsmen to achieve a high output per man-hour. The labour costs thus saved offset the increased cost incurred for high-grade materials, components and finishes, and this, together with quantity production (made possible only by a world-wide market), explains how quality products may be sold at reasonable prices.

## An important Test Report . . .

*Independent laboratory tests of the Garrard 301 transcription turntable were recently carried out by Audio Instrument Company Inc., New York, U.S.A., under the direction of Mr. C. J. Lebel (Chairman of one of the groups which prepared the NARTB Standards). It was necessary that the pick-up and amplifier system should conform in response to the RIAA-New AES-new NARTB response curve within  $\pm 1$ db, and in the tests of this excellent transcription unit the components selected for use as complying with this requirement were a Leak tone arm fitted with Leak cartridge and a complete Leak pre-amplifier and power amplifier Model TL/10.*


*The full test report appeared in the February, 1957 issue of "Wireless World," pages 22 and 23.*



\*



\*\*



\*\*\*

**If you were unable to visit the Audio Fair, we invite you to complete the coupon below and post it to us for details of Leak High Fidelity equipment.**



**The First Name  
in High Fidelity**

**H. J. LEAK & CO. LTD., BRUNEL ROAD,  
WESTWAY FACTORY ESTATE,  
ACTON, W.3, ENGLAND.**

Telegrams: Sinusoidal, Ealux, London

Telephone: SHEpherds Bush 1173/4/5      Cables: Sinusoidal, London

Please send details of

- \*  FM Tuner
- \*\*  Amplifiers
- \*\*\*  Gram. pickup

Please send name and address of my nearest Hi-Fi dealer.

Name .....

Address .....

W.W.

## STOCK OFFERED AT SENSATIONAL REDUCTION THIS MONTH/

## SUMMER SALE

## STOCK OFFERED AT SENSATIONAL REDUCTION THIS MONTH/

- S.1. **Superhet 5v. AC/DC chassis.** Medium and two short. Unused. Less valves. Uses standard octal range. Coil pack worth more. 27/6. Carriage 6/6d.
- S.2. **Superhet 7v. 5 waveband chassis.** h.f. stage. Unused. Less valves & power pack. Slightly soiled. Coil pack worth twice as much. £2/15/-. Carriage and insurance 7/6.
- S.3. **Rectifier Unit.** Ex Electric Supply Co. for working d.c. instruments, motorised equipment, etc. from a.c. mains. Input 200/240v. Output 200/240v. 3 amp. 35/-. carriage 7/6.
- S.4. **Rectifier Unit,** as item S.3. but 2 amp. 25/-. carriage 6/6.
- S.5. **Rectifier Unit,** as item S.3. but 40 m.a. 20/-. carriage 5/6.
- S.6. **Filament Transformer, 2v. 5 amp.** High voltage output. Secondary winding, so OK for tube isolation. 4/6.
- S.7. **Filament Transformer.** 6-3v. 1-1/2 amp. 230v. primary. 5/9.
- S.8. **Transistor new, tested.** OK for LF 6/6.
- S.9. **10v. Superhet 1 1/2 Metre.** Ex Govt. but unused. Complete with valves. Easily converted for Band III. 39/6, carriage and packing 7/6.
- S.10. **Pyrex Aerial Insulator** complete with metal fixing flange. 1/6.
- S.11. **Germanium Diodes.** BTH and GEC. (state preference). With wire ends. 10d. each or 9/- doz.
- S.12. **Perspex Escutcheon** for 12in. Tube, embodies mask for tube, suits our 12in. cabinet. 9/6, post and insurance 2/6.
- S.13. **12in. T.V. Cabinet** by famous maker. Cost over £4 to make. 12/6, carriage 4/6.
- S.14. **Metal rectifier.** 200-250, 60-80 m.a. Ideal for mains set or instrument or to replace that expensive valve. 3/9.
- S.15. **Superhet Coils.** Long and medium. Aerial and oscillator circuit included. Per set 3/6.
- S.16. **.0005 twin gang tuning condensers.** 4/9, post 9d.
- S.17. **Midget coils.** Ideal for formers in cans, with dust cores. 4/6 per doz.
- S.18. **Midget I.F. Coils,** dust cored, size 1 1/2in. x 1in., 465 Kc/s. 5/6 per pair.
- S.19. **Standard size I.F. Coil,** dust cored. 465 Kc/s. 4/6 pair.
- S.20. **Meter 0.9 amp hot wire.** Measures AC or DC current. 9/6.
- S.21. **Jumbo valve bases.** Ceramic for 805, etc. 3/6.
- S.22. **Moving coil meter.** 2 1/2in. flush mounting. Scaled 0-30 m.a. 7/6 each.
- S.23. **Mullard 510. Output transformer.** 27/6, plus 2/6 post and packing.
- S.24. **Mullard 510. Mains transformer.** 29/6, plus 2/6 post and packing.
- S.25. **D.C. Rotary Converter.** Doubles or halves voltage, e.g. 24v. to 12v. or vice versa. 45/-. plus 3/6 carriage and insurance.

- S.26. **R.F. 25 Tuning Unit.** New, unused and complete with valves. 9/6, post 2/6.
- S.27. **Hand magneto generator,** as used on telephones. 9/6.
- S.28. **Powerful Blower** with motor, 24v. D.C. but can be operated off mains with rectifier. 15/-. post and packing 2/-.
- S.29. **As item S.28,** but with larger motor for 220v. 25/-. post and packing 3/6.
- S.30. **400 watt Step Down Transformer** tapped output, 110-155v. 37/6, carriage 6/6.
- S.31. **500 watt Isolation Transformer.** Mains in, mains out. (Make servicing safe.) 47/6, post 6/6.
- S.32. **Coil pack** for superhet 465 Kc/s I.F. Medium and 2 short waves. 9/6.
- S.33. **Fluorescent Tube 80 watt.** Standard in all respects. Callers only. 8/6 each.
- S.34. **Fluorescent Tube 40 watt.** See item S.33. 7/6 each.
- S.35. **Fluorescent Tubes 20 watt.** Standard in all respects. Callers only. 6/6 each.
- S.36. **Cathode Ray Tube.** VCR 97. Instrument type. 7/6 each, carriage 3/6.
- S.37. **Cathode Ray Tube.** VCR 517. 8/6 each, carriage 2/6.


Where the value of your order for small articles exceeds £2, these are post free. Under £2 add sufficient to cover, and where carriage or postage specifically mentioned add this in any case.

- S.38. **.1 mfd. 350v. small tubular metal cased type,** made by Dubilier. 2/6 per doz.
- S.39. **Loudspeaker.** 5in. energised field 600 ohm. 9/6, carriage 3/6.
- S.40. **Loudspeaker.** 8in. energised field 500 ohm. 12/6, carriage 3/6.
- S.41. **Welding Transformer.** 12v. 50 amp. Continuous rating. Intermittent rating for spot welding 500 amps. Price 45/-. carriage and packing 5/-.
- S.42. **Mains Lead.** Metal screened to stop interference. 9d. per yard.
- S.43. **10 core flexible cable.** 230v. cores. Price 1/6 per yard.
- S.44. **7 core flexible cable** 230v. cores. Price 1/3 per yard.
- S.45. **5 core flexible cable** 230v. cores. Price 10d. per yard.
- S.46. **3-valve superhet chassis.** Long and medium. Complete with valves. Unused but may need servicing. 25/-. post and insurance 3/6.
- S.47. **Thermometer Capillary Type.** 0-100°C. Price 9/6.

Many more bargains at all our branches. Please telephone before calling to pick up something special in case stocks have been cleared.

- S.48. **Mains Transformer 250-0-250.** 60-80 m.a. 6-3v. Standard mains input. Half shrouded. 12/6. post and insurance 2/6.
- S.49. **Precision Potentiometer** 20k. ohms 10 watt, with large instrument knob. Price 8/6.
- S.50. **Push Button Switch.** 9 press. 2/-. Knobs 1 1/2d. each.
- S.51. **Paxolin handles.** Size 8in. x 5in. 3/- per doz. 30/- per gross.
- S.52. **High voltage condenser.** .05 mfd. at 5KV. Price 4/6 each.
- S.53. **50 assorted resistors.** Well mixed and useful values, 1/4 and 1/2 watts. Price 5/- per 50.
- S.54. **50 assorted resistors.** Well mixed and useful values. 1 watt. Price 6/6 per 50.
- S.55. **Cut-out in bakelite case.** Suit 6-12v. or 24v. Price 7/6.
- S.56. **Automatic D.C. motor starter** for remote control of motors or D.C. gear between 1 to 3kw. 110v. or 230v. £4/-, carriage 7/6.
- S.57. **Check meter.** Movement only, made by Ferranti. New and unused. 7/6, post and insurance 2/6.
- S.58. **Wire welder.** Efficient hand grip tool with trigger switch, operates from 40a.c. Price 4/6.
- S.59. **Rotary switch,** as used for hair dryers, etc., 10 amp. 1/9 each.
- S.60. **Bakelite 5 amp electric wall switch.** "Hicraft". 9d. each or 8/- per dozen.
- S.61. **As item S.60,** but two-way. Price 11d. each, or 10/- per doz.
- S.62. **Series, parallel and off-electric wall switch** made by Crabtree. Price 1/3 each or 13/6 per doz.
- S.63. **25 amp switch plug** made by Clix. Price 6/6.
- S.64. **5 amp 3 pin plug socket** Hicraft. 1/- each or 10/- per doz.
- S.65. **Vacuum pump,** makes good compressor. Price 22/6.
- S.66. **Hydraulic pump,** creates immense pressure, motorised but 24v. Price 35/-. carriage 7/6.
- S.67. **Amplifier ex-Government unit** 1134 contains one double triode and one triode. 6/6, post and insurance 2/6.
- S.68. **Battery re-activator.** If you use a battery portable this will save you pounds, operates from AC mains. 25/-. post and insurance 2/6.
- S.69. **Fused knife switch** for isolating and switching, complete with fuses. 5 amp 2/6, 30 amp 3/6, 60 amp 4/6.
- S.70. **Thermo couple** mounted on valve base, useful for experiments and schools. 6/6 each.
- S.71. **Head-phones,** lightweight American type HS 30. 22/6 pair.
- S.72. **Clock case,** modern flat type (Movement exposed). 2/6.
- S.73. **Midget push-pull input transformer,** and push-pull output transformer to match. 8/- the pair.
- S.74. **Octagonal speaker enclosure** as specified by the G.E.C. for the metal cone, also suits any 8in. speaker, beautifully made but not polished. £5. Carriage and insurance 10/-.


**ONE MORE MONTH  
WIRELESS SET 19-30/-**



Transmitter receiver contains £20.£30 worth of spare parts including 500 micro-amp. meter. Complete and in good condition less valves. Sale price 30/-.

**MORGANITE POTENTIOMETERS**

Single and 2 gang types available, standard size with good length spindle. All new and boxed.  
Gang type 3/- each  
—values available: 5K + 5K, 100K + 100K, 1 meg. + 1 meg. Single types 1/- each, values available: 10K, 25K, 50K, 100K, 250K, 1 meg., 2 meg.



**CRYSTAL MICROPHONE**

Miniature crystal type has high gain and is suitable for all purposes—tape recorder—amplifiers. Price 4/9, post and ins. 9d.




**VARIABLE RHEOSTAT**



This is a heavy duty slider resistor rated at 25 amps. but easily capable of twice this load. Basic resistance is .4 ohms but by the removal

of one wire this becomes 8 ohms, alternatively it can be rewired to suit individual requirements. Adjustment is by rotating a Bakelite knob which couples to a heavy duty slider, ideal for dimmer circuit. Price 8/6, post and ins. 3/4.

**CLOCKWORK UNIT 9/6**



Contains a clock movement less hands and balance. Makes and breaks heavy duty contacts. Sale price 9/6, post and ins. 3/6.

**PORTABLE CABINET 19/6**

Product of a famous maker. Complete with top board and speaker. Sale price 19/6, carriage and ins. 3/6.



**TRANSISTOR RECEIVER 19/6**



Makes ideal bedroom radio, uses one transistor and one crystal diode. Complete less case 19/6, case 5/- extra, post and ins. 1/6.

**SUMMER SALE**

**2 1/2" M/c METER**

500 micro. amp. Sale price 17/6.  
250-0-250 micro. amp 22/6.  
5-0-5 millamp. 17/6.  
Post and ins. 2/6



**400 WATT MERCURY LIGHTING UNIT**




This is a suspended unit which gives a terrific light and in addition to ordinary lighting, can be used to supplement

daylight when growing plants during autumn and winter months. It is self-contained with glass enclosed ballast thus it can be fitted directly in place of an ordinary lighting fitting, no additional wiring is necessary. Few only available, complete and ready to work, sale price £4/10/-, non-callers add 7/6 carriage and ins.

**MULTI TAPPED STEP DOWN TRANSFORMER**


Rated at 250 watts continuous this transformer will easily carry twice this load for short periods. Primary: 200 v. to 250 v. in 10 v. steps, secondary: 115 v. to 155 v. in 3 v. steps. Robustly made (originally intended for Ministry), new and unused, sale price 37/6, carriage and ins. 7/6.

**TWIN FEEDER**



Ideal for FM down lead as a twin microphone lead, etc. Sale price 6d. per yard. 80 ohm co-ax. low loss for Band 3. 8d. per yard.

**HIGH NOTE BUZZER**



A.C. operated, tone can be varied. Sale price 2/6.

**CERAMIC SWITCHES**



By one of our best makers, 3 pole, 3 way, 2/6 each, also standard type switches 12 pole, 2 way, 1/3 each, 5 pole, 3 way, 1/3 each, 2 pole, 6 way, 1/6 each.


**SAPPHIRE NEEDLES**

Unrepeatable bargain—new and perfect—two types available: miniature E.M.I. and Standard (trailer). Sale price 1/- each or 10/- doz.



**THIS MONTH'S SNIP**

**TURRET TUNER**



Brand new stock, not surplus, with coils for Band I and III complete with valves PCC84 and PCF80—I.F. Output 33/38 Mc/s with instructions and circuit diagram 79/6. With knobs 3/6 extra, post and ins. 2/6.

**HALF PRICE OFFER**




**CONNECTING WIRE**

PVC covered copper wire in 100ft. coils most colours. Sale price 2/6 per coil or 5 coils 10/-, post free.

**SAVE £2. 10s.**



The Cleveland Band 3 converter is one of the best on the market and literally thousands are in use all over Britain. Original price £7/10/-. Sale price £4/19/6, carriage and ins. 5/-.



The famous Cleveland "Windsor" 5"—5 valve A.C./D.C. superhet with a particularly fine performance and appearance. New, unused and ready to work, as illustrated but without knobs. Made to sell originally at 12 gns., sale price 6 gns. Callers only.

**ORGANTONE PARCEL 39/6**

Here is an opportunity to build a fine set at a low figure, the parcel contains all the essential parts as follows:—Punched and prepared chassis with scale pan—coloured glass dial with fixing cushions—drum drive and spindle—mains transformer—volume control—tone control—5 valve holder—circuit diagram and instructions. Limited quantity only for 39/6, plus post and ins. 3/6.



**ONE MORE MONTH  
PROCESS TIMER 15/-**



Make a useful time switch to work off mains (A.C. or D.C.), all the parts (less case). Sale price 15/-, post and ins. 2/6.

**FLOUORESCENT LIGHTS**




These are complete fluorescent lighting fittings. Built-in ballast and starters—stove enamelled white and ready to work. Ideal for the kitchen, over the work-bench and in similar locations. Single 40, 4ft. 3in. long, uses a 40 watt tube. Sale price 35/-, complete with tube. Twin 20. Uses 2 20-watt standard tubes. Sale price 35/-, with tubes. Carriage and ins. up to 150 miles 5/6; up to 250 miles 7/6.

**BLANKET ELEMENTS 15/-**

We are offering an out-of-season bargain—14 yards of waterproof electric blanket element, enough to make a full size blanket. Normally we sell at 20/-. Sale price is only 15/-, post free, complete with illustrated data.


**LOUD HAILER SPEAKER**

6 to 8 watt output, weight approximately 10 lb., size approximately 10in. x 7in. Solid steel case finished grey cellulose crackle, waterproof and complete with mounting bracket, sale price £3/15/-, carriage and ins. 5/.



**MAINS MOTORS**

Powerful electric motor, size: 3in. long by 2 1/2in. diameter, with speed varies suitable for operation on/off standard A.C. mains. Ideal for driving fan, model, car heater, dryer, etc., etc. Don't miss this snip, 12/6, plus 2/-, post and ins. Stand not included.



**MANY OTHER BARGAINS**

There will be special bargains for callers at all branches and it will definitely be worth your while to pay each branch a visit.

**NOTE**

Customers ordering small articles to the value of £2 or over need not add anything for postage—under £2 add sufficient to cover. Ask for Sale List.

**ELECTRONIC PRECISION EQUIPMENT LTD.**

266 London Road, Croydon. Phone: CRO 6558. Half-day Wednesday.

249 Kilburn High Road, Kilburn. Phone: MAI 4921. Half-day Thursday.

42-46, Windmill Hill, Ruislip, Middlesex. Phone: RUISLIP 5780. Half-day Wednesday.

152-153 Fleet St., E.C.4. Phone: FLEET 2833. Half-day Saturday.

29 Stroud Green Road, Finsbury Park, N.4. Phone: ARCHWAY 1049. Half-day Thursday.

Post orders should be addressed to E.P.E. LTD., Dept. 2, SUTTON ROAD, EASTBOURNE. All enquiries to Eastbourne address and please enclose S.A.E., terms are cash with order.

**-ARMY SIGNALLING LAMPS-**

12 volt, in metal container with carrying strap. Contents: 3 spare bulbs, operator's lamp and spare bulbs, morse key, plugs and 3 coloured screens (red, green, amber).

12/6 P. & P. 2/6



**12 VOLT RECEIVERS type 1125d**



Contents: two 9D2 valves, 3-1 intervalve transformer, one mu-metal multi-ratio transformer, etc.

10/- P. & P. 2/-

**POWER FACTOR CONDENSERS**

160  $\mu$ F 290 V.r.m.s. 50 cycles. Fitted with discharge resistance. In manufacturer's cases. £2 P. & P. 5/-

We can still supply the "Complete Radar Transmitter and Receiver Indicator" and "Transmitter/Receiver pack. Complete Table and Equipment" as per March advt. p.142.


**1.8 PETROL MOTOR (Rated 2 H.P.)**

U.S.A. lightweight. COMPLETE. 8,000 R.P.M. Suitable for working Water Pumps, Saw Benches, etc.

£17.10.0 P. & P. 10/-

A POWER UNIT for the above motor can be supplied for lighting at 825 watts, 110 volts A.C.

£5.10.0 P. & P. 10/-




**RADIO TRANSMITTER type T-25/TPS-2 Complete**

Contents: Valves—2 532A, 2 53A, 3 3B24, 1 829A, 1 715A, 2 Meters, 1 Blower.

£15.0.0

P. & P. 10/-



**RECEIVER-INDICATOR type R-36/TPS-2 Complete**

Contents: 1 5CP1 Tube, 4 466A valves, 5 6SN7 valves, 19 others.

£15.0.0 P. & P. 10/-

**A. PRESTON & SONS** 186 Sussex Way, London, N.19. Phone: ARChway 5951

Estd. **L.R.S.** 1925  
EASY TERMS

**LEAK** QUALITY EQUIPMENT  
for the Connoisseur

THE LATEST  
"TL/12 PLUS" POWER AMPLIFIER  
and the  
"VARISLOPE III" PRE-AMPLIFIER

are designed to give the highest possible fidelity from records, radio and tape.

OTHER LEAK PRODUCTS  
"Trough-Line" F.M. Tuner . TL/10 Amplifier  
Point One Pre-amplifier . Dynamic Pickup

TUNERS: Chapman · Lowther  
LOUDSPEAKERS: Goodmans · Tannoy · Wharfedale  
TRANSCRIPTION MOTORS: Collaro · Connoisseur · Garrard, etc.  
All the above—in fact all QUALITY EQUIPMENT is available on EASY TERMS. Immediate delivery on most items.  
SMALL DEPOSIT secures, balance plus 5% interest payable in 9 equal monthly instalments or  
50% DEPOSIT and balance plus 10% interest payable over 18 months or 24 months if required.

We pay carriage and cratage on all items.  
Send us your requirements. We will quote by return.

**The L · R · SUPPLY COMPANY, LTD.**  
BALCOMBE (Tel : 254) SUSSEX.

POLYTHENE  
INSULATORS, END CAPS, PLUGS, ETC.  
for  
**T.V. AERIALS**  
Standard Articles or Special Mouldings  
**AMPLEX APPLIANCES (KENT) LTD.**  
19 DARTMOUTH ROAD, HAYES, BROMLEY, KENT  
(RAVensbourne 5531)  
All export enquiries to  
**ANGLO NETHERLAND TECHNICAL EXCHANGE LTD.,**  
3, TOWER HILL, LONDON, E.C.3.

THE WORLD'S GREATEST BOOKSHOP  
**FOYLES**  
★ ★ FOR BOOKS ★ ★  
FOR ALL YOUR  
**Technical Books**  
Foyles have departments for Gramophone Records, Stationery, Handicraft Tools and Materials, Music, Magazine Subscriptions, Lending Library.  
119-125 CHARING CROSS ROAD, LONDON, W.C.2  
Gerrard 5660 (20 lines) ★ Open 9-6 (T.burs. 9-7)  
Nearest Station: Tottenham Court Road



## INDICATOR UNIT

SLC No. 5



(Illustrated with cover removed)

Consisting of VCRI39A with mu-metal H.T. band. Time base with 2-SP61, 1-VR66. Electrolytic condenser 24 MFD 550 V. PK. WKG. Test point for each stage. Completely enclosed in steel cabinet with lift-up front window. Chassis dimensions 11 x 6 x 3in., cover dimensions 11 x 6 x 5½in., total height 8½in. This unit is easily converted at a cost of a few shillings to an oscilloscope for modulation monitoring or linear sweep generator and horizontal amplifier. Brand new in original cartons. Price, complete with suggested modification circuit, only 65/- plus carr. 7/6.

**MINIATURE I.F. STRIP TYPE "373"** 9.72 Mc/s. Valve line up 3-EF. 91, 2-EF 92 1-EB 91. Size 10½in. by 2½in. by 3 in., completely valved with screening cans. 8-way Jones socket 50 K output potentiometer co/ax output socket. Ideal for modification to F.M. Tuner as described on page 107 of the April "Practical Wireless." Price 45/-.

**DIPOLE AERIAL No. 4A.** 52ft. hard drawn 7/22 copper wire with centre insulator, fitted with feeder sockets. Both ends have 3-link insulators and slotted wire adaptors. Brand new. Price 9/- P. and P. 2/-

**BENDIX RADIO COMPASS MN 26 Y.** A 12 V receiver covering 3.4-7 Mc/s, 325-695 kc/s 150-325 kc/s. Valves used: 5 6K7, 2 6N7, 2 6J5, 1 6L7, 1 6F6. Complete with 28 V. dynamotor and switching motor. In good condition. 60/-. Plus carr. 8/6.

**A.F. AMPLIFIER.** An Audio Frequency Amplifier in a sub-chassis 5in. x 3in. x 3½in., R/C coupled, using 2 — 12SH7 and 1 — 12SJ7 valves; and can be used for Telephone Intercom, Pre-Amplifiers, etc. Price 12/- P. & P. 2/-.

**AMERICAN GEARED MOTOR.** 24 v. D.C. with built-in precision gearbox. No. 1 drive 24 R.P.M. No. 2 drive 6 R.P.M. On 12 v. No. 1 drive 16 R.P.M. No. 2 drive 4 R.P.M. Overall size of motor and gearbox 7½in. x 3½in. x 3in., weight 1 lb. 14 ozs. Brand New. Only 29/6. P & P. 2/-.

**LOW PASS FILTER NETWORK WESTERN ELECTRIC.** Shrouded, 4 ceramic insulated terminals. Oil filled, mica insulation. Case fully isolated. Ideal for mains suppression up to 5 amps. 3½in. x 3½in. x 3in. 17/6 each, P.P. 1/6.

**HOOVER ROTARY TRANSFORMERS.** 11.5 v. Input, 490 v. output at 65 mA, and 6 v. input, 300 v. output at 75 mA. Guaranteed and tested, only 27/6. P. & P. 2/6.

**VIBRATOR POWER PACK.** Input 12 V., output 150 V. at 100 millamps. 2 bias packs 50 V each. Complete with screen lead for battery. Completely smoothed. Brand new. Price 25/- Postage and packing 3/-



Price 25/- Postage and packing 3/-

Hours of business:  
8.30 a.m. to 6 p.m.  
Monday to Saturday.

OPPOSITE  
BRITISH MUSEUM

## WHY SUFFER STANDING WAVES? COMPLETE STANDING WAVE RATIO METER


110 V. A.C. operated. From 60 c/s-1,000 c/s with all co/ax coupling and probe finder. To match all feeder line impedances and lengths. Calibrated matching bar. Direct standing wave ratio readings are shown on meter 50 micro amp movement. This magnificent instrument is precision built, complete with all spares and housed in oak carrying case Brand new in original packing.

£14 each. Plus carriage 10/-



## R109A RECEIVER

8 valves: 4 ARF 12's, 2 AR 8's, 1 ARF 12, covering 2-12 Mc/s on two frequency bands. Contains 6 v. Vibrator Pack and built-in 3½in. Goodman speaker, operates from 6 v. battery, consumption 2 amps. Housed in metal case 18 x 12 x 11in. Designed for Mobile or Ground station. Operates with any normal aerial. Complete, guaranteed and tested, including circuit. Very good condition. Only 85/-, carr. paid.



## Save £££'s on your Beam Antenna

Aerial whip antenna sections. 4ft. lengths can be utilized for beam antenna construction. Brand new. 81x for 12/6. Plus carriage 2/-. Twelve for 24/- Plus carriage 3/-.



## LOUD HAILER SPEAKERS

Sound powered with output transformer, impedance of speech coil 7 ohm, handling capacity 8 watts. Ideal for inter-communication. Complete with carrying strap. Price 25/- Packing and carriage 5/-  
2 for 45/- Carr. 7/6.

## TRANSISTOR BARGAINS!

All hermetically sealed, fully tested and guaranteed.  
**R.F. TRANSISTOR.** P.N.P. Junction type, suitable for medium and low frequency oscillators, frequency changers and I.F. amplifiers (up to 2 Mc/s). Double spot—yellow and red. Only 21/- each, post paid.  
**AUDIO.** P.N.P. Junction type, suitable for high gain or low frequency amplifiers and for output stages up to 250 mV. Double spot—yellow and green. Only 10/- each, post paid. (Sub Standard.)

## COMMAND TRANSMITTERS

Types: 2.1 — 3 Mc/s; 4 — 5.3 Mc/s; 5.3 — 7 Mc/s; 7 — 9.1 Mc/s Fully valved, less crystal. ONLY 17/- each. P & P. 3/- each.

## VISIT ENGLAND'S LATEST & LARGEST SURPLUS STORE

100's OF BARGAINS FOR CALLERS

# Relda Radio Ltd.

(Dept. "W") 32A, Coptic Street, London, W.G.1. Phone: MUSEum 9607

## THIS MONTH'S BARGAIN

R.F. 26, 50-65 Mc/s. Used condition, 15/- P. & P. 3/- each.

**FM WOBULATOR CAPACITOR** Excellent for Sweep Generator. Frequency modulation unit permanent magnetic field and a moving mechanism driving a metal diaphragm supported at its rim. This diaphragm acts as a moving plate of the frequency modulator capacitor. Tested. Price 7/- each

## R.F. UNITS

R.F. 24, 20-30 Mc/s, 8/6 each  
R.F. 25, 40-50 Mc/s, 8/6 each  
R.F. 26, 50-65 Mc/s, 25/- each

All valved, brand new in original cartons. Postage 3/- on each.

**PYE 45 Mc/s I.F. STRIPS.** Complete with seven valves, 6-EF50, 1-VR92, 6 tunable I.F. transformers. Only 30/- post paid.

**B.C. 733-D RADIO RECEIVER.** Consists of 6 crystals—5,700 kc/s, 5,722 kc/s, 5,733 kc/s, 5,744 kc/s, 5,755 kc/s, 5,777 kc/s—which can be ground to your requirements or used as overtone crystals. 10 valves—3 VT269, 1 12AH7, 2 12SR7, 2 12SG7, 1 12SQ7, 1 12A6. 3 output transformers. 3 I.F. transformers. 6 miniature 12 V. relays. 8 ceramic Aladdin coils slug tuned and numerous resistors and condensers of various values. NEW. A snip at £4 each. Carriage 7/6.

**LOW IMPEDANCE PADDED HEADPHONES TYPE D.L.R. 3.** Complete with cord and plug. Brand new. Price 9/-, post & packing 1/6.


**HIGH RESISTANCE HEADPHONES.** Complete High Resistance Headgear Mk. IV with cord and plug. Brand new and boxed. 11/-, post 1/6.

**COMPLETE No. 1 HEADGEAR ASSEMBLY.** Consisting of headphones with padded earpiece and No. 7 moving coil hand microphone with cord and plug. Brand new. Price 25/-.

**AMERICAN THROAT MICROPHONES Type T. 30.** Complete with elastic strap, lead with 2 pin plug PL291. New and boxed, 2/6 each.

## AMERICAN ROTARY CONVERTERS

With cooling Fan. Input 12 V. D.C. Output 300 V. at 90 mA.



Completely suppressed. Brand new. 19/- each. Plus P & P 3/-.

Carriage charges apply to England and Wales only.

Terms: Cash with order.

All orders despatched same day.

EXPORT ENQUIRIES INVITED.

# SUMMER BARGAINS


## 17" & 14" T.V.s (used)

### LOOK! 17" £19.19.6

17in. Rectangular tube on adapted chassis. Any or all channels. The TURRET TUNER can be added later as an EXTRA at our special price, to chassis purchasers 50/-.

All complete and working on any channel 1-5, but LESS valves.

With 5 valves, £21/19/6. All valves, £25/19/6.



Valve line up. (5 valves: 2-6D2, 6SN7G, 6P25 and EY51), others: 7-6F1's, EL38, 6L18. These may be on YOUR shelf. Chassis size: 11½in. x 14½in. x 11in. 12 months' guarantee on the rectangular tube, 3 months' guarantee on valves and chassis. Insurance and carriage (incl. tube), 25/-.

### 14" T.V. CHASSIS—TUBE & SPEAKER £13.19.6

As above in every way and you can convert later if you wish to a 17in. rectangular tube I.F.'s 10.5-14 mc/s. Less valves. Chassis, valves and tube guaranteed for 3 months. Price with 5 valves, £15/19/6, with all valves, £19/19/6. Ins., Carr. (incl. tube), 25/-.

Famous TURRET TUNER fitted FREE to any of the above chassis, given choice of channels at an extra charge of 50/- toward cost of tuner. Only available to chassis clients.

### USED WITH 12 MONTHS' GUARANTEE 17in. £7.10.0, 14in. £5.10.0 T.V. TUBES

We are now able to offer this wonderful guarantee, 6 months' full replacement and 6 months' progressive. Made possible only by improved high quality of our tubes. Carr. and Ins., 15/6.

CONVERT YOUR 9in.—10in.—12in. to 14in.—15in. or 17in., our pamphlet is FREE and on many sets is costs only the tube to give you these giant pictures. SPECIAL OFFER 14in., 15in. and 16in. T.V. round tubes £5. Perfect, see them working in our shops.

12in. T.V. TUBES £6. Shortage may cause delay, enquire first, we may have alternative, and can tell you delay if any. 15/6 carr. and ins. on all tubes.

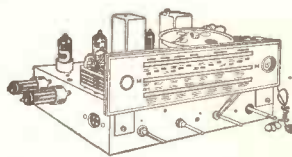
T.V. TUBES 30/- with cathode to heater shorts. With burns 15/-.

Please enquire. Give type and size required. Carr. extra.

### Send for FREE Catalogue

L'pool St. to Manor Park Stn.—10 mins. Open SATURDAY all day.

**DUKE & CO. (W.W.) 621/3 ROMFORD ROAD, MANOR PARK, LONDON, E.12**



### ARGOSY PUSH PULL R/GRAM CHASSIS 139/6

8 valve latest models. 3 w/band and gram. switched. Over 10 watts output. Full tone range, 4 control knobs. Size 12in. x 7½in. x 7½in. LESS valves. Carr. and Ins., 5/6.

### T.V. CONSTRUCTOR CHASSIS

SOUND AND VISION STRIPS, 45/-. Tested working. Complete vision strip LESS valves. I.F.s 16.5-19.5 Mc/s. FREE drawing. P. and p. 2/6. POWER PACKS. 45/-. R.F. E.H.T. unit incl. 7/9KV. Tested working. LESS valves. FREE drawing. Ins., carr. 5/-. TIME BASE, 30/-. Complete with focus coils, etc. Tested working. LESS valves. FREE drawing. P. and p. 3/6.

Telephone  
GRA 6677-2791

## RADIO HAM SHACK LIMITED

**SPECIAL OFFER. WELL-KNOWN MAKE OF TURRET TUNER.** Available in 10 and 16 megs. I.F. output, with either series or parallel heaters. Series Tuner employs PCF80 and PCC84 valves; Parallel Tuner employs ECF80 and ECC84 valves. Please state B.B.C. and I.T.V. channels required. Price includes Knob Assembly. £5/5/- post paid.

**SIMON "CADENZA" Twin Impedance Ribbon Microphone.** As shown at the Audio Fair. Gives level response from 50-14,000 c.p.s. No matching transformer required. Packed in attractive presentation case. £10/10/- post paid.

**REMPLOY SOLDERING IRON.** A lightweight iron with small bit and neon indicator set in handle. 230-250 V. only. 22/6, post 1/6.

**LEAK TL/10 AMPLIFIER AND POINT ONE PRE-AMPLIFIER.** This Hi-Fi amplifier still leads in the field of quality reproduction. Leaflet on request. £28/7/- carriage paid.

We are stockists of W.B. Cabinets and Speakers, Bernards and Norman Price Publications, and a wide range of valves and radio components. Send 6d. in stamps for our list.

**155, SWAN ARCADE, BRADFORD 1, YORKS.**

## CABINETS for EQUIPMENT, SPEAKERS & RECORDS

Write for fully illustrated Catalogue.



The "DUNSTER"

A. L. STAMFORD (Dept. N. 4), 20 College Parade, Salusbury Road, London, N.W.6

# OSMOR SWITCH TUNED F.M.

(WITH FREQUENCY CONTROL)

A completely stable and drift free tuner for adding to an existing radio or radiogram, or hi-fi amplifier. Size 5½" long x 4½" wide (front) x 4½" high. Owing to its small size installation is extremely simple and convenient.

**Free!**

Send 10d. in stamps for circuits, practical drawings on Band III Converters, T.R.F. & S'het tuners and receivers. Circuit of switch-tuned (frequency controlled) F.M. Tuner. Components and information on most published circuits.

## OSMOR RADIO PRODUCTS LTD.

Dept. (W.W. 12) 418 BRIGHTON RD., SOUTH CROYDON, SURREY

Telephone: CROYdon 5148/9



(RADIO) LTD.

5, Harrow Road, Paddington, W.2

Opposite Edgware Road Station  
Paddington 1008/9 and 0401

OPEN MONDAY to SAT. 9-6. THURS. 1 o'clock  
SEND 3d. FOR 28-PAGE CATALOGUE

Over 300 different types B.V.A. & American valves in stock. Send for Lists.

### TRANSMITTER/RECEIVER

ARMY TYPE 17 MK. II

This well-known R/T Transceiver is offered complete with Valves, High Resistance Headphones, No. 3 Handmic and Instruction Book giving complete details and circuit, contained in strong cabinet. Variable tuning.

Frequency Range: 44.0 to 61 Mc/s.

Range approximately: 3 to 8 miles.

Power requirements: Standard 120 v. H.T. and 2 v. L.T.

Ideal for Civil Defence and communications.

BRAND NEW **59'6**

Calibrated Wavemeter for same 10/- extra

### QUARTZ CRYSTALS



TYPE FT243 fundamental frequencies. 2 pin pin. spacing.  
120 TYPES. 5675 kc/s. to 8650 (in steps of 25 kc/s.).  
80 TYPES. 5706 kc/s. to 8340 kc/s. (in steps of 33.333 kc/s.).

ALL BRAND NEW **10'/-** each.

Set of 120 £15. Set of 80 £10.

TYPE FT241A 54th harmonic Crystals. 2 pin pin. spacing.  
80 TYPES AVAILABLE 20 Mc/s.—27.9 Mc/s.  
(In steps of 100 kc/s.).

£10 set of 80.

Also	32.5 Mc/s.	36.4 Mc/s.
	32.6 Mc/s.	36.5 Mc/s.
	32.7 Mc/s.	36.6 Mc/s.
	36.3 Mc/s.	36.7 Mc/s.

ALL BRAND NEW **7'6** each

FT241A 200 kc/s. 10/- each.  
Crystal Holders for both Types 1/- each.

### CATHODE RAY TUBES

VCR139A	£1 15 0
VCR139A Mu-Metal Screen	5 6
VCR97. Full T.V. picture (carr. 2/-)	£2 0 0
VCR51G. Full T.V. picture	£1 15 0
MU-METAL SCREENS for VCR97 or 517.	10 0
VCR97. Slight-cut-off. Carr. 2/-	15 0
3PB1. Brand new	£1 10 0

### TRANSMITTER/RECEIVER SCR 522

Comprising the well known BC625 and BC624A. Units complete with 17 valves, types 2-832, 3-12A6, 3-128G7, 3-9008, 9002, 6G6G, 12J5GT, 12AH7GT, 12C8, 6BS7. The complete unit is in very good condition having very useful parts including Relays, Transformers, Condensers, etc. Less valves 45/- carr. 5/-. With valves £5/15/- carr. paid.

### TRANSISTOR PUSH-PULL AUDIO AMPLIFIER

(250 MILLIWATTS OUTPUT)

Build this Push-Pull Amplifier which is ideal for Crystal or Magnetic Pick-up Amplification. Baby Alarm, Microphone Amplifier, etc. Powered by 6-volt Dry Battery lasting for months. Complete Kit of Parts including 4 Transistors and all Components with Circuit (less Speaker), £4/10/-.

## TRANSISTORS

JUNCTION TYPE P-N-P

(British Manufacture)

RED-SPOT 800 kc/s Audio Frequency.....	10/-
BLUE-SPOT 1.6 Mc/s Mixer and Frequency Changer	15/-
WHITE-SPOT 2.5 Mc/s R.F. and I.F. Amp .....	20/-

All Transistors are Tested and Guaranteed  
N.B. The Red-Spot is similar to Mullard OC71

## Superseding The Popular "Pre-Selected Transistor-Seven"

### The New "TRANSISTOR-8"

Push-pull Portable Superhet

Can be built for  
**£11/10/-**

This Portable 8 Transistor Superhet is tunable for both Medium and Long Waves and is comparable in performance to any equivalent Commercial Transistor Set. Simplified construction enables this set to be built easily and quickly into an attractive lightweight cabinet supplied.

#### TEN STAR FEATURES

- ★ 8 Specially selected Transistors
- ★ 250 Milliwatts Output Push-Pull
- ★ Medium and Long Waves
- ★ Internal Ferrite Rod Aerial
- ★ 7 x 4 Elliptical High Resistance Speaker
- ★ Drilled Plastic Chassis 8½ x 2½in.
- ★ Point to Point wiring and practical layout
- ★ Economical. Powered by 7½ v. battery
- ★ Highly sensitive
- ★ Attractive lightweight contemporary case

We can supply all these items including Cabinet for **£11/10/-**  
All parts sold separately

Send for circuit diagrams assembly data, illustrations and instructions, and full shopping list 1/6.

N.B. Pair of OC72's supplied at additional cost of 40/-  
Call & hear demonstration model.

### "EAVESDROPPER"

THREE-TRANSISTOR POCKET-RADIO

(No Aerial or Earth required)

Pre-selected to receive the Light and Home Stations. Total cost, as specified including Transistors, Transformers, Coils, Condensers and Battery, etc., with circuit and plastic case.

**77'6**

POST FREE

All items sold separately.  
With single 'phone, 82/6. With Amos Mike, 90/- With Min. Hearing Aid, 92/6.

### THE TELETRON "COMPANION"

THREE-TRANSISTOR POCKET-RECEIVER

MEDIUM AND LONG WAVES. NO AERIAL OR EARTH

Tuned R.F. Circuit. Ardente Transformers. 3—Transistors. Drilled Plastic Chassis and Cabinet size 4½ x 3 x 1in., and all Components. Balanced Armature Output. Total cost

**89'6**

ALL PARTS SOLD SEPARATELY

#### COLLARO RC456

4-speed auto-changer. Latest type with crystal turnover pick-up. £9/15/-.

#### TRANSISTOR SIGNAL TRACER

Complete Kit with 2 Transistors, Components. Phones with Circuit and plastic case. 42/6

#### TRANSISTOR SQUARE WAVE GENERATOR

Complete Kit with 2 Transistors, Components, Circuit and plastic case. 25/-

#### DIODES

B.T.H. GERMANIUM .....	1/6
MULLARD OA74 .....	2/6
IN21 .....	3/6
IN22, IN23, IN21A .....	5/-

#### MODEL-MAKERS MOTORS

Two types available 12 or 24 v. with ½ spindle..... 10/- each.

#### 6 v. VIBRATOR PACKS

Output 180 v. 40 m/a., 15/- Brand new.

#### "HOMELIGHT"

ONE TRANSISTOR RECEIVER

Build this pre-selected set which is powered by No. 8 battery. Total cost including Transistor, Coils, Diode, Plastic Case and H/R single 'phone. 32/6.

#### "HOMELIGHT"


2 TRANSISTOR PERSONAL PORTABLE

No Aerial or Earth Required  
Pre-selected 2 Stations Receiver  
We can supply all components including 2 Transistors, Diode, Resistors, Condensers and Miniature Hearing Aid and Plastic Case size 4½ x 2½ x 1½ and 1½ v. Battery. FOR 55/-  
All items sold separately.


R.F.24 10/- R.F.25 12/6 R.F.26 25/-  
Brand new with valves, carr. 2/6.

#### COLLARO RC/3/554

3-speed single player with crystal turnover pick-up type "T." £8/19/6 carr. 3/6.  
Brand new in original carton.



The first irradiated  
electrical products



Mersey Cable Works Ltd. takes pride in being the first manufacturer in Britain to offer irradiated equipment wire insulating sleeving and electrical tapes for improved high temperature performance. As is inevitable where new techniques are employed, production facilities are strictly limited. For the time being at least, it is regretted that supplies of MERAD IRRADIATED EQUIPMENT WIRES are restricted. For further information write for literature.

**merad** IRRADIATED EQUIPMENT  
WIRE BY MERSEY CABLES

'MERAD' IS A REGISTERED TRADE MARK

**MERSEY CABLE WORKS LTD** LIVERPOOL 20

MCW2

A  COMPANY

## EDDY'S (Nottm.) LTD.

(DEPT. W.W.)

172 ALFRETON ROAD, NOTTINGHAM

REMARKABLE OFFER OF RECORDING TAPE. 1,200ft. reels, 9/11 each. Postage etc., 1/- each.

HIGH RESISTANCE HEADPHONES. Best quality, ideal for crystal sets, only 11/6 each. Postage etc., 1/3 extra.

GERMANIUM DIODES. 1/- each. Post 3d. All new and guaranteed.

R.F.25 UNITS. With valves 40-50 mc/s. 8/6 each. Post 3/- extra.

Any parcel insured against damage in transit 6d. extra.

NEW &  
GUARANTEED VALVES

Post etc., 6d. per valve. Over £2 FREE.

1S5	7/3	VU111	1/6	IT4	7/3
3S4	7/3	14S7	10/6	IR5	7/6
5U4G	7/11	25L6GT	8/6	ECC85	9/-
5Y3GT	7/6	25Z4G	8/11	ECH35	9/-
5Z4G	8/3	35A5	10/6	ECH81	8/11
6AT6	7/11	35L6GT	8/11	ECL80	8/11
6BA6	7/3	35W4	8/11	EF80	8/3
6BJ6	7/11	35Z3	10/3	EF89	9/6
6B8G	3/6	35Z4GT	8/3	EL32	5/11
6J5	3/11	50L6GT	8/6	EL84	10/3
6K7G	2/11	807	3/11	EY51	9/6
6K8GT	9/6	954	1/6	EY86	10/3
6Q7GT	8/3	955	3/11	EZ80	8/3
6SN7GT	7/11	956	2/11	PEN46	5/11
6V6GT	5/11	958	3/11	PCC84	10/11
6X4	6/11	DAF96	9/6	PCF80	9/11
6X5GT	7/6	DF96	9/6	PCL83	11/9
7B7	7/11	DK96	9/6	PL82	8/11
7C5	7/11	DL96	9/6	PL83	11/6
7C6	7/11	DM70	7/11	PY81	8/3
7H7	7/11	EABC80	7/6	PY82	8/3
7S7	8/11	EB91	6/11	UBC41	8/11
7Y4	7/11	EBF80	9/-	UL41	9/11
12AH8	10/6	ECC81	8/11	UL84	9/6
12J7GT	9/6	ECC82	7/6	UY41	7/11
12K7GT	8/11	ECC83	8/3		
12Q7GT	9/3	ECC84	10/11		

N STOCK

Not Working Radios from 9/6  
Working Radios from 39/6

CARRIAGE EXTRA

Not Working T.V.s from 59/6  
Working T.V.s from £6.19.6


We stock a variety of Radio, Electronic and Telephonic Equipment and Spares of British and American make.

We also specialise in Z.A. Equipment and Spares as used by Government Departments and the Services.

*Suppliers to Manufacturers and Trade only.*

**FINSBURY TRADING CO.,**  
12 Stoke Newington High St., London, N.16  
Telephone: CLIssold 7342

## A. C. SOLENOID type SAM/T.



Increased Performance  
Continuous 14 ozs. at  $\frac{3}{4}$ "  
Instantaneous to 5½ lbs.  
Same dimensions as Type SA.

Larger and smaller sizes available. Greatly increased discounts for quantities. Also Transformers to 7kVA 3 Phase.

## R. A. WEBBER LTD.

18, FOREST ROAD, KINGSWOOD, BRISTOL. Phone: 74065


# EASY AS "A.B.C" - CHEAP TO MAKE!

LOOK!

**BUILD THIS POCKET RADIO FOR ONLY 37'6**



**AT LAST!** In response to many requests we now present the **DOUBLE TRIODE "SKYPOCKET,"** a beautifully designed precision **POCKET RADIO.** No radio knowledge needed.—**EVERY SINGLE PART TESTED BEFORE DESPATCH**—our simple, pictorial plans take you step by step. This set has a remarkable sensitivity due to painstaking design. Covers all medium waves 200 to 550 Metres. Size only 5½in.×3in.×2in. in Strong, Transparent case with panel, cover and ivoryine dial. A really personal-phone, pocket-radio **WITH DETACHABLE ROD AERIAL.** Self-contained all-dry battery operation. Average building time 1 hour. **Total Building Cost—including Case, Double Triode Valves, etc., in fact, everything down to the last nut and bolt—ONLY 37/6, with plans.** Postage, etc., 2/- C.O.D. 1/6 extra. (Parts sold separately. Priced Parts List, etc., 1/6.) Demand is certain to be heavy—so **SEND TODAY!**



**47'6** Build this exceptionally sensitive double triode radio. Uses unique assembly system and can be built by anyone without any radio knowledge whatever in 45 minutes. Handsome black-crackle steel case with specially made black and gold dial with stations printed. Size of radio only 6½in.×5in.×3in. Covers all Medium and Long waves—uses only one all-dry battery. H.T. consumption only 1 to 1.5 mA. Uses personal phone. Ideal for Bedroom, Garden, Holiday, etc. Many unsolicited testimonials. Mr. Norton of Oxted writes: Yesterday evening on the Medium waveband, I counted 32 separate stations; I am very pleased with the set, which is well worth the money. **BUILD THE "SKYROMA" NOW!** Total building cost—everything down to last nut and bolt—47/6 (Postage, etc., 2/-)—with full set of clear, easy-to-follow plans. (Parts sold separately. Priced Parts Lists, etc., 1/6.)



Total building cost including choice of beautiful walnut veneered cabinet or ivory or brown bakelite. **This the lowest possible price consistent with high quality.** No radio knowledge whatever needed... can be built by anyone in 2-3 hours, using our very simple easy-to-follow diagrams. The terrific new circuit of the **"OCEAN-HOPPER"** covers all medium and long waves with optional negative feedback, has razor-edge selectivity, and exceptionally good tone. Price also includes ready drilled and punched chassis, set of simple, easy-to-follow plans—in fact, everything! All parts sparkling brand new—no junk! Every single part tested before despatching. Uses standard octal-base valves. 6K7G high-frequency pentode feeding into 6J5G anode-bend detector triode, coupled to 6V6G powerful output beam-power tetrode, fed by robust rectifier. For A.C. Mains, 200-250 Volts (low running costs—approximately 18 Watts!). Size 12in.×6in.×5in. **Build this long range powerful midget NOW.** All parts and set of plans, £5/7/6 (Post and Packing 3/6). Parts sold separately. Priced Parts List 1/6.

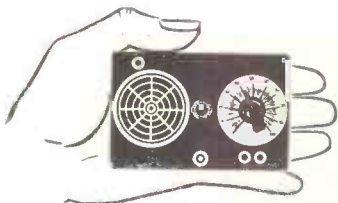
## Build This TRANSISTOR POCKET SET For Only 49'6!



**FEW ONLY AT 92/6!**

**NEW in maker's sealed cartons!**—limited quantity of the famous 3-speed record player units, exceptionally easy to fix, with lightweight pick-up. Incorporating "Acos" crystal turn-over head and separate sapphire styli for Standard and Long-Playing. With full instructions and fixing plans. **Unbeatable price 92/6, plus 3/6 Post, Packing, etc. C.O.D. 2/- extra. RUSH YOUR ORDER NOW—BEFORE IT'S TOO LATE!**

**WE'VE DONE IT AGAIN!**... our design department in response to a great many requests have designed this **"SKYPIXIE" Vest-Pocket TRANSISTOR RADIO** which gives a superb performance, it is highly sensitive. Size only 4½in.×3½in.×½in., the weight under 7 oz!—yet it is a **TWO-STAGE** receiver covering all medium waves, working entirely off a tiny "pen-light" battery, which costs 6d.—fits inside the case—and lasts many months. Uses personal phone and has push-button **LUMINOUS On/Off Switch.** Every part tested before despatch. **SPECIAL STEP-BY-STEP PLANS for ABSOLUTE BEGINNERS.** Total building cost including case, transistors, etc.—everything down to the last nut and bolt—**ONLY 49/6 with plans.** Postage, etc., 2/- C.O.D. 1/6 extra. (Parts sold separately. Priced parts list, etc., 1/6.) As the building cost is absolutely "rockbottom" (it might increase later) **DEMAND WILL BE VERY HEAVY—RUSH YOUR ORDER TO-DAY!**



**ONLY £8-12-6**

**BRAND NEW — NOT SURPLUS!** In maker's sealed cartons. Latest UAB "Monarch" 4-speed record-player complete with high-fidelity "turnover" head. Type HGP 37-1. Capacity of 10 Records, plays 12in., 10in. and 7in. intermixed in any order. 78, 45, 33½ and 16 r.p.m. For A.C. mains 100 to 250 volts. Exclusive "magdisk" selector gives quickest and quietest change ever. With full instructions and fixing plans. **Limited Quantity at £8/12/6, plus 4/6 Post, Packing, etc. WHY PAY MORE? SEND NOW WHILE STOCKS LAST!**—modernise your radiogram and increase its value.

### SPECIAL OFFER!—Few only!

The famous "Collaro" 4 speed, high-fidelity autochange unit model "456." This model incorporates the new manual control and fully automatic control on all 4 speeds. Constant speed change cycle on all records. Designed so that there is a gentle lowering of the stack of records on to the step of the spindle and avoid damage and wear to the centre holes of records. Size 12in.×13½in., clearance above baseboard 5in., clearance below 2½in. Studio turnover crystal pick-up. **VERY LIMITED QUANTITY AT £9/15/-, plus 5/- post and packing. (List price £13/17/-.) RUSH YOUR ORDER NOW AND MODERNISE YOUR RADIOGRAM!**

### BUILD THIS 'EAVESDROPPER' SPEAKER POCKET SET FOR ONLY 69'6

**TOR.** Size only 1in.×3½in.×6½in. including built-in speaker, and battery. Can be slipped easily into the pocket. Preset tuning to avoid cabinet projections (knobs, etc.). **USES FERRITE ROD AERIAL** and needs no aerial or earth (can be used also for private listening in, whilst travelling or at the office, etc.). **TOTAL BUILDING COST (ONLY WHILST PRESENT SUPPLIES LAST!) is 69/6, plus 2/6 post, etc. (speaker insert 12/6 extra). PARTS SOLD SEPARATELY: PRICED PARTS LIST 1/6. SEND NOW BEFORE PRICE GOES UP!**

### BUILD THIS REMARKABLE LITTLE 3 TRANSISTORS SET FOR ONLY 69/6 (speaker insert extra).

As shown in "RADIO CONSTRUCTOR." Preset tuning to avoid cabinet projections (knobs, etc.). **USES FERRITE ROD AERIAL** and needs no aerial or earth (can be used also for private listening in, whilst travelling or at the office, etc.). **TOTAL BUILDING COST (ONLY WHILST PRESENT SUPPLIES LAST!) is 69/6, plus 2/6 post, etc. (speaker insert 12/6 extra). PARTS SOLD SEPARATELY: PRICED PARTS LIST 1/6. SEND NOW BEFORE PRICE GOES UP!**



# CONCORD ELECTRONICS

69, PRESTON STREET, BRIGHTON.

Dept. W.W. I.

Orders receive prompt attention. Cheques accepted. Cash on delivery 1/6 extra. Please print name and address in block letters. Suppliers to Schools, Universities, Government and Research Establishments. Complete range of components and valves stocked. CALLERS WELCOME. Shop Hours: 9 a.m. to 6 p.m. (1 p.m. Thursday). Regret no C.O.D. abroad.



# Stern's introduce...

## A "fidelity" TAPE RECORDER WITH EVERYTHING — EXCEPT A HIGH PRICE

TESTED AND APPROVED AT THE TRUVOX LABORATORIES

IT INCORPORATES: The NEW TRUVOX Mk. IV TAPE DECK together with the "fidelity" MODEL HF/TR2 TAPE AMPLIFIER (both fully described on this page), and a Rola 10x6in. P.M. speaker.

● BEFORE CHOOSING YOUR TAPE RECORDER YOU SHOULD HEAR THIS MODEL—TRULY "Hi-Fi" RECORDINGS ARE OBTAINABLE and it is comparable to much higher priced Recorders.

Alternatively send S.A.E. for ILLUSTRATED LEAFLET.

PRICE . . . Including CRYSTAL MIKE and 1,200ft. reel of PLASTIC TAPE.

### £49.10.0. (OR £3 EXTRA WITH REV. COUNTER.)

(Plus £1/10/- carriage and insurance, of which £1 is refunded on return of Packing Case.)

CREDIT SALE: Deposit £12/8/- and 9 monthly payments of £4/10/8.

HIRE PURCHASE: Deposit £24/15/- and 12 monthly payments of £2/5/11.

## Home Constructors! YOU CAN BUILD A PORTABLE TAPE RECORDER OR INCORPORATE "TAPE" IN YOUR RADIOGRAM.

WE MAKE SPECIAL PRICES TO PURCHASERS OF TAPE EQUIPMENT (i.e. buyers of Deck and Amplifier together, etc.). SEND YOUR ENQUIRY TO US. H.P. and CREDIT SALE TERMS ARE AVAILABLE.

A COMPLETE KIT OF PARTS TO BUILD

### The "fidelity" TAPE AMPLIFIER Model HF/TR2 including POWER SUPPLY UNIT

FOR ONLY **£12.0.0.** (Plus 5/- carr. and ins.)

This amplifier has been expressly designed to meet the requirements of the enthusiasts for High Fidelity reproduction. It is based on a new design, completed by the Mullard Technicians and only really high grade components are incorporated. Truly HIGH FIDELITY Recordings are obtainable whilst "Hi-Fi" reproduction is assured by use of a high quality Output Transformer by Gilson. It incorporates a "magic eye" Recording Level indicator, a two position equaliser for 3 1/2 in. and 7 1/2 in. speeds, and an effective Tone Control arrangement. Monitoring and Extension Speaker Socket are incorporated and in addition a position is provided to enable it to be used as an independent Amplifier for Gramophone Records or Radio Tuning Unit. Overall size: 11in. x 6in. x 6in. high. Suitable for nearly all makes of Tape Decks. When ordering, please advise make of deck in use. THE ASSEMBLY MANUAL, PRACTICAL DIAGRAMS, etc., are available for 2/9 or send S.A.E. brief details.



WE ALSO SUPPLY THE HF/TR2 ASSEMBLED and READY FOR USE FOR **£16.0.0.** (Plus 6/- carr. & ins.) H.P. TERMS. Deposit £8 and 9 monthly payments of **£1.** CREDIT TERMS: Deposit **£4** and 9 monthly payments of **£1/9/4.**

### THE NEW TRUVOX MKIV TAPE DECK

THIS IS UNDOUBTEDLY ONE OF THE BEST TAPE DECKS ON THE MARKET. WE HAVE A FEW ONLY AVAILABLE

PRICE **£27.6.0** (Plus 10/- carr. and ins.)



CREDIT TERMS: Deposit **£6/17/-** and 9 monthly payments of **£2/10/-.**

H.P. TERMS: Deposit **£13/13/-** and 12 monthly payments of **£1/5/4.**

SPECIFICATION:— ● 3 B.T.H. shaded pole motors with silent friction drive eliminating wow and flutter. ● Push button controls, electrically and mechanically interlocked (patented). ● Patented electric type push button controlled brake. ● Inching to assist editing; tape loading on the drop-in principal accommodation for reels of 7in. diameter. ● Tracking sense. To British and American standards. ● Playing times: Up to 3 hours with L.P. Tape or 2 hours with Standard Tapes. ● Two tracks side by side, with safety gap. ● Playing time indication by precision revolution counter or large visual type indicator plate, according to choice. ● Positive Azimuth adjustment of Record/Player Head. ● High Impedance Heads. ● The metal work is Gold Hammered finish. ● Overall size 14 1/2 in. x 12 1/2 in., from top of face of panel, overall depth 6in.

The Mk. IV DECK CAN ALSO BE SUPPLIED INCORPORATING PRECISION REV. COUNTER for **£30/9/-.** H.P. TERMS: Deposit **£15/4/6** and 12 months of **£1/8/3** CREDIT SALE: Deposit **£7/12/3** and 9 months of **£2/15/-.**

### STERN'S "COMPACT 5" AMPLIFIERS



The "Compact 5-2"

EXPRESSLY DEVELOPED FOR VERY HIGH QUALITY REPRODUCTION OF GRAM. RECORDS AND PARTICULARLY SUITABLE FOR HIGH QUALITY REPRODUCTION OF THE F.M. TRANSMISSIONS.

A 2-stage high sensitivity amplifier having SEPARATE BASS and TREBLE CONTROLS and designed to give up to approx. 5 watts with very pleasing quality. PRICE **£8/6/-.**

POWER SUPPLY. Is obtainable from a small separate Unit which apart from supplying power to either Amplifier, also has additional supply available for a Radio Tuning Unit. PRICE (additional to above), **£2/10/-.**

The "Compact 5-3" A 3-stage version of the "5-2" model but in this case having an additional stage and incorporating negative feedback. PRICE **£8/16/-.**

### Stern's "fidelity" F.M. TUNING UNIT

A 5-Valve Tuner incorporating the latest Mullard Permeability Tuned Unit. Price assembled less Power Supply.

**£14.10.0**

(Plus 7/6 carr. and ins.)

TERMS: (a) H.P. Deposit **£7/5/-** and 9 monthly payments of **18/4.** (b) Credit Deposit **£3/12/6** and 9 monthly payments of **£1/6/7.** Provides "Hi-Fi" reproduction with any make of Amplifier and many Radio Receivers. It incorporates: ● The latest Valve line-up—ECC85, 2 type EP85, EF91 and EM80. ● A "Magic Eye" Indicator. ● Power consumption is 1.7 amps at 6.3 volts and 25 m/a at 250 volts.

### STERN'S "fidelity" COMBINED A.M. and F.M. TUNING UNIT

This is IDENTICAL to the Stern's F.M. Tuner illustrated above, but in addition incorporates the MEDIUM WAVE-BAND and thereby also provides a selection of foreign stations. Price **£18.18.0.** (Plus 7/6 carr. and ins.)

TERMS:—(a) H.P. Deposit **£9/9/-** add 10 monthly payments of **£1/1/-;** (b) Credit Deposit **£4/15/-** and 9 monthly payments of **£1/14/7.** Send S.A.E. if further data required.


### THE ARMSTRONG MODEL AF105 AM/FM RADIOGRAM CHASSIS

Developed to meet the needs of those who require really high quality radio and record reproduction but who, for reasons of expense or lack of room in existing or proposed cabinets, cannot consider the normal high-fidelity system. The A.F.105 is as good as, or better than, all but the most expensive Amplifiers, and Associated units. Independent and continuously variable Bass and Treble controls give a wide range of control. SEND S.A.E. FOR DETAILS.

PRICE **£37** (Plus 7/6 Carr. and Ins.)

CREDIT SALE TERMS: Deposit **£9/5/-** and 9 monthly payments of **£3/7/10.**

HIRE PURCHASE TERMS: Deposit **£18/10/-** and 12 monthly payments of **£1/14/4.**




Open Monday to Friday 9 a.m.—6 p.m.  
Saturday 9 a.m.—1 p.m.

# STERN RADIO LIMITED

# AMPLIFIERS PRE-AMPLIFIERS HOME CONSTRUCTOR COMPLETE KITS OF PARTS FOR THE "Hi-Fi" ENTHUSIAST

QUALITY OF THIS NATURE HAS NEVER BEFORE BEEN OFFERED AT SUCH LOW COST

### THE MULLARD "5-10" MAIN AMPLIFIER



This is the very latest design and needs no recommendation from us. Our Kit is complete to Mullard's specification, including the latest GILSON ULTRA LINEAR OUTPUT TRANSFORMER and the entire MULLARD Valve line up. ALL SPECIFIED COMPONENTS are supplied.

PRICE OF COMPLETE KIT OF PARTS **£11/11/0** (Plus 5/- carr. and ins.)

THE full SPECIFICATION and BUILDING INSTRUCTIONS include COMPONENT PRICE LISTS and simple "wire-to-wire" PRACTICAL DIAGRAMS.

### STERN'S "fidelity" PRE-AMPLIFIER TONE CONTROL UNIT

"A design for the music lover"



Briefly it has inputs for all types of MICROPHONES, HIGH and LOW GAIN PICK UPS and a RADIO TUNING UNIT. It incorporates (a) GRAM EQUALISING CONTROL, (b) STEREOCUT FILTER, (c) Continuously variable BASS and TREBLE CONTROLS and a variable OUTPUT CONTROL which enables its use with any type of Amplifier.

PRICE OF COMPLETE KIT OF PARTS **£6/6/0** WE ALSO OFFER IT ASSEMBLED READY FOR USE, **£8/-** (Plus 5/- carr. and ins.)

for these two Units are available for 1/8 each. THEY

### TUNING UNITS RADIO RECEIVERS



A COMPLETE KIT OF PARTS, STERN'S "HIGH QUALITY" 8-10 WATT AMPLIFIER

Has power supply available for Radio Tuning Unit. Price of COMPLETE KIT OF PARTS (plus 5/- carr. and ins.) **£7/10/0**

WE ALSO OFFER IT ASSEMBLED and READY FOR USE for **£9/10/0** (plus 5/- carr. and ins.)

This amplifier has proved one of the most popular models yet offered to the HOME CONSTRUCTOR. It provides really excellent reproduction up to 8 watts, employing 6V6's in push-pull and incorporating negative feedback. Provides for the use of both 3 and 15 ohm Speakers. The COMPLETE SPECIFICATION and BUILDING INSTRUCTIONS are available for 1/6. Wire-to-Wire Diagrams are included and all Components are available separately.

## SPECIAL PRICE REDUCTIONS . . . FOR PURCHASERS OF A COMPLETE "Hi-Fi" AMPLIFIER

WE WILL SUPPLY (a) COMPLETE KIT OF PARTS to build THE MULLARD "5-10" MAIN AMPLIFIER and the STERN'S "fidelity" PRE-AMPLIFIER-TONE CONTROL UNIT for **£16/16/-** or we will supply THE TWO UNITS MADE UP and READY FOR USE for **£19/19/-**. Terms: Deposit **£9/19/6** and 12 monthly payments of **18/7/-** or **£5** Deposit and 9 monthly payments of **£11/17/-**.

## "MODERNISE YOUR OLD RADIOGRAM" IT IS MUCH CHEAPER THIS WAY !!

THE LATEST DESIGN OF COMBINED AM/FM REPLACEMENT RADIOGRAM CHASSIS and a NEW 4-SPEED RECORD PLAYER

### STERN'S NEW "Fidelity" COMBINED AM/FM RADIOGRAM CHASSIS

A genuinely hand-made chassis providing really high quality on both Radio and Gram.




PRICE **£26/15/0** (Plus 7/6 carr. and ins.)  
TERMS: Credit Deposit **£8/14/-** and 9 monthly payments from **£2/9/-**. H.P. Deposit **£12/7/6** and 12 monthly payments of **£1/4/10**.

BRIEFLY IT HAS:-  
An 8 valve line up incorporating the latest MULLARD preferred-type valves. ● Provides complete coverage of the VHF/FM waveband plus the SHORT, MEDIUM and LONG waves. ● Has EL84's in Push-Pull, with negative feedback of 6 watts output. ● Employs "Piano Key" Selector Switch and a Variable Tone Control. ● Contains Gram input socket for both Crystal and Magnetic Pick-ups ● Provides for use of either 3 or 15 ohm Speakers. ● Has "Magic Eye" Tuning Indicator. ● Dimensions 13in. x 9 1/2in. x 8in. high, Dial size 1 1/2in. x 5 1/2in.

### THE NEW ARMSTRONG P.B.409 AM/FM RADIOGRAM CHASSIS

A "de luxe" Chassis for those who want the highest possible quality



PRICE **£29/8/0** (Plus 7/6 carr. and ins.)  
TERMS: Credit Deposit **£7/7/-** and 9 monthly payments of **£2/14/-**. H.P. Dep. **£14/14/-** and 12 monthly payments of **£1/7/3**.

BRIEF SPECIFICATION:-  
A 9 valve line up employing the latest MULLARD preferred-type valves. ● Provides complete coverage of the VHF/FM Transmissions, plus the SHORT, MEDIUM and LONG waves. ● Has Push-Pull output, with negative feedback, for 6 watts Peak output. ● Quick action "Piano Key" Selectors and separate Bass and Treble Controls. ● Has "Magic Eye" Tuning Indicator. ● Two Gram Inputs are provided, one for Crystal Pick-ups and the other for Magnetic types. ● Dimensions 13in. x 9 1/2in. x 8in. high, Dial size 1 1/2in. x 5 1/2in.

### STERN'S "SUPER SIX" 6 Valve 3 Waveband Superhet




Provides good selection of stations and really good reproduction on both RADIO & GRAM

PRICE **£14/0/0** (Plus 7/6 carriage and ins.)  
ONLY  
CREDIT TERMS: Deposit **£3/10/-** and 9 monthly payments of **£1/5/8**. H.P. TERMS: Deposit **£7** and 10 monthly payments of **16/-**.  
BRIEF SPECIFICATION . . .  
★ Delayed AVC on all wavebands  
★ Precision feedback  
★ Modern valve line-up: 12AH5, 6BA6, 6AT7, two 6AQ5s and 5Z4 (or OCTAL VALVE equivalent)  
★ Push-pull output gives approx. 6 watts  
★ Connections on chassis for extension speaker, gram and mains supply to gram.  
★ Coverage 15-50 metres, 190-560 and 800-2,000  
★ Overall size 11 x 7 1/2 x 8 1/2 in. high, dial 8 1/2 x 4 1/2 in.  
★ A bronze dial escutcheon is available for 4/6.

SEND S.A.E. IF FURTHER INFORMATION IS REQUIRED ON THESE CHASSIS. . . . we recommend THE NEW COLLARO MODEL 456 4-speed Autochanger and if a LOUDSPEAKER is required . . . HI-FI" MODELS. We have SPECIALLY REDUCED PRICES for purchasers of a CHASSIS and RECORD PLAYER (and SPEAKER if required). SEND S.A.E. FOR DETAILS.

### CASH ONLY OFFER!!

This latest B.S.R. MONARCH 4-SPEED AUTOCHANGER



**£7/19/6** (Plus 5/- carr. and ins.)

● These units will autochange on all four speeds, 7in. and 12 in.  
● They play MIXED 7in., 10in. and 12in. records of same speed.  
● They have separate sapphires for L.P. and 78 r.p.m. which are moved into position by a single switch.  
● Minimum baseboard size required 14 x 12 1/2 in., with height above 5 1/2 in., and height below baseboard 2 1/2 in. A bulk purchase enables us to offer these BRAND NEW UNITS at this exceptional price.

### WE HAVE THE FULL RANGE OF DULCI CHASSIS IN STOCK

THE MODEL H.4 is illustrated but all Chassis and Tuners are similar—send S.A.E. for leaflets. H.P. and CREDIT SALE TERMS are available.

### RADIOGRAM CHASSIS

These two Chassis are really well designed and reproduce most excellent quality on both Radio and Gram.

Model H.3—A 3 Waveband AM/FM chassis **£20/17/0**  
Model H.4—A 4 Waveband AM/FM chassis **£24/6/6**

### RECORD PLAYERS

THE VERY LATEST MODELS ARE OFFERED AT GREATLY REDUCED PRICES

Send S.A.E. for ILLUSTRATED and DESCRIPTIVE LEAFLET which also contains details of:-  
(a) A PORTABLE CASE to accommodate an **£3/17/6** Amplifier—Speaker and autochanger.  
(b) A 2-STAGE GRAM AMPLIFIER having separate BASS and TREBLE CONTROLS. Suitable **£4/0/0** for use with all modern Record Players.

### TUNER UNIT CHASSIS

THE FM/VHF TUNER CHASSIS with self-contained Power Supply. **£17/10/3**

MODEL H4/T—A 4-Waveband AM/FM TUNER with self-contained Power Supply. **£20/17/0**  
MODEL H.11—A combined 4-Waveband AM/FM Tuner incorporating a "Hi-Fi" Control Unit—Audio Pre-amplifier which has switching and connections for Tape Replay, Gram equalising, Bass and Treble **£29/3/10** Controls, etc.

### "Hi-Fi" AUDIO AMPLIFIERS

MODEL G.A.4—A self-contained 4 watt Amplifier with adjustable Tone Control Box. **£9/9/0**  
MODEL D.P.A.LO—A 10 watt Amplifier with separate Tone-Pre-amplifier Unit incorporating Bass **£19/19/0** and Treble Controls and Gram. equalising.

**109-115 FLEET ST., LONDON, E.C.4.**  
Phone: FLEet Street 5812-3-4.

### FOR CALLERS ONLY

We have in stock various KITS OF PARTS including P.M. Tuners, AM/FM Tuners, Midget Battery Portable and Mains Units, etc., etc. . . . We also have the most comprehensive stock of WIRELESS and ELECTRICAL COMPONENTS.

**SAVE POUNDS! ORDER BY POST IF YOU CANNOT CALL**

# LASKY'S RADIO

**SAVE POUNDS! ORDER BY POST IF YOU CANNOT CALL**

## LASKY'S F.M. TUNER

PRINTED CIRCUIT VERSION OF G.E.C. 912 F.M. TUNER FOR HOME CONSTRUCTION



Note these star features:—

- ★ HIGH SENSITIVITY.
- ★ T.C.C. PRINTED CIRCUIT.
- ★ NEW T.C.C. CONDENSERS.
- ★ AERIAL COIL AND R.F. COUPLING COIL PRINTED ON CIRCUIT.
- ★ 5 VALVES AND 2 GERMANIUM DIODES.

By the use of a printed circuit the I.F. and R.F. amplifiers are extremely stable at maximum gain and results are consistent on all tuners. Valve line-up:—

- R.F. Amplifier, Z719 or EF80.
- Mixer and Osc., B719 or ECC85.
- 1st I.F. amp., W719 or EF85.
- 2nd I.F. amp., W719 or EF85.
- 2 Germanium Diodes GEX.84.
- Driver Limiter, Z719 or EF80.

**CAN BE BUILT FOR 8 Gns.** (including valves)

G.E.C. F.M. Tuner Book plus our full data and shopping list 2/6 post free. All parts available separately.


## NEW MINIATURE 200 milliwatt TRANSISTOR AMPLIFIER KIT

for construction on a Printed Circuit

Size: 3¼ × 3½ in. Height can be under 1 in. Uses our new hermetically sealed Transistors and operates from 6-volt battery. Output impedance 3 ohms.

FULL DETAILS, CIRCUIT DIAGRAM AND SHOPPING LIST 1/- post free.

COMPLETE KIT including 4 Transistors, all brand new components, latest T.C.C. miniature condensers, printed circuit and full instructions, **86/6** Post 2/-.



DEMONSTRATIONS AT EITHER OF OUR ADDRESSES

All components available separately.

## AUTO-CHANGERS

Our stocks are constantly changing. See us for your requirements or send for our list of 3-speed and 4-speed Auto-changers, including RC80, RC88, etc., post free.



### COLLARO 4-SPEED AUTO-CHANGER

Latest model RC. 456 incorporating auto and manual control enabling records to be played singly or automatically. Complete with Studio crystal pick-up and sapphire stylus. List £13.17.0. **LASKY'S PRICE £9.15.0** Carr. 3/6.

B.S.R. 4-speed with t.o. crystal pick-up. Incorporates auto and manual control. Brand new in makers' cartons. **LASKY'S PRICE £8.15.0** Carr. 5/-.

## SINGLE RECORD PLAYERS

Collaro 3/554 3-speed Single Player with Studio T p.u. crystal cartridge and styli. **LASKY'S PRICE £6.19.6**

Carr. 3/6. Collaro 4/456 4-speed Single Player £9/7/- Carr. 3/6.

### CABINETS AND CASES

Large selection for TV sets, radiograms, record players, tape recorders, etc. Your enquiries invited.

### PICK-UP BARGAIN

B.S.R. PICK-UPS. Long playing and standard, complete with HGP.59/3 t.o. crystal cartridge and styli. Cream finish. **37/6** Post 2/6.

### BAND III CONVERTERS

Large stocks. We have just what you require. **£3.19.6** Prices from

## LASKY'S PORTABLE GRAM AMPLIFIER

4 watt. Will suit any type of crystal or magnetic pick-up. Uses 3 valves:—EL84 output, L83 and EZ80 rect., 7 × 4in. elliptical speaker. Speaker and controls are separate and can be mounted in cabinet where most suitable. COMPLETE with 3 valves, knobs and speaker, ready for use, Carr. 5/-. **£5.9.6** Details and circuit diagram on request.

## LASKY'S PORTABLE GRAM AMPLIFIER KIT

For construction on printed circuit. 2 watts. Note small size:— approx. 6¼ × 3½ in. Maximum height 5in. Uses EL84 output and 6X4 rectifier double-wound trans., tone control, output trans., and 7 × 4in. elliptical speaker. COMPLETE KIT including valves, T.C.C. printed circuit, speaker and full instructions. **77/6** Post 2/6.

## TRANSISTORS AT A REASONABLE PRICE

R.F. P.N.P. Junction type, suitable for medium and low frequency oscillators, frequency changers and I.F. amplifiers 1.5 to 8 Mc/s. (double spot—yellow and red). **21/-**

AUDIO P.N.P. Junction type, suitable for high gain and low frequency amplifiers, and for output stages up to 250 milliwatts. (double spot—yellow and green). **10/-** Post Free.

SPECIAL PRICES FOR 6 AND OVER

★ TESTED AND GUARANTEED EFFICIENT

★ HERMETICALLY SEALED and unaffected by temperature variations.

Full operating data and circuit diagrams for a simple receiver superhet, T.R.F., multi-vibrator, relaxation oscillator, audio amplifier, oscillators, signal tracers, etc., supplied with each Transistor.

### MULLARD TRANSISTORS

OC70 21/- | OC71 24/- | OO72 30/-

### BRIMAR TRANSISTORS

TS1 15/- TS2 21/- TS3 24/- TP1 or TP2 40/- TJ1 30/- TJ2 35/- TJ3 40/-

### BAND I-III CONVERTERS

Covering Channels 8-4 or 1-9. Complete with valves and power supplies. **£5/17/6**. See our advt. in June issue.

### 20,000 VALVES IN STOCK

Brand new surplus and imported valves, also full stock B.V.A. valves and C.R. Tubes. List Post Free.

## NEW BRENELL MARK IV DECK

Now available! Entirely redesigned to permit of conversion to stereophonic sound with 4 heads for dual channel operation when required.

DECK only.....22 gns.  
DECK WITH PRE-AMP. UNIT and magic eye indicator ready for use with any standard amplifier **38½ gns.**

COMPLETE MARK IV TAPE RECORDER, as illustrated **53 gns.**



Come and inspect the new Brenell Mark IV and have a demonstration. Full details post free on request.

## UNREPEATABLE OFFER OF SUPERB TV CABINETS

Dimensions: 36in. high, 19in. deep, max. width 26in. Constructed of finest laminated wood with straight grain walnut veneer, inlaid maple. Fitted two full-length doors. Has cut-out for 21in. projection TV but can easily be adapted for any size c.r. tube. Also can be adapted to house hi-fi equipment or a radiogram. A really handsome cabinet which cost £20 to manufacture.

**LASKY'S PRICE £10.19.6**

Carr. 21/- extra. Strictly limited number, unrepeatable once sold. Illustration post free on request.

### TAPE DECKS

Collaro "Tape Transcriber," Mk. III. **£22.**  
Truvox Deck, Mk. III, 23 gns.  
Truvox Deck, Mk. IV **£27.6.0**  
Lane Deck, **£18/10/-**  
Wearite Decks, **£35 and £40.**

### TAPE RECORDERS

Leading makes—Elizabethan, Truvox, Sound, Vortexion, etc. All leading makes of Recording Tape in stock. Also all types of Spools.

### TRUVOX 'SENIOR' SPEAKER DRIVING UNIT (pressure type)

Power handling cap. 15 watts peak. With 12ft. cinema horn reproduces down to 17 cps. List **£7/15/-**. Carr. 5/-.

Lasky's Price **59/6**

MAGNETIC RECORDING TAPE, kraft base, on Cydon metal spool, 1,200ft. 10/6. 600ft. 7/9. Post 1/-.

PURETONE Tape on plastic spool, 1,200ft. 12/11. Post 1/-. All makes of tape stocked.



**RADIO · TELEVISION · HI-FI · ELECTRONICS · RECORDERS**



**JASON F.M. TUNER**  
Special parcel containing data book, chassis, front panel, dial, drive, tuning condenser, full sets of coils, I.F.'s ratio detector, etc. Post 2/6. **£68/9**  
DATA BOOK with price list 2/-. Note: This tuner uses 4-6AM6 and 2 crystals and can be built for £6/15/-, plus 3/6 post.

**JASON "ARGONAUT"**  
Super-sensitive Tuner for F.M. and medium waves. Complete parcel with power supplies. Post 3/6. **£13.19.6**  
DATA BOOK 2/- post free. Chassis Assembly 57/9 post 2/6. I.F. and Coil Set 78/- post 1/6.  
All components available separately.

**OTHER F.M. TUNERS**  
TSL F.M. TUNER..... £17/10/-  
DULCI F.M. TUNER £17/10/-  
DULCI AM/FM TUNER £20/17/-

**LASKY'S BATTERY PORTABLE FOR HOME CONSTRUCTION ON PRINTED CIRCUIT**



Can be built complete with valves and case for only

**£7.7.0**

Post 3/6 extra.

Combines simplicity of construction with high quality performance. In particular, the PRINTED CIRCUIT greatly simplifies construction and eliminates the possibility of wiring errors. Build it NOW ready for your holidays!

**10 STAR FEATURES**

- ★ PRINTED CIRCUIT, size 7½ x 2½in.
- ★ 4-valve Superhet, med. and long waves.
- ★ Low consumption Valves.
- ★ Double Battery Life.
- ★ Ferrite Rod Internal Aerial.
- ★ 5in. P.M. Moving Coil Speaker.
- ★ Brand New T.C.C. Capacitors.
- ★ Automatic Volume Control.
- ★ New Style Contemporary Case.
- ★ Lightweight and Handsome Appearance.
- ★ Every Component available separately.

DEMONSTRATION MODELS AT BOTH OUR ADDRESSES

CIRCUIT DIAGRAM, data, instructions, and shopping list, 1/6 post free.

POWER UNIT for above, also suitable for other battery portables. For 200-250 v. A.C. mains. Complete Kit including printed circuit, 45/-.

**LASKY'S RADIO CONSTRUCTOR PARCELS**



**PARCEL No. 1**  
Contains everything to build a 4-valve 3-wave superhet for 200/250 A.C. mains. Uses 6K8, 6K7, 6Q7, 6V6 valves. Attractive wood cabinet, walnut veneer, or plastic cabinet as illustrated. Size 12 x 6½ x 5½in. deep. **CAN BE BUILT FOR £7.19.6**  
Carr. and packing 2/6.

**PARCEL No. 2**  
Contains everything to build a T.R.F. 3-valve set for 200/250 A.C. mains, medium and long waves. Uses 6K70, 6J7, 6V8 and metal rectifiers. Neat plastic cabinet, walnut or ivory finish, or wood cabinet. Size 12 x 6½ x 5½in. deep. **CAN BE BUILT FOR £5.10.0**  
Carrage and packing 2/6.  
INSTRUCTION BOOK for either above sets 1/- post free.  
CABINETS ONLY, plastic or wood, 17/6- Post 2/6.  
All components available separately.

**5-VALVE RADIOGRAM CHASSIS COMPLETE WITH VALVES**

3-wave superhet, 18-50 m., 200-250 m., 1,000-2,000 m. Brand new Mullard and Mazda valves—6C9, 6F15, 6LD20, N108, U107. Overall dim. 13in. long, 6in. deep, 7in. high approx. for A.C. mains 200/250 v. **LASKY'S PRICE, £7.19.6**  
complete with all valves.  
Carr. & Pkg. 7/6 extra.  
Price without valves, £5/4/-.

**MOVING COIL P.M. SPEAKERS**

2½in. 3in. and 3½in. ....	19/6
5in. 19/6. 6½in. 17/6. 8in. 21/-	
10in. 29/6. 12in. 29/6.	
6½in. with transformer.....	21/-
7 x 4in. Elliptical .....	19/6
10 x 6in. Elliptical .....	32/6

**FEW ONLY 17IN. C.R. TUBES**

Type C17FM, rectangular, aluminiumised, 0.3 heater. **£14.19.6**  
Brand new and unused.  
Also, 14in. at £12/19/6. Carr. and Insur. 22/6.

**HI-FI ELECTROSTATIC SPEAKERS ("TWEETERS")**

Easy to fit to any radio. TV receiver or amplifier. Full data and circuit diagram supplied.  
LSH75. For outputs up to 6 watts, 8/-.  
LSH518. For outputs of 10-12 watts, 12/6.  
LSH100. For outputs up to 20 watts, 14/-.  
LPH65. MOVING COIL TWEETER. Imp. 5.5 ohms, freq. range 2,000-2,200 50 c/s. For outputs up to 6 watts. 2½in. diameter, 39/6. All post free.

**HI-FI EQUIPMENT**

SPEAKERS—Goodmans, Wharfedale, G.E.C. Lorenz, etc.  
AMPLIFIERS—Quad., Rogers, Leak, R.C.A., Pamphonic, Unitelex, W.B. etc.  
SELECTIVE DEMONSTRATIONS OF ALL HI-FI EQUIPMENT AT TOTTENHAM CT. ROAD.

**H.P. TERMS AVAILABLE**  
on certain goods.  
Write stating your requirements.



**NEW AND PERFECT 16" METAL CONE C.R.T.**

Type T901. Note: Not "seconds" but perfect tubes in original cartons. Gives large 11 x 14½ in. picture. Guaranteed by us for 3 months. See our previous adverts in "W. World" or send for details.

**LISTED AT £23.9.10**  
**LASKY'S PRICE £8.9.6**

Carr. and Insur. 22/6 extra.

Masks, Anti-Corona, Bases and Ion Traps available.

**MAKERS' SURPLUS TV. COMPONENT BARGAINS**

**WIDE ANGLE 38 mm.**

Line E.H.T. trans. ferrox-cube core, 9-16kV.....	25/-
Scanning Coils, low imp. line and frame .....	25/-
Ferrox-cube cored Scanning Coils and Line Output Trans., 10-15 kV., EY51 winding. Line Trans. Complete with circuit diagram, the pair Frame Output Transformer .....	50/-
Scanning Coils, low imp. line and frame .....	6/6
Frame or line blocking osc. transformer .....	4/6
Focus Magnets Ferrox-dure .....	19/6
P.M. Focus Magnets, Iron Cored .....	22/6
DuoMag Focallisers .....	15/-
Electromagnetic focus coil with combined scan coils .....	25/-

**STANDARD 35 mm.**

Line Output Transformers 6.9 kV. E.H.T. and 6.3 v. winding. Ferrox-cube .....	19/6
Scanning coils. Low imp. line and frame .....	12/6
Ditto by Igranic .....	14/6
Frame or line blocking oscillator transformer .....	4/6
Frame output transformer .....	7/6
Focus Magnets. Without Vernier .....	12/6
With Vernier .....	17/6
Focus Coils, Electro-magnetic .....	12/6
200 m/a. Smoothing Chokes .....	10/6

**MAINS TRANSFORMERS**

All 200-250 v. 50 c.p.s. primary, finest quality, fully guaranteed.	
MBA/3. 350-0-350 v. 80 mA., 6.3 v. 4 a., 5 v. 2 a. Both filaments tapped at 4 volts .....	19/6
MBA/7. 250-0-250 v. 80 mA. 6.3 v. 3 a., 5 v. 2 a. Both filaments tapped at 4 volts .....	19/6
AT/3. Auto trans. 0-10-120, 200-230-240 v. 100 watts .....	19/6
MT/340. Tapped input 200-250 v. 300-0-300, 100 mA., 5 v. 3 amp., 6.3 v. 1.5 amp. ....	15/6
MT/341. Tapped input 250-0-250, 120 mA. 6.3 v. 5 amps., fully shrouded .....	27/6

**FILAMENT TRANSFORMERS**

All 200-250 v. 50 c.p.s. primary, finest quality, fully guaranteed.	
6.3 v. 1.5 amp. ....	5/11
6.3 v. 3 amp. ....	9/6
6.3 v. 1 amp. ....	4/6
0-30 v. 2 amp. tapped voltages .....	19/6

**ALL-DRY POWER UNITS**

By Decca. Suitable for any battery radio using IR5 IT4 etc., 67½ volts H.T., 1½ volts L.T. Mains input 200-250 adjustable. In metal chassis with rubber feet and black plastic cover. Size: 7 x 5 x 1½in. Mains lead and on/off switch. Complete with two metal rectifiers, ready for use. List £14/15/-.

**LASKY'S PRICE 35/-**  
Post 3/6

If too large to fit into your portable, stand it on or by it.

**GERMANIUM CRYSTAL DIODES**  
GEX.00 1/6. GEX.34 3/6. WG5 3/6. GEX 54 and OA74 5/-. GD3 3/6, GD4 3/6. CG12E 5/-.

**FERRITE ROD AERIALS**  
Med. and long waves, wound ready for use. Each 6/9, post 1/-.

**FERRITE ROD**  
5in. long, ½in. diam., with full instructions for making a Ferrite rod aerial 2/6, post 1/-.

**STANDARD 2-GANG CONDENSERS**  
.0005 mfd., with fixing feet. Each 5/11. Post 1/6.

**SPEAKER COVERINGS.** Large stock of Tygan and "Somewave" Speaker Coverings. Any size piece cut. Send for sample and prices.

**RI155 RECEIVERS**  
Few only left. Let us have your enquiry. Prices from £42/19/6.

**COMING SOON!**

**LASKY'S FULLY TRANSISTORISED PORTABLE FOR HOME CONSTRUCTION**

Note these Star features.

- ★ Unit construction on Printed Circuit
- ★ 200 milliwatts push-pull output
- ★ Uses 7 Transistors and 1 germanium diode
- ★ Ferrite rod aerial
- ★ Fully tunable
- ★ Uses one 6 v. and one 1½ v. battery with very low consumption
- ★ Choice of 7 x 4 elliptical or 3½in. P.M. Speaker.
- ★ Choice of cabinet
- ★ Most important — a keen price! Watch for full details.

LASKY'S (HARROW RD.) LTD

**42 TOTTENHAM COURT ROAD, W.1.**      **370 HARROW ROAD, PADDINGTON, W.9.**

Nearest Station Goudge Street Museum 2605.

(Opposite Paddington Hospital LAD 4075 and CUN 1979.)

Open all day Saturday. Early closing Thursday (both addresses)

**ALL MAIL ORDERS TO HARROW ROAD PLEASE**



# GLYNE RADIO LTD.



18, TOTTENHAM COURT ROAD, LONDON, W.1

MUSEum 5929/0095

(50 yards only from Tottenham Court Road Tube)

All post orders please to:—24-26, HAMPSTEAD RD., LONDON, N.W.1

EUSon 5533/45

## TRANSISTORS!!!

SURPLUS—P.N.P.	
RED SPOT (Audio/Experimental Applications)	10/- ea.
BLUE SPOT, R.F. up to 1.6 Mc/s.	15/- ea.
WHITE SPOT, R.F. up to 2.5 Mc/s.	20/- ea.
STANDARD—	
BEIMAR	
T.8.1	18/- ea.
MULLARD	
OC70	21/- ea.
OC71	24/- ea.
OC72	30/- ea.
(ALL POST FREE)	


**R07. P.M.** A most attractive AM/FM chassis employing 9 valves with Push-Pull output. Covers Long, Medium, Short and P.M. wavebands. Valve line-up: 5Y3, 2-6BW6, 12AU7, EABC80, EF89, ECR81, EOC83 and 6X5GT. Built-in Ferrite Rod Aerial for A.M. reception. Controls; 2 dual, Tuning/Wavechange and Volume ON/OFF/Tone. 6-8 watts output. Very attractive easily read dial in BLACK and GOLD. Size (overall) 15in. x 6in. Chassis dimensions; (overall) 15in. x 6in. x 7 1/2in. Indoor Aerial for P.M. provided. For use on A.C. mains 200/250 v. 50 cycles. Brand new and fully guaranteed. PRICE 26 gns., plus 7/6 c. & p.

H.P. Terms: Deposit £13/13/- and 12 months at £13/4.

**R05. F.A.M.** This is a most attractive chassis employing the very latest circuitry and highly efficient miniature valves. Waveband selection is by means of a piano-keyboard type push-button control—separate bass and treble controls are provided also a built-in Ferrite Aerial which automatically comes into operation on all AM Bands and is rotatable by means of a knob situated on the front panel. This Chassis is supplied complete with two thermo-dynamic 10in. x 7in. elliptical speakers and one high-frequency tweeter unit two thermo-dynamic 10in. x 7in. elliptical speakers and one high-frequency tweeter unit (cross-over network is incorporated in Chassis wiring). Valve line-up: EOC85, ECR81, EF89, EABC80, EL84, EM80 and C100 metal rectifier. Overall dimensions: 20 1/2in. x 8in. x 6 1/2in. high. For use on A.C. Mains 110/250 v. PRICE: £25, plus 7/6 carr. and pkg. H.P. terms: £12/10/- deposit and 12 monthly payments of £12/11.

**R04. F.A.M. AM/FM RADIOGRAM CHASSIS**

A new style AM/FM Chassis employing a printed circuit F.M. Tuner section. Valve line-up: 8 valves: EOC85, 6BA6, 12AH8, 6BA6, 6AL5, 6AT6, EL34, 5Y3. Most attractive dial 12 x 5 1/2in. fully illuminated, with figures in green, red and white on black background. Four controls: Tuning, Volume, Wavechange and Tone/On/Off. Dimensions (overall): 13 x 9 x 6in. Frequency coverage (four wavebands): 1,000-2,000 m., 200-550 m., 15-50 m., 85-100 mc/s. This is an excellent and very efficient chassis. Price £22/10/- plus 5/- P. & P.



**SWITCH TUNED FOUR STATION RECEIVER CHASSIS (Manufacturers' Surplus).**

A most attractive unit covering 4 pre-set stations in the medium waveband. A complete receiver (less cabinet) including built-in good quality 5in. loudspeaker, and frame aerial. Employs Universal Superhet circuit and miniature valves—UC442, UAF42, UL41, UY41. Dimensions (overall)—5 x 9 x 5in. For use on AC/DC mains 200/250 v. Absolutely brand new. Few only at £5/5- plus 2/6 P. & P.



**DULCI F.3 RADIOGRAM CHASSIS.** Last few of these fine chassis. 3 waveband, 5 valve superhet with built-in ferrite aerial. Brand new, fully guaranteed only, £10/5/-, plus 3/6 P. & P.



**DULCI**  
All Dulci products available ex stock. Illustrated leaflets and H.P. terms available.  
Dulci F.M. Tuner at £16/18/-  
AM/FM Tuner type H4T at £20/17/-  
AM/FM Chassis E4 at £24/6/6.  
Each plus 5/- p. & p.  
Demonstrating at Tottenham Court Road!

**SPEAKERS & ENCLOSURES**  
Full range in stock by WHARFEDALE, W.B., T.S.L., etc.  
Your enquiries welcomed.

**ANOTHER CABINET BARGAIN—EXCLUSIVE!**

This cabinet as illustrated was originally manufactured for Decca, Ltd., at a price well in excess of our selling price! Originally intended for Projection T.V. lends itself to any conversion. Will accommodate all your equipment, up to 12in. P.M. record storage, and even cocktail cabinet. Handsome dark walnut veneer, two doors open in front. Measurements: 44in. high, 29in. wide, 19in. deep. Our price for strictly limited quantity is £11/19/8 plus 7/6 insurance, packing and carriage. H.P. terms available.

**JUST RELEASED!!! THE NEW R.C. TRANSISTOR/RECEIVER KIT**

This receiver, covering medium waveband, which can be assembled in about 1 hour, will give amazing volume and tonal quality when used in conjunction with a good aerial and earth. Incorporating PNP Transistor and Germanium Diode. For headphone reception. Included with the kit of parts is a handsome plastic case in black and white, measuring 4 1/2 x 2 1/2 x 1 1/2in. This case accommodates the complete receiver, including battery. PRICE OF COMPLETE KIT: 25/- plus 1/3 P. & P. Lightweight high resistance headphones can be supplied separately at 15/- pair. If, however, the kit is purchased complete with headphones this will be supplied at a SPECIAL INCLUSIVE PRICE OF 37/6 plus 1/6 P. & P. Optional extra. 100ft. coil single 7/36 coloured P.V.C. covered wire, suitable for both aerial and earth. 2/6 only.




**THE JASON FM TUNER.** Based on the booklet by Data Publications Ltd., 2/- post free, including our individually priced Parts List Highly sensitive, free from drift. Incorporates 4 valves 6AM6 and 2 specially graded G.E.C. Crystals. The kit supplied includes drilled chassis with tuning condenser, scale calibrated in mc/s., and attractive bronze stove-enamelled front plate already mounted. Front plate size 8in. x 5in. Chassis 7in. x 4 1/2in. x 1 1/2in. Complete standard kit £8/15/- plus 2/6 P. & P. Fringe area kit £7/15/- plus P. & P.

**FM POWER PACK KIT.** We can now supply complete kit for complete pack suitable for the above F.M. tuner or any other similar type. Price for the power pack is 37/6 only or 52/6 for ready assembled unit. This pack is extremely small, incorporating valve rectifier type 6X4 and built on chassis size only 6 x 4 x 1 1/2in. Optional extra for power pack. Bulgin Octal Plug 2/3.

**AM/FM KIT**

Introducing the JASON AM/FM KIT of medium waves and F.M. As illustrated this is a very high quality chassis incorporating 8 of the latest miniature valves, plus DM70 magic eye. Kits are available for chassis complete with output stage at £15/5-/- Also less output stage but with own built-in power pack at £13/19/8 only. These are high fidelity units and exceptional value at these prices which include all required components and full constructional details. Fully illustrated Data Booklet with full construction details, plus individually priced component list, available per return of post 2/- post free. Both plus 3/6 P. & P.



**ANNOUNCING OUR NEW F.M. TUNER KIT (printed circuit)**  
This is our printed circuit version of the Oram 912 F.M. Tuner—using T.C.C. printed circuit and condensers, incorporating 5 valves and two germanium diodes. Attractive black and gold dial, with gold escutcheon plate. Dial aperture only 5 x 2in. Oram F.M. booklet plus our additional instructions and individually priced components list—2/6 post free or the Kit absolutely complete at £8/8/- plus 2/6 P. & P. Alignment service available if required. We are demonstrating at 18 Tottenham Court Road!

**THE T.S.L. FM TUNER**  
We can now supply this FM/VHF adaptor either in kit form or fully assembled, wired and tested. Our price for the ready-built unit which incorporates its own power supply is £13/15/- only, tax paid, plus 5/- P. & P. or H.P. terms. Magic eye tuning indicator, plus plug in, 19/- extra. Or the kit complete as specified £10/19/6 plus 3/6 P. & P. The Booklet "FM TUNER CONSTRUCTION" (32 pages) with full technical data and point-to-point wiring diagrams together with our separately priced parts list is available at 2/6 post free.

**THE R.C.3/4 WATT AMPLIFIER KIT**

Compare the advantages  
Treble, bass AND middle controls. For crystal or magnetic pick-up. A.C. Mains 200/250 v. Valve line-up: 6V6GT, 68GT metal 6X5GT. Negative feedback. Built on stove enamelled steel chassis, measuring only 8in. x 4in. x 1 1/2in. Four engraved cream knobs are included in the price of the complete kit with all necessary practical and theoretical diagrams at £4/5/- only, plus 2/6 packing and post or Instruction Book fully illustrated for 1/- Post free. This amplifier can be supplied assembled, tested, and ready for use at £5/5/- plus P. and P. Hearing is believing.

**TELEVISION TURRET TUNERS 12 CHANNEL—"BRAYHEAD"**

We have six types now available from stock, to cover Bands I and III—fully illustrated and descriptive leaflet available on request. Each unit is fully aligned and thoroughly tested before dispatch. Valves employed are PCF80, POC84 for AC/DC and ECR90 and ECR84 for A.C. Price complete £7/7/- 2/6 P. & P. All channels available.  
Type Sound M/Cs Vision M/Cs Heater  
355 38.0 34.5 Series  
168 19.5 16.0 Series  
16P 19.5 16.0 Parallel  
108 10.5 14.0 Series  
10P 10.5 14.0 Parallel

**JUST ARRIVED!** Further limited stocks of Acos HGP77 crystal pick-up insert complete with sapphire stylus, suitable for B.S.R. Monarch, etc. Brand new, only 18/6 and 9d. P. & P.

**VALRADIO T/V TUNER**  
Limited stocks of this well-known unit available at much reduced price. An ideal pre-fabricated front end for any superhet T/V receiver with 16 mc/s I.F. Continuously variable tuning covering ALL bands, from 40-100 mc/s and 170-225 mc/s. Valve line-up: PCC84, POF80 (series heaters). Whilst stocks last only £3/19/6 plus 2/- P. & P.

Our advantageous H.P. terms are available on any single item over £5. Let us have your enquiries.

Please add postage under £1, or Cash with order. C.O.D. charge extra—open 9 a.m. to 6 p.m. Monday to Friday. Sorry but we close 1 p.m. on Saturday.

**THE "SUPERIOR FOUR" KIT**  
Our superior four-valve receiver A.C. mains, 200/250 v. M. and Long waves. As with our very successful "Economy Four" all required components as supplied. Valve line-up: 2 6SG7, 6 6XGT, 6 6V6GT. Chassis is ready drilled. Cabinet size 10 1/2 in. x 10 in. wide. Maximum depth at base 5 in. tapering to 3 1/2 in. at top. Sloping front. Very attractively finished in light walnut and peach. Each component brand new and tested prior to packing. Complete instruction booklet with practical and theoretical diagrams is provided. Booklet available at 1/6 post free. Our price for complete kit, £8/9/6. Please add 2/6 P. & C. If preferred, we can supply Cabinet Assembly only, comprising Cabinet and bracket wave-change switch, dial, pointer, drum pulleys drive spindle, drive spring and knobs, at 45/-, plus 2/6 P. & C. N.B.—Our kits are even supplied with sufficient solder for the job.



**THE R.C. RAMBLER ALL-DRY PORTABLE KIT**  
Full assembly details with practical and theoretical diagrams, 1/6 post free. This is a truly professional 4-valve superhet—all dry—for medium and long waves. Cream plastic top panel, with dial engraved in red and green adds to the very imposing appearance of this model which is housed in attractive cream and grey leatherette covered attache-case type cabinet, measuring only 9 in. x 7 in. x 5 1/2 in. Weight less batteries 4 1/2 lb., with batteries 6 1/2 lb. This set really has everything. Built-in valve aerial, high quality, extremely sensitive, and very adequate volume from the 5 in. speaker. Valve line-up 8V4, 1B5, 1B5, 1T4. The required components, exactly as specified, including cabinet can be supplied from stock at the special inclusive price of £7/7/- plus 2/6 P. and P. (less batteries). Uses Ever-Ready 90 v. H.T. type B123 at 17/- Also L.P. 1.5 v. A.D. 35 at 1/6.

**RAMBLER MAINS UNIT.** For using our popular all-dry "Rambler" on A.C. Mains. Complete kit, when assembled fits snugly into battery compartment, supplied at 47/6 plus 1/6 packing and postage. Includes all required components, and full assembly instructions. N.B.—This unit is completely self-contained in a metal box measuring 7 in. x 2 1/2 in. x 1 1/2 in. and is ideally suitable for ANY all-dry battery portable requiring 90 v. H.T. and 1.5 L.T.

**N.B.—All our T.R.F. Kit circuits include specially wound Denco "Max 9" coils on polystyrene formers, improved performance. Price remains the same.**

**THE R.C. 2 AMP. BATTERY CHARGER KIT.** Includes handsome well-ventilated black stove-enamelled steel box, size: 7 1/2 in. x 2 1/2 in. x 3 1/2 in. Fully shrouded first quality transformer, brand new G.E.C. rectifier. Mains fuse, etc., for charging 6 or 12 v. batteries at 2 amp. Absolutely complete kit with full practical and theoretical instructions. Price 33/6 plus 2/6 P. & P. Can be supplied assembled and tested at 41/6 plus P. & P. Heavy duty crocodile clips suitable for car battery lugs, optional extra at 1/6 per pair.

**VALVES.** We have perhaps the most up-to-date valve stocks in the trade. A stamp will bring complete list of brand new imported valve types, fully guaranteed, P.T. paid. Also all usual surplus types available such as 6V8GT, etc.



**RC2.A. Small Portable Gram Amplifier.** This little Amplifier is built around a Printed Circuit and employs the very latest highly efficient valve type ECL82. It is ideal for use where space is limited. Although of such small size 7 in. x 5 1/2 in. x 2 in. (overall) with a control panel 3 1/2 in. x 1 1/2 in., reproduction is excellent. A wide range control is provided. Output approx. 3 watts. For use on A.C. Mains 200/250 v. NOTE THE PRICE 59/6, plus 2/- P. & P.


**RC1.A. AMPLIFIER.** A small high quality gramophone amplifier employing the latest circuitry and highly efficient miniature valves. Very neat chassis finished in bronze stove enamel. Size (overall) 5 1/2 x 4 x 5 in. Valves: 6X4, ECL82. Output 3 watts max. Controls: Volume, Tone, On/Off. For use on AC mains 200/250 v. Price £3/19/6 plus 2/- P. & P.

**RC3.A. Small 3-Valve Portable Gram Amplifier.** An excellent little amplifier for portable gram, giving high quality output. Separate Bass and Treble controls. 2-3 watts output. Valve line-up: E280, EL84, ECC-3. Provision for mounting 6 in. loudspeaker. Fully isolated from mains 200/250 v. A.C. Overall size: 6 1/2 in. L x 5 1/2 in. H x 2 1/2 in. D. PRICE £3/19/6 (less Speaker and Output Transformer), plus 2/6 P. & P.

**RC4.A. (STALLION).** This is supplied complete with high flux 8 in. P.M. Speaker and Baffle. Incorporating three octal type valves 6D7, 6V6 and 6X5, this robust and well-made unit is ideal for use in the larger type of record player and is equally suitable for use in conjunction with a radio feeder unit. Separate bass and treble controls are provided; also provision is made for an extension speaker and mains supplies to gram motor. Output approx. 4 watts. Size overall 13 in. x 4 in. x 9 in. high. For use on A.C. Mains 100/200/250 v. PRICE £5/19/6, plus 2/6 P. & P. H.P. terms £2/19/6 deposit and four monthly payments of 10/6 per month. Fits our portable cabinet "G" at 85/- without modification.

**RECORD PLAYER CABINETS—to suit all types of single record and auto-changer units.** Priced from 45/-. Send stamp for fully illustrated list.

**THE "ECONOMY FOUR" T.R.F. KIT.** A three-valve plus metal rectifier receiver. A.C. mains 200/250 v. Medium and Long waves. We can supply all required components right down to the last nut and bolt. Valve line-up 6K7, 6J7, and 6V6 Chassis ready drilled. Cabinet size 12 1/2 in. long by 6 in. high by 5 in. deep—Choice of Ivory or brown Bakelite, or wooden walnut finish cabinet. Complete instruction booklet with practical and theoretical diagrams. Each component brand new and tested prior to packing. Our price £5/10/- complete—Remember this set is being demonstrated at our shop premises! We proudly claim that our fully illustrated instruction booklet is the most comprehensive available for this type of receiver—Booklet available at 1/6 post free. This is allowed if kit is purchased later. Plus 2/6 packing and carriage for complete kit.



**GRAMOPHONE MOTORS are in SHORT SUPPLY!**  
COLLARO AC 3/554: Three speed, single player for A.C. mains 200/250 v. cream finish, complete with turn-over crystal pick-up incorporating the well-known high output "T" type head. Strictly limited quantity at £6/19/6 plus 3/6 P. & P.

**FOUR-SPEED CHANGERS**  
Collaro RC456 Mixer Auto-Changer in cream with Studio "O" insert. £9/15/- B.S.R. Monarch Mixer Auto-Changer, in cream and gold. £8/15/- Both plus 3/6 P. and P. H.P. Terms available. Stocks rapidly diminishing.

**RECORDER AMPLIFIER**  
(Well known manufacturer's surplus.) This is a brand new amplifier designed for use with a famous wire recorder. A simple modification is all that is required to make this unit ideal for use with any Tape Deck. Specifications: Valve line-up 7C5, 12AU7, 6BR7, 6BR7. 6X4. Neon Record Level Indicator. Controls: Volume/Record Level, Tone Control, Record/Playback Switch, High and Low level inputs for Mike and Radio. External Speaker Socket. Built-in 5 in. Loudspeaker with High Flux magnet. Separate Power Pack. Dimensions: Amplifier 5 1/2 in. H x 1 1/2 in. W x 2 1/2 in. D. Power Pack: 6 1/2 in. x 6 in. x 5 in. High (overall). Full modification details are supplied. Price £3/19/6, P. & P. 3/6.



**10 in. CABINET SPEAKER.** Ideal for P.A. etc. Comprises solid wood cabinet complete with carrying handle. Painted dark brown; with built-in good quality 10 in. P.M. speaker, 3 ohm speech coil, complete with lead and Ignitic Jack plate. Brand new. Price only 45/-, plus 3/6 P. & P.

**CONSTRUCTORS NOTE !!**  
RADIO DATA BOOKS AVAILABLE, i.e. Valve guide, Colour code, etc. Send stamp for list.

**THE R.E.P. 1-Valve RECEIVER.** All dry battery operation, for use with head phones. The complete kit is available at 42/-, less batteries plus 9/- P. & P. or full instructions at 9d. post free.

**SURPLUS BARGAINS—METERS**


F.S.D.	Size	Type	Fitting	Price
50 microamp	D.C. 4 in.	M.C.	Rectangular	110/-
100 microamp	D.C. 3 1/2 in.	M.C.	F.R.	95/-
200 microamp	D.C. 2 1/2 in.	M.C.	F.R.	45/-
500 microamp	D.C. 3 1/2 in.	M.C.	F.R.	65/-
1 mA.	D.C. 2 in.	M.C.	F.R.	18/6
1 mA.	D.C. 2 in.	M.C.	F.R.	17/6
1 mA.	D.C. 2 in.	M.C.	F.Sq. (1954 by Elliott)	22/6
1 mA.	D.C. 2 1/2 in.	M.C.	Desk Type	30/-
50 mA.	D.C. 2 in.	M.C.	F.Sq.	8/6
100 mA.	D.C. 2 1/2 in.	M.C.	F.R.	10/6
5 amp.	R.F. 2 in.	Thermo	F.Sq.	6/6
1 amp.	R.F. 2 1/2 in.	M.C.	F.R. (shunt required)	10/-
120-0-120 amp.	D.C. 2 in.	M.C.	F.Sq.	15/-
150 amp.	A.C. 4 in.	M.I.	R.P.	45/-
1 amp.	R.F. 2 1/2 in.	Thermo	R.P. (with shunt)	7/6
3 amp.	R.F. 2 in.	Thermo	F.Sq.	6/-
20 amp.	D.C. 2 in.	—	R.P. (with shunt)	10/6
30 amp.	D.C. 2 1/2 in.	M.I.	F.R.	12/6
15 volt	A.C. 2 1/2 in.	M.I.	F.R.	10/-
15-0-15 volt	D.C. 3 1/2 in.	M.C.	F.R.	17/6
300 volt	A.C. 2 1/2 in.	M.C.	F.R.	35/-

**SPECIAL U.S. 0-1 mA. 2 1/2 in.** taken from equipment but perfect, 22/6 each. R.P. = Round Projection. M.C. = Moving Coil. Thermo = Thermo-coupled. F. Sq. = Flush Square. F.R. = Flush Round. M.I. = Moving Iron.

**METER RECTIFIERS.** 1 mA. by G.E.C. at 6/6, also 5 mA. by G.E.C. at 6/6.


**SPECIAL PURCHASE!! LIMITED QUANTITY ONLY**

**A.A. PREDICTOR MK. I—OSCILLOSCOPE No. 11.** This ex Govt. unit readily lends itself economically to conversion to oscilloscope for domestic use. For 115 volt or 230 v. 50 cycle A.C. mains—comprising 2 1/2 in. C.R.T. Type ACR10-4-EF91, EB33, 635, 6X19GT, 6U2160 A and EA50. Continuously variable and stepped attenuator on Y amplifier. Internal X and Y shifts. Brightness and focus controls. Time base speeds can be increased by simple modification to cover. 3 c/s to 30 kc/s. Overall measurements as illustrated are 7 in. high, 12 in. deep and 19 in. long. This unit, which is of recent manufacture and absolutely brand new, is offered at £12/10/- plus 15/- packing and carriage. This is a fraction of original cost and a bargain not to be missed! Circuits and full details are supplied.



**SPECIAL PURCHASE from Ministry BRAND NEW No. 17 Mk. II TRANSMITTER/RECEIVER**

Built into strong wooden cabinet 15 in. x 14 in. x 9 in. Complete with headphones and microphone. Range 5-8 miles with simple aerial. Frequency coverage, 44-61 mc/s. (5-7 metres). Uses standard 120 v. H.T., and 2 volt L.T. batteries. Complete with full operating instructions. 59/6, plus 3/6 P. & P. No. 17 Mk. II, as above, but secondhand, in good condition and complete, 45/- plus 3/6 P. & P.



**MAINS TRANSFORMER—SPECIAL.** Removed from chassis but clean and guaranteed. 200/240 v. input. 350-0-350 at 25 mva. 6.3V. 8 amps. 6.3V. at .6 amps, 5 at 3 amps. Only 30/- plus 1/6 P. & P.

**BEACON TX/RX.** (Mint condition.) **Components:** Transmitter/receiver unit, telescopic antenna, pair lightweight headphones, co-ax. cable, connecting leads, plugs, etc., contained in excellent quality haversack. Supplied complete with valves 5-3AR, 5-1B5, P-1K5, 2-2V, vibrator packs, also comprehensive illustrated manual. Frequency coverage: 214-234 Mc/s. Size: 13 in. x 10 in. x 5 in. Weight: 28 lb. Limited quantity only at 72/6, plus 2/6 P. & P.

**GLYNE RADIO LTD.**



18, Tottenham Court Road, London, W.1

# R.S.C. BATTERY CHARGING EQUIPMENT

All for A.C. MAINS 200-250v., 50 c/s. Guaranteed 12 months

Assembled 6v. or 12v. 4 amps.

**ASSEMBLED CHARGER**  
6 v. or 12 v. 2 amps.  
Fitted Ammeter and selector plug for 6 v. or 12 v. Louvred metal case, finished attractive hammer blue. Ready for use with mains and output leads, Double Fused. **47/9**



Carr. 3/6.

**ASSEMBLED CHARGERS**  
6 v. 1 amp. .... 19/9  
6 v. or 12 v. 1 amp. .... 25/9  
6 v. 2 amps. .... 29/9  
6 v. or 12 v. 2 amps. .... 38/9  
6 v. or 12 v. 4 amps. .... 59/9  
Above ready for use. Carr. 2/9.

### MISC. SPARES.

Bakelite Fuses 15a 1/9. Bakelite Terminals, 6d. ea. Multi-Position 15a Switches with Knobs 4/9. Rheostats 25a 0.4 ohms. with worm drive 6/9.  
**Heavy Duty rectifiers can be supplied to customers specification. Please let us Quote you for your requirements.**

**BATTERY CHARGER KITS**  
Consisting of Mains Transformer F.W. Bridge, Metal Rectifier, well ventilated steel case, Fuses, Fuse-holders, Grommets, panels and circuit. Carr. 2/6 extra.  
6 v. or 12 v. 1 amp. .... 22/9  
6 v. 2 amps. .... 25/9  
6 v. or 12 v. 2 amps. .... 31/6  
6 v. or 12 v. 4 amps. .... 53/9  
**BATTERY CHARGER KIT**  
Consisting of F.W. Bridge Rectifier 6/12 v. 5 a. Mains Trans., 0-9-15 v. 6 a. output, and ammeter. Only 49/9. Post 3/-.



Fitted Ammeter and variable charge selector. Also selector plug for 6 v. or 12 v. charging. Double fused. Well ventilated steel case with blue hammer finish. **75/-**  
Ready for use with mains and output leads. Carr. 3/9. Or Deposit 13/9 and five monthly payments 13/9.

## SELENIUM RECTIFIERS

L.T. Types  
2/6 v. 1/4 a.h.w. 1/9  
6/12 v. 3/4 a.h.w. 2/9  
F.W. Bridge Types  
6/12 v. 1 a. .... 4/11  
6/12 v. 2 a. .... 8/9  
6/12 v. 3 a. .... 11/9  
6/12 v. 4 a. .... 14/9

6/12 v. 6 a. .... 25/9  
6/12 v. 10 a. .... 19/9  
H.T. Type H.W.  
120 v. 40 mA. 3/9  
250 v. 50 mA. 5/9  
250 v. 80 mA. 7/9  
250 v. 150 mA. 9/9  
300 v. 250 mA. 12/11

**CO-AXIAL CABLE.** 75 ohms 1/4 in. 8d. yard Twin screened feeder, 11d. yard.

**5 CORE FLEX.** Henleys circular rubber 14/36. Each lead colour coded. 1/6 yd.

**DIAL BULBS.** M.E.S., 8 v. 0.2 a., 6/9 doz. 6.5 v. 0.3 a., 5/9 doz. 2.5 v. 0.3 a. 3/9 doz.

**ELECTROLYTICS** (current production). NOT Ex Govt.

Subular Types	Can Types
8 mfd. 450 v. 1/9	16uF 450 v. 2/9
8 mfd. 500 v. 2/6	16 mfd. 500 v. 3/9
16uF 350 v. 1/11	32uF 350 v. 2/11
16uF 450 v. 2/9	32 mfd. 450 v. 4/9
16uF 500 v. 3/9	8-8uF 450 v. 2/9
8-16uF 500 v. 4/11	8-16uF 450 v. 3/11
25uF 25 v. 1/3	16-16uF 450 v. 3/11
50uF 12 v. 1/3	32-32uF 350 v. 4/9
50 mfd. 25 v. 1/9	32-32uF 450 v. 5/9
50uF 50 v. 1/9	100-100 mfd. 350 v. 5/9
100 mfd. 12 v. 1/9	64-120 mfd. 350 v. 7/6
100 mfd. 25 v. 2/3	275 v. .... 6/11
3,000 mfd. 6 v. 3/9	100-200 mfd. .... 6/11
6,000 mfd. 6 v. 3/11	275 v. .... 6/11

Many other in stock.

**VOLUME CONTROLS** with long spindles, all values, less switch, 2/9; with S.P. switch, 3/9.

**EX GOVT. STEP UP/STEP DOWN TRANSFORMERS.** Double wound 80/100 watts. 10-0-100-200-220-240 v. to 5-0-75-115-125-135 v. or Reverse. Only 11/9, plus 2/9 post. 10-0-100-200-220-240 v. to 9-0-110-122-136-148 v. or Reverse. 200 watts, 35/9 plus 7/6 carr.

**EX GOVT. METAL BLOCK PAPER CONDENSERS**

4 mfd. 500 v. .... 2/3  
4 mfd. 1,000 v. .... 3/9  
4 mfd. 400 v. plus 2 mfd. 250 v. .... 1/11

**EX GOVT. VALVES.** VR137, EA50, EB34, 11d.; SP61, 2/3; VS110 1/11; 6J5 3/9; 6V6G, 5U4G 7/9; 35Z4, 6X4 5/9; EF80 7/9.

**EX GOVT. UNITS.** type RDF1 in original sealed cartons with 14 valves including 5Z4G, etc., trans., L.F. choke, Rectifier, etc., etc. We cannot enter into correspondence regarding these units which represent a really exceptional bargain at 29/9. Carr. 7/6.

## OIL FILLED BLOCK CONDENSERS

Bryce 11-7 mfd. 500 v. New unused Govt. surplus, only 5/9 each.

## THE SKY FOUR T.R.F. RECEIVER



A design of a 3 valve 200-250 v. A.C. Mains L. & M. wave T.R.F. receiver with selenium rectifier. For inclusion in cabinet illustrated above or walnut veneered type. It employs valves 6K7, SP61, 6F6G, and is specially designed for simplicity in wiring. Sensitivity and quality is well up to standard. Point-to-Point wiring diagrams, instructions and parts list, 1/9. This receiver can be built for a maximum of £4/19/6 including cabinet. Available in brown or cream bakelite, or veneered walnut.

ed type. It employs valves 6K7, SP61, 6F6G, and is specially designed for simplicity in wiring. Sensitivity and quality is well up to standard. Point-to-Point wiring diagrams, instructions and parts list, 1/9. This receiver can be built for a maximum of £4/19/6 including cabinet. Available in brown or cream bakelite, or veneered walnut.

## EX GOVT. MAINS TRANSFORMERS

All 230 v. 50 c/s. input.  
120-0-120 v. 40 mA. .... 5/9  
250-0-250 v. 60 mA., 6.3 v. 3 a., 6.3 v. 1 a. Potted 41-31-3in. .... 11/9

## HEAVY DUTY OIL FILLED MAINS TRANSFORMERS

Suitable welding or soil heating. With input of 200-250 v. 50 c.p.s., output is 12 v. 80-100 amps. Only £6/19/6, carr. 7/6.

## MANUFACTURERS SURPLUS TRANSFORMERS

Primary 200-240-250 v. Drop through type 250-0-250 v. 70 mA. 6.3 v. 3 a., 11/9. Postage 2/9.

## R.S.C. BATTERY TO MAINS CONVERSION UNITS

Type BM1. An all dry battery eliminator. Size 5 1/2 x 4 1/2 x 2in. approx. Completely replaces batteries supplying 1.4 v. and 90 v. where A.C. mains 200-250 v. 50 c/s. is available. Suitable for all battery portable receivers requiring 1.4 v. and 90 v. This includes latest low consumption types. Complete kit with diagrams, 39/9, or ready for use, 46/9.



Type BM2. Size 8 x 5 1/2 x 2 1/2 in. Supplies 120 v., 90 v., and 60 v., 40 mA. and 2 v. 0.4 a. to 1 amp. fully smoothed THEREBY COMPLETELY REPLACING BOTH H.T. BATTERIES AND L.T. 2v. ACCUMULATORS when connected to A.C. mains supply 200-250 v. 50 c/s. SUITABLE FOR ALL BATTERY RECEIVERS normally using 2 v. accumulator. Complete kit with diagrams and instructions 49/9 or ready for use 59/6.

**MINIATURE MOTORS.** 24/28 v. D.C. or A.C. Size only 2 1/2 x 1 1/2 in. Spindle 1 1/2 in. long, 1/4 in. diam. Made by Hoover Ltd., Canada. Price only 9/9.

**VIBRATORS.** Oak 2 v. 7 pin. synchronous, 7/9.

**M.E. SPEAKERS.** 2-3 ohms R.A. 8in. Field 600 ohms, 11/9.

**T.V. CABINETS.** For 15 16 or 17in. tube. Table model with doors, 79/6 carr. 7/6.

## R.S.C. TRANSFORMERS

FULLY GUARANTEED. INTERLEAVED AND IMPREGNATED.

**MAINS TRANSFORMERS**  
Primaries 200-230-250 v. 50 c/s.

**FULLY SHROUDED UPRIGHT MOUNTING**  
250-0-250 v. 60 mA., 6.3 v. 2 a., 5 v. 2 a., Midget type, 23-3-3in. .... 17/6  
350-0-350 v. 70 mA., 6.3 v. 2 a., 5 v. 2 a. .... 19/9  
250-0-250 v. 100 mA., 6.3 v. 4 v. 4 a., c.t., 0-4-5 v. 3 a. .... 25/9  
250-0-250 v. 100 mA., 6.3 v. 4 a., 5 v. 3 a. .... 23/9  
250-0-250 v. 100 mA., 6.3 v. 6 a., 5 v. 3 a., for R1355 conversion .... 31/-  
300-0-300 v. 100 mA., 6.3 v. 4 a., 5 v. 3 a. .... 23/9  
300-0-300 v. 100 mA., 6.3 v. 4 v. 4 a. c.t., 0-4-5 v. 3 a. .... 26/9  
350-0-350 v. 100 mA., 6.3 v. 4 a., 5 v. 3 a. .... 23/9  
300-0-300 v. 130 mA., 6.3 v. 4 a., c.t., 6.3 v. 1 a., suitable for Mullard 510 Amplifier .... 33/9  
350-0-350 v. 100 mA., 6.3 v. 4 v. 4 a., c.t., 0-4-5 v. 3 a. .... 26/9  
350-0-350 v. 150 mA., 6.3 v. 4 a., 5 v. 3 a. .... 33/9  
350-0-350 v. 150 mA., 6.3 v. 2 a., 6.3 v. 2 a., 5 v. 3 a. .... 33/9  
425-0-425 v. 200 mA., 6.3 v. 4 a., c.t., 6.3 v. 4 a. c.t., 5 v. 3 a., suitable William Amplifier, etc. .... 49/9  
450-0-450 v. 250 mA., 6.3 v. 6 a., 6.3 v. 6 a., 5 v. 3 a. .... 69/6

**TOP SHROUDED DROP-THROUGH TYPE**  
260-0-260 v. 70 mA., 6.3 v. 2 a., 5 v. 2 a. .... 16/9  
350-0-350 v. 80 mA., 6.3 v. 2 a., 5 v. 2 a. .... 18/9  
250-0-250 v. 100 mA., 6.3 v. 4 a., 5 v. 3 a. .... 22/9  
300-0-300 v. 100 mA., 6.3 v. 4 v. 4 a., c.t., 0-4-5 v. 3 a. .... 23/9  
350-0-350 v. 100 mA., 6.3 v. 4 a., c.t., 5 v. 3 a. .... 22/9  
350-0-350 v. 100 mA., 6.3 v. 4 v. 4 a. c.t., 0-4-5 v. 3 a. .... 23/9  
350-0-350 v. 150 mA., 6.3 v. 4 a., 5 v. 3 a. .... 29/9  
**E.H.T. TRANSFORMERS, 2,500 v.**  
5 mA., 2-0-2 v. 1.1 a., 2-0-2 v. 1.1 a., for VCR97, VCR517 .... 36/6

**FILAMENT TRANSFORMERS**  
Primaries 200-250 v. 50 c/s.

6.3 v. 1.5 a. .... 5/9  
6.3 v. 2 a. .... 7/6  
6.3 v. 3 a. .... 8/11  
12 v. 1 a. .... 7/9  
0-2-4-5-6.3 v. .... 16/9  
4 a. .... 17/6  
6.3 v. 6 a. .... 17/6  
12 v. 3 a. or 24 v. 1.5 a. .... 17/6

**CHARGER TRANSFORMERS**

All with 200-230-250 v. 50 c/s. Primaries: 0-9-15 v. 1 1/2 a., 11/9; 0-9-15 v. 3 a., 16/9; 0-3.5-9-17 v. 3 a., 17/9; 0-9-15 v. 5 a., 19/9; 0-9-15 v. 6 a., 23/9.

**ELIMINATOR TRANSFORMERS**

Primaries 200-250 v. 50 c/s.  
120 v. 40 mA., 5-0-5 v. 1 a. .... 14/9  
90 v. 15 mA., 6-0-6 v. 250 mA. .... 9/11

**OUTPUT TRANSFORMERS**

Midget Battery Pentode 66:1 for 3S4, etc. .... 3/6  
Standard Pentode 5,000Ω to 3Ω .... 3/9  
Standard Pentode, 5,000Ω to 3Ω .... 4/9  
Standard Pentode, 8,000Ω to 3Ω .... 4/9  
Push-Pull 8 Watts 6V6 to 5 ohms. .... 8/9  
Push-Pull 10-12 Watts 6V6 to 3Ω or 15Ω .... 15/9  
Push-Pull 10-12 Watts to match 6V6 to 3-5-8 or 15Ω .... 16/9  
Push Pull EL84 to 3 or 15 ohms. .... 16/9  
Push Pull 15-18 Watts. sectionally wound, 6L6, KT66, etc., to 3 or 15 ohms. .... 21/9  
Push-Pull 20 Watt high-quality sectionally wound, 6L6, KT66, etc., to 3 or 15Ω .... 47/9

**SMOOTHING CHOKES**

250 mA., 5 H., 100 ohms. .... 11/9  
150 mA., 7-10 H., 250 ohms. .... 11/9  
100 mA., 10 H., 200 ohms. .... 8/9  
80 mA., 10 H., 350 ohms. .... 5/6  
60 mA., 10 H., 400 ohms. .... 4/11  
1 amp. 0.5 ohm. L.T. type. .... 6/6

# R.S.C. A10 ULTRA LINEAR 30 WATT AMPLIFIER

NEW 1957 DESIGN. HIGH FIDELITY PUSH-PULL UNIT EMPLOYING SIX VALVES. Tone Control Pre-amp stages are incorporated. Sensitivity is extremely high. Only 12 millivolts minimum input is required for full output. THIS ENSURES THE SUITABILITY OF ANY TYPE OR MAKE OF MICROPHONE OR PICK-UP. Separate Bass and Treble controls give both "lift" and "cut" with ample tone correction for long playing records. An extra input with associated vol. control is provided so that two separate inputs such as "mike" and gram, etc., can be simultaneously applied for mixing purposes. AN OUTPUT SOCKET WITH PLUG IS INCLUDED FOR SUPPLY OF 300 v. 20 mA. and 6.3 v. 1.5 a. FOR A RADIO FEEDER UNIT. Price in kit form with easy-to-follow wiring diagrams.


Only **10** GNS. carr. 10/- 17/6 extra.  
Cover as illustrated  
Or Factory built with 12 months' guarantee. £12/19/6. TERMS ON ASSEMBLED UNITS. DEPOSIT 28/11 and 9 monthly payments of 28/11.



Type 807 output valves are used with High Quality Sectionally wound output transformer specially designed for Ultra Linear operation. Negative feedback of 17 D.B. in main loop. **CERTIFIED PERFORMANCE FIGURES ARE EQUAL TO MOST EXPENSIVE UNITS AVAILABLE.** Frequency response  $\pm 3$  D.B., 30-20,000 c/c.s., 12 D.B. "lift" at 50 c/c.s., 12 D.B. "lift" at 12,000 c/c.s., Hum and noise 70 D.B. down. Good quality reliable components used. Chassis finish blue hammer. Overall size 12 x 9 x 9in. approx. Power consumption 150 watts. For A.C. mains 200-230-250 v. 50 c/c.s. Outputs for 3 and 15 ohm speakers. **EQUALLY SUITABLE FOR THE CONNOISSEUR OR FOR LARGE HALLS, CLUBS, or OUTSIDE FUNCTIONS. IDEAL FOR USE WITH MUSICAL INSTRUMENTS SUCH AS STRING BASS, ELECTRONIC ORGAN, GUITAR, etc. FOR DANCE BANDS, GARRISON THEATRES, etc.,** We can supply Microphones, Speakers, 12 v. Rotary Converters, etc., at keen cash prices or on terms with amplifiers.

**BANDS, GARRISON THEATRES, etc.,** We can supply Microphones, Speakers, 12 v. Rotary Converters, etc., at keen cash prices or on terms with amplifiers.

EXPORT ENQUIRIES INVITED



**R.S.C. TAI HIGH QUALITY TAPE DECK AMPLIFIER FOR ALL DECKS WITH HIGH IMPEDANCE RECORD/PLAYBACK AND ERASE HEADS.** Such as Lane, Truvox, etc. or matched to low impedance erase heads as fitted latest COLLARO TAPE TRANSCRIPTION. Chassis size 12-7-3in. Overall size 12-7-3in. For 230-250 v. 50 c/c.s. A.C. mains. Output for standard 2-3 ohm speaker. Only 15 millivolts input required for full recording. Only 2 millivolts minimum input required from recording head. Magic Eye recording level indicator. Provision for feeding P.A. amplifier. Can be used as gram. amplifier with input of 0.75 v. R.M.S. Negative feedback equalisation. Linear frequency response  $\pm 3$  D.B. 50-11,000 c/c.s. Facilities for recordings at 15in., 7 1/2in. or 3 1/2in. per second. Automatic equalisation at the turn of a knob. When switching from record to playback position automatic demagnetisation of heads is assured. **PERFORMANCE IS COMPARABLE WITH UNITS AT OVER TWICE THE COST. LEAFLET 6d.**

## LINEAR LQ3 MINIATURE 3 WATT GRAM. AMPLIFIER

For 200-250 v. 50 c.p.s. A.C. Mains. Chassis fully isolated. Fitted vol. (with mains switch) and Tone Control. Designed for use with any kind of single player or record changing unit. Output for 2-3 ohm speaker. Guaranteed 12 months (valves 3 months). Only 69/9, carr. 2/9.

## R.S.C. 4-5 WATT HIGH GAIN AMPLIFIER TYPE A5

A highly sensitive 4-valve quality amplifier for the home, small club, etc. Only 50 millivolts input is required for full output so that it is suitable for use with the latest high-fidelity pick-up heads in addition to all other types of pick-ups and practically all mikes. Separate Bass and Treble controls are provided. These give full long playing record equalisation. Hum level is negligible being 71 D.B. down 15 D.B. of negative feedback is used. H.T. of 300 v. 20 mA. and L.T. of 6.3 v. 1.5 a. is available for the supply of a Radio Feeder Unit or Tape Deck pre-amplifier. For A.C. mains input of 200-230-250 v. 50 c/c.s. Output for 2-3 ohm speaker. Chassis is not alive. Kit is complete in every detail and includes fully punched chassis (with baseplate) with the blue hammer finish, and point-to-point wiring diagrams and instructions. Exceptional value at only £4/15/-, or assembled ready for use 25/- extra, plus 3/6 carriage. Or Deposit 22/- and five monthly payments of 22/- for assembled unit.

## R.S.C. A7 3-4 WATT QUALITY AMPLIFIER

A highly sensitive 4-valve amplifier using negative feedback and having an excellent frequency response. Pre-amplifier and Tone Control stages are incorporated with separate Bass and Treble controls giving full tone compensation for Long Playing records. Suitable for any kind of pick-up including latest high fidelity types. H.T. of 250 v. 20 mA. and L.T. of 6.3 v. 1.5 a. available for supply of Radio Feeder Unit, etc. ONLY 40 millivolts input required for full output. Fully isolated chassis with baseplate. For A.C. mains 200-250 v. 50 cycles. Output for 2-3 ohm speaker. Complete kit of parts with point-to-point wiring diagrams and instructions. Only £3/15/-, carr. 3/6 or factory built 23/6 extra. Or Deposit 18/6 and five monthly payments of 18/6 for assembled unit.

**P.M. Spkzrs recommended for use with A7, A5 or L45 amplifiers.**  
Plessey 12in. 3 ohm, 29/11. 6 1/2in. Celestion and Goodmans with high flux density magnet 19/8.

## COLLARO RC456 4 SPEED AUTO-CHANGERS

With studio pick-up with turnover head. BRAND NEW. Cartoned, latest model. For 200-250 v. 50 c.p.s. A.C. mains. Very limited number at only £8/19/6. Carr. 5/6.

## COLLARO RC54 3 SPEED AUTO CHANGERS


As above unit but for normal 3 speed requirements. Brand new cartoned but for 110 v. 50 c.p.s. A.C. mains. So that the unit can be operated from normal, 200-250 v. A.C. mains we are supplying free with every changer a suitable auto-transformer with input and output voltages clearly marked. Limited number only. £7/19/6. Carr. 5/6.

## LINEAR L45 MINIATURE 4/5 W. QUALITY AMPLIFIER.

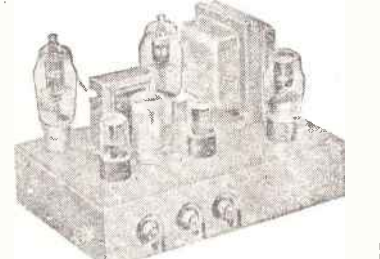
Suitable for use with Garrard, B.S.R. or any other record playing unit, and most microphones. Total negative feedback 12 db. Separate Bass and Treble Controls. For convenience when mounted in cabinet, mains switch is incorporated in control. For A.C. mains input of 200-250 v. 50 c.p.s. Output for 2/3 ohm speaker. Three miniature Mullard valves used. Size of unit only 6 x 5 x 6 1/2in. high. Chassis is fully isolated from mains. Guaranteed 12 months. Only £5/19/8. Or Deposit 22/- and five monthly payments of 22/-, Send S.A.E. for leaflet.

## PLESSEY DUAL CONCENTRIC 12 in. P.M. SPEAKERS

(15 ohms), consisting of a high quality 12in. speaker, of orthodox design, supporting a small elliptical speaker ready wired with choke and condensers to act as tweeter. This high fidelity unit is highly recommended for use with our A8 or any similar amplifier. Rating is 10 watts. Price only £5/17/6. Or Deposit 13/- and nine monthly payments of 13/-.



## R.S.C. ULTRA LINEAR 12-WATT AMPLIFIER



## NEW 1956 MODEL A8 HIGH-FIDELITY PUSH-PULL AMPLIFIER WITH "BUILT-IN" TONE CONTROL, PRE-AMP. STAGES

High sensitivity. Includes 5 valves (807 outputs), High Quality sectionally wound output transformer, specially designed for Ultra Linear operation, and reliable small condensers of current manufacture. **INDIVIDUAL CONTROLS FOR BASS AND TREBLE "LIFT" and "CUT."** Frequency response 3 db. 30-30,000 c/c.s. six negative feedback loops. Hum level 71 db. down. ONLY 70 millivolts INPUT required for FULL OUTPUT. Suitable for use with all makes and types of pick-ups and practically all microphones. Comparable with the very best designs. For STANDARD or LONG PLAYING RECORDS. For MUSICAL INSTRUMENTS such as STRING BASS, GUITAR, etc. **OUTPUT SOCKET with plug provides 300 v. 20 mA. and 6.3 v. 1.5 a.** For supply of a RADIO FEEDER UNIT. Size approx. 12-9-7in. For A.C. mains 200-230-250 v. 50 c/c.s. Output for 3 and 15 ohm speakers. Kit is complete to last unit. Chassis is fully punched. Full instructions and point-to-point wiring diagrams supplied.

Unapproachable value at £7/15/- or factory built. 45/- extra. Carriage 10/- If required. Louvered metal cover with 2 carrying handles can be supplied for 17/6. Where an extra input socket with associated volume control is required for mixing purposes this can be provided for 13/- extra. **TERMS OF ASSEMBLED UNITS with extra input as mentioned above. DEPOSIT 25/6 and nine monthly payments of 23/4.**

## LINEAR "DIATONIC" 10-WATT HIGH FIDELITY AMPLIFIER.

Incorporating pre-amp. For A.C. Mains input 200-230-250 v. 50 c.p.s. A compact attractively finished unit with two separately controlled inputs, and outputs for 3 and 15 ohm speakers. Separate Bass and Treble controls. Five latest type miniature Mullard valves. Only 12 Gns. Send S.A.E. for leaflet and credit terms.

## W.B. "STENTORIAN" HIGH FIDELITY P.M. SPEAKERS.

HF1012, 10 watts, 15 ohm (or 3 ohm) speech coil. Where a really good quality speaker at a low price is required, we highly recommend this unit with an amazing performance. £4/10/8. Please state whether 3 ohm or 15 ohm required.

**P.M. SPEAKERS.** 2-3 ohm. 6in. Goodmans 17/9. 7 x 4in. Philips 19/8. 6 1/2in. Belsa 19/9. 8in. Belsa 19/9. 10in. B.S.A. 29/9. 12in. Plessey 3 ohm s. 19 watts. 59/6.

## SUPERHET RADIO FEEDER UNIT

Design of a high quality Radio Tuner Unit (specially suitable for use with any of our Amplifiers). A Triode Heptode P/Changer is used. Pentode I.F., and double Diode Second Detector. Delayed A.V.C. is arranged so that A.V.C. distortion is avoided. The W. Ch. Sw. incorporates Gram. position. Cont. os. Tuning, W., Ch., and Vol. Output will load most Amplifiers requiring 500 M.V. input depending on Ae. location. Only 250 v. 15 mA. H.T. and L.T. of 6.3 v. 1 amp required from amplifier. Size of unit approx. 9-6-7in. high. Send S.A.E. for illustrated leaflet. Total building cost is £4/15/-. Point-to-point wiring diagrams and instructions, 2/6.

**RECORDING TAPE.** 1,200 ft. Reels, Puretone, Medium Coercitivity, 15/9.

**Radio Supply Co. (LEEDS) LTD.**

**32 THE CALLS. — LEEDS, 2.**

Terms: C.W.O. or C.O.D. No C.O.D. under £1 Postage 1/9 extra on all orders under £2, 2/9 extra under £5 unless carriage charge stated. Full Price List 6d. Trade List 5d. Open to Callers: 9 a.m. to 5.30 p.m. Saturday until 1 p.m. S.A.E. please with all enquiries.

# G.W. SMITH & CO

## (RADIO) LIMITED

Phone: GERRARD 8204/9155  
Cables: SMITHEX LESQUARE

3-34 LISLE STREET, LONDON, W.C.2

### AMERICAN LIGHTWEIGHT HEADPHONES H-30-R

Magnetic type, resistance 50 ohms. Fitted with rubber earmoulds to fit inside the ear. Best quality, ideal for communication receivers, etc., supplied with lead, brand new, 15/- each. P.P. 1/6.

**BENDIX COMMAND TRANSMITTERS**  
Complete with all valves and crystal. Coverage 2.1 to 3 Mc/s., 29/6 each. P.P. 3/-.

**HEAVY DUTY L.T. TRANSFORMERS.**  
Input 230 volt 50 cycles. Output 17.5 volts 35 amps. (service rating, OK 50 amps). Brand new, 72/6 each. P.P. 5/-.

### 0.1 MA. METERS



Brand new moving coil meters, round flush mounting with 2 1/2 in. scale, calibrated 0/300 volts, complete with rectifier. Price 25/- each. P.P. 1/-.

**8 MFD. PAPER CONDENSERS.** Brand new TCC. Visconol type, 750 volts working, 5/6 each. P.P. 1/-.

**COPPER AERIAL WIRE.** Ex-U.S.A., 300ft. reel, 3/6. P.P. 1/-.

**HEAVY DUTY SLIDER.** 1 ohm 12 amps. Brand new, 6/6. P.P. 1/9.

### HEAVY DUTY MAINS ISOLATING TRANSFORMERS

Specification:—Primary 230 volts 3 amps. Secondary 230 volts 3 amps. (Service rating, OK 5 amps.). Ideal for laboratory or workshop use. Supplied brand new in original transit cases, £6/10/- each. P.P. 10/-.

**INSTRUMENT POTENTIOMETERS.** Brand new Colvren type. 100,000 ohms, 10 watts, 3 1/2 in. dia. Ideal for bridges, etc. 10/6 each. Ditto, twin gang, 5,000 ohms, 10/6 each. P.P. 1/6.

**460 KC/S B.F.O. UNITS.** Brand new and complete with IS5 valve, fully screened in aluminium case, only 8/6 each. P.P. 1/-.

### ROTARY CONVERTORS

Input 24 volts D.C. Output 230 volts 50 cycles, 100 watts. Supplied brand new, 92/6 each. P.P. 5/-.

### ALUMINIUM CHASSIS

Best quality, 18 s.w.g. Four sided, reinforced corners.  
6 x 4 x 2 1/2 in. ... 3/6  
7 1/2 x 5 1/2 x 2 1/2 in. 4/6  
11 1/2 x 7 1/2 x 2 1/2 in. 6/-  
10 1/2 x 7 1/2 x 2 1/2 in. 5/3  
13 1/2 x 9 x 2 1/2 in. 6/9  
Postage 1/- all sizes.

**POST OFFICE RELAYS AND KEY SWITCHES.** Extensive stocks available at "CHEAP" prices. All enquiries welcomed.

**MAINS NEON PANEL INDICATORS.** Chrome escutcheon. 200/250 v. Red, amber or clear, 3/9 each.

### A.C. MAINS BLOWER MOTORS

220/230 volts 300 watts. 1 1/2 in. diameter outlet. Housed in metal box and fitted with dust filter pads. Supplied complete with 4 spare filters, 2 way outlet adaptor and 2 lengths of hose. Brand new only £4/19/6 each. P.P. 7/6

### EX-NAVY SOUND POWERED TELEPHONES



This type requires no batteries to operate and can be fitted in moments. Uses hand generator for calling, giving an extremely loud buzzing note, and also a neon indicator. Ideal for field activities, factories, office, etc. Only 45/- each. P.P. 4/6.

### AMERICAN MULTI-RANGE TESTMETERS

1,000 ohms per volt, 400 microamp basic movement. Ranges as follows: A.C. and D.C. volts, 0 to 5,000 volts in 6 switched ranges. D.C. current, 1 mA., 10 mA., 100 mA., and 1 amp. Resistance measurement from .1 ohm to 1 megohm. Decibels from -10 db. to +15 db. The instrument is housed in a polished wood case, complete with leather carrying handle, test prods and battery. Guaranteed perfect order and tested before despatch. Price £5/19/6 each. P.P. 3/-.

### MODULATOR 67



These bargain instruments contain a COMPLETE A.C. MAINS POWER PACK. Input 230 volts 50 cycles. Output 350 volts. 120 mA. and 6.3 volts 5 amps. Choke and condenser smoothed and uses 5Z4 rectifier. (Transformer actually 200 mA.). Also included in the unit are 11 other valves, 5 SP61, 1 VR116, 2 EB34 and 3 EA50, and many other useful components, pots, resistors, switches, etc. Size of case 18 x 9 x 7 in., which is finished in grey. Supplied brand new, 49/6 each. P.P. 7/6.

### GOSSOR DOUBLE BEAM OSCILLOSCOPE, TYPE 339A

Operation 110/200/250 volts A.C. Ten time base positions, 6 cps. to 250,000 cps. Input frequency range, 10 cps. to 2 Mc/s. Offered in perfect operational condition, fully tested, £27/10/- each. P.P. £1.

### AMERICAN GEARED MOTORS



American 24 volt D.C. motor with built-in precision gearbox giving twin outputs 20 r.p.m. and 6 r.p.m. Will also operate on 12 v. giving reduced outputs. Size 7 in. x 1 1/2 in. Shaft dia. 1/8 in. Supplied brand new only 29/6 each. P.P. 3/-.

### MARCONI SIGNAL GENERATORS TYPE 390-G

Frequency coverage 16 to 150 Mc/s in switched ranges. 200/250 volt A.C. mains 50 cycle operation. Supplied brand new in original transit cases complete with calibration charts, instructions and complement of leads. £25 each. P.P. £1. Other types in stock.

### AMERICAN ROTARY GENERATORS

Input 12 volt D.C. Output 250 volts 80 mA. Fitted with blower attachment which can be easily removed if desired. Brand new 22/6 each. Ditto with 6 volt input 22/6 each. P.P. 3/-.



### AMERICAN BEACON TRANSMITTER RECEIVERS

RT 37/PPN-2. Brand new and boxed, complete with instruction book. Equipment comprises transmitter/receiver with 9 valves (5 3A5, 3 1S5 and 1 1R5), with built-in 2 v. vibrator power pack, spare vibrator, head-set, connector leads and 10ft. collapsible aerial. Frequency coverage 214/238 Mc/s. Price 72/6 each. P.P. 6/-.

**L.T. TRANSFORMER BARGAIN.** Input 200/250 volts. Output tapped, 3, 6, 9, 12, 24 or 36 volts 5 amps., 35/- each. P.P. 3/-.

### A.R.88 WAVECHANGE SWITCHES

Ceramic, 8 bank, 6 position, complete with screens. Brand new and boxed 17/6 each. P.P. 2/6.

### CRYSTAL MICROPHONE INSERTS



Sensitive, ideal for amplifiers, tape recorders, etc., 4/6 each. P.P. 6d.

**SMOOTHING CHOKE SNIP.** Brand new pameko chokes 5 henry, 200 mA., Res. 50 ohms. Only 5/6 each. P.P. 1/6.

### WESTON DUAL RANGE OHMMETERS

American test instruments by two famous manufacturers. Incorporates a 2 1/2 in. moving coil meter, ranges 0-2,000 and 0-200,000 ohms. Price 39/6 each, brand new with leads and leather carrying case. P.P. 2/6.

**INSTRUMENT TRANSFORMERS.** Type 1.—Pameko. Input 230 volts. Outputs 195 volts 85 mA. tapped 130 v. and 65 v. 6.3 volt 5 amp., 6.3 volt .3 amp. Price 14/6. P.P. 1/6. Type 2.—Midget. 220/240 volt input. Output 200 volts 25 mA. and 6.3 volt 1 amp. Price 10/6. P.P. 1/- Midget rectifier to match, 7/6.

### 6 VOLT VIBRATOR PACKS

6 volt D.C. input. Output 120 volts 30 mA. Fully smoothed, user standard Mallory 4-pin vibrator. Compact in size. Supplied brand new and boxed, 12/6 each. P.P. 2/6.

**JACKSON SHORT WAVE VARIABLES.** 75 pF. with twin ended spindle, 2/- each. Twin gang 100 pF., 3/6. P.P. 1/1-.

### HALLICRAFTER S.36A RECEIVERS

Frequency coverage 27 to 143 mc/s. A.M. or F.M. Built in "S" meter, operation 110/230 volt A.C. Supplied in brand new condition, £45 each. P.P. 15/-.

**DEAF AID EARPIECES.** Brand new, 30 ohm res., 3/6. Lead, 1/- P.P. 6d. 1 megohm pots w/switch, 1/- P.P. 6d.

### 50 MICROAMP METERS

A 2 1/2 in. flush mounting meter housed in a grey instrument case, complete with a chrome handle. Resistance 800 ohms. Supplied brand new and tested, 59/6 each. P.P. 3/-.

HOURS OF BUSINESS: 9 a.m.-6 p.m. Thursday 1 p.m. Open all day Saturday.

Please print name and address clearly.

**WANTED. ALL TYPES OF COMMUNICATION RECEIVERS. TEST EQUIPMENT AND VALVES. HIGHEST CASH PRICES PAID.**

**POWER UNIT TYPE 3**

A complete A.C. mains power pack, input 200/250 volts. Output 250 volts D.C. 100 m/a. and 6.3 volts 4 amps. Fitted with H.T. voltmeter and current meter. Fully smoothed, choke and paper condensers. Housed in grey case for 19in. rack mounting. Supplied in brand new condition, 72/6 each. P.P. 7/6.

**CHARGING AND MODEL TRANSFORMERS**

1. Pri. 200/250 v. Sec. 3.5, 9 or 17 v. 1 amp. 9/9.
2. Pri. 200/250 v. Sec. 3.5, 9 or 17 v. 2 amp. 14/3.
3. Pri. 200/250 v. Sec. 3.5, 9 or 17 v. 4 amp. 16/6.
4. Pri. 200/250 v. Sec. 6.3 v. 3 amp., 8 v. 1.5 amp., 9/6.
5. Pri. 200/250 v. Sec. tapped, 3, 4, 5, 6, 8, 10, 12, 15, 18, 20, 24 or 30 v. 2 amp., 18/6. P.P. 1/6 all types

**PANORAMIC ADAPTORS**

Brand new and boxed Ex-U.S.A. For use with receivers having an I.F. of 455/475 kc/s., giving a bandwidth of 200 kc/s. 110/230 volt A.C. operation. Price £30 each. P.P. £1.

**ELECTROLYTIC CONDENSER BARGAINS**

- All new stock.
- 8 m. 450 v. 1/9 30 m. 450 v. 3/3 18 x 16 m. 450 v. 2/4
  - 8 m. 500 v. 2/4 40 m. 450 v. 3/9 450 v. 1/3
  - 18 m. 500 v. 2/9 8 x 8 m. 450v. 3/6 16 x 16 m. 500 v. 3/3
  - 9 x 18 m. 600 v. 4/3 32 x 32 m. 450 v. 3/6
  - 32 x 32 m. 450 v. 3/6 32 x 32 m. 450 v. 4/3
  - 450 v. 4/8 50 x 50 m. 350 v. 4/3
  - 25 m. 25 v. 1/9 275 v. 3/9 100 m. 25 v. 1/3
  - 250 x 250 m. 50 m. 50 v. 1/9 6000 m. 6 v. 3/6
  - 8 v. 2/6 500 m. 12 v. 1/3
  - 1000 x 2000m. 8 x 16 m. 6d. P.P. on all 6 v. 3/6 600 v. 4/3 types.

**ADMIRALTY REFLEX RE-ENTRANT P.A. LOUDSPEAKERS**

Twin units. Impedance 3 ohms. Extremely sensitive and directional. Ideal for all outdoor work. Complete with 600 ohm line transformer. Price 32/6 each. P.P. 5/-.

**MINIATURE SLOW MOTION DRIVES**

Dia. 1 1/2 in. Scale 0-100, for 1/2 in. spindle. Complete with locking device. Brand new, 7/6. P.P. 1/-.



**L.T. METAL RECTIFIERS**

Full wave and bridged. 12 v. 1 amp., 6/3; 12 v. 2 amp., 9/3; 12 v. 4 amp., 13/9; 24 v. 4 amp., 22/6; 1/- P.P. all types.

**METER BARGAINS**

- 0/50μ amp. 2 1/2 in. Pj. MC..... 49/6
  - 0/100μ amp. 2 1/2 in. F.M.M.C..... 39/6
  - 0/50 M/amps. 2in. F.M.M.C..... 7/6
  - 0/150 M/amps. 2in. F.M.M.C..... 6/9
  - 0/200 M/amps. 2 1/2 in. F.M.M.C..... 9/6
  - 0/1 amp. R.F. 2 1/2 in. Pj. T.C..... 5/-
  - 0/4 amp. R.F. 2in. F.M.T.C..... 5/-
  - 0/300 volt D.C. 2in. F.M.M.C..... 10/6
  - 0/300 volt A.C. 2 1/2 in. F.M.M.C..... 25/-
  - 0/1.5 amp. A.C./D.C. 2in. F.M.M.I. 6/6
  - 20/0/20 amp. Lucas car type..... 8/6
  - 500/0/500μ amp. 2 1/2 in. F.M.M.C. 25/-
- ALL NEW AND UNUSED**
- 2 m/a meter rectifiers S.T.C..... 5/6

**R.1155 COMMUNICATION RECEIVERS, MODEL L**



Latest issue by the Ministry Similar to the model N, incorporating the trawler band. Frequency coverage, 200-500 kc/s., 600-1,500 kc/s., 1.5-3 mc/s., 3-7.5 mc/s., 7.5-18.5 mc/s. Supplied as new, aerial tested and complete with illustrated descriptive leaflet. Price £12/19/6 each. P.P. 10/-.

**R.1155 SUPER SLOW MOTION DRIVES**


Improved version as fitted to model L and N. Supplied brand new and boxed, 12/6 each. P.P. 1/6.

**373 MINIATURE 9.72mc/s. I.F. STRIPS**

Supplied brand new, complete with 6 valves, 3 EF91, 2 EF92, 1 EB91. 42/6 each. P.P. 2/-.

**L.T. TRANSFORMER BARGAIN**

Input 200/250 volts. Output 12 volts 5 amps. Brand new 12/6 each. P.P. 2/6.



**FIELD TELEPHONES**

Type Don Mk. 5. Buzzer calling. Ideal for inter office or house communication.

Supplied complete with two 1.5 volt cells, tested and ready to operate. Price only 39/6 each. P.P. 3/-.

**MARCONI U.H.F. SIGNAL GENERATOR T.F.517, MODULATION GENERATOR T.F. 675**

Complete station comprising TF 517 signal generator, frequency coverage 16-58 mc/s. and 150-300 mc/s. and TF.675 pulse modulator, repetition speed 50-3,000 cycles, pulse width 2-12.4 μ sec. Supplied brand new in original transit case with instruction book and full complement of leads. £42/10/- each. P.P. 30/-.

**MARCONI CRYSTAL CALIBRATORS**

Frequency coverage 170/240 mc/s. Directly calibrated, accuracy .001%. Operation 200/250 volts A.C. Supplied complete with 5 mc/s crystal and spare set of 5 valves, in original transit case, brand new with instructions. £4/19/6 each. P.P. 10/-.

**TRANSMITTER RECEIVER No. 19, Mk. II**



Equipment comprises 3 separate units built into one chassis and separate power pack. Specification: "A" set. Transmitter/receiver. Frequency coverage 2-4.5 mcs. and 4.5-8 mc/s. For R.T., C.W. or M.C.W. Range on R.T. 15 miles, C.W. 50 miles. Superhet receiver, 465 kc/s. I.P., B.F.O., etc. Ex. Valve line-up: 6K7, B.F., 6K8 mixer 2 6K7 I.F., 6B8 det. A.F. phone output. Tx 6K8 mixer, VFO, EF50 buffer, EB34 ADC. 807 P.A. "B" set. Transmitter/receiver 229/241 mc/s. Local use up to 1 mile. Valve line-up: CV6, 2 6K7 and 6V6. Inter Com. set, 2 valve A.F. amplifier for vehicle crew inter-communication. Valve line-up: 6K7 and 6V6. A 2 1/2 in. meter is built in reading L.T. and H.T. voltages, drive, etc. POWER UNIT. 12 volt D.C. input. Output 275 volts 110 m/a., and 500 volts 50 m/a. Equipment is of American manufacture and is supplied in good condition. Price, complete with power pack only £5/10/- each. P.P. 15/- Less power pack, £4/19/6 each.

**POWER UNIT 234**

A complete A.C. mains power unit in grey metal case for 19in. rack mounting. Input 200/250 volts A.C. Output 250 volts 150 m/a. and 6.3 volts 6 amps Double choke and condenser smoothed. Fitted with 2 1/2 in. moving iron meter for measuring A.C. input and D.C. output volts. Price 69/6 each. P.P. 8/6.

**VARIAC TRANSFORMERS.** Input 220 volts 50 cycles. Output variable from 200-240 volts 7.5 amps. Price 87/6 each. P.P. 5/-.

**SOUND POWERED EARPIECES.** Can be used as a two-way communication, no batteries required. New, 3/6 each. P.P. 1/-.

**DYNAMO EXPLODER UNITS**

Used for detonating explosive charges. Operation is by hand generator, giving 1,800 volts D.C. across output terminals. Ideal also for use as photo flash generator. Supplied brand new only £3/19/6 each. P.P. 5/-.

**HEATER TRANSFORMERS.** Brand new. 230 volt input. 6.3 volt output 1.5 amps. 5/9 each. P.P. 1/-.

**SURPLUS SPEAKER BARGAINS**

All new and unused

- Elac 5in. 3 ohm, 17/6; Elac 6 1/2 in. 3 ohm, 17/6;
- Elac 8in. 3 ohm, 19/6; Elac 10in. 3 ohm, 27/6;
- ROLA 7X4 elliptical 3 ohm, 18/6; Plessey 2 1/2 in. 3 ohm, 16/6; Plessey 10X7 elliptical 3 ohm, 27/6; Goodmans 3 1/2 in. 3 ohm, 17/6;
- Std. pentode o/p transformer, 4/6.

**SMOOTHING CHOKES**

ALL NEW AND UNUSED

- G.B. 20h 175 m/a., 10/6; Parmeko 9H. 100 m/a., 7/6; Parmeko 8H. 50 m/a., 5/6;
- Parmeko C core. 4H. 22.5 m/a., 4/6;
- Collins 8H. 100 m/a., 8/6; Parmeko swinging choke, 3.6-4.2H. 250 m/a. 20H. no D.C., 10/6; 15H. 60 m/a., 5/6; STC 10H. 60 m/a., 4/6. 20H. 120 m/a., 10/6; 15H. 300 m/a., 10/6; Rich/Bundy 50H. 120m/a., 15/6.

**"C" CORE E.H.T. TRANSFORMER.** Input 230 v. Output 3,850 volts 5 m/a. 4 v. 2.5 amps., 4 v. 1 amp. Supplied brand new and boxed, 52/6 each. P.P. 3/-.

**H.T. TRANSFORMER BARGAIN.** Inpu. 200/250 v. Output 250/0/250 v. 200 m/a. 6.3 v. 4a. 5 v. 2 a. Brand new, 27/6 each. P.P. 2/6

**G.P.O. BELL UNITS No. 1**

Supplied brand new in wooden box, complete with two bells, induction coil and condenser, 7/6 each. P.P. 2/6.

**ROTARY CONVERTORS.** Input 24 volts D.C. Output 50 volts A.C. 50 watts. Brand new, 29/6 each. P.P. 3/-.

**WAFER SWITCHES.** Small. 2 p. 2 w. 1/6. 3 p. 4 w. 2/6. 4 p. 3 w. 2/6. 2 p. 6 w. 2/6. 1 p. 12 w. 2/6. Meter switch 2 p. 11 w. 2 band, 2/6. Ceramic 4 p. 4 w. 2 bank, 3/6. Large Tx ceramic, 2 p. 6 w. 2 bank, 7/6.

**VALVE BARGAINS**

Large stocks held. Few examples:

- 5V4 8/6, 6AG5 3/6, DK96 9/6, EY51 10/6,
- EF86 12/6, 6V6-6/6, DL96 9/6, EF80 10/6,
- EL84 12/6, 5U4 8/6, 6X5 7/6, PX25 15/6,
- DF96 9/6, ECF80 12/6, EZ81 10/6, 6H6 1/9,
- 6SN7 6/6, DAF96 9/6, ECF82 12/6,
- ECC83 10/6, 6I6 3/6, KT65 12/6, DF91 7/6,
- ECC84 12/6, ECL80 11/6, 2D21 10/6,
- VU111 1/9, EF39 5/6, ECH42 10/6,
- ECH81 10/6, EF37A 10/6.

ALL NEW AND GUARANTEED

**GW. SMITH & CO (RADIO) LIMITED**

Phone: GERRARD 8204/9155  
Cables: SMITHEX LESQUARE  
334 LISLE STREET, LONDON, W.C.2

# SAMSON'S SURPLUS STORES

**HEAVY DUTY SLIDING RESISTORS.** 3.1 ohm 20 amp. geared drive, 32/6. 9.75 ohm 10 amp. geared drive, 32/6. 5.3 ohm 8 amp. geared drive, 29/6. 500 ohm 2/0.36 amp. geared drive, 27/6. 1100 ohm 0.4 amp. horizontal sweep control, 17/6. 1 ohm 12 amp. slider control, 8/6. 0.4 ohm 25 amp. geared drive, 15/6. 50 ohm 1 amp. geared control, 10/6. 95 ohm 3.3 amp. no control but fitted with adjustable tappings, 22/6. 850 ohm 0.55 amp. fixed completely enclosed, 17/6. 12in. field rheostats, 38 ohm 5.6 amp. res. out, 2.1 amp. res. in, 45/-. Postage on all resistors, 3/-. Many other types available. Let us know your requirements.

**NEVLIN 3,000 WATT AUTO TRANSFORMERS.** Input 200-250v.—Output 110v. Completely enclosed in grey metal case with input voltage selector switch and fuses, supplied brand new at a fraction of maker's price, £9/15/0.

**VARIAC TRANSFORMERS.** Input 115v. Output 0-130v. 5 amp. cont. 7.5 amp. max., 65/-.

**HOOVER A.C. 230v. HOT AIR BLOWERS.** Element enclosed in 4ft. flexible metal tubing. Supplied brand new at a fraction of maker's price—£6/10/-, Carriage extra.

**S.T.C. FIELD-HAND TELEPHONES.** Type YA 7783. A self-contained unit. Measuring 9 x 2½ x 2½in., which can easily be held in the hand. With built-in buzzer and battery compartment. Complete with 4½v. battery. Supplied brand new at a fraction of maker's price, 65/- each. Postage and packing 2/6.

**CONSTANT VOLTAGE TRANSFORMER** by Sola U.S.A. Pri. 90-125v. or 190-250v. Sec. 115v. at 2KVA. Pri. and Sec. completely isolated for 50 or 60 cycle operation. Approx. weight 200 lb., £19/10/- each. £35 per pair. Ex warehouse.

**BRAND NEW A.M. BLOCK CAPACITORS.** By famous makers. 10 mfd. 500 v. wkg. at 60 deg. C. sub chassis mounting. 6/- 8 mfd. 1,500 v. wkg. at 60 deg. C. 7/6. 8 mfd. 600 v. wkg. at 71 deg. C. 6/6. 4 mfd. 800 v. wkg. at 160 deg. F. 4/9. 4 mfd. 400 v. wkg. at 160 deg. F. 3/9. 2.25 mfd. 2,000 v. wkg. at 160 deg. F. 6/6. 0.5 mfd. 2,000 v. wkg. at 140 deg. F. 3/9. American 1 mfd. 750 v. wkg. 2/6. 2,000 plus 2,000 mfd. 12 v. wkg. 5/-. Postage on all condensers 1/6.

**MINIATURE ACCUMULATORS MADE BY WILLARD CO.** Set of four in sealed container comprising three 36 v. 0.2 A.H. Size 3½ x 1½ x ¾in. Weight 5½ oz. and one 6 v. 1.2 A.H. Size 3½ x 1½ x ¾in. Weight 4½oz. Set of four 12/6. P.P. 1/6.

**BRAND NEW HIGH-GRADE HYPODERMIC SYRINGES** with one needle. Ideal for the above batteries. 4/6. P.P. 9d.

## Special Offer of LOW VOLTAGE GEARED MOTORS MADE BY A LEADING AMERICAN MANUFACTURER



**TYPE B91.** Designed for 27½ v. D.C. Operation on 24 v. D.C. No. 1 drive 24 r.p.m. No. 2 drive 6 r.p.m. and on 12 v. D.C. No. 1 drive 16 r.p.m. No. 2 drive 4 r.p.m. Overall size of motor and gear box, 7½in. x 3½in. x 3in. Weight 1 lb. 14 oz. Supplied brand new at a fraction of the maker's price. 22/6, postage and packing 1/6.

**TYPE B92.** Designed for 12-volt D.C. Gear box fitted with two ½in. dia. drives, fitted with cams which operate a double-ended plunger spindle. This assembly can easily be removed if not required. No. 1 drive 20 r.p.m. at 12 v. D.C. 15 r.p.m. at 6 v. D.C. No. 2 drive 5 r.p.m. at 12 v. D.C. 3 r.p.m. at 6 v. D.C. 32/6, postage and packing 1/6.

169/171 Edgware Road, London, W.2. Tel.: PAD 7851  
125 Tottenham Court Road, W.1. Tel.: EUS 4982

All orders and enquiries to our Edgware Road branch please. This is open all day Saturday.

## See these bargains at

### BENDIX COMMUNICATIONS RECEIVER M.N. 26C

A superb 12 valve receiver covering 150-1,500 kc/s in 3 bands, 150-325, 325-695, 695-1,500 kc/s. I.F. frequency 112.6 kc/s. Valve line up: 6K7 1st and 2nd R.F. 6L7 Mixer. 6J5 Oscillator. 6K7 I.F. Amplifier. 6B8 1st and 2nd Det and A.V.C. 6J5 B.F.O. 6F6 Audio Output. Also Radio Compass output stage; 6N7 Compass Modulator. 6N7 Audio Oscillator. 6K7 Loop Amplifier. 6K7 Compass Output. Power Supply 28 volt D.C. 1.6-amps to internal Motor Generator, which can be easily changed for 12 volt Generator as unit was designed for both supplies. (Details available). THE PERFECT CAR RADIO size 15½in. x 11½in. x 6in. For A.C. mains operation, supply required: 6.3 v. and 230 v. 100 mA. Circuit diagram and connection chart free with each unit. Price £3/10/- plus 10/- carriage.





### GYRO UNIT AND INVERTER

Inverter: 12 volt D.C. input, 3 phase 190 cycle output. (These in verters can be used successfully as 12 v. D.C. Motors for Models. Gyro Unit: operates on 3 phase output from Inverter. Peak speed 11,400 r.p.m. Caged. Precision made equipment. These units are ideal for experimenting and demonstration purposes. Size: Inverter 4x3x3in.; Gyro 4in. dia. incl. cage. Price 12/6 per pair, plus 3/- p.p.

### R.F. UNITS

R.F. 24 20-30 Mc/s. Switched Tuning. Valved ..... 9/6 each  
R.F. 25 40-50 Mc/s. Switched Tuning. Valved ..... 9/6 each  
R.F. 26 50-65 Mc/s. Variable Tuning. Valved. Damaged dials.... 20/- each  
Perfect dials ..... 25/- each  
Packing and postage 3/- each type.



### POWER UNIT Type 173

24 volt D.C. input, 120 v., 60 mA. output. Containing Vibrator Transformer, 12 volt Vibrator, two 120 volt Selenium Rectifiers. Chokes and Condensers. Size 10½in. x 6in. x 3in. Price 12/6, post paid.

### MAINS POWER UNIT

TYPE 234

(For use with Receiver R1392) Double Smoothed 200-250 v., 50 c. Input 240 V. 100 mA. 6.3 at 6 amps. with Volt Meter reading input and output voltages. Size: 19in. x 10in. x 6½in. Standard Rack Mounting. Price £4/10/- each, plus 10/- carriage.



### COMMUNICATIONS RECEIVER CG.46116

(General Electric U.S.A.) Highly sensitive receiver 1,500 to 9,000 kc/s. (200-232 metres) continuous coverage with overlaps in 4 channels. 3 I.F. stages, 2 R.F. stages and I.F. break-through trap. B.F.O. and O/P. Valve line up: 5 12SK7s, 12K8, 12SR7, 12A6. Neon static in antenna circuit. Fully valved £8/10/-, plus 10/- pack. and carr.

### BEACON RECEIVER BC1206A

Covering 200-400 kc/s. Valve line-up: 6K7 RF; 6SA7 frequency changer; 6SK7 I.F. amplifier; 6SQ7 det; 28D7 O/P. This was designed to run on 24/28V D.C. HT/LT. Excellent basis for car radio; size 6x5x4in. Good working order. £3/5/- each, plus 5/- carr.



# PROOPS

BROS. LTD.



# PROOPS

BROS. LTD. —

# The Walk-around Shop

## MAINS CHANGING TRANSFORMER

(Admiralty Pattern). 230/100-110-130 v. Separate primary and secondary with earthed screen winding between. Totally enclosed in 7 x 6 x 8 in. black steel case with detachable lid exposing terminal block and tapping link. Secondary very conservatively rated at 0.44 amp. (core size 3 sq. in.). Tested to 2,000 volts. Weight 19 lb. Price £1 each, packing and postage.

### VALVES:

6SH7 .....	3/3	12SC7 .....	6/-	6G6 .....	3/-
3A5 .....	5/6	OZ4 .....	5/-	6SN7 .....	6/6
6V6M .....	8/6	6AC7 .....	6/-	954 .....	1/9
VR56 .....	5/-	VR54 .....	2/-	12Y4 .....	1/-
VT501 .....	2/6	6H6 .....	2/-	(VR91) .....	5/-
12H6 .....	2/-	12SH7 .....	2/9	(EF50) .....	
6L7 .....	5/6	VT52 .....	2/6	VR136 .....	5/-
12A6 .....	5/-	6J6 .....	3/6		

On orders up to 4 please allow 3d. postage on each. On quantities of 5 or over 1/- up to 12.



## AN/APN.1 TRANSDUCER

This Unit consists of Magnet and Coil which is attached to an aluminium diaphragm suspended freely and perforated to prevent air damping. Mounted on a Ceramic cover which sits over the diaphragm is a form of 2-gang capacitor which has a swing from 10-50 pF.

The above unit is used as part of Wobbulator described on page 252 of the June 1956 "Wireless World." Price 7/6 p.p.

## TRANSFORMERS


**HEATER TRANSFORMERS.** 6.3 volt, 1½ amp.; brand new, 6/6, plus 1/- p.p.

**SMALL MAINS TRANSFORMERS.** Input 230V 50 cycles, output 250V. 40 mA., 6.3V. 1.5 A. Size 3.9 x 2.4 x 2 in. Ideal for TV converters. Price 12/6 each, plus 1/- p.p.

**CHARGER TRANSFORMERS.** For 6 or 12 volt; 230 volt 50 cycles input, 9 and 17 volt 3 amp. output. Price 15/6 each, plus 1/- p.p.

## U.S.A. ALTITUDE SWITCHES

Totally enclosed incremental network of 14 x 2.5K ohms 10% 1 watt resistors on two bank 11 way Yaxley type switch unit. Insulated mounting range and handsome glass covered dial with large central switch knob covering 11 positions in steps of 25 "feet." Rear socket, 4 connections to network and earthing point for screening. 3 in. dia. x 5 in. long. Brand new, boxed, 4/- post free.



## POST OFFICE COUNTERS

500 ohms, 4 figure no reset; size 5 x 1½ x 1 in. 5/- each p.p.

## HEATER ELEMENTS

230 volt 500 watt. Size 10½ in. long, 1½ in. wide, ¾ in. deep. This unit is totally enclosed and could be termed a Black Heater. Flanges turned up at either end, drilled for ¼ in. clearance makes easy fixing. Superb element for heating greenhouses, the home (preventing freezing, etc.). Price 5/- each, post paid.

## I.F. AMPLIFIER 'UNIT



460 kc/s. with IT4. Brand new and boxed. Fully screened in plug-in box. Size 2½ in. x 1 in. x 4½ in. Price, with circuit, 10/- each, plus 1/- p.p.

## BENDIX INVERTER

Type 12123-1-A. 24 volt D.C. input. 115 volt 3 phase 400 cycle .5 amp. Size: 9 in. long, 4 in. dia. 6 in. high including connector box and voltage regulator. Price £4 each, plus 5/- p.p.


## SPECIAL OFFER MALLORY VIBRATOR PACKS

12 volt, 150 volt 40 mA. Brand new and boxed, size 5½ in. x 5½ in. x 3 in., 12/6 each p.p.

## 'S' BAND PRECISION WAVEMETER

2,900 to 3,150 Mc/s. TEST SET 288 A.M. Ref. 10SB/6161.

Comprising exceptionally rugged silver-plated Wavemeter Type 1665, resiliently mounted and directly tuned by 1½ in. dia. calibrated micrometer with 6½ in. thimble scale. Temperature correction for micrometer attached. Resonance indicated on 100 microamp meter. Equally suitable for laboratory using milliwatt powers or, with loose coupling, for high powers. UR21 connecting cable and coupling probe supplied. Brand new in robust moisture-proof case with jacking-off screws and tool. Price £15, plus £1 packing and carriage.



## MORSE KEYS No. 2


Mk. 3, 8 amp. ZA.16929. New and boxed. Size 3½ in. x 1½ in. Price 2/6 post paid.

## CARBON HAND MICROPHONES

Type 4 with lead. New and boxed. 7/6 each plus 1/- post.

## A.P.Q.9 RADAR JAMMING UNIT

Containing 913A Photo Multiplier Cell, complete with resistance network and lightproof box. Wide band amplifier (2) 6AC7 and 6AG7, driving a pair of parallel 807s which Grid modulate a pair of 8012s in push pull. Lecher lines, these cooled by blower motor. Cathode loaded by co-axial stubs which simultaneously guillotine tune anode and grid lines with a counter mechanism. Output is matched to aerial by a matching stub. Suitable for use in centimetric bands. Brand new. Price £5, plus 10/- packing and carriage.




## BOOST GAUGES

2 in. dia.; suitable after minor adjustment as car induction manifold meter. 2/6 p.p.

## RADIO ALTIMETER

5 mA. panel mounting meter, 3 in. dia., 8 in. circular scale. Large magnet. Scale easily removable leaving finished face-plate for re-calibration. Basis for sensitive portable multimeter. Brand new, boxed, 7/6 post free.



## CHARGER RECTIFIER


12 volt 4 amp. full wave. Size 4½ in. dia. by 2½ in. Whit. fixing bolt protruding ½ in. either side. Price 12/- each, plus 2/- p.p.

## RELAYS

Sensitive Single Pole changeover 2,000 ohm Coil. 10 volt D.C. Mounted on insulated base 2½ x 2½ x ½ in. American manufacture. New and boxed. Price 12/6, p.p.  
4 Pole changeover. Miniature Relay 200 coil. 24-27 volt D.C. Size 1½ x 1½ x 1½ in. American manufacture. Price 7/6, p.p.

## ABSORPTION WAVEMETER

Easily converted to 2 meters or 70 cm. In Copper-plated metal case 3½ x 4½ x 5½ in. with dial calibrated 0-100 and 80 v. Neon tube. Coverage approx. 190-210 Mc/s. New, 6/6 each, post paid.



DEPT. 'W' 52 TOTTENHAM COURT ROAD • LONDON W.1. • Telephone: LANgham 0141

NOTE: Carriage prices quoted apply only to England and Wales

Mail order enquiries: Telephone: EUSton 8812

Shop hours 9 a.m. to 6 p.m.—Thurs.: 9 a.m. to 1 p.m.

OPEN ALL DAY SATURDAY


**RADIO-GRAM CHASSIS** 5 VALVE SUPERHET, LATEST B.V.A. MIDGET SERIES VALVES

3-WAVEBANDS:—L.W. 800m-2000m, M.W. 200m-550m, S.W. 16m-50m. Chassis size 13½ × 5½ × 2½in. Attractive Glass Dial 10 × 4½in. edge lit by 2 pilot lamps. Horizontal or Vertical Station Names and 4 control knobs, walnut or ivory to choice, 4 position W/C switch, L.M.S. and Gram, P.U. sockets. Modern circuitry, all coils adjustable, dust cored and only quality components used throughout. Delayed A.V.C. and neg. feedback. A.C. mains 200-250 v. Double wound trans. isolates chassis from mains. Aligned and calibrated ready for use.

**BRAND NEW & GUARANTEED £9.19.6 Carr. and ins. 4/6**  
8" and 10" speakers suitable for this chassis available.

7-Valve De Luxe, push-pull version 7 watt output £12.10.0. Carr. & ins. 5/-

**MULLARD "3-3" QUALITY AMPLIFIER**



An ideal companion unit to the JASON Tuner. A really first-class 3-valve 3-watt Amplifier giving H.F. quality at a reasonable cost. Mullard's latest circuit. Valve line up: EF86, EL84, EZ81. Extra HT and LT available for Tuner Unit addition.

Variable treble cut and bass boost controls, sensitivity 100 MV for 3-watt output. Frequency response + or - 1 db, 40 c/s to 25 kcs.


Complete amplifier wired and tested with quality sectionalised output transformer to Mullard specification (less speaker) **£8.8.0** Carr. and ins. 4/6.

**ELECTROLYTICS** *Leading Makes New Stock*

TUBULAR	CAN TYPES	80 ohm CO-AXIAL
25/25 v., 60/12 v. 1/9	8+8/450 v. . . . . 4/6	<b>SPECIAL</b> —Semi-air spaced polythene standard in. diam. Stranded copper. Ferrites losses cut 50%. 9d. yard.
50/50 v., 4/500 v. . . . . 2/-	8+16/450 v. . . . . 5/6	Standard in. Grade A, 8d. yard.
100/250 v. . . . . 1/9	8+16/500 v. . . . . 5/6	<b>COAX PLUGS 1/2. SOCKETS 1/6.</b>
8/450 v. . . . . 2/3	16+16/500 v. . . . . 6/-	<b>COUPLERS 1/3. OUTLET BOXES 4/6.</b>
8/500 v. . . . . 2/9	16+16+8/350 v. 5/6	<b>BALANCED TWIN FEEDER</b> per yd., 6d.
8+8/500 v. . . . . 4/6	32+32/350 v. . . . . 5/6	Special 300 ohm. <b>TWIN FEEDER</b> 8d.
8+16/450 v. . . . . 5/-	32+32/275 v. . . . . 4/6	<b>TWIN SCREENED FEEDER</b> per yd., 1/3.
16/450 v. . . . . 3/6	50+50/350 v. . . . . 6/6	<b>50 OHM COAX CABLE</b> 8d. per yd., 4in.
16+16/450 v. . . . . 5/6	60/350 v. . . . . 6/6	<b>ATTENUATORS</b> 6db, 12db, etc., from 4/6. Band 1-3 Cross-over filter unit from 7/6.
32/350 v. . . . . 4/-	60+250/275 v. 12/6	<b>SPEAKER FRET</b> —Expanded Bronze anodised metal 8 × 8in., 2/3; 12 × 8in., 3/-; 12 × 12in., 4/3; 12 × 16in., 6/-; 24 × 12in., 8/6, etc.
32/500 v. . . . . 5/-	64+120/275 v. 11/6	<b>TYGAN FRET</b> (Murry pattern) 12in. × 12in., 2/-; 12 × 18in., 3/-; 12 × 24in., 4/-, etc.
32+32/350 v. . . . . 5/6	100+200/275 v. 12/6	
32+32/450 v. . . . . 6/6	100/270 v. . . . . 6/6	

**CONDENSERS**—Mica, Silver Mica. All pref. values, 3 pf. to 1,000. 6d. each. Ditto ceramics 9d. each. Tubulars, 450 v. Hunts and T.C.C. .001 mfd. -.01 and 1/350 v., 9d. each. .02-1/500 v., 1/- each. .25 Hunts, 1/6. .5 Hunts, 1/9.

**JASON F.M. TUNER UNIT 87-105 m/cs**



Kit of parts to build this modern and highly successful unit complete with drilled chassis and J.B. dial, wound coils and screening cans, 4 VVA miniature valves and all necessary quality components, etc., for only £8/10/- post free. Superior dial calibrated mcs. edge lit by 2 pilot lamps, 12/6 extra, as illustrated. Power Pack components kit including double wound mains transformer, £2/5/- extra. Tested and approved by "Radio Constructor," etc. Illustrated handbook with full details, 2/-, post free.

**RESISTORS**

Carbon type. Pref. values 10 ohms-10 megohms, 20% Tol. ± w. 3d.; ± w. 5d. 1 w. 6d.; 2 w. 9d.; 10% Tol. ± w. 9d.; 5% Tol. ± w. 1/-; 1% Hi-stab. ± w. 2/-.

**WIRE WOUND TYPES**

Wire ends. Silicone coated. 25 ohms-10,000 ohms, 5 w., 1/3. 10 w. 1/6. 15 w. 2/-.

**LINE CORD** 3s, 60 ohms per ft., .2s, 100 ohms per ft., 2 way 6d. per ft., 3 way 7d. per ft.

**LOUDSPEAKERS**

F.M. 3 OHM. 5in. Celes. 17/6; 8in. Celes. 18/6; 7 × 4in. Goodman's Elliptical 13/6; 8in. Etac, 20/-; 10in. R. and A. 25/-; 12in. Plessey, 35/-; 21in. Plessey, 16/6; 24in. Magnans 12in. Audiom 50, 15 ohms, 20/15/-.

**S.T.C. RECTIFIERS**

E.H.T. types, K3/25 2 kV., 5/-; K3/40 3.2 kV., 6/9; K3/45 3.6 kV., 7/3; K3/50 4 kV., 7/9; K3/100 8 kV., 12/9, etc. Mains types. RML 125 v. 60 mA., 4/6; RME 125 v. 100 mA., 4/9; RM3 125 v. 120 mA., 6/9; RM4 250 v. 250 mA., 12/6. RMB type 250 v. 275 mA., 17/6. LT types P/W bridge 6-12 v. 11/-, 8/9; 3 a., 15/8; 4 a., 18/6; 6 a. 24/6 each.

**PRE-SET W/W POTS**

T.V. knurled slotted knob type. 25 ohms to 30,000 ohms, 3/-; 50,000 ohms, 4/-; 50,000 ohms to 2 Megohms (carbon), 3/-.

**VOLUME CONTROLS**

Midget box type, long spindles, all values 10,000 ohms to 2 Megohms, Less sw., 3/-; S.P. sw., 4/-; D.P. sw., 4/9. Linear types all values 10,000 ohms to 2 Megohms, less switch 4/-. Guaranteed 12 months.

**TRS RADIO COMPONENT SPECIALISTS**

70 BRIGSTOCK RD., THORNTON HEATH, SURREY

Phone: THO 2188. Hours 9 a.m.—6 p.m., 1 p.m. Wed. Open all day Saturday. By THORNTON HEATH STATION. Buses 130A, 133, 169, 166 190.

Terms: C.W.O. or C.O.D. Kindly make cheques, P.O.s, etc., payable to T.R.S. Post and Packing up to 7d., 1lb. 1/1, 3lb. 1/6, 5lb. 2/-, 10lb. 2/9. Bargain Lists, 3d.

**H.R.O. COILS**, 50-100 kc/s, 100-200 kc/s, 180-400 kc/s, 0.9-2.05 mc/s, 1.7-4 mc/s, 3.5-7.3 mc/s. Price 25/- each. Band spread 1.7-4 mc/s, 3.5-7.3 mc/s. Price 45/- each. Packing and Carriage 4/-.

**ROTARY CONVERTER UNITS**. Input 11.5-12.5 v. D.C. Output 300 v. 200 m/amps. D.C. Price 30/-, Packing and carriage 15/-.

**AMERICAN VALVE TESTER Model 314**. Individual lever switches for each tube element. Roll Chart for American type valves. 220/30 v. A.C. Brand new in nice wooden case with leather handles. Full instruction booklet. £10. Carriage 10/-.

**HIGH RESISTANCE HEADPHONES**. 2,000 ohms. Brand new, ex W.D., boxed. Type D.H.R. 11/- per pair, postage 1/6.

**SMOOTHING CHOKE**. Heavy duty 90 ohms 200 mA 10H. 10/6.

**MINIATURE AF CHOKE**. (1in. dia. × 1½in.) 3H 30 mA. 7/6.

**1155L RECEIVERS COVERING TRAWLER BAND**. Frequency range 200 kc/s-500 kc/s and 600 kc/s-18.5 mc/s. Working and guaranteed. £12/19/6. Packing and carriage within U.K. £1.

**30 AMP. ROTARY SWITCHES**. 4 pole changeover, 8/- each. Postage 1/6.

**BURGESS MICROSWITCHES**. 1 make, 1 break, 5 amps, 250 v. A.C. or 10 amps, 125 v. A.C., ½ h.p. 2/6 ea.

**J. P. ELECTRIC**

MAIL ORDER DEPT.

156 ST. JOHN'S HILL · LONDON · S.W.11

**UNIVERSAL ELECTRONICS**

M.I.T. Radiation Laboratories

**Spectrum Analyser**

**Type TSX-4SE**  
(3 centimetre)

The TSX-4SE Spectrum Analyser is an ultra-high frequency receiver with an oscilloscope indicator, in which the local oscillator is frequency-modulated by a sawtooth voltage proportional to the sawtooth sweep on the oscilloscope tube. It is used for observing the spectra of the pulsed oscillators, tuning receiver local oscillators, adjusting defective r.f. components, measuring large standing-wave ratios, and measuring the Q of resonant cavities.

**ENQUIRIES AND INSPECTION INVITED**


**SPECIFICATION:** Tuning range—8,630 Mc/s-9,550 Mc/s (723/AB klystron). Frequency calibration by means of a pip provided by a reaction type cavity wavemeter. I.F. frequency 20 Mc/s. Receiver band width 50 kc/s. Receiver gain 130 db, 4 I.F. stages, 3 video stages. Sweep frequency variable from 10 to 20 cps. Attenuation graduated from 0-100 with calibration factor of 1.0 db/div. above 10.

**MANUALS**

for Communication Receivers £1.7.6 each. AR88D-LF, AR77E, HQ120, HQ129X, R107, S20R, SX24, SX28, B2, TX/RX, HRO's, etc.

22/27 LISLE STREET, LONDON, W.C.2  
Write, Call or Telephone GERrad 8410

# Best Buy at Britain's



**COMPONENT BRIDGE Q/D211.** Brand new manufacturer's surplus in original packing 10 pFd to 100 mFd. 10 ohms to 100 megohms 1 H to 100 H. Leakage test 200, 400 and 600 v. Provision for polarising electrolytics on test, measuring against external standards, power factor measurements, etc. 8½ x 12½ x 6½ inches. Wt. 19lb. For 200-250 v. A.C. mains. Supplied tested and complete with instruction manual, £11/19/6, plus 7/6 carriage.



**AUTOMATIC MONITOR Q/D231.** Intermittent faults steal your profits. Employ one of these "Phantom Engineers"! Soak tests 3 receivers or amplifiers simultaneously and SILENTLY. If fault occurs, a buzzer sounds and a red pilot light indicates which set. Pressing "Intermittency Check" shows whether fault has cleared or is permanent. For 195-255 v. A.C. mains. Complete with 8 valves, all connecting leads, and Instruction Manual. 14½ x 8½ x 6½ inches, wt. 19lb. In original packing, £7/19/6, plus 7/6 carriage. S.A.E. for full details.



**SIGNAL GENERATOR Q/D051.** 30 Kc/s. to 100 Mc/s. in 8 ranges. Internal mod. 30% at 400 c/s. Audio output 3 v. Provision for external mod. or external pattern mod. Double screening throughout. Force output of 1 v. or attenuator for 0-100 millivolts. Carrier level meter. Calibration accuracy ±1%. 14½ x 8½ x 6½ inches. Wt. 28½lb. A portable laboratory instrument for only £25, plus 10/- carriage.

**AVO VALVE TESTERS.** Roller panel type, with cut-out. New purchase enables us to offer these in very good condition, in transit case and full working order for ONLY £7/19/6 carriage paid

**INSULATION TESTERS** by Record Electric. 0-50 Megohms. Test voltage 500. In perfect working order. Complete in leather carrying case. £9/19/6.

**OUTPUT POWER METERS.** Ex-W.D. No. 3, Mk. 2 (Windsof 150 A.). Impedance ranges 2.5 to 20,000 ohms in 40 steps. Power ranges 0-5, 50, 500 milliwatts, and 0-5 watts. Also scaled in dB, 3½in. M/C meter. In oak case, 10½in x 8in. x 5½in. In good condition. Tested. £15.

**VIBRATOR PACKS.** Input 6 v D.C., Output approx. 100 v. D.C. at 30 m/Amps, fully smoothed and R.F. filtered. Size 6½ x 5 x 2in. Fitted with Mallory 629C vibrator. Brand new. Boxed. 12/6.

**Two-Way MORSE TRAINING SETS,** W/T Mk. 3. Consists of 2 valve oscillators (ARPI2's) (one with pitch control), for 1 or 2 operators. Has provision for creating "atmospherics." In polished oak case 12½in x 10in x 8in., wt. 16lb. Complete with valves, leads, 2 keys, 7-way terminal board, circuit and instructions, but less batteries and phones. Ideal for Cadets, Scouts, etc. SNIP, 19/6.

**JACK BOXES.** A small metal box fitted with 9 miniature insulated Igranic jack sockets Brand new. SNIP, 12/6.

**MOTOR ALTERNATORS.** Input 80 volt D.C. at 16 amps. Output 80 volt A.C. 2,000 c/s, at 8 amps (650 V.A.). Built-in voltage regulator. Brand new. Crated. 79/6. Carriage 15/-.

**HEAVY DUTY BLOWERS.** For 200-250 v. A.C./D.C. mains, 300 watts. With 1½ inch diam. twin "V" shape outlets, 2 lengths of hose, 4 spare filters, and brushes. Suitable for industrial use, forges, etc. Brand new, £4/19/6.

**HEAVY DUTY LT TRANSFORMERS.** 230 v. A.C. mains input. Secs. 5-0-5 v. 5-0-5 v., and 5-0-5 v., all at 5 amps., each winding. 5, 10, 15, 20, 25, or 30 v. at 5 amps., or other possible combinations. 4½in. x 4½in. x 6in. high. Wt. 12lb. BRAND NEW, 29/6.

**U.S.A. potted type, input 210/220/230 v., 5 secondaries, 7.5 v. 4 a., 7.5 v. 4 a., 7.5 v. 8 a. and 2.5 v. 5 a., ALL centre tapped, and 6.3 v. 4 a. These can be connected to give many useful voltages up to 31 v. 4 a. Size 6in. x 5in. x 4in. Wt. 14½lb., price 35/-.**

**HEAVY DUTY SLIDER RESISTORS.** 0.4 ohm, 25 amps., 250 watts, worm drive 7/6. 1 ohm, 12 amps, 150 watts, 7/6. 14 ohms, graded 1-4 amps, 7/6.

**MAINS DIMMERS.** 300 ohms, 1 amp, 300 watts, twin ceramic formers, 15/-.

## METER BARGAINS

RANGE	TYPE	SIZE		PRICE
50 Microamp.	D.C. M/C	2½in.	Flush circ., scaled 0-100	59/6
100 Microamp.	D.C. M/C	2½in.	Flush circ., scaled 0-1,500	39/6
500 Microamp.	D.C. M/C	2½in.	Flush circular	17/6
500-0-500 Micro-amp.	D.C. M/C	2½in.	Flush circular, scaled 100-0-100 V.	25/-
1 Milliamp.	D.C. M/C	2in.	Flush square, Fe/NFe	22/6
150 Milliamp.	D.O. M/O	2in.	Flush square	7/6
200 Milliamp.	D.O. M/O	2½in.	Flush circular	10/6
1 Amp.	Thermo-couple	2½in.	Projecting circular	6/9
4 amp.	Thermo-couple	2in.	Flush square	6/9
20 Amp.	D.C. M/O	2in.	Projecting circular	7/6
30-0-30 Amp.	D.O. M/I	2in.	Proj. circ. car type	5/-
15 volts	A.C. M/I	2½in.	Flush circular	8/8
300 volts	D.C. M/O	2in.	Flush square	10/6
<b>METRE RECTIFIERS.</b> Full wave bridge. Brand new. Salford Im/A.				
6/6.	5 mA.	6/6.	STC. 2 mA. 5/6.	

## WIRELESS SET No. 19, Mk. 2.

Two transmitter-receivers and an intercom. amplifier in one case. "A" set covers 2-8 Mc/s R/T and CW, and "B" set 240 Mc/s R/T only. Complete with dynamotor for 21 v. D.C. operation, 6 K7G, 2 6K8G, 2 6V6G, 6B8G, 807, EF50, EB34, and 500 microamp check and tuning meter. S.A.E. full specification. Technical data supplied. Made in U.S.A. First-class condition. AIR TESTED £5/10/- plus 15/- carr. and pkg. Or less dynamotor, £4/19/6.

## TOP BAND R1155 L's!

Superior version of the R1155 with super slow motion drive. 200 kc/s to 18.5 mc/s. in 5 ranges covering the 100-200 metre trawler and shipping bands. Although not packed in original transit cases, these are in every way equal to BRAND' NEW, and are fully guaranteed. Never before available at the low price of ONLY £12/19/6. Carriage 10/6. R1155A equal to new and fully guaranteed. £10/10/- ALL R1155's are supplied with free booklet, re-aligned, and tested before despatch, and gladly demonstrated. Send S.A.E. for details of receivers and power packs, or 1/3 for 14-page illustrated booklet.

**A.C. MAINS POWER PACKS WITH OUTPUT STAGE.** Just plug in, NO modifications. Heavy duty quality job, guaranteed 6 months. Type A, £4/10/-. Type B, with 6½in. speaker, £5/5/-. Type C, in specially designed black crackle steel cabinet, with 8in. speaker de luxe, £6/10/-. **SAVE £££s. DEDUCT 10/- WHEN PURCHASING R1155 AND POWER PACK TOGETHER.**

**TUNING DRIVES.** Modernise your R1155 with this latest type drive as fitted to the model "L" "N", etc. Complete, and easily fitted, 12/6.

**RUNNING TIME METERS.** For life testing and process timing any A.C. mains apparatus. 200-250 v. 50 c/s. Indicates 1/10 to 10,000 hours on 5 scales, 4½ in. diam. Good condition. tested, 35/-.

**HIGH VOLTAGE POWER UNITS** Input 200-250 v. A.C. mains. Output 1200v. D.C., 200 milliamps. Fully smoothed, Metal rectifiers, £5/10/-, plus 15/- carriage.

**MARCONI MOBILE TRANSMITTER TV10.** 3-30 Mc/s. in 4 bands. DET20 MO, TT11 PA, L63 MCW Osc. Built-in 6 v. Vib. pack gives 250 v, 60mA. Rectifier OZ4. 9in. scale calibrated in Mc/s. 14:1 SM Vernier drive. Controls: Ae taps, Ae tune. Range, CW/MCW, Key on/off. Fitted key and PA anode feed meter. In olive green steel case, 14½ x 9 x 12½ in. Wt. 24 lbs. Brand new condition. With all valves, vibrator, and circuit. Tested, 55/- OR, with spare set of valves and spare vib., 67/6, carriage 7/6.

**R109A RECEIVERS.** 8 valve superhet using 5 x ARPI2's and 3 x AR8's covering 2-12 Mc/s. Contains vibrator pack and 3½in. speaker and operates from 6 volt battery, consumption 1½ amps. Housed in metal case 13 x 12 x 1½in. Complete with valves and circuit. Very good condition. Tested, £4/7/6, carr. pd.

**SCR522 TRANSMITTER/RECEIVERS.** 100-150 Mc/s. Comprises BC624A rec., and BC625 trans. All complete with valves, and in first-class condition. BC624A, less relay, 39/6. With relay, 49/6. BC625, 49/6.

**RT37/PPN2 BEACON TRANSMITTER-RECEIVER.** 214-234 Mc/s. Size 13in. x 10in. x 5in. Contains 5 3A5, 3 1S5, 1 IR5 and 2 2 v. synchronous vibrators. Operates from 2 v. accumulator via 2 built-in vibrators. Complete with telescopic mast antenna system (9½ft.), lightweight headphones. Technical Manual, super quality carrying haversack, cords, co-ax cables, plugs, etc. Total wt. 28lb. BRAND NEW, boxed. American equipment, 72/6.

**PYE 45 Mc/s. IF STRIPS.** Complete with 7 valves and CIRCUIT. New. ONLY 39/6. **RF UNITS. ALL BRAND NEW AND BOXED.** RF24 7/6, RF25 12/6, RF26 25/- Post 2/6.

**COMMUNICATIONS RECEIVER CR100.** Covers 60 Kc/s. to 30 Mc/s. in 6 ranges 2 RF's and 3 IF's, variable selectivity, B.F. Osc., etc. Operates from 210-250 v. A.C. mains. Size 16in. x 12½in. x 16½in. deep, wt. 82lb. S.A.E. for illustrated details. Overhauled, first class condition, £21. CR100/2 with side-tone facility superb condition, £25. Plus £2 carr. and pkg. (£1 refund when pkg. case returned).

**VARIAC TRANSFORMERS.** Semi-variable input 200-240 v. 50 c/s. Output 7.5 amps., 1.65 KVA. 8 x 4½ x 4 inches. Wt. 14lb., 89/6.

**FIELD TELEPHONES.** Army type D, Mk. 5. Buzzer calling. Ideal for building sites, farms, workshops, etc. Complete with handset and batteries. Tested, 39/6 each.


PLEASE ADD POSTAGE OR CARRIAGE ON ALL ITEMS

## CHARLES BRITAIN (Radio) Ltd.

11 UPPER SAINT MARTIN'S LANE, LONDON, W.C.2. TEMple Bar 0545

One minute from Leicester Square Station (up Cranbourn Street) Shop Hours: 9-6 p.m. (9-1 p.m. Thursday) Open all day Saturday

# HALLICRAFTER'S TRANSMITTER BC610, D. & E.



Frequency range 2 Mc.-18 Mc. Three pretuned channels selected by switch. Frequency control regulated either by manually tuned MASTER OSCILLATOR or crystal controlled oscillator.

Power output 450 w. telegraph, 350 w. telephone.

Power supply 120 v. A.C. 50/60 cycles special auto-transformer 120/220 v. made by Hallicrafters can be supplied additionally.

Tube compliment oscillator 6V6, doubler or buffer 6L6, intermediate amplifier 807 (2).

Power amplifier 250 TH.

HV Rectifier 866A(2). Voltage regulator VT139 (3).

Audio drive 2A3(2).

Modulator 100TH(2). Rectifier 5Z3(2).

Complete with Speech amplifier, aerial tuning unit, tank coils, tuning units, microphone, key connecting cables.

We guarantee full supply of all replacement parts for a minimum of 5 years after purchase.

## P.C.A. RADIO

Offices and Works

BEAVER LANE, HAMMERSMITH, LONDON, W.6

Telephone: RIV 8006/7

### LOUDSPEAKER CABINETS

For

GOODMANS W.B. G.E.C.

KELLY and JENSEN

STANDARD BASS REFLEX CABINETS

Demonstrations without Appointment

You can see your cabinet being made in our cabinet-making workshop

Cabinets made to order.

ARMSTRONG CHASSIS AND AMPLIFIERS

LOUDSPEAKERS

Open till 5.30 Saturdays.

A. DAVIES & CO. (Cabinet Makers)

3 Parkhill Place, off Parkhill Road, London, N.W.3. GULLIVER 5775

### METERS

All types  
Any make



Single and Multi-range repaired and recalibrated

We convert or supply meters to your requirements.

10/14 days

E.I.R. INSTRUMENTS LTD.

329 Kilburn Lane, London, W.9

Tel.: LAD6roke 4168

The NEW

### EDDYSTONE '870' RECEIVER

PRICE — £24 (plus P.T. £10.16.0)

Efficient broadcast reception on short, medium and long waves. A Semi-Portable AC/DC set equally suitable for cabin or home use, offering Eddystone design and workmanship at a Reasonable Price.

In stock at:-

WEBB'S RADIO

14 SOHO STREET, LONDON, W.1

Telephone GERrard 2089

## ILIFFE technical BOOKS

Obtained from



Second Thoughts on Radio Theory .....	25/-	Communications Receiving Equipment .....	1/-
Television Receiver Equipment .....	18/-	Radio Interference Suppression .....	10/6
Wireless Servicing Manual .....	17/6	Basic Maths for Radio Students .....	11/-
Radio Designers Handbook .....	42/-	Foundations of Wireless .....	12/6
Radio Valve Data .....	4/6	Introduction to Valves .....	8/6
Radio Circuits .....	5/-	F.M. Explained.....	2/6
T.V. Explained .....	5/-	Learning Morse .....	1/-
The Williamson Amplifier .....	3/6	Radio Data Charts .....	7/6
Radio Laboratory Handbook .....	25/-	The Oscilloscope at Work .....	15/-
Guide to Broadcasting Stations .....	2/6	Correcting T.V. Picture Faults .....	3/6
T.V. Receiver Servicing .....		T.V. Engineering .....	
Vol. 1 Time Base Circuits .....	21/-	Vol. 1. Fundamentals, Camera Tubes, etc. ...	30/-
Vol. 2. Receiver and Power Supply Circuits ...	21/-	Vol. 2. Video-Frequency Amplification .....	35/-



FOR VALVES  
GUARANTEED  
ALL TESTED  
BEFORE  
DISPATCH

Table of valve types and prices. Columns include valve type (e.g., 0Z4, 1A3, 1A6GT), price, and other specifications.

PUBLICATIONS, ETC.

- No. 134. F.M. Tuner Construction... 2/6
No. 138. How to Make Aerials for TV... 2/6
No. 135. All-dry battery Portable Construction... 2/6
No. 100. A Comprehensive Valve Guide, Book No. 1... 5/-
No. 121. A Comprehensive Valve Guide, Book No. 2... 5/-
No. 103. Radiotoler 'A'... 1/6
No. 114. Radiotoler 'E'... 2/6
No. 123. Practical Transistors and Transistor Circuits... 3/6
No. 140. TV Servicing for Beginners... 4/6
No. 142. Modern TV Circuitry and General Fault Finding Guide... 4/6
Serricing the Modern Radio Receiver... 1/6
'Loudspeakers,' by G. A. Briggs. The why and how of good reproduction... 7/6
Mullard-High Quality Reproduction... 2/6
'Wearite Manual of the Tape Deck'... 3/6

TWO HIGHLY INFORMATIVE PUBLICATIONS

- The G.E.C. Nine One Two Plus, 4/- The F.M. plus Tuner for the Nine One Two, 2/6. (Please include 4d. postage per copy.)
TV Fault Finding.—Profusely illustrated with photographs taken from a TV screen, price 5/-.
The Eavesdropper.—A miniature transistor receiver for local station reception, price 1/6.
Frequency Modulation Tuner Unit.—Per fringe and local area reception, price 2/-.
Collaro Rim Drive Electric Gramophones Unit, Model 3/554, fitted pickup STUDIO 'T' 3-speed, £6/19/6 each. Postage 3/-.
Yaxley Switches assorted. All unused. Many with long tapering spindles. Ideal for making up special switch Units, 9/- doz.
Toggle Switches. Brand new, various types. Single pole, Double pole, etc., 12/- doz.
Marconi Type Metal Strip Dropper Resistance. 3 voltage tappings. App. 5in. long, 2/- each.
Filament Transformer. 230 v. Input with 2 x 6.3 v. Secondary Windings, 7/6 or 8/-
Osmor Band I Filter. Designed to reject the Band I B.B.C. signal when break through is noticeable, 10/- each.


- Portable Case 8 1/2 x 8 1/2 x 4 1/2 in. grey finish, rexine covered, complete with chassis, dial, and speaker fret, 25/- each.
Solon Instrument Irons all voltages, 24/- each.
Tyasa Soldering Iron. 40 watts, standard voltage ranges, weight app. 4 oz. The perfect small soldering instrument. Price 16/9 each.
Metal Rectifiers, 12 v. 1 amp. 1/6 each, 250 v. 45 mA 6/9 each, 250 v. 75 mA 7/6 each, 12 v. 1 amp. 5/3 each, 12 v. 2 amp. 9/- each, 12 v. 3 amp. 13/6 each.
T.S.L. Lorenz LPH 65 Treble Speaker, 39/6 each.
Brayhead Converter now available from stock. Detailed list by return. Price £27/7/-
L.T.A. at L.F. frequency.
HEATER TRANSFORMERS, 230 v. INPUT
2 v. 3 a. 8/3 each
4 v. 3 a. 10/- each
6.3 v. 1.5 a. 6/9 each
12 v. .75 a. 5/9 each
4 v. 1.5 a. 5/6 each
5 v. 2 a. 10/- each
6.3 v. 3 a. 10/- each
TRANSISTORS
Red spot for audio stages. PNP type, 10/- each.
Blue spot for RF up to 1-6 mc/s, 15/- each.
SCOPE TUBES
Type 3BF1, removed from USA equipment. Complete with base and screens. 15/- each. Post 2/6.
HEADPHONES
Type CLE 120 ohms, 7/6 pair.
Type DHE, 4,000 ohms, 16/- pair.
High Resistance type, 13/6 pair.
S.T.C. RECTIFIERS
RM1 4/6, RM2 5/6, RM3 7/6, RM4 16/6, RMs 20/-
PENCIL RECTIFIERS
K3/25 4/9, K3/40 6/-, K3/45 6/3, K3/50 6/9, K3/60 7/6, K3/100 11/-
VIBRATORS
4 Pin/UX. Base, 12 v and 6 v, 8/6 each.
Aerialite Aerialite semi air spaced co-axial cable. Centre core stranded suitable for band III, 9d. yard.
A large selection of miniature type 'A' volume controls now available.
Values 5k, 10k, 20k, 100k, 1 meg, 1/2 meg, 1 meg, 2 meg. Lead switches 2/6 each, single pole 3/9, double pole 4/9.
Large stocks of aerials (send for lists).
Band III Aerialite 3 element Model C.
R. & A. 8in. unit. Composite Aerialite band I/III (2 and 10 channels) model 826 c complete with chimney lashings, etc., £5/5/-.

- APEX TUNED FILTER UNIT. A cross-over box for use with combined or separate Band I and Band III aerials. The unit is completely shrouded, 7/6 each.
TELETRON FERRITE ROD. Long and medium wave, 12/9 each; Medium wave, 8/9 each.
TELEDICTOR TRANSFORMERS TYPE TEG. Small Mains Transformer suitable for Television Converters, etc.
Specifications:
Primary: 230 v. 50 c/s.
Secondary: 1: 250 v. 40 mA.
Secondary: 2: 6.3 v. 1.5 A., 15/-
CYLIND TURRET TUNER Conversion to L.F. (no patterning). Nine versions covering three major I.F. Bands, 10 mc/s, 16 mc/s, 38 mc/s, and 3 valve heater supplies (6.3 v., 100 mA, and 300 mA). Send for full descriptive leaflet, £7/7/- each.
WEARITE P. COILS
Wearite 'P' coils, full range available, 3/- each.
IMPLOSION GUARD
For 17in. Tube. Overall size 17 1/2 in. x 12 1/2 in. 7/- ea., post 3/-.
FOCUS UNITS
12in. tube type, 12/6 ea. 17in. tube type, 15/- ea. Both fitted with vernier adjustments.
BAKELITE KNOBS
Large Purchase—Good Quality.
Type JK1 Cream, 1 1/2in. diameter, Spring Fixing, Fluted Grip.
Type JK2 Brown, 1 1/2in. diameter, Spring Fixing, Fluted Grip.
Type JK3 Brown, 1 1/2in. diameter, Spring Fixing, Plain Grip. (This one has White Ring on Knob Face.)
All have a small finger flange to avoid marking cabinets.
Offered at a fraction of original cost.
Price 6d. ea., 5/- doz., any types.
OUTPUT TRANSFORMERS
Universal Type. 18 ratios available, 6/6 each.
Standard 5,000 ohms to 3 ohms, 40 mA. 4/6 each
Standard 10,000 ohms to 3 ohms, 40 mA. 4/6 each
Super 5,000 ohms to 3 ohms, 80 mA. 4/9 each
Midget 5,000 ohms to 3 ohms, 80 mA. 3/9 each
CONTACT COOLED RECTIFIERS
Half Wave
125 v. 80 mA. 5/-
250 v. 60 mA. 9/-
280 v. 85 mA. 10/-
Full wave
250 v. 75 mA. 9/-
250 v. 125 mA. 11/6

LOUDSPEAKERS

ALL P.M. TYPES LESS TRANSFORMER

Table of loudspeaker models and prices. Includes models like Waterhouse 5in. unit, Plessey 6in. unit, etc.



All these and many other interesting radio and T.V. components are listed in our CURRENT CATALOGUE which is available to you now. Send 1/- in stamps for your copy.

MAINS TRANSFORMERS

3-way Mounting Type

- MTI
Primary: 200-220-240 v.
Secondaries: 250-0-250 v. 80 M/A., 0-6.3 v. 4 amp., 0.4 v. 2 amp., both tapped at 4 v. each. 19/6
MT2
Primary: 200-200-240 v.
Secondaries: 350-0-350 v. 80 M/A., 0-6.3 v. 4 amp., 0.5 v. 2 amp., both tapped at 4 v. each. 19/6
MT3
Primary: 200-220-240 v.
Secondary: 30 v. 2 amp.
Taps at 3 v., 4 v., 6 v., 8 v. 9 v., 10 v., 15 v., 18 v., 20 v. each. 24 v., each. 19/6

2/- Packing and Post on above transformers.



NOTE NEW ADDRESS
103, LEEDS TERRACE,
WINTOUN STREET,
LEEDS, 7.

TERMS: Cash with order or C.O.D. Postage and Packing charges extra, as follows: Orders value 10/- add 1/-; 20/- add 1/6; 40/- add 2/-; £5 add 3/-; unless otherwise stated. Minimum C.O.D. fee and postage 3/-.
For full terms of business see inside cover of our catalogue.
Personal Shoppers 9 a.m. to 5 p.m. Mon. to Friday.

# RADIO TRADERS LTD.

23 WARDOUR ST., LONDON, W.1 (Coventry Street end)  
Phone No. GERrard 3977/8 Grams: "Radiotrade"

**MANUFACTURERS PLEASE NOTE YOUR ENQUIRIES ARE INVITED FOR ERIE RESISTORS TYPE 0, 1, 2, 8, 9, 16, 7b AND 5b.**

**WW RESISTORS.** 5 watt 1/6; 10 watt 2/6; 15 watt 3/-; 20 watt 3/6  
We carry stocks of resistors from 2 watt to 150 watt W.W. Your enquiries invited.

**HIGH STABILITY RESISTORS.** 1/2 watt 5% 6d.; 1/2 watt 5% 9d.; 1 watt 5% 1/-. A few values in 1% and 2% still available.

ALL ORDERS FOR RESISTORS C.O.D. PLEASE, AS WE CANNOT GUARANTEE TO STOCK ALL VALUES.

**W.W. V/CONTROLS.** ALL WELL-KNOWN MAKES. Pre-set types 2/6; Spindle types 3/-; Carbon type, less switch spindle and pre-set 2/-. With switch 3/6 each.

**CRYSTAL DIODES.** Westinghouse WG5B 1/6 each, B.T.H. 1/3 each Special price for large quantities.

**SEMI-MIDGET 2-GANG.** .0005 Condenser, size 2 3/8 x 2 x 1 1/2 in. 6/9 each.

**AM/FM GANG CONDENSER.** Double 500 pf, double 27 pf size 3 1/2 x 1 1/2 x 1 1/2 in. 9/6 each.

**SPECIAL OFFER OF CURRENT MANUFACTURE ELECTROLYTIC CONDENSERS**  
8 mfd. 450 v. 2/6 each; 16 mfd. 450 v. 3/-; 32 mfd. 450 v. 4/-; 8 x 8 mfd. 450 v. 3/9; 8 x 16 mfd. 450 v. 4/-; 16 x 16 mfd. 450 v. 4/6; 32 x 32 mfd. 350 v. 5/-. Bias Condensers: 25 mfd. 25 v. 1/6; 50 mfd. 50 v. 1/9. Please note we can offer special discounts for quantities.

**ELECTROLYTIC CONDENSERS.** Manufacturers' Surplus, in perfect condition. 100 mfd. x 200 mfd. 250 v. surge 5/6 each; 100 mfd. x 100 mfd. 425 v. surge 5/6 each; 150 mfd. 450 v. wkg. 5/6 each.

**BIAS CONDENSERS.** 3,000 Mfd. 6 v. 3/6 each; 2,500 Mfd. 3 v. 3/6 each; 1,000 mfd. 12 v. 1/6; 25 mfd. 25 v. 1/3; 50 mfd. 12 v. 1/-.

**BLOCK PAPER CONDENSERS.** 12 mfd. 250 v. 7/6; 8 mfd. 600 v. 7/6; 4 mfd. 400 v. 3/6; we carry a large stock of block paper type condensers. We invite your enquiries.

**MIDGET MICA CONDENSERS.** .0001, .0002, .0003, .0004, .0005 5/- per dozen.

200 Assorted Moulded Mica Condensers, popular values..... £2 10 0  
200 Assorted Silver Mica Condensers, popular values..... £2 10 0  
200 Assorted Carbon Resistors, 1/2, 1 and 1 watt. Good selection £1 10 0

**PAXOLIN SHEET.** 18 v., 4 1/2 x 1 1/2 in. 1/6; 10 x 10 x 1/2 in. 1/6; 20 x 20 x 1/2 in. 3/-; 10 x 10 x 1/4 in. 2/-; 20 x 10 x 1/4 in. 4/-. Minimum P. & Pkg. 1/6.

**BARGAIN OFFER OF BATTERIES.**  
4 1/2 v. Heavy Duty Bell Battery. Size 6 1/2 x 4 1/2 x 2 1/2 in..... 2/6  
72 v. H.T. 1.5 v. L.T. Size 6 x 5 x 1 1/2 in. .... 2/6  
150 v. H.T. Size 2 1/2 x 5 1/2 x 1 1/2 in. .... 5/6  
67 1/2 v. Size 2 1/2 x 3 1/2 x 2 1/2 in. .... 6/6  
60 v. H.T. 1.5 v. L.T. 3 1/2 x 3 1/2 x 1 1/2 in. .... 4/6  
All batteries sealed and unused. All plus 1/6 post and pkg. Special reduction for quantities.

4-way Push Button Units 2/6 each. Knobs for same 3/- per doz.  
**WEARITE COILS.** PA4, PO4, PA5, PO5 1/3 each..... doz. 12/-  
**VALVE HOLDERS.** Moulded B9A 7/6; B7G 6/-; Int. Oct. 9/-; Eng. Oct. .... doz. 4/6  
**VALVE HOLDER FITTED WITH LOWER CAN** 1/6 per doz. extra. Screening cans for B7G and B9A..... doz. 6/-  
Paxolin V/H Int. Oct. B9A, B7G, 5/- per doz.; Eng. Oct., 5-pin 7-pin..... doz. 3/-  
**BELLING-LEE PLUGS AND SOCKETS,** 5 pin 1/9; 7 pin 2/-; 10 pin .....each 2/6

Transistors, Junction type red spot by well-known manufacturers, 10/- each.

**AIR-SPACED TRIMMERS,** 5, 10, 15, 20, 25, 50; and 75 of pre-set and spindle types 2/- each..... doz. 21/-  
**PYE PLUGS AND SOCKETS** 1/6 per pair, " Tee " pieced.....each 1/9  
**GROMMETS,** 1 grs. assorted grommets, 1/2 in. to 1 in.....gross 8/6  
**POST OFFICE LAMP JACKS** No. 10 1/1 each..... doz. 9/-  
Lamp Covers for same..... doz. 3/-  
**OUTPUT TRANSFORMERS.** Multi-ratio 5/- each..... doz. 9/-  
**WESTECTORS.** WX6, WX12, W4 1/- each ..... doz. 21/-  
**SIGNAL LAMP HOLDERS.** Panel mounting, complete with adjusting lampholder 2/- each ..... doz. 12/-  
**TAG STRIPS.** 3-way 2/-; 4-way 2/6; 5-way 3/-; 7-way 4/-; 28-way ..... doz. 12/-

Special offer Westinghouse Rectifier 14A1116 1/2 wavy 300 ma. 10/6 each.

**POINTER KNOBS.** Small black with white line, standard 1/2 in. spindle ..... doz. 7/6  
**WANDER PLUGS.** Red and black..... doz. 2/-  
**PHILIPS TRIMMER TOOLS** 1/- each..... doz. 10/6

**CASH WITH ORDER OR C.O.D. ALL ORDERS DEPT. W.1. ALL ORDERS FOR LESS THAN £2 ADD POSTAGE**

We invite your enquiries for items not listed

Trade Counter open 9 to 6 Monday to Friday

Also 9 to 1 Saturdays. Callers welcomed.

WHOLESALE MANUFACTURERS' AND EXPORT ENQUIRIES INVITED

# TRANSFORMERS

for every requirement



Electronics  
Transmitters  
Radar  
Test equipment  
M.V. discharge tubes  
R.F. heating  
L.V. heating

Range 1 volt—35 K.V. 1 M/A—1,000 amps.

STANDARD OR TROPICAL FINISH

We are on Admiralty and Ministry of Supply lists and A.I.D. approved

Enquiries to :

**STEWART TRANSFORMERS Ltd.**

75 KILBURN LANE, LONDON, W.10 · LADbroke 2296/7

# MURPHY RADIO LIMITED

have vacancies for


EXPERIENCED ENGINEERS

in their domestic receiver design laboratory to work on receivers and radio-gramophones for home and export markets covering transistor, valve, and hybrid circuitry and for both amplitude and frequency modulation reception. Good conditions of employment including pension scheme and active sports club, catering for many different sports and hobbies. Welwyn Garden City offers pleasant surroundings and successful applicants from the Greater London area would qualify for housing after a period. Applications giving full details of age, experience and qualifications should be addressed to Personnel Department (R.8),

Murphy Radio Limited,

Welwyn Garden City, Hertfordshire.


# RELAYS P.O. TYPE 3000



**BUILT TO YOUR SPECIFICATION**  
**QUICK DELIVERY**  
**KEEN PRICES**  
**CONTACTS UP TO 8 CHANGE OVER**

## KEY SWITCHES

**PROMPT DELIVERY ALL TYPES UP TO 4c/6c**



## METERS GUARANTEED

F.S.D.	Size	Type	Price
100 Microamp	2 1/2 in.	MC/FR	50/-
250 Microamp	3 1/2 in.	MC/FR	55/-
Multi Sc.			
500 Microamp	2 in.	MC/FR	18/6
Sc. 15Kv.	2 in.	MC/FS	27/6
1 Milliamp	2 1/2 in.	MC/FR	12/6
30 "	2 1/2 in.	MC/FR	12/6
100 "	2 1/2 in.	MI/FR	25/-
20 Amp	2 1/2 in.	MI/FR	7/6
25 "	2 1/2 in.	MI/FR	7/6
50 "	5 in.	MI/PR	60/-
50-0-50 Amp.	2 in.	MC/FS	12/6
15 Volt	2 1/2 in.	MI/FR	15/6
20 "	2 in.	MC/FS	10/6
40 "	2 in.	MC/FS	10/6
300 "	2 in.	MC/FS	10/6
300 "	5 in.	MI/PR	60/-



**GROSS POINTER METERS.** With 2 separate 100 microamp movements. Brand new. 22/6, post 2/-.

**METER RECTIFIERS.** Full wave bridge 1 m/a or 5 m/a. 7/6 each. 50 m/a 5/- each, post 6d.

**CIRCUIT TESTER** in wood case 9in. x 6in. x 4in. 2 1/2 in. Flush Round meter, 50 milliamps, basic movement 10 M/A with leads, 10Ω pot. provision for 1.5 v. batt. Ideal for conversion. 17/6, post 2/6.

**P.M. SPEAKERS.** 12in. Goodmans 15 ohms. A high-class unit at a low price. £5/10/-, post 3/-.

**P.M. SPEAKERS.** 12in. Plessey 3 ohms. Special price 32/6, post 2/-.

**P.M. SPEAKERS.** 10in., in portable case with flex and plug. 50/-, carr. 5/-.

**TANNOY LOUD HAILERS** enclosed in slope front wood case, with 180 ohm line transformer and blocking condenser. Speech coil impedance 7.5 ohms. 25/-, post 3/-.

**TRIMMING CONDENSERS.** Air spaced miniature 1.5 to 8 pf., 1.5 to 20 pf., 2 to 32 pf., 20 pf. All at 1/- each or 9/- per doz.

**CONDENSERS, METALMITE.** 350 vt. wlg., .001, .002, miniature. 12/- doz. .005, .01, .02 10/- doz. .05 12/- doz. .1 13/6 doz. .25 Metalpack 16/- doz. 1.0 Metalpack 24/- doz. Post 1/-.



## BATTERY CHARGERS

Output up to 22 v. 10 amps., controlled by two 4-position rotary switches for fine and coarse control. Input 200/250 v. A.C. 50 cy., fused for A.C. and D.C. Brand new. £17/10/-, Carr. 15/-.



**JACK PLUGS.** Two contact. 2/6 each. 27/- doz. Quantities available.



**GLASS DOME INSULATORS.** 2 1/2 in. with flange. 3/- each. Post 9d.

**PORTABLE BLOWERS.** 200/250 v. AC/DC 300 watts with switch and leads, 1 1/2 in. outlet. £5, carr. 7/6.

**VOLTAGE REGULATORS.** Input 230 v. A.C., 21 amp. Output 57.5 v. to 228 in 16 steps with current limiting reactor. These variable transformers are brand new and not removed from equipment. £12/10/- each, carriage 10/-.

**ROTARY CONVERTERS.** Input 24 volt D.C. Output 230 volt A.C., 50 cy., conservatively rated at 100 watts. 92/6. Also available in a strong ventilated metal case with switch, input plug and output socket. 105/-, carr. 7/6.

**RACKS—POST OFFICE STANDARD.** 6ft. high with U-channel sides drilled for 19in. panels, heavy angle base. 4ft. 10in. also in stock.

**PHOTOMULTIPLIER No. 931A.** Ideal for film scanning, spectrography. Alpha counting, colorimetric measurement, etc., supplied complete in light proof chamber with lamp, wired with the resistor network. 70/-.

**VERNIER DRIVES.** Muirhead scaled 0/180 deg. Ratio 38 to 1. Diam. 3in. 10/6, post 1/6.

**RADIO ACTIVITY MEASURING INSTRUMENTS.** Philips Type 1092c. A portable self-contained unit in haversack. Scaled 0 to 10 millirontgens per hour, using Mullard Geiger Counter MX115. £25.

**HEADPHONES.** Balanced Armature Type DHR. 17/6 per pair, post 1/6.

**HEADPHONES.** High resistance 4,000Ω Type CHR, new. 12/6 pair, post 1/6.

**VENT-AXIA FANS—EXTRACTION OR INTAKE.** 230/250 volts A.C. 6in. diam. blades. 130/-, 12 volt D.C. 90/-, post 2/9.

**RATIO ARM UNITS.** Sullivan. 800 ohms + 600 ohms. 50/-, post 2/-.

**WHEATSTONE RESISTANCE BRIDGE.** 1 to 10,000 ohms. Plug type. 25/-.

# L. WILKINSON (CROYDON) LTD.

19, LANSDOWNE ROAD, CROYDON

Phone: CRO. 0839

Telegrams: "WILCO," CROYDON

## TRAWLER BAND R1155s.

The latest version of this famous Communications Receiver to be released by the Air Ministry. Covers 5 wave ranges: 18 5-7.5 Mc/s., 7.5-3.0 Mc/s., 3.0-1.5 Mc/s., 1.5 Mc/s.-600 kc/s., 500-200 kc/s. As used by Coastal Command, Air-Sea Rescue Launches, etc. All sets thoroughly tested and in perfect working order before despatch, and on demonstration to callers. Have had slight use, but are in excellent condition. ONLY £12/19/6.

**A.C. MAINS POWER PACK OUTPUT STAGE,** in black metal case, enabling the receiver to be operated immediately, by just plugging in without any modification. Can be supplied as follows: WITH built-in 6 1/2 in. P.M. speaker, £5/5/-, LESS speaker, £4/10/-, With Bin. P.M. speaker, £6/10/-, DEDUCT 10/- IF PURCHASING RECEIVER AND POWER PACK TOGETHER.

Send S.A.E. for illustrated leaflet, or 1/3 for 14-page booklet which gives technical information, circuits, etc., and is supplied free with each receiver.

Add carriage; 10/6 for Receiver, 5/- for Power Unit.

**R1155 SUPER SLOW-MOTION TUNING ASSEMBLY.** As used on all late model 1155s. Easily fitted to "A" sets, etc. ONLY 12/6.

**RF UNITS TYPE 26.** For use with the R.1355 or any receiver with a 6.3 v. supply. This is the variable tuning unit which uses 2 valves EF54 and 1 of EC52. Covers 65-50 Mc/s. (5-6 metres). Complete with valves, and BRAND NEW IN MAKER'S CARTONS. ONLY 25/- each. Brand New Type RF 24, 5 positions covering 15-30 Mc/s., ONLY 7/6 (postage 2/6).

**MARCONI BAND III CRYSTAL CALIBRATORS.** Frequency range 170-240 Mc/s. Incorporates 5 Mc/s. crystal for better than .001 per cent. accuracy. Directly calibrated dial, internal A.C. mains pack. Complete with spare set of valves and instruction manual in maker's transit cases. BRAND NEW. ONLY £4/19/6.

**CLASS D. WAVEMETER.** Another purchase of this famous crystal-controlled wavemeter which has been repeatedly reviewed and recommended in the "R.S.G.B." Bulletin as being suitable for amateur transmitters. Covers 1.9-8.0 Mc/s., and is complete with 100/1,000 kc/s. crystal, 2 valves ECH35, two 6-volt vibrators and instruction manual. Designed for 6 v. D.C. operation, but simple mod. data for A.C. supplied. BRAND NEW IN MAKER'S TRANSIT CASES. ONLY £5/19/6. Transformer for A.C. modification, 7/6.

**A.C./D.C. BLOWERS.** 220/250 volts, 300 watts. 1 1/2 in. diam. outlet. Complete with filter pads. BRAND NEW. ONLY £4/19/6.

**INSULATION TESTERS (MEGGERs).** Read up to 20 meg. at 500 volts pressure. Overhauled, and in perfect order. With leather carrying case. ONLY £9/19/6, OR less case £8/10/-.

**POWER UNIT TYPE 3.** Primary 200/250 v. 50 cycles. Outputs of 250 v. 100 mA. and 6.3 v. 4 amps. Fitted with H.T. current meter, and voltmeter. For normal rack mounting and has grey front panel size 19in. x 7in. ONLY 70/- (carriage, etc., 7/6).

**EHT TRANSFORMERS.** 5.5 kv. (Rect.) with 2 v. 1 a., 79/6. 7 kv. (Rect.) with 2 v. 1 a., 89/6. 2.5 kv. (Rect.) with 2-02 v. 1.1 a., 2-0-2 v. 2 a. (for VCR 97 tube, etc.), 42/6 (postage 2/- per trans.).

**6 v. VIBRATOR PACKS.** Output approx. 130 v. at 30 mA., fully filtered and smoothed. Complete. ONLY 12/6.

**MARCONI SIGNAL GENERATOR TF144G.** Frequency coverage 85 kc/s. to 25 Mc/s., and known as a Laboratory Standard. For normal A.C. mains, and complete with all leads. Reconditioned AS NEW. ONLY £75.

**AMERICAN COMMAND RECEIVERS.** A few still available. Top band model (1.5-3.0 Mc/s.). Used, good condition, 65/-, OR BRAND NEW IN CARTONS, 75/-, BC453 Model, the famous "Q Fiver" (190-550 kc/s.). Used, good condition, 59/6.

**MARCONI SIGNAL GENERATORS TF-390G.** Frequency coverage 16-150 Mc/s. BRAND NEW IN MAKER'S ORIGINAL TRANSIT CASES, with instruction manual. For normal A.C. mains operation. A unique opportunity to acquire Laboratory Equipment at a fraction of original cost. ONLY £27/10/-.

**AVO ALL WAVE OSCILLATORS.** A few only of these famous Signal Generators in first-class order. Covers 95 kc/s. 80 Mc/s., and has large directly calibrated dial. For normal A.C. mains use. ONLY £8/10/-.

**L.T. HEAVY DUTY TRANSFORMERS.** Ex-Admiralty, with 230 v. 50 cycles primary. 1. Secondaries 5, 10, 15, 20, 25, 30 volts at 5 amps. ONLY 29/6. 2. Secondaries 7, 14, 21, 28 volts at 12 amps. ONLY 42/6. (Postage on either 2/9).

**12-WAY SCREENED CABLE.** In 10ft. lengths, fitted with plugs, originally made for use with the 19 Set. UNUSED. ONLY 17/6 per lead.

**POCKET VOLTMETERS.** Not ex-Govt. Read 0-15 v. and 0-300 v. A.C. or D.C. BRAND NEW AND UNUSED ONLY 18/6.

**WALKIE TALKIE TYPE 18.** Covers 6.0-9.0 Mc/s. Transmitting and receiving units in metal case, complete with valves. In excellent condition. ONLY 79/6.

**CRYSTALS.** British Standard 2-pin 500 kc/s. 15/-, Miniature 200 kc/s. and 465 kc/s. 10/- each.

**AMERICAN 14 v. DYNAMOTORS.** Output 225 v. 60 mA. Ideal for car radio or running electric shaver from car battery. ONLY 45/-.

**CHOKES.** 10H 60 mA., 4/-; 5H 200 mA., 7/6.

Cash with order please, and print name and address clearly

PLEASE ADD POSTAGE OR CARRIAGE COSTS ON ALL ITEMS

## U.E.I. CORPORATION

Radio Corner, 138 Gray's Inn Road, London, W.C.1. Phone: TERMINUS 7937

(Open until 1 p.m. Saturdays. We are 2 mins. from High Holborn (Chancery Lane Station) and 5 mins. by bus from King's Cross)

**Solder with**



**LITE SOLDER**  
REGD. TRADE MARK

**"PERMATIP"**  
AND  
**"PERMABIT"**  
INSTRUMENTS  
FOR  
**GREATER  
SOLDERING  
EFFICIENCY**

The soldering bit which maintains its face indefinitely without attention. 25 models available for mains or low voltage supply. Bit sizes 3/32 to 3/8 inch. Full details in booklet S.P.5 from sole manufacturers:—

**LIGHT SOLDERING DEVELOPMENTS LTD.**  
106, GEORGE ST., CROYDON, SURREY  
Tel.: CROYdon 8589

**GALPIN'S**  
ELECTRICAL STORES

408, HIGH STREET, LEWISHAM, S.E.13  
Tel.: Lee Green 0309      Nr. Lewisham Hospital

TERMS: CASH WITH ORDER  
(No. C.O.D.)

All Goods sent on 7 days' approval against cash

P.M. EXTENSION SPEAKERS. 8in. 3 ohm speech coil, in good condition, 10/-, p/p. 1/6.  
SMALL ROTARY RHEOSTATS, point nine ohms at 8 amps., high quality 8/- p/f.

EX-GOVT. ROTARY CONVERTORS. 24 volts D.C. Input 50 volts 50 cycles, 1 phase at 450 watts. OUTPUT (complete with Step Up Transformers) from 50 volts to 230 volts, £13/10/- each or CONVERTOR only £9/10/- each.

EK-NAVAL ROTARY CONVERTORS, 110 volts D.C. Input. Output 230 volts 50 cycles 1 phase 250 watts, capable of 50 per cent. overload, in good condition, guaranteed weight approx. 110 lb., £13/10/- each.

HIGH FREQUENCY 2 VALVE AMPLIFIERS. New, two EF37A, 32/6, c/p.

1 H.P. D.C. MOTORS, 110 volts, 3,000 r.p.m., new 35/-; starters to suit N.V.R., 25/-.

MAGSLIP MOTORS, 50 volts A.C., large size, as new, 8/6 p/p, 1/8 each. Trans. Type, 15/-, p/p. 1/6.

LARGE METER Movements, fairly low F.S.D., average 6 inch deflection, very high quality, 7/6, p/p. 1/6 each.

MOVING COIL Meters, all 2 to 3 inches dia., damaged cases or glasses, 3 for 10/- guaranteed one sound meter. 6 for 18/-, two sound meters, no junk.

3 PHASE TRANSFORMER, Double wound, New, 110-220 and 440 V: 2,000 watts, can be used on any combination at full wattage. £25.

MAINS TRANSFORMERS, all 200/250 volts primaries (New) Heavy duty. Output combination of 0/6/12/18/24/30/36 volts 4/5 amps. 38/6 each. Ditto 6/8 amps., 51/6 each. Ditto 15 amps. output, 75/- each. Another combination of 0/6/12/18/24 volts 6/5 amps., 51/6 each. Ditto 10/12 amps., 58/6 each. Ditto 25/30 amps. output, 85/- each.

MEDIUM SPOT WELDER TRANSFORMERS. Input 200/250 volts, OUTPUT combination of 0/2/4/6/8/10/12 volts at 50/70 amps., £5/7/6 each. Ditto 120/150 amps. output. £8/10/- each.

GOOD AMPLIFIERS, complete with valves in working order. 12 watt £10; 30 watt £20; 50 watt with NO output. £10.

ELECTRIC LIGHT OR POWER CREDIT METERS. 10 amp. load 25/-; 20 amp. load, 47/6; 30 amp. load, 57/6. Fully guaranteed, carriage paid.

PREPAYMENT METERS, 1/- slot, set at 2d. per unit, 10 amp. load, £4/2/6; 20 amp. load, £5/2/6.

6d. SLOT ONLY PREPAYMENT METERS. 5 amp. load only, set at 4d. per unit, 52/6 each.

AUTO WOUND Voltage changer TRANSFORMERS. Tapped 0/10/20/30/250 volts, 200 watts, 48/6 each: 350 watts, 57/6 each: 500 watts, 76/6 each: 1,000 watts, £6/5/- each: 2,000 watts, £10 each: 3,000 watts, £15 each.

Any TRANSFORMERS made to order within 7 days from date of order. Please ask for quote. Numerous other items.

MAINS TRANSFORMERS. 110/250 volt input 300/0/300 volt 70/80 M/amps., 12 volt 1 A. 0—4 volt 2 A. Useful for Wireless, Model Trains, Chargers, etc., or as an 80-watt Auto Transformer 110/250 volts, 10/9 each. Guaranteed.

HIGH QUALITY INDUCTION MOTORS. New, 1-80 H.P., 230 v.-50-1, 1,500 r.p.m., 50/- p/f.

FILM PROJECTOR by G.B. Type A.N. Sound or silent-prestage, sound head, lens, film boxes, 35 mm., no lamp house. £30.

GOOD FILM for cutting into plate size, etc., guaranteed sound, very fast. 8spools 5 1/2 in. by 47 feet, 12/6; ditto 5 1/2 in. by 24 feet, 7/6, p/f.

SELENIUM RECTIFIERS. Full wave, bridge connected, 6 or 12 v. output, 2 1/2 amps., 15/6; 4 amps. 25/-; Transformers to suit, 25/-, all p/p.

DITTO RECTIFIERS. 6 amps, 37/6; 8 amps. 50/-; Transformers to suit, 51/-, all p/p.

MORSE SOUNDERS. Ex-G.P.O. As new, in case, 15/-.

ASSORTED RESISTANCES, All new. Assorted wattage and ratings, plain, gold and silver tipped. Our choice, 12/6 per 100, P/F.

TELEPHONE HAND GENERATORS for Phone calling, small size, as new, 7/6, p/p, 1/6.

P.O. COUNTERS TO 9999, Resistance 400 ohms, 6/-.


Clients in Eire and Northern Ireland please ask for quotations as to carriage charges. The above charges apply to England.

SPLENDID ODD BARGAINS FOR VISITORS

OPEN ALL DAY SATURDAY

PLEASE PRINT YOUR NAME AND ADDRESS.

**A SPENCER-WEST  
BAND III CONVERTOR  
FOR £6.5.0**



The Type 80 with printed circuits, panel controls for Band switch and fine tuning and a performance which ensures enthusiastic satisfaction.

Handsome designed and finished to stand on your receiver with its self-contained power supply it just plugs straight in.

Full descriptive leaflet on request

**SPENCER-WEST LTD.**  
QUAY WORKS, GREAT YARMOUTH, NORFOLK

'Phones: Works 4794; Sales 3009  
'Grams: Spencer-West, Gt. Yarmouth

**YOUR METER DAMAGED?**

*don't scrap it -*  
**LET GLASER REPAIR IT!**

Leading Electrical Instrument Repairers to the Industry

Contractors to the Ministry of Supply and General Post Office. Repairs by skilled craftsmen of all makes and types of Voltmeters, Ammeters, Microammeters, Multirange Test meters, Electrical Thermometers, Recording Instruments, etc. Quick deliveries—for speedy estimate send defective instruments by registered post to—

**L. GLASER & CO. LTD.**



Electrical Instrument Repairers  
97-100 ALDERSGATE STREET, E.C.1  
(Tel.: MONarch 6822)

**LESLIE DIXON**

A.C. MOTORS. 1/2 H.P. 230 volts 50 cycles S.P. 1,425 r.p.m. 4-hole fixing, Crompton and Hoover tested and guaranteed, £4/12/6, carr. 5/-; 1/10 H.P. 110/250 volts A.C. 50 cycles S.P. 2,850 r.p.m., 49/-, carr. 3/6.

SIGNAL GENERATOR. T.S.13 a/P 3 cm. complete and in working order £160. Lab. tested and guaranteed.

VALVES. New surplus lab. tested. 6K7G 4/6. KT73 12/6. VU120 8/6.

DIXON-LESLEY HOLE CUTTER. For use in bench or portable drills, electric or pneumatic, 1/2 in. cap. and upwards. Cuts metal plates with the same ease and efficiency as a 1/2 in. H.S. Twist Drill. 1/2 in., 1 in. and 1 1/2 in., 25/- each. 1 1/2 in., 1 3/4 in., 2 in., 30/- each. Mandrels with H.S. Pilot Drills, 1/2 in. straight shank, 15/-; No. 1 Morse Taper 17/6. No. 2 Morse Taper 18/6. Write for leaflet.

D.C./A.C. ROTARY CONVERTERS. 24 volts D.C. input, 230 volts A.C. 50 cycles S.P. output, 125 watts, £5/5/-; Carr. 7/6. 110 volts D.C. input, 230 volts A.C. 50 cycles output, 200 watts, £12/10/-; Starter 45/-; Carr. 15/-; 230 volts D.C. input, 230 volts A.C. 50 cycles output, with smoothing unit and in silence cabinet. £25. Carr. 15/-.

**Leslie Dixon & Co.**  
Dept. A. 214 Queenstown Road, London, S.W.8  
Telephone: MACaulay 2159

**RECORDING  
HEAD TYPE E**



Combined Record/Playback/Erase Head for Tape  
**75/- each**

Just one of the many types of Magnetic Recording Heads that we make. Heads for tape (all widths). —Multi-track—Stereo-phonics—Cine, &c.

SEND FOR COMPREHENSIVE LISTS  
TRADE ENQUIRIES INVITED.

**P. A. MARRIOTT & CO.**  
Sunleigh Works, Sunleigh Rd., Alperton, Middx.  
Phone: Wembley 7493

**LYONS RADIO LTD.**

RECEPTION SETS R.109B. Ex-Army superhet receivers employing 8 valves 6-AR12s, 2-ARs, 1-AR36. Fitted with a miniature loudspeaker, B.F.O., vibrator type power pack for operation from a 6 v. motor cycle or car battery (no other power supply required). Frequency range 3 to 12 Mc/s. (25 to 100 metres) in 2 switched bands. Housed in waterproof metal cases with canvas cover over front panel. Overall size 13 x 11 x 12 1/2 in. deep. Front panel is fitted with all controls including 2 jack sockets for alternative headphone reception. In good condition and working order, supplied with circuit diagram and input plug. PRICE ONLY, with valves, 85/-, or less valves, 45/-.

HEADPHONES. Low impedance type with headband and cord terminating with the appropriate jack plug to fit R109B. PRICE 6/9, sent separately post 1/-; High impedance type with headband and connecting cord. PRICE 13/6, post 1/-.

L.T. TRANSFORMERS. Primary 200/250 v. 50 cps. Secondary:—30 v. at 2 A. tapped at 3, 4, 5, 6, 8, 9, 10, 12, 15, 18, 20 and 24 v. Brand new and guaranteed. All connections clearly marked. PRICE 21/-, post 1/6.

VIBRATORS. 4-pin U.X. base, non-synchronous types. 6 v., 8/6; 12 v., 8/6; 24 v., 5/-.

HOME WORKSHOP KITS. Quality tools by Bridges, made to last a lifetime. Includes equipment for power drilling, grinding, sawing, polishing, etc. etc. Complete kits from £9/8/6 to £23/12/-; can be yours for as little as 30/- deposit. Send S.A.E. for further particulars.

**3 GOLDHAWK ROAD (Dept. M.W.),  
SHEPHERD'S BUSH, LONDON, W.12**  
Telephone: Shepherd's Bush 1729



Hours of Business:

9-6 Weekdays  
9-1 Saturday

# GEE ros RADIO Ltd

ADJOINING  
LEICESTER SQ  
TUBE STATION

15, LITTLE NEWPORT STREET, LONDON, W.C.2. Telephone: GERrard 6794/1453  
**For QUALITY—CIVILITY—RELIABILITY and VALUE!**

**BAKER SELHURST** 12in. P.M. 15 ohms. 15 watts loudspeakers, 30-14,000 c.p.s. Brand new, £4/10/-.


**HEAVY DUTY TWIN** 12in. P.M. 15 ohms **SPEAKERS.** Housed in H/D lin. thick Cabinet (slightly soiled). Size 36in. x 18in. x 12in. Felt padded inside. As used by Admiralty P.A. Ideal for portable amplifier, etc. Limited quantity only, £12/10/-, carr. 10/-.

**RCA BRAND NEW.** 15in. 15 ohms 30 watt P.M. speakers, £9/19/6, carr. 12/6.

**VITAVOX PRESSURE UNITS.** Heavy duty. P.M. 20 watt. Brand new, £4/9/6. Also ditto, second-hand, in good working order, 40/-, carr. 7/6.

**50-WATT EX-GOVT. AMPLIFIER.** Type III with 4-KT66s in paralleled push-pull. Standard 200-250 v. A.C. input. Output imp. 600 ohms Line. High imp. gram. and mike input. Bass boost control fitted. Quality amplifier housed in strong metal case, ready for use. Terrific performance. £28, carriage paid.

**RE-ENTRANT LOUD-HAILERS.**



Heavy duty 20 watt all-metal. 15 ohms. Diameter 18in., length 12in. (approx.). By Parmeko, £6/10/-, carr. 10/-.

**SELENIUM METAL RECTIFIERS.**

FULL BRIDGE

6 or 12 v. 1 amp. 7/6 24 w. 1 amp. .... 13/6  
12 v. 2 amp. .... 10/- 24 v. 2 amp. .... 20/-  
12 v. 2½ amp. .... 15/- 24 v. 2½ amp. .... 25/-  
12 v. 4 amp. .... 16/6 24 v. 4 amp. .... 30/-  
12 v. 6 amp. .... 23/6 24 v. 6 amp. .... 35/-  
12 v. 10 amp. .... 40/- 24 v. 10 amp. .... 80/-  
SPEDDY DELIVERY OF L.T. RECTIFIERS TO ORDER.

**COMMAND TRANSMITTERS.** 2.1 to 3 meg. Complete with valves and crystal. New and boxed, 35/-, P. & P. 3/-.

**APQ9 TRANSMITTER.** Containing 931a Photo Electric cell (complete with network). 2-6AC7s, 1-6AG7, 2-807s and 2 blower-cooled 8012s. With rev. counter. Brand new, 89/6, carr. 12/6.

**TEST METER.** Model 420 S.P. (by Radio City Products, U.S.A.). 3in. sq. meter in polished wood carrying case, covering a wide range of voltage at a sensitivity of 1,000 ohms per volt for both A.C. and D.C. tests. In addition to this, the instrument will measure resistances up to 1 meg. and D.C. current up to 1 amp. Complete with full instruction data and test prods. Tested before despatched, £5/19/6 only, carr. etc., 7/6.

**VALVE TESTER** (by Radio City Products, U.S.A.), model 314. Brand new, unused, with instruction manual. 110-220 v. A.C. 50 c/s. Will test most American valves from 1.1 v. to 200 v., £10, carr. 5/-.

**AVO TEST BRIDGE.** No. 1 M.K. I for 230 v. A.C. mains operation. Will test all condensers from .0001 to 50 mfd., also resistances from 5 ohms to 50 megohms. A very useful instrument, tested before despatched, £8/19/6, carriage, etc., 7/6.


**PARMEKO MOVING COIL HAND MICROPHONE.** 200 ohm imp. Fitted on/off switch, complete with 12yds. flex, 30/-, P.P. 2/6.

**DON "8" TWIN TELEPHONE CABLE** on 1 mile drums, £5 per mile, ¼ size drums 25/-, carr. extra.

**AVO VALVE TESTER.** Complete with Rotary Panel in good order, £7/19/6, carriage and packing 7/6.

**TANNOY LOUD HAILERS (EX GOVT.)**

New and Boxed.



Impedance 7½ ohms. Handling capacity 8 watts. Price 25/-, Post 3/6. 2 sent for 50/-, carr. 5/-.

**AIRCRAFT RADIO RECEIVER BY RCA (Model No. CRV 46151).** Freq. 195 kc/s to 9,050 kc/s. (33-1,500 metres) continuous. For 28 v. D.C. input with built-in dynamotor. This 6 valve receiver with 2 R.F. stages and 2 I.F. stages with B.F.O. and C.W. £10, or complete with A.C. mains power unit for loudspeaker or phones. Ready for use £15/10/-, Carriage 10/-.

**RCA AR-88 L.F. RECEIVER (C.R.91).** In very good condition. Freq. range: 550 kc/s. to 31.9 Mc/s. continuous on 6 wavebands; £45, carr. £2 U.K. only.

**R.109A RECEIVERS.** Freq. range 2-12.0 megs. In good working order. £4/7/6, carr. 10/-, A.C. mains 200/250 v power packs available, £4, carr. 5/6.

**R.1155A RECEIVERS.** In good condition. Aerial tested, £8/10/-, carr. 10/-. Power packs for the above containing output stage, complete with speaker, built-in attractive polished 8in. extension speaker cabinet. Ready for use on A.C. mains 200-250 v., £5/10/-, carr. 5/6.

**TRANSMITTER-RECEIVER No. 19.** Mk. II complete with 15 valves. Frequency range A set 2-8 meg., B set 230-240 Mc/s. in good condition, £3/19/6, carr. 10/6. 12-V. ROTARY POWER UNIT for above, £1, carr. 5/-.

**RECEIVER RI132A.** In good condition. Freq. range 100-124 Mc/s., £3/15/-, carr. 10/-.

**COLLINS RECEIVERS, Type 46159A.** Freq. range 1,500-12,000 kc/s. In good condition. 12 v. or 220 v. D.C. input (less crystal), £10, carr. 15/-.

**COMMAND RECEIVERS.** B.C. 454, 3-6 Mc/s. Brand New, 35/-, 455, 6-9 Mc/s., 35/-, P.P. 3/- each.

**RECEIVER RI392/P 104.** 15 valve sup-het set 95-150 Mc/s. (2 to 3 metres) slow motion tuning, normally crystal controlled or tunable over 95-150 Mc/s. Receiver front panels made to fit 19in. Rack Mounting. External Power supply required, good order. Only £5/19/6, carr. 15/-.

**E.H.T. TRANSFORMER.** 20 kV. at 140 mA. 230 v. 50 cycles primary. New and unused. Ex-Govt. Built to the highest specification. £22, carr. 30/-.

**L.T. TRANSFORMERS.** Pri. 200-250 v. 50 cycles A.C., Sec. 17.5 v. at 35 amps., £4/15/-, carr. 10/-.


**VARIABLE VOLTAGE REGULATOR TRANSFORMERS.** Input 230 v. A.C. at 21 amps. Output 57.5 volts in 16 equal steps to 230 v. at 21 amps. Ex-Govt., in perfect condition, £12/10/-, carr. 15/-.

**CAR RADIO VIB. TRANSFORMERS.** 6 v. Input 280 v. at 80 mA. H.T. (Ex-Philco). New in perfect condition, 12/6. P.P. 2/-, Ditto 12 v., same price.

**ROTARY CONVERTERS.** 24 v. D.C. to 230 v. A.C. 50 cycles. 100 watts. Fully tested, £4/12/6, carr. 7/6.

**TRANSFORMER.** 2.8 kV. E.H.T. at 5 mA., with additional 4 v. heater supply for 230 v. input. A sound job built to the highest specifications. Tested before despatched, 47/6. Carriage, etc., 5/-.

**PARMEKO TWIN BAKELITE LOUD-HAILERS (Ex-Admiralty)**



With line transformer, 15 ohms voice coil, horns mounted on metal base.

Length 15in., height 9in., dia. of horn 8½in.

50/-, carr. 7/6.

**METERS**

0-300 v. A.C. 2½in. Flush mounting, 25/- each.  
0-200 v. A.C. 3½in. Flush mounting, 25/- each.  
0-300 v. A.C. 3½in. Flush mounting, 25/- each.  
S. METERS. 2in. circular calibrated in decibels 5 mA. FSD. 25/- each.

0-1 mA. D.C. m/c. flush, 5in. rectangular. Grade I. 49/6 each.

0-50 microamps. D.C. m/c., projecting 2½in. round, 49/6 each.

0-10 mA. A.C. m/c., rectifier, flush, 3½in. round, 49/6 each.

All brand new and boxed, P. & P. 1/- each.

**VOLTMETER.** 0-160 v. AC/DC. 6in. mirrored scale, in portable wooden case with carrying handle. Good order, 55/-.

**SWINGING CHOKE** 8/40 henrys—3/03. m/a. 110 ohms D.C. resistance. 15/-, post 3/6.

**SOLENOID** 25-watt instrument soldering iron for 220/40 v. A.C./D.C., 22/-, P.P. 1/-.

**BENDIX DYNAMOTORS.** 28 v. D.C. input, 230 v. D.C. output at 100 mA. New and boxed, 19/6, P.P. 2/6.

**UNISELECTOR SWITCH.** 5c/3761, 5 bank 25 way, full-wipe, 37.5 ohm Twin coil D.C. resistance (75 ohm total). Brand new in maker's cartons, 59/6, P.P. 2/6.

**ACCUMULATORS.** Bakelite cased



2 v. 100 ampere, 75 actual. Ex-Govt. New and unused. Complete with carrying handle. Ideal for coupling 6 or 12 v. storage batteries. Size 6½in. x 6½in. x 3½in., 15/- each. Carr. 3/6, 3 sent for 50/- or 6 for £5 carr. paid.

**10-AMP. BATTERY CHARGERS,** for 200-250 v. 50 cycles input, will charge 12 lead acid cells or 20 alkaline cells, metered, switched and fused. As new, £12/10/-, carr. 20/-.

**RCA CRYSTAL MULTIPLIERS MI-19-468** with valves. New and boxed in maker's cartons, 39/6, carr. 5/-.

**AC-DC RECTIFIER POWER SUPPLY UNIT.** 230 v. A.C. 50 cycles input 100 v. D.C. output max. 10 amps., £12/10/-, carr. 20/-, Ditto at 2½ amp., £4/10/-, carr. 7/6.

**MICROPHONE STANDS** 3 sections of 18½in. per section. Extends to 56in. Stands securely on 3 legs which fold together for carrying. A robust job, only 21/-, P.P. 2/6.

**DRY BATTERIES.** H.T. 90 v. + 60 v. L.T. 4½ v. Suitable for No. 18 or 3B set. H/D layer built in good condition (Ex-Govt.), only 6/-, P.P. 3/-, A box of six sent for 30/-, carr. 9/-.

**MARCONI CRYSTAL CALIBRATOR.** Frequency coverage 170/240 Mc/s. Directly calibrated, accuracy .001%. Operation 200/250 volts A.C. Supplied complete with 5 Mc/s crystal and spare set of 5 valves, in original transit case, brand new with instructions, £4/15/6 each, carr. 10/-.

**C.M.G. 25 PHOTO CELLS (OSRAM).** Brand new. 15/-, P.P. 1/-.

**TRANSFORMERS.** 110-230 v. Pri. Sec. 26 v. tapped to 41 v. at 14 amps. New and boxed, £3/10/-, carr. 5/-.

**T.C.C. 8 Mfd. 750 v. D.C. W/kg. condensers** paper block Type 92. Upright mounting. Brand new, 8/6, P.P. 1/9.

**SOUND POWERED HEADPHONES.** Very sensitive, 15/- per pair. Moving coil ditto, 12/6 per pair. D.L.R. low resistance, good quality, complete with lead, 8/6, P.P. 1/6.

**WAVEMETER TYPE W 1310** (Marconi Ex-Govt.) coverage 155-230 Mc/s continuous. Complete with chart and test prods. As new for 200-250 v. A.C. mains operation, £4/15/-, carr. 10/-.

**SPECIAL TERMS FOR QUANTITIES—EXPORT ORDERS PROMPTLY EXECUTED.**

**NEW S.T.C. AND "WESTALITE" SELENIUM RECTIFIERS.** Largest L.T. range in Great Britain. Latest Current Products. NOT Surplus.

**REDUCED PRICES (1st APRIL)**

S.T. & C. E.H.T. K3/15, 4/9; K3/45, 8/10; K3/50, 9/4; K3/100, 15/10; all post 4d. extra.  
**BRIDGE CONNECTED FULLWAVE.**  
 17v. 1a., 12/8; 1.5a., 25/-; 2.5a., 31/-; 3a., 29/-; 4a., 35/-; 5a., 36/6; all post free.  
 33v. 0.6a., 21/3; 1a., 21/9; 1.5a., 43/-; 2a., 51/-; 3a., 51/-; 4a., 61/-; 5a., 65/-; all post 1/6.  
 54v. 1a., 31/6; 1.5a., 59/-; 2a., 70/-; 3a., 70/-; 5a., 92/-; 72v. 1a., 40/-; 1.5a., 74/-; 2a., 90/-; 3a., 90/-; 5a., 118/-; 100v. 1a., 58/-; 1.5a., 106/-; 2a., 128/-; 3a., 128/-; 5a., 172/-; all post 1/10.

**BRIDGE CONNECTED WITH 7 1/2in. SQUARE COOLING FINS.** 17v. 6a., 51/-; 10a., 58/-; post 2/3.

**BRIDGE CONNECTED HEAVY DUTY FUNNEL COOLED OR 7 1/2in. SQUARE COOLING FINS.** Both types, same price.  
 17v. 12a., 90/-; 20a., 114/-; 30a., 164/-; 50a., 265/-; 33v. 6a., 85/-; 10a., 98/-; 12a., 168/-; 20a., 194/-; 54v. 6a., 118/-; 10a., 138/-; 72v., 6a., 152/-; 10a., 178/-; 100v. 6a., 217/6; 10a., 255/-; all post 3/-.

**REVISED PRICES (7th FEB.)**

"WESTALITE" (BRIDGE). 12-15v. D.C. 0.6a., 12/-; 1.2a., 30/-; 2a., 32/6; 2.5a., 49/-; 5a., 37/6; 10a., 64/6; 20a., 117/6; 30a., 171/-; 50a., 278/-; 24v. 1.2a., 30/-; 2.5a., 49/-; 5a., 60/-; 10a., 109/6; 20a., 208/-; 36v., 1.2a., 47/6; 2.5a., 84/-; 5a., 82/6; 10a., 154/6; 100v. 1.2a., 82/6; 2.5a., 154/6; 5a., 195/6; 10a., 391/-.  
 All post extra from 1/6-3/-. E.H.T. Rects., 14D134, 25/-; 36EHT60, 35/10, post 4d. 1 m.a. A.C./D.C. meter-rects., 14/6.

Wholesale and Retail

Special Price for Export and Quantity

**T. W. PEARCE**

66 Great Percy Street, London, W.C.1  
 Off Pentonville Road. Between King's Cross and Angel

*Excellence in design..*

Specialists in Sub-miniature Telecommunication Components

Approximate size



**CIRCULAR STAND-OFF INSULATOR**

1,000 Volts working—5pF capacity to earth

Diameter .5"—Height .35"

Fixing hole diameter .12"

**OXLEY**

**DEVELOPMENTS CO. LTD.**  
**ULVERSTON, NORTH LANCs.**

Tel.: ULVERSTON 3306

**CONDENSERS**

"METALPACK" CONDENSERS 0.5μF 500 v. 2/-; 0.25μF 500 v. 1/9. 0.1μF 500 v. 1/6. 0.1μF 350 v. 1/-; 0.05μF 500 v. 0.02μF 750 v. 0.005μF 1,000 v. 0.002μF 1,000 v. and 0.001μF 750 v. all at 10d. each. (Special price for quantities).

**SILVER MICAS AND MOULDED MICAS.** Per 100, 22/6

**PHILIPS TRIMMERS** (Beehive type), 3 to 30 pf., 1/- each or 24 per 100.

**WAFER SWITCHES** 4 p. 3 w. at 2/-, 4 p. 2 w., at 1/9, with 1 in. spindle. 2 p., 4 w., with 1/2 in. spindle at 1/-.

**RHEOSTATS W/W** 30 ohms. with S.P. switch 1/2 in spindle. 2/- each.

**DUAL POTS** 2x1 megs. 1/2 in. spindle, 2/- each 500 k. pots with S.P. switch 1/2 in. spindle, 2/3 each. 50 k., 100 k., 500 k., Pots with 1 in. spindle, 10/- per doz.

**TOGGLE SWITCHES** D.P. 1/9 each.

**TRANSFORMERS** 200/240 v. input 820-0-820 v. output No fls., 30/- each.

**CHOKE** to suit 15 H. 300 mls. 110 ohms, 12/6 each. or 37/8 the pair.

**SPIRAL LEVELS**, small for Instruments etc. 1 in. long 1/2 in. wide 1/- each, or 9/- doz.

**SPYLOK FUSE HOLDERS.** 5 amp. and 15 amp., 2/- each.

**VALVE HOLDERS.** Int., Octal (U.S.A. type), 6/- doz B.T.G. Ceramic with lower skirt, 8/6 doz.

**COLVERN W/W** pots, 25 k. and 50 k. (preset), 1/6 each, or 15/- doz.

**PRECISION RESISTORS.** 3,000 ohms. ± 0.5%. 2/- each, or 20/- doz.

**BALANCED ARMATURES.** (Inserts), 3/- each, or 30/- doz. These are very useful as a small speaker, etc.

**RECEIVERS, U.S.A.** CV46048 (part of R.U.19) Valves, 3 type 78, 2 type 77, and 1 type 1624. One coil set with each Freq., 1330-2040 Kcs., price 18/6 each. Post 2/6.

**COMMAND TRANSMITTERS.** B.C.457-A. Freq. 4-5.3 Mcs. Valves 2, 1625, 1, 1626, 1, 1629 and Xtal 4600 Kcs., 15/- each.

**PARMEKO RE-ENTRANT SPEAKERS** (Heavy duty). 10 ohms. 15 watts, as new, 11/0- each, 4 for £20.

**BLOCK PAPER CONDENSERS.** We still have large quantities of these in stock. Types and prices as advertised in the March issue W.W.

All goods offered are EX W.D. new and unused. Orders under £1 please include postage.

TERMS C.W.O. WRITE OR CALL

**W. MILLS**

3B TRULOCK RD., TOTTENHAM, N.17

Phone: Tottenham 9213 & 9310

PURCHASE, HIRE OR HIRE-PURCHASE

**VORTEXION**

Tape Recorders and P.A. Equipment, etc.

also Recordings—Tape to Tape/Disc Service

**GRIFFITHS HANSEN (Recordings) LTD.**

32-33, GOSFIELD STREET, LONDON, W.1  
 Phones: MUSeum 2771/0642

**Bridge Meggers**

Series 2 250 volt £25,

500 volt £45.

1,000 volt £55.

Packing and carriage 12/6.

**Insulation Testers**

Evershed and Vignoles Wee Megger

500 volt £12.10.0.

250 volt £11.10.0.

Record 500 volt £10.

All with leather cases.

**WESTON** Multirange tester model 785, 20,000 ohms per volt, from £12.10.0.

**METERS**

4" sq. 0-50 microampere, £5.10.0. p.p.

A.C. current, any size single or up to 8 ranges. 1 mA.-10 A. F.S.D. with current transformer.

**REPAIRS**

All types and makes of single and multi-range meters repaired and converted to your requirements.

**METERS SUPPLIED TO YOUR SPECIFICATIONS**  
 Delivery 7-14 days.

Microampere meters our speciality.

**THE V.Z. Electrical Service**

4 LISLE STREET, LONDON, W.C.2  
 TELEPHONE: GERRARD 4861

**TANNOY**  
 SOUND EQUIPMENT

Tells you what's going on clearly

WEST NORWOOD · S.E.27  
 Telephone: GIPsy Hill 1131 (7 lines)

**With the 'ASPDEN' TAPE DECK & AMPLIFIER KITS**

You can build a quality Tape Recorder

**TAPE DECKS**, 2 Models, 5in. or 7in. spools, two speed, twin track, high class motor, ferroxcube heads, complete with all instructions.

- Model 521 Kit ..... £7 10 0
  - Model 721 Kit ..... £8 10 0
  - Amplifier, record/replay Kit ... £5 18 0
  - Power Pack Kit ..... £2 18 6
- (Both without valves).  
 Carriage extra.

From the tropics—  
 D.B. of Malaya writes:—

"The recorder is now working as well as a commercial model and I am very pleased with it."

to the Pole:—

This tape deck and amplifier is being used in the Antarctic by a member of the expedition.

Send stamp for full particulars to:—  
**W. S. ASPDEN,**  
 Stanley Works, Back Clevedon Rd.  
 Blackpool Lancs.

**NEW BOOKS ON RADIO & TELEVISION**

- Electrical Production of Music, by Alan Douglas. Postage 1/3..... 28/-
- T.V. Synchronising Separators, by G. N. Patchett. Postage 4d..... 5/-
- Radio Servicing, Fault Finding, by G. N. Patchett. Postage 4d..... 5/-
- Hi-Fi Year Book 1957 Postage 1/6..... 10/6
- Introduction to Printed Circuits, by R. L. Swiggett. Postage 1/6..... 21/-
- Electronics Made Easy, by Popular Mechanics. Postage 9d..... 6/-
- Transistor Techniques, by Gernsbach Library. Postage 6d..... 12/-
- T.V. Engineering Handbook, by D. G. Fink. Postage 2/6..... 112/6
- T.V. Conversion for I.T.A., by C. E. Lotcho. Postage 1/3..... 25/-
- Foundation of Wireless 6th Ed., by S. Ogile. Postage 1/6..... 12/6
- Beginners Guide to Radio, by F. J. Camm. Postage 6d..... 7/6
- Brimar Valve and T.V. Tube Manual. Postage 6d..... 5/-
- A.R.R.L. Handbook, 1957 Postage 1/6..... 32/6

**UNIVERSAL BOOK CO.**  
 12 LITTLE NEWPORT STREET,  
 LONDON, W.C.2 (adjoining Lisle Street)

### C.R.T. ISOLATION TRANSFORMERS

For Cathode Ray Tubes having Heater/Cathode short circuit for C.R. Tubes with falling emission.

Type A. Low leakage windings. Ratio 1:1.25 giving a 25% boost on Secondary.

2 volt	10/8 each
4 volt	10/8 each with Tag
6.3 volt	10/6 each Panel and
10.8 volt	10/6 each Solder Tags
13.3 volt	10/6 each

Ditto with mains primaries 12/8 each

Type B. Mains input 220/240 volts. Low Capacity. Multi Output 2, 4, 6.3, 7.3, 10 and 13 volts. Input has two taps which increase output volts by 25% and 50% respectively. This transformer is suitable for all Cathode Ray Tubes. With Tag Panel 21/- each.

Type C. Low capacity wound transformer for use with 2 volt Tubes with falling emission. Input 220/240 volts. Output 2-21-21-21-3 volts at 2 amps. With Tag Panel 17/6 each.

All isolation transformers are individually boxed, labelled and clearly marked with relevant data.

NOTE:- It is essential to use mains primary types with T.V. receivers having series connected heaters.

RESISTORS. All values. 10 ohms to 10 meg., 1/4 w. 4d.; 1/2 w. 6d.; 1 w. 8d.; 2 w. 1/1; 5 w. 1/1.

HIGH STABILITY. ± w. 1%. All preferred values 100 ohms to 10 meg.

8 watt WIRE-WOUND RESISTORS 1/3  
10 watt 25 ohms-10,000 ohms 1/6  
15 watt 25 ohms-10,000 ohms 2/3

WIRE-WOUND POTS and WATT LAB. COLLECTOR, 2/3

Pre-set Min. T.V. Type Standard size Pots, 2 1/2in. Knurled Slotted Knob. Spindle High Grade. All values 25 ohms to 30 Values, 100 ohms to 50 K. K, 3/- ea. 50 K, 4/-.

Ditto Carbon Track 60 K. W/W EXT. SPEAKER to 2 Meg., 3/-. CONTROL 100, 3/-.

O.P. TRANSFORMERS. Heavy Duty 50 mA., 4/6. Multi-ratio push-pull, 6/6. Tapped small pentode, 3/6. Hygrade Push-Pull 7 watts, 15/6.

L.F. CHOKES 15/10 H. 60/65 mA., 5/-; 25/20 H. 100/120 mA., 11/6; 20/15 H. 120/150 mA., 12/6; 5 H. 250 mA., 15/-.

MAINS TRANS. 350-0-350 mA., 8.3 v. tapped 4 v. 4 s. 6 v. tapped 4 v. 2 a., ditto 250-0-250 mA., etc., 21/-.

Bargain 250-0-250 mA., 6 v. 4 a., 4 v. 2 a., 15/-.

I.F. TRANSFORMERS 7/6 pair  
465 Kcs Slug tuning Miniature Can 2 1/2 x 1 1/2 in. High Q and good band width. By Pye Radio, Data sheet supplied.

Wearite M800 IP Transformers 465 Kcs, 12/6 pair.

HEATER TRANS. Tapped 200/250 v. 8.3 v. 1 1/2 amp., 7/6.

ALADDIN FORMERS and CORES. 3d.; 1in., 10d.; 3in. FORMERS 5937/8 and Cans TW1/2. 1in. sq. x 2 1/2in. and 1in. sq. x 1 1/2in. 2/- complete with cores.

SLOW MOTION DRIVES. Epicyclic ratio 6:1. 2/3.

TYANA. Midget Soldering Iron. 200/220 v. to 230/250 v., 16/9. SOLO MIDGET IRON. 25 w., 24/-.

MAINS DROPPERS. 3 x 1 1/2in. Three Adj. Sliders, 3 amp. 7/6 ohms, 4/3. 2 amp. 500 ohms, 4/6.

LINE CORD. 3 amp., 80 ohms, per foot, 2 amp., 100 ohms, per foot, 2 way, 6d. per foot, 3 way, 7d. per foot.

CRYSTAL MIKE INSERT by Acos  
Precision engineered. Size only 1 1/2 x 3/16in. Bargain. Price 6/6. No transformer required.

MIKE TRANSF. Ratio 50:1, 3/9 ea.; 100:1, 1/10/6.

LOUDSPEAKERS P.M. 3 OHM. 2 1/2in. square 17/6  
3in. R.A. 17/6 7in. x 4in. G-noodsman 21/-  
1 1/2in. Square Elac, 21/- 8in. Elac, 22/6  
4in. Goodman, 12/6 10in. R.A. 30/-  
TSL TWEETER L875, 8/6 12in. Plessey 30/-  
3in. M.E. 2.5 k. field tapped O.P. transformer, 24/6

CRYSTAL DIODE. G.E.C., 2/- GEX34, 4/- 40 Circuits, 3/-

CRYSTAL SET CONSTRUCTION. Kit 12/6. Book 1/-

H.R. HEADPHONES. 4,000 ohms, brand new. 16/6 pair.

SWITCH CLEANER. Fluid, squirt sprout, 4/3 tin.

TWIN GANG CONDENSERS. 365 p.f. Miniature, 11in. x 1 1/2in. x 1 1/2in., 10/- .0005 Standard with trimmers, 9/-; less trimmers, 3/- Midget, 7/6; 2-gang 500 p.f., 7/6.

SUPERHET COIL PACK 27/6  
Miniature size 2 1/2 x 3 1/2in. High Q dust proof coils. SHORT, MED., LONG. GRAM switching with connection diagram and circuit. 475 Kcs I.F.

VALVE HOLDERS. Pax int. Oct., 4d. EF50, EA50, 6d. B12A, CRT, 1/3. Eng. and Amer. 4, 5, 6, 7 and 9 pin. 1/-.

MOULDED Mazda and Int. Oct. 6d., 8/6, B7A, B8, B9A, 9d. B7G with can, 1/6. VCR37, 2/6. B8A with can, 2/6.

CERAMIC EF50, B7G, Int. Oct., 1/- B7G with can, 1/9.

SPEAKER FRET. Gold Cloth 18in. x 25in., 5/- 25in. x 36in., 10/- Expanded metal, Silver 1 1/2 x 9 1/2in., 2/- each. 14 1/2in. x 12in., 3/- each.

Tyzan 4in. 6in. wide, 10/-; 2 1/2in. wide, 5/- ft.

WAVE CHANGE SWITCHES. 2 p. 2-way, short spindle..... 2/6  
2 p. 4-way 3 p. 2-way, long spindle..... 3/6  
2 p. 4-way 2 water, long spindle..... 6/6  
2 p. 6-way, 4 p. 2-way, 4 p. 3-way, long spindle.... 3/6  
3 p. 4-way, 1 p. 12-way, long spindle..... 3/6

Wave change "MAKITS", 1 water 8/6; 2 water 12/6; 3 water 16/-; 4 water 19/6; 5 water 23/-; 6 water 26/6.

TOGGLE SWITCHES. 3 P., 2/-; D.P. 3/6; D.F.D.T. 4/-.

SLUGS, BOLTS. 12 of each, 2, 4 or 6 BA..... 1/-

KNOBBS GOLD ENGRAVED. Walnut or Ivory. 1 1/2in. diam., 1/6 each. "Focus", "Contrast", "Brilliance", "Brilliance-On/Off", "On-Off", "Volume", "4 Volt-On-Off", "Tone", "4 Tuning", "Trebble", "Bass", "Wavechange", "Radio", "Gram", "S.M.L. Gram", "Record-Play", "4 Brightness", ditto, not engraved, 1/-.



1957 RADIOGRAM CHASSIS

THREE WAVEBANDS FIVE VALVES  
S.W. 16 m.-50 m. LATEST MULLARD  
M.W. 200 m.-550 m. ECH42, EF41, EBC41,  
L.W. 800 m.-2,000 m. EL41, EL240

12 month Guarantee. A.G. 200/250 v., 4-way switch. Short-Medium-Long-Gram. A.V.C. and Negative feedback. 4.2 watts. Chassis 13 1/2in. x 8 1/2in. x 2 1/2in. Glass Dial 10 x 4 1/2in. horizontal or vertical available. 2 Pilot Lamps. Four Knobs, Walnut or Ivory, signed and calibrated. Chassis isolated from mains.

BRAND NEW £10.10.0 Carr. 4/6.

TERMS: Deposit £5/5/- and 6 monthly payments of £1. MATCHED SPEAKERS FOR ABOVE CHASSIS: 8in., 19/6; 10in., 25/-; 12in., 30/-.

### RECOMMENDED FOR ABOVE CHASSIS

### R.C.S. SCOOP HIGH FIDELITY AUTOCHANGER

1957 MODEL RC456

For 7", 10", 12" Records 16, 33, 45, 78 r.p.m.

4 SPEEDS - 10 RECORDS WITH STUDIO "O" PICK-UP

BRAND NEW IN MAKER'S BOXES

OUR PRICE £9.15.0 Post free.

### B.S.R. MONARCH 4-SPEED AUTOMATIC RECORD CHANGERS

1957 MODELS

Brand new and fully guaranteed 12 months.

NOT JOB LINE REJECT STOCK

Designed to play 16, 33, 45, 78 r.p.m. Records 7in., 10in., 12in. Lightweight Xtal pick-up, turnover head, two separate sapphire styli, for Standard and L.F. Each plays 2,000 records. Voltage 200/250 A.C.

OUR PRICE £8.15.0 each. Post free.

Terms: Deposit £5 and 5 monthly payments of £1. Space required 14in. x 12in. 5in. above and 3in. below.

### TRANSISTORS 10/- ea. JUNCTION TYPE AUDIO (P.N.P.)

R.F. 2 Mc/s 21/- ea.

B.S.R. MONARCH. 3-speed Motor and Turntable with selecting switch for 33, 45 and 78 r.p.m. records. 100-120 v. and 200-250 v. A.C. 50 c.p.s. Also B.S.R. MONARCH Lightweight Pick-up with Acos Xtal turnover head, separate Sapphire styli for L.F. and standard records. SPECIAL OFFER, THE TWO £4/12/6, post 2/6. 14 x 12 1/2in. Cut out board 6/-.

### Teleton Band III Converter

London, Midland and Northern for all T.V. Makes T.R.F. or Superhet Ready wound coils, two EF80 valves, all components, punched chassis, circuit diagram, wiring plans. COMPLETE KIT for mains operation. 200-250 V. A.C. £3/10/-.

AS ABOVE LESS POWER PACK. Requires 200 v. 20 mA. H.T. 6.3 v. 0.6 a. L.T. £2/5/-.

GARRARD RC 80m 3 speed Autochange Universal AC-DC 100-250 volts. List price £27/10/-.

OUR PRICE £15.15.0 carr. & ins. 5/-.

AMPLIFIER-RECORD PLAYER CABINETS. Cabinet size 18 1/2in. x 13 1/2 x Ht. 8 1/2in., with motor board 14 x 12 1/2in., £23.0.

GARRARD. 4-speed Single Record Player with GC2 Turnover Head for 78 r.p.m. and L.F. Space required 14in. x 12 1/2in. 2 1/2in. above 2 1/2in. below. Model 4 SP - BARGAIN 88.

T.V. PRE-AMP. (McMICHAEL)

Will amplify output of your Teleton Converter, etc., Tunable Channels 1 to 5. Midget size. High gain fringe model. B.V.A. Valve. Instructions supplied. READY FOR USE (H.T. 200V., L.T. 6.3V., .3 amp. required). PRICE 25/- each. BRAND NEW. SPECIAL MAINS POWER PACK for above, 25/- extra.

### Volume Controls 80 ohm COAXIAL

Midget size  
Long spindles. Guaranteed 1 year. All values 10,000 ohms to 2 Meg. No. Sw. S.P. Sw. D.P. Sw. 3/1, 4/9  
Lin or Log Tracks

COAXIAL PLUGS 1/- DOUBLE SOCKET 1/3  
SOCKETS 1/4- COILET BOXES 4/6

BALANCED TWIN FEEDER per yd. 6d. 80Ω or 300Ω

TWIN SCREENED BALANCED FEEDER 1/- yd. 80 ohms.

TRIMMERS, Ceramic, 80, 50, 70 pf., 9d. 100 pf., 150 pf., 1/3. 250 nt., 1/6. 600 pf., 750 pf., 1/9. Philis 1/- ea.

ALUMINIUM CHASSIS. 18 s.w.g. Plan, undrilled, with 4 sides, riveted corners and lathee fixing holes, with 2 1/2in. sides. 7 x 4in., 4/6; 8 x 6in., 5/9; 11 x 7in., 6/9; 13 x 9in., 8/6; 14 x 11in., 10/6; 15 x 14in., 12/6; and 18 x 16 x 3in., 14/6.

BLACK CRACKLE PAINT. Air drying, 3/- 5in. P.V.C. CONN. WIRE, 10 colours, single or stranded, 2d. yd. 5in. RADIO SCREWDRIVERS, 6d. each.

NEON MAINS TESTER SCREWDRIVERS, 5/6.

MULTICORE SOLDER 60/40, 18 s.w.g., 3d., 16 s.w.g., 4d. yd.

### PURETONE RECORDING TAPE 12/6

1,200ft. on standard fitting 7in. Plastic reels  
Brand new, boxed, 12/6.

Spare Spools 5in. metal, 1/6. 7in. Plastic, 4/3.

FERROVOICE PLASTIC TAPE, 25/-

First Quality. Highly Recommended. Brand new. 1,200ft. on 7in. plastic Reels, 25/-.

SENTREX RECORDERS. E.H.T. TYPE FLY-BACK. VOLTAGES. K3/25 3 kV, 5/-; K3/40 3.2 kV, 7/-; K3/45 3.6 kV, 7/6; K3/60 4 kV, 8/-; K3/100 8 kV, 14/6.

MAINS TYPE, RM1, 125 v.; 60 mA., 5/-; RM3, 100 mA., 6/-; RM3, 120 mA., 8/-; RM4, 250 v. 275 mA., 16/-.

MINIATURE CONTACT COOLED RECTIFIERS. 250 v. 50 mA., 8/6; 250 v. 85 mA., 9/6.

"Q" type adj. transformer 40s each. Osamor Midget Teleton. L. & Med. T.R.F. with reaction, 3/6.

FERRITE ROD AERIALS. M.W. 8/8; M. & L. 12/8.

J.R.F. COILS A/H.F. 7/- pair. E.F. CHOKES 2/6.

T.A.SON F.M. TUNER COIL SET. 22/6. H.F. coil, aerial coil, Oscillator coil, two I.F. transformers 10.7 Mc/s., Detector transformer and heater choke. Circuit and component book using four 6AM6, 2/- J.B. Chassis and Dial, 19/6. Complete Kit, £5/15/6. With Jason superior calibrated dial, £6/15/6.

CONDENSERS. New stock. .001 mid. 7 kV. T.O.C., 5/6. Ditto 20 kV., 9/6; 100 pf. to 500 pf. Micaf, 6d.; Tubular 500 v. .001 to .01 mid., 9d., .05, 1/-, 1/-, 15/6, 5, 14/9; 1,350 v., 9d.; 1,600 v., 1/3; 1 mid., 2,000 v., 4/-.

CERAMIC COND. 50 v., 3 pf. to .01 mid., 10d.

SILVER MICA CONDENSERS. 10% 5 pf. to 600 pf., 1/-; 600 pf. to 3,000 pf., 1/3. DITTO 1% 1.5 pf. to 600 pf. 1/9; 515 pf. to 5,000 pf., 2/-.

### NEW ELECTROLYTICS. FAMOUS MAKES.

TUBULAR	TUBULAR	CAN TYPES
1/350 v. 2/-	100/25 v. 3/-	8+16/450 v. 5/-
2/450 v. 2/3	8+8/500 v. 4/6	18+16/500 v. 6/-
4/450 v. 2/-	16+16/500 v. 6/-	6,000 mid. 6 v. 6/6
8/450 v. 2/3	CAN TYPES	32+32/500 v. 4/6
8/500 v. 2/9	Chps	3d. 32+32/450 v. 4/6
16/450 v. 3/6	16/450 v. 3/6	64+120/275 v. 7/6
16/600 v. 4/-	32/350 v. 4/-	64+100+250 v. 11/6
32/450 v. 5/6	64/350 v. 5/6	100+200/257 v. 7/6
25/25 v. 1/9	100/275 v. 5/6	
50/25 v. 1/9	50+50/350 v. 7/-	1,000+1,000/6 v. 12/6
		100+500/5 v. 8/6

FULL WAVE BRIDGE SELENIUM RECTIFIERS. 2, 6 or 12 v. 1 1/2 amp., 8/9; 2 a., 11/3; 4 a., 17/6.

CHARGER TRANSFORMERS. Tapped input 200/250 v. for charging at 2, 6 or 12 v. 1 1/2 amp. 13/6; 4 amp. 21/-.

All Boxed VALVES		New & Guaranteed	
1B5 8/6	6K8 8/6	EAC80 8/8	EZ51 11/6
1B5 8/6	6L6 10/6	EB91 8/8	H145 1/8
1T4 8/6	6Q7 10/6	EB33 8/8	HAC90 12/6
3B4 8/6	6A7 7/6	EBC41 10/6	HVR2A 7/8
3V4 8/6	6N7 8/6	EBP90 8/6	MU14 10/6
5U4 8/6	6V6 7/6	ECC84 12/6	PC84 12/6
5Y3 8/6	6V6GT 8/6	ECF90 10/6	PCF90 10/6
5Z4 10/6	6X4 7/6	ECP92 10/6	PCF92 10/6
6AG6 8/6	6X5 7/6	ECH42 10/6	POL82 10/6
6AR5 5/8	787 8/6	ECL80 8/6	PL81 11/8
6BE6 7/8	12A6 7/6	KCL82 12/6	PL82 10/6
6BE6 10/6	12AH8 10/6	EP29 7/6	PY80 10/6
6BW6 8/6	12AT7 10/6	EP41 10/6	PY81 10/6
6BW7 8/6	12AU7 10/6	EP69 5/6	PY82 10/6
6DG6 8/6	12AX7 10/6	EP85 5/6	SP81 5/6
6DE 7/8	12BE6 10/6	EP89 8/6	UBC41 4/6
6F8 7/6	12BH7 10/6	Sylv.	UCH42 8/8
6H6 3/6	12K7 8/6	EP90 10/6	UP41 8/6
6J6 6/6	19Q7 8/6	EP92 5/6	UY41 8/6
6J6 7/8	3524 10/6	EL32 5/6	UY41 8/6
6J7 8/6	8/6	EL84 10/6	U52 10/6
6K6 8/6	854 1/8	EY51 11/6	U25 11/8
6K7 5/6	8A50 1/8	EZ40 10/6	X79 10/6

## NEW AND ENLARGED SHOWROOMS NOW OPEN

We have no connection with any other firm. Please address all Mail Orders correctly as below.

**RADIO COMPONENT SPECIALISTS** 337 WHITEHORSE RD., WEST CROYDON

OPEN ALL DAY - (Wed. 1 p.m.) 10-page list 3d.

Tel. THO 1665. Buses 133 or 68 pass door. S.R. Stn. Selhurst. 48-hour postal Service. P. & P. 1/-, £2 orders post free (Export extra). C.O.D. Service 1/6

## NEW METERS

(by well-known manufacturers)

to your requirements

# 7-14 DAYS DELIVERY



METER REPAIRS  
by  
SPECIALISTS

Phone  
HOP 1408

Prompt and  
Efficient  
Service

### INSTRUMENTS ELECTRICAL CO.

107, Newington Causeway, London, S.E.1

### D.C. TELEPHONE REPEATER

Western Electric X-61824, each with two  
rectifiers, Western 115v. 50-60 cycles  
X.61680B-2. Brand new.

Full list available. Send your requirements.

### N.A.R. Agencies Ltd.

40 King's Road, London, S.W.3

### BRASS, COPPER, DURAL, ALUMINIUM, BRONZE

ROD, BAR, SHEET, TUBE, STRIP, WIRE  
3,000 STANDARD STOCK SIZES  
No Quantity too Small. List on Application

H. ROLLET & Co. Ltd.

6 Chesham Place, S.W.1. SLOane 3463  
ALSO AT LIVERPOOL, BIRMINGHAM,  
MANCHESTER, LEEDS

## CABLE & WIRELESS LTD.

invite applications from young men aged about 24-30 for appointment as Development Engineers at their London Head Office. Applicants should possess B.Sc. or H.N.C. and, for preference, have specialised in Telecommunications Engineering. Commencing salaries according to age (a) B.Sc. aged 25 £756 p.a., aged 30 £970 p.a. rising by annual increments to £1,075 p.a. inclusive, with promotion prospects up to £1,625 p.a. (b) H.N.C. aged 25 £675 p.a., aged 30 £810 p.a. rising by annual increments to £1,050 p.a. with prospects of promotion to higher grades. Service in the company is pensionable. Candidates should apply in writing, giving full particulars of qualifications and experience to the Personnel Officer, Cable and Wireless Limited, Mercury House, Theobald's Rd., London, W.C.1.



—OF COURSE

FOR THE

# Cydon

## "TELETUNER"

units available for  
all known channels

### UNCLES, BLISS AND CO. LTD

NEW FARRAGE · CHERY ORCHARD RD · EAST FROTON  
SURREY · TELEPHONE: CROYDON 3379/6390

## BK PARTNERS LTD.

for specialised loudspeaker  
enclosures and high quality  
audio equipment.

229, REGENT STREET, LONDON, W.1.  
(Entrance Hanover St.) phone: REG 7366

Development Engineer aged between 28 and 35 years, with at least five years' experience in the design of electrical servo systems. Applicants should have degree, A.M.I.E.E. or H.N.C. standard.

Comprehensive pension and insurance schemes are in operation and canteen and social club facilities are provided.

Holiday arrangements can be maintained.

Housing assistance may be given to successful applicants.

Applications, which will be treated in confidence, to:— Personnel Officer, W. H. Sanders (Electronics) Ltd., Gunnels Wood Road, Stevenage, Herts.

## VACANCIES FOR SKILLED CRAFTSMEN IN GOVERNMENT SERVICE AT CHELTENHAM

Experienced in one or more of the following:—

1. Maintenance of radio communication receivers.
2. Sub-assembly lay-out, wiring and testing of radio type chassis.
3. Cabling, wiring and adjustment of telephone type equipment
4. Fault finding in, and maintenance of, electronic apparatus.
5. Maintenance of Teleprinters or Cypher Machines and associated telegraph equipment.

BASIC PAY: £8/11/4 plus up to £2/10/- merit pay, assessed at interview and based on ability and experience.

Opportunities for permanent and pensionable posts.

Five-day week, good working conditions, single accommodation available.

Apply to: Personnel Officer, G.C.H.Q. (FOREIGN OFFICE), 53 Clarence Street, Cheltenham.

A vacancy exists in our Pre-Production Department for a TECHNICAL ASSISTANT conversant with the manufacture of electronic and magnetic amplifier equipments. Experience in production techniques and technical qualifications to H.N.C. are desirable.

Housing assistance will be given to successful applicants.

Canteen and social club facilities are provided.

Applications, which will be treated in confidence, to:— Personnel Officer, W. H. Sanders (Electronics) Ltd., Gunnels Wood Road, Stevenage, Herts.

## NEW ZEALAND

### Radio Mechanics

Applications for posts with the New Zealand Post and Telegraph Department are invited from fully experienced single men between 21 and 30.


Excellent pay and conditions. Free passages are granted to successful applicants. For full information apply to New Zealand Migration Office, Adelphi Building, John Adam Street, London, W.C.2, quoting this advertisement.

**COMMERCIAL TELEVISION CONVERTER**

SUITABLE ANY T.V.  
using lower side band

NO ALTERATIONS TO SET

Complete with built-in power supply, 230-250 v. A.C. mains. Case 5½in. long, 3½in. wide, 4½in. high. Incorporating gain control and band switch.

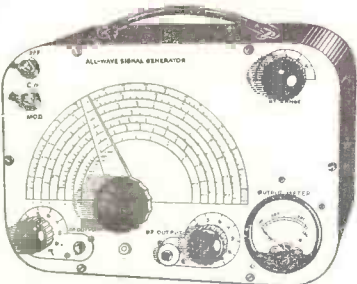


£3/19/6 Plus Post & Packing 2/6.

Illustrated with cover removed.

Coverage 120 Kc/s.-230 Kc/s., 300 Kc/s.-900 Kc/s., 900 Kc/s.-2.75 Mc/s., 2.75 Mc/s.-8.5 Mc/s., 8 Mc/s., 23 Mc/s., 16 Mc/s.-56 Mc/s., 24 Mc/s.-84 Mc/s.  
Metal case 10in. x 6½in. x 4½in. Size of scale, 6½in. x 4½in. 2 valves and rectifier. A.C. mains 230-250 v. Internal modulation of 400 c.p.s. to a depth of 30 per cent., modulated or unmodulated R.F., output continuously variable 100 milli-volts, C.W. and mod. switch, variable A.F. output and moving coil output meter. Grey hammer finish case and white panel. Accuracy plus or minus 2%.

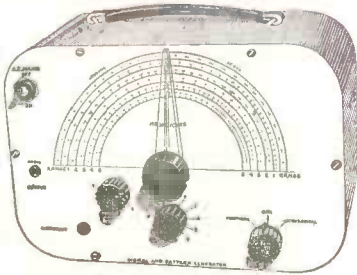
**COMPLETELY BUILT SIGNAL GENERATOR**



£4/19/6 or 3½/- deposit and 3 monthly payments 25/- P. & P. 4/6 extra.

**SIGNAL & PATTERN GENERATOR**

Coverage 7.6 Mc/s.-210 Mc/s. in five bands, all on fundamentals, slow motion tuning, audio output, 8 vertical and horizontal bars, logging scale. In grey hammer finished case with carrying handle. Accuracy ± 1%. A.C. mains 200-250 v.



£6/19/6 P. & P. 5/6. Or £3 deposit, P. & P. 5/6 and 3 payments of 30/-.

**COMPLETELY BUILT PORTABLE AMPLIFIER**

approx. size 6½x2½ incorporating 2 valves, contact-cooled metal rectifier, bass and treble lit controls and double wound mains transformer 39/6 Plus P. & P. 3/6.

6½" P.M. SPEAKER AND O.P. TRANSFORMER if purchased with the above 18/6. Plus P. & P. 1/6.

**COLLARO 4-SPEED AUTOMATIC CHANGER**

Model 456. A.C. Mains 200/250v. Turnover crystal head. Brand new. £8.19.6 Fully guaranteed. (Suitable for use with above amplifier.) P. & P. 5/-.

**AC/DC MULTI-METER KIT**



Comprising 2in. moving coil meter, scale calibrated in A.C./D.C. volts, ohms and milliamps. Voltage range A.C./D.C. 0-10 0-100 and 0-500. Milliamps 0-10, 0-100; ohms 0-10,000. Front panel, range switch, wire wound pot (for ohms zero setting), two toggle switches, resistors and meter, rectifier.

Complete in case, grey 19/6 P. & P. 1/6. hammer finish. Point to point wiring diagram 1/-, free with kit.

**4 VALVE ALL-DRY SUPERHET PORTABLE KIT**

incorporating ferrite rod aerial

Medium and long waves. In grey leatherette. Size 9in. x 7in. x 6in. Valve line up IT4, IR5, IS5, 3V4. Complete kit of parts (less batteries).

£5/19/6 Plus 3/6 Post and Packing.



**RADIO AND T.V. COMPONENTS (ACTON) LTD.**

23, ACTON HIGH STREET, LONDON, W.3

GOODS NOT DISPATCHED OUTSIDE U.K.

**SMITHS AIRCRAFT INSTRUMENTS Ltd.**

Bishops Cleeve, Cheltenham

**RESEARCH—DEVELOPMENT — PRODUCTION**

This Division of the Smiths Group is undertaking and has already undertaken many research and development projects in the Instrument Field, and for men with first-class knowledge and experience in the research, development, and production of electronic aircraft control systems and mechanical instrumentation there are considerable opportunities. This same field presents alike a challenge and a career to any who have recently achieved technical or scientific qualification at Degree of H.N.C. level and have not decided against working on this aspect of aviation. In both senior and junior grades this division therefore needs

- MECHANICAL**
- and ELECTRICAL ENGINEERS**
- PHYSICISTS**
- AERODYNAMICISTS**
- CHEMISTS**
- MATHEMATICIANS**
- METALLURGISTS**

The range of opportunities for suitable applicants is wide, and the following projects give scope for them to concentrate on what appeals to their enterprise and can be developed through their creative ability.

- (1) *Automatic Pilot and Flight Systems.*
- (2) *Flight Trials and Instrument Installation.*
- (3) *Materials Research.*
- (4) *Mechanical and Electrical Instruments Development.*
- (5) *Engine Controls Development.*
- (6) *Prototype Test and Fault Analysis*
- (7) *Life Test and Quality Supervision.*
- (8) *Production Liaison.*
- (9) *Theoretical Studies on Aircraft and Guided Weapon Control Systems.*
- (10) *Analogue and Digital Computer Development.*
- (11) *Experimental Gyro, Synchros, and Servo System Development.*

Much of this work is vitally important to the Defence and Airborne Commerce of Britain. To keep both strong enough to maintain British independence there is everywhere a great need for qualified men and women with real interest in aviation and allied work.

This company is well aware that people of this calibre are at a premium, and it offers individual consideration, excellent prospects, and a Works set in pleasant country surroundings outside Cheltenham, with facilities for flying, sailing, and riding, in addition to the more usual sports club activities, to all who are selected. Applications will be treated in strictest confidence by the Divisional Personnel Manager.—Write for further information, quoting reference 95/EN/18.

## RESEARCH LABORATORY



A vacancy exists in the Solid State Physics Section for an Assistant to work on semiconductors. H.N.C. in Applied Physics or similar qualification preferred. Some experience with vacuum techniques and chemical processing would be an advantage, but not essential.

The Laboratory serves a large group of Companies and is situated in pleasant rural surroundings near Reading with fast train service to London.

Please write, quoting reference No. SS/A/3, to the Personnel Officer,

Research Laboratory,  
ASSOCIATED ELECTRICAL INDUSTRIES LIMITED,  
Aldermaston Court,  
Aldermaston, Berkshire.

## DESIGN DRAUGHTSMAN

A vacancy exists at Plessey Nucleonics for a Senior Design Draughtsman to become responsible for the design of electronic equipment. Applicants should have had several years' experience in this field and be familiar in designing such equipment to Ministry specifications, where sound methods of design and construction are most important. The successful candidate will be expected to operate with very little supervision and lead a small team on the design of electronic devices in the nuclear energy field. Promotion prospects are good, and this small team will be expanded during the next two years. Applications in writing should be sent to the Chief Engineer, Plessey Nucleonics Ltd., Weedon Road, Northampton.

ELECTRONICS  
IN SCOTLAND

BARR & STROUD LTD., ANNIESLAND, GLASGOW, W.3, have vacancies in their Research and Development Department for:—

**ELECTRICAL ENGINEERS  
AND APPLIED PHYSICISTS**  
to engage in work on

1. Micro-wave circuit and aerial development.
2. Servo-mechanisms.
3. Guided weapons projects.

The laboratories and works are modern, well equipped, and pleasantly situated on the outskirts of Glasgow.

Applicants should write to Managing Director, giving details of qualifications and experience.

## MUIRHEAD &amp; CO. LTD.

Precision Electrical Instrument Makers,

**BECKENHAM, KENT.**

invite applications from  
**MECHANICAL DESIGNERS  
AND DRAUGHTSMEN**

for work on new projects in a wide range of products including

**PHOTO-TELEGRAPH AND FACSIMILE  
EQUIPMENT**

**SHIP STABILIZATION CONTROL GEAR  
SPECIAL PURPOSE ELECTRONIC  
INSTRUMENTS**

**SERVO-MECHANISMS, SYNCHROS etc.**

Applicants should have a sound technical and practical training.

Salaries commensurate with qualifications and experience. A Pension Scheme is in operation and the Company has its own Sports Ground. Please apply in writing stating age, qualifications and salary to the Personnel Manager.

**T**ROUBLE SHOOTERS  
ESTERS  
RAINEE TESTERS

FOR AM/FM RECEIVERS

GOOD RATES AND  
CONDITIONS

APPLY: ACE RADIO LTD.  
WILLESDEN 3902.

## DEVELOPMENT ENGINEER

for Radio and Electrical Manufacturers.

Experienced in the design of radio and associated equipment. High salary for qualified engineer.

AMPLION (1932) LTD., 175/179  
Cricklewood Lane, N.W.2. SPE 1156.

## HEARING AID

## SERVICE ENGINEER

Excellent Opportunity for thoroughly skilled man to join expanding Organisation in London, W.1. Applicant should have at least three years practical experience with all types of hearing aids plus sound theoretical knowledge and mechanical ability. Good working conditions and pay. Bonus scheme. All applications treated in strictest confidence. Write, giving fullest details of past and present experience. Box No. 8463 c/o "Wireless World."

Applications are invited for employment as Technical Assistants, Test Engineers and Testers on Radar and Guided Weapon equipments. The work is varied and interesting and offers opportunities for advancement. Applications should be made to the Personnel Manager, The General Electric Co. Ltd., Applied Electronics Laboratories, Brown's Lane, Allesley, Coventry quoting Ref RG/RRB

SIEMENS BROTHERS & CO. LIMITED  
(an A.E.I. company)

TELECOMMUNICATION TRANSMISSION ENGINEERS required for vacancies on the specialised development staff engaged on work connected with:—

- (a) ELECTRONIC CIRCUITS based on the use of transistors.
- (b) NETWORK DEVELOPMENT including the design of filters and transformers.

The vacancies offer good prospects of advancement and opportunities for wide experience in a small group experimenting with and applying important new techniques. Senior and junior positions available. Qualifications of Honours degree standard in Electrical Engineering, Mathematics or Physics required but actual possession of an Honours degree not essential. Starting salaries in accordance with age and experience from £950 upwards for senior engineers with several years' practical experience in appropriate fields, and from £600 upwards for assistant engineers.

As the MAIN WORKS are in LONDON technical staff can participate in the activities of professional institutions and attend a wide range of lectures and courses.

Liberal pension scheme. Assistance with housing difficulties, if required, may be available in approved cases. Excellent Sports Club and canteen facilities.

Applications giving preliminary outline of qualifications should be sent to the Staff Officer, Ref. 744/72, SIEMENS BROTHERS & CO. LIMITED, WOOLWICH, S.E.18.

VACANCIES IN  
GOVERNMENT SERVICE

A number of vacancies, offering good career prospects, exist for:—

**Radio Operators — Male**

**Cypher Operators —**

**Male & Female**

Apply, giving details of education, qualifications, and experience, to:—

Personnel Officer,  
G.C.H.Q. (FOREIGN OFFICE),  
53 Clarence Street,  
Cheltenham.

## MULTITONE ELECTRIC CO. LTD.

invite applications from  
Intermediate and Junior

ELECTRONIC  
ENGINEERS

for work on the development and testing of an interesting range of new electronic projects. There are vacancies for engineers with a wide range of qualifications and experience up to and including H.N.C. standard. Experience of development work or fault-finding advantageous. Preferred age range 20/30 years but applications will also be considered from young men who have recently left school with Higher School Certificate in Science. Apply stating age and giving particulars of education, training and experience to 12/20, Underwood Street, London, N.1.

**MECHANICAL DESIGNERS**

required for

Interesting New Development Work on Special Purpose Machines, and Jigs and Tools, in connection with C.R. Tubes, Electronic valves and microwave devices.

Qualifications : — H.N.C. (Mech. or Elec.) or equivalent.

ALSO

**MECHANICAL DRAUGHTSMEN**

for C.R.T. Microwave and valve design.

Qualifications : — O.N.C. (Mech. or Elec.) or Inter B.Sc.

Progressive, pensionable positions in an expanding field. Previous experience of electronic vacuum devices preferred but not essential.

5-day week: Canteen and Social Club.

Write giving full details and quoting DO/3 to: **Personnel Officer, M.O. Valve Co., Brook Green, Hammersmith, W.6.**

Manufacturers of Cathode Ray Tubes and Valves for G.E.C.

**PHYSICIST AND ELECTRICAL ENGINEERS**

Progressive positions are open to qualified people of degree standard for work on development and manufacture of special radio valve and microwave devices.

Initial training at the Research Laboratories of the G.E.C. will be available for certain selected candidates.

Canteen, pension fund and social club.

Apply quoting T/1 to:—

**Personnel Officer, THE M.O. VALVE CO. LTD., Brook Green, Hammersmith, W.6.**

MANUFACTURERS of VALVES for G.E.C.

**RADIO TECHNICIANS IN CIVIL AVIATION**

A number of appointments are available for interesting work providing and maintaining aeronautical telecommunications and electronic navigational aids at aerodromes and radio stations in various parts of the United Kingdom.

Applications are invited from men aged 19 or over who have a fundamental knowledge of radio or radar with some practical experience. Training courses are provided to give familiarity with the types of equipment used.

Salary £561 10s. at age 25 rising (subject to a practical test) to £671. The rates are somewhat lower in the Provinces and for those below age 25. Prospects for permanent pensionable posts for those who qualify.

Opportunities for promotion to Telecommunications Technical Officer are good for those who obtain the Ordinary National Certificate in Electrical Engineering or certain City and Guilds Certificates. The maximum salaries of Telecommunications Technical Officers are Grade III £790, Grade II £925, Grade I £1,160.

Apply to the Ministry of Transport and Civil Aviation (ESB1/RT), Berkeley Square House, London, W.1, or to any Employment Exchange (quoting Order No. Westminster 5788).

**THE ENGLISH ELECTRIC VALVE CO., CHELMSFORD, ESSEX**

require a SALES ENGINEER

with a good working knowledge of thermionic devices and their applications. This post calls for a man with initiative and a good personality. Interested applicants should write to Dept C.P.S., 336/7, Strand, W.C.2., quoting Ref. WW 1597C.

**Television Development and Test Equipment Engineers**

A well known West London manufacturer requires Engineers for the development of black and white and colour television receivers and associated test equipment.

Vacancies exist for both Senior and Junior Engineers in the Television Development Department and for Junior Engineers in the Test Equipment Department.

Senior Engineers should have academic qualifications and several years' development experience. Junior Engineers require either academic qualifications or experience in development or equipment calibration and maintenance.

Progressive salary policy ensures rapid advancement for Engineers who show exceptional initiative and responsibility. All posts are permanent and carry the benefit of the Firm's Pension Scheme.

Please write fully, in confidence, stating age, qualifications and experience to Box No. 7441.

**THE POLYTECHNIC 309, REGENT STREET, W.1. SCHOOL OF ENGINEERING**

**FULL-TIME DAY COURSE** are available in Civil, Electrical, Mechanical and Telecommunications Engineering in preparation for college diplomas and for the B.Sc. (Engineering) degree of the University of London (External). These courses extend over a period of three to four years.

Session begins Tuesday, 17th September 1957.

A prospectus may be obtained on application to the **DIRECTOR OF EDUCATION.**

**UNIVERSITY OF SOUTHAMPTON Technical Department FULL-TIME COURSE IN TELECOMMUNICATIONS ENGINEERING**

A two year full-time day course in Telecommunications Engineering is now available. The course prepares candidates for the Intermediate, Final, and Full Technological Certificate Examinations of the City and Guilds of London Institute. It includes Physics for candidates who wish in addition to obtain full exemption from the Graduateship Examination of the British Institute of Radio Engineers.

The next course commences in September, 1957, and early application for entry is desirable. Application forms and further particulars may be obtained from the Technical Officer, the University, Southampton.

**JAMES H. MARTIN & CO., CADENZA du a Imped.nce Microphone & table stand £10.10.0. TRIX T43 Amplifier £19.19.0. APEX band III Converter £15.15.0. TSL LORENZ Concert Soundcorner, £13.16.3. Richard Allen 'Golden unit' speaker 10" diam. £7.5.6. AM/FM Rjdigram chassis from £24. Stamp (only) for Lists. James H. Martin & Co., Finstwhaite, Newby Bridge, Ulverston, Lancashire.**

**TECHNICAL SALESMAN**

with extensive knowledge of U.K. markets for **PUBLIC ADDRESS** and allied equipment required by a new and progressive division of a nationally known Company in Essex. Excellent prospects for enthusiastic and capable salesman well introduced in these markets. Permanent post, pension scheme, basic salary and commission. Apply, in strict confidence, giving details of actual selling experience to

**Box WW 916 LPE 55, St. Martin's Lane, London, W.C.2.**





# Wireless World Classified Advertisements

Rate 7/- for 2 lines or less and 3/6 for every additional line or part thereof, average lines 6 words. Box Numbers 2 words plus 1/-. (Address replies: Box 0000 c/o "Wireless World" Post Office, Stamford St., London, S.E.1.) Trade discount details available on application. Press Day August 1957 issue, Thursday, June 27th. No responsibility accepted for errors.

## WARNING

Readers are warned that Government surplus components and valves which may be offered for sale through our displayed or classified columns carry no manufacturers' guarantee. Many of these items will have been designed for special purposes making them unsuitable for civilian use, or may have deteriorated as a result of the conditions under which they have been stored. We cannot undertake to deal with any complaints regarding any such items purchased.

**NEW RECEIVERS AND AMPLIFIERS**  
**SHIPLEY LABORATORIES, Ltd.**, 3, Prospect Place, Worthing, Sussex, Tel. 30536  
 THE TWA/1515 stereoscopic tape recording and replay amplifier, separate meter monitoring on record and playback on both channels, 13watts O/P each channel, 96gms, TWA/15 tape recording and reproducing amplifier, 15watts O/P for Wearair and Collaro decks, 45gms; COL/WPA recording and replay pre-amplifier, 30gms; both with valve voltmeter monitoring; type SB/1-15E high-fidelity amplifier, exceptionally wide tone-control system, 40mv sensitivity, 20gms, with two inputs and 3-position gram filter, 22gms; specialized amplifiers for the musical and scientific industries including the Mullard 20watt. [0095]

**BUY direct from the makers; we can now supply our R/G chassis and feeder units at keen prices; Model A/F654 an 8 valve AM/FM chassis, 4 watts output; Model A/PT3 a 7 valve AM/FM feeder; 2/4d. stamp for full details and literature; trade enquiries invited.—Bayly Bros., 46, Pavilion Drive, Leigh-on-Sea, Essex. [7135]**

**RECEIVERS AND AMPLIFIERS—SURPLUS AND SECONDHAND**  
**HRO** Rx's and coils in stock, also AR88, BC348R, OF100, etc.—Requirements please to R. T. & I. Service, 254, Grove Green Rd., London, E.11. Ley. 4986. [0053]  
**HALLICRAFTERS VHF AM/FM** receiver type S-27, 27 to 143mc/s., "S" meter, instruction book, £30.—Green, 15, Clanciarde Gdns, W.2. [0234]

**R.F. UNIT No. 2 for Receiver R.209, 7ms** prices compact unit approx. 6½/6×7½ deep with RF stage (IT4) Osc (IT4) and mixed stage (IR5), covers 4 bands 1-20 mgs with super tuning drive (calibrated) and hand spread dial marked 0-100 degrees; I.F. output 465 KC; stabilised oscillator supply; the ideal front end for any communication receiver; complete with valves and brand new in maker's packing; this unit could be easily altered for A.C. supply using Z-777 and X78 valves; complete as above, 59/6 and 2/6 post & packing; or complete with stabiliser but less valves, 39/6 and 2/6 post & packing.  
**WALTON'S WIRELESS STORES**, 46, 47 & 48, Stafford St., Wolverhampton. [0146]

**RECEIVERS AND AMPLIFIERS WANTED**  
**EROMAGIC** receiver, 1935/36 vintage, urgently required; cash available; also see general manual.—[0437] [7038]

**DYNAMOS, MOTORS, ETC.—SURPLUS AND SECONDHAND**  
**LARGE** Bridge connected rectifier units, H.D. charging cut-outs, H.D. starter relays & starter pushes, complete vaporiser equipment for Villiers Mark 10, 20 & 25 petrol engines, to run on paraffin, ex stock.  
**T.W. PEARCE**, 66, Great Percy St., W.C.1.

**TEST EQUIPMENT—SURPLUS AND SECONDHAND**  
**ADVANCE** E2 signal generator, £16 o.n.o.—[7069] Box 8347.  
**S.175/U, B.C.221s, AR88s, S27, S27c, B.C.221c, C.V. Zenith Transceivers, Advance E2, Avot, T1131B; special valves, 707B, 708A, 709A, 714AY, 713.—17, Kent Rd., Atherton, Manchester. [7119]**

**SIGNAL** generators, oscilloscopes, output meters, valve voltmeters, frequency meters, multi-range meters in stock; your enquiries are invited.—Requirements to R. T. & I. Service, 254, Grove Green Rd., London, E.11. Ley. 4986.


**NEW COMPONENTS**  
**50,000** choke cores, unwound, .210in diameter ×½in long.—South Benfleet 2752. [7090]  
**TRANSISTORS**, Audio 10/- R.F. (2.8Mc/s), 21/- interstage P.P. transformer, 2/-; output trans. 7/6; full range of components; list. Osmabert Ltd., 14, Hillside Rd., Tottenham, London, N.15. [0020]

**CRYSTAL** microphone inserts (Cosmocord Mic 6/4), still in steady demand by Hams and Sound Engineers; guaranteed newly made and boxed; 15/6 post free.—Radio-Aids, 29, Market St., Watford, Herts. [0169]

**UNUSED** double-beam C.R.T. (Cossor 89J), with magnets and base; reasonable offer.—[7134] Tel. Arnold 2501.

*as specified...*

## PARTRIDGE TRANSFORMERS for Special Applications



Many current amplifier designs, such as those published by Mullard and G.E.C., specify and approve Partridge Output and Mains transformers. Examples are given below of types suitable for use in many well-known circuits.

### P5000 Series

These truly "High Fidelity" units are especially suited to the Osram and Mullard amplifier designs. Illustrated above is the 20-watt model. Price 95/-. The series includes a mains transformer of similar styling with specification to suit the Mullard 5-10 and Osram 9-12 Amplifiers.

### P5353

An output transformer of advanced design especially suitable and approved by the authors for use in connection with the 50 watt amplifier design incorporating two KT88 valves as described in the article on page 158 "Wireless World," April, by W. Ian Heath, B.Sc.(Eng.) (G.E.C. Research Laboratories) and G. R. Woodville (M.O. Valve Co. Ltd.). Price 115/-.

### P4076

An output transformer specified for the Baxandall amplifier design described in "Wireless World," March and April. Price 36/-.

### P4073

A 4-watt output transformer for the Mullard Tape Amplifier Type A. Price 45/-.

### P4078

A mains transformer as specified for the Collaro Tape Transcriber. Price 50/-. Smoothing choke as specified for the Collaro Tape Transcriber. Price 18/6.

### TYPE MC/5

High Fidelity input transformer (ratio 1:50) fully screened in mu-metal case. Price 38/6.

The above are available now for immediate delivery from your local retailer. If any difficulty write direct to:—

## PARTRIDGE TRANSFORMERS LTD Tolworth, Surrey

Please send me details of the above transformers

Name .....

Address .....

WW/7157

**RADIO CLEARANCE, Ltd.**, 27, Tottenham Court Rd., London, W.1. Tel. Museum 9188.  
**MAINS** transformers, pri. 110v, 200-240v, sec. 300-0-300v, 4v 2amp, 6.3v 2.5amp, 11/-, 2-gang condenser, .0005, var. size, 2½in×2in×1½in. ½in spindle, 4/-, P.M. for rings.  
**WIDE-ANGLE** tetrode tube, fully adjustable, 7/6; T.V. metal rectifiers, 250v 250ma, size 2½in×4in, 12/6; C.T.V. I.F.S. 34mc/s, 2nd, 3rd, 4th vision cans, ½in×1½in×2½in, slug tuned set of 3, 5/6; 2-gang var. 15pt, size 2½in×1½in×1½in, 2/-.  
**VIBRATORS**, 6v synchronous 7-pin, 7/6; vibrator trans., 6v, 7/6  
**WIRE-WOUND** pots, 100Ω, 1in spindle, 2/6; speakers, P.M., 5in 5Ω speech coil, 16/6; sheet aluminium, large variety of sizes in stock.  
**SUB-MINIATURE** electrolytics for transistor circuits, 6mfd, 8mfd, 5v and 6v, size ½in×½in, 2/9; 16mfd, 30mfd, 3v and 6v, size ½in×½in, 2/9.

**ELECTROLYTICS** capacity, voltage, size, type of mounting: 50mfd, 25v, 1½in×½in, tag, 1/6; 100mfd, 12v, 1½in×½in, tag, 1/6; 500mfd, 12v, 1½in×½in, tag, 2/-; 10mfd, 25v, ½in×½in, W/E, 1/3; 4mfd, 150v, 1½in×½in, tag, 1/3; 8mfd, 150v, 1½in×½in, tag, 1/3; 8mfd, 350v, 2in×½in, tag, 1/9; 8mfd, 500v, 3in×½in, clip, 2/6; 16mfd, 350v, 2in×½in, prong, 1/9; 20mfd, 450v, 2in×½in, clip, 2/-; 24mfd, 275-350v, 2in×½in, clip, 2/-; 32mfd, 275-350v, 2in×½in, 2/-; 32mfd, 350v, 2in×½in, clip, 2/6; 32mfd, 450v, 2in×½in, W/E, 2/9; 40mfd, 150v, 2in×½in, prong, 1/6; 40mfd, 350v, 2in×½in, prong, 2/-; 40mfd, 525v, 2in×½in, prong, 3/6; 50mfd, 350v, 2in×½in, W/E, 3/-; 100mfd, 270-300v, 2in×½in, clip, 3/3; 100mfd, 350-425v, 3in×½in, prong, 3/6; 125mfd, 350-425v, 3in×½in, prong, 3/6; 200mfd, 35v, 1½in×½in, tag, 1/-; 200mfd, 250-325v, 3in×½in, 2/6; 200mfd, 275-350v, 3in×½in, prong, 3/6; 250mfd, 25v, 2½in×1½in, clip, 1/6; 250mfd, 150v, 3in×½in, prong, 2/-; 500mfd, 6v, 2in×½in, clip, 1/3; 500mfd, 25v, 2in×½in, clip, 2/6; 1,000mfd, 6v, 2in×½in, clip, 2/-; 1,000mfd, 25v, 3in×½in, clip, 1/6; 2,000mfd, 12v, 2in×½in, W/E, 5/6; 2,000mfd, 25v, 3in×½in, clip, 2/6; 2,000mfd, 50v, 4½in×2in, clip, 5/6; 2,500mfd, 50v, 4½in×1½in, clip, 5/6; 3,000mfd, 25v, 4½in×1½in, clip, 5/-; 4,000mfd, 6v, 3in×½in, clip, 5,000mfd, 25v, 4½in×1½in, clip, 5/6; 8+8mfd, 450v, 2in×½in, W/E, 4/-; 15+15mfd, 450v+20mfd, 25v, 3in×½in, prong, 4/-; 16+16mfd, 275v, 2in×½in, clip, 3/-; 20+10mfd, 450-325v, 3in×½in, clip, 3/6; 20+20mfd, 350-425v, 2in×½in, prong, 4/-; 20+20mfd, 150v, 2in×½in, clip, 2/-; 20+20mfd, 150v, 2in×½in, W/E, 2/3; 20+20mfd, 350-425v, 2in×½in, W/E, 3/9; 20+20mfd, 450v, 3in×½in, prong, 4/6; 30+30mfd, 150v, 2in×½in, clip, 2/6; 32+16mfd, 200v, 2in×½in, prong, 1/6; 32+16mfd, 275-350v, 2in×½in, clip, 3/-; 32+32mfd, 275-350v, 3in×½in, prong, 3/9; 32+32mfd, 350-425v+50mfd, 2in×½in×½in, prong, 4/3; 40+40mfd, 150v, 2in×½in, clip, 2/6; 40+40mfd, 550v, 3in×½in, clip, 3/6; 40+40mfd, 450v, 3in×½in, prong, 4/-; 50+20mfd, 150v, 2in×½in, clip, 2/-; 50+30mfd, 450-525v, 3in×½in, clip, 4/6; 50+50mfd, 150v, 2in×½in, W/E, 2/6; 50+50mfd, 275-350v, 3in×½in, clip, 3/6; 50+50mfd, 300-350v, 2in×½in, clip, 4/6; 50+50mfd, 350-425v, 3in×½in, prong, 5/6; 60+100mfd, 275-350v, 3in×½in, clip, 4/6; 60+200mfd, 275-350v, 1½in×½in, clip, 5/-; 60+250mfd, 275-325v, 4½in×1½in, clip, 4/6; 60+250mfd, 275-350v, 4½in×1½in, clip, 5/6; 100+250mfd, 350-425v, 4½in×1½in, clip, 7/-; 200+100mfd, 275-350v, 4½in×1½in, clip, 6/6; 200+200mfd, 275-350v, 4½in×1½in, clip, 7/6; 1,000mfd+1,000mfd, 6v, 3in×½in, clip, 3/6; 12+24+30+30, 275-350v, 2in×½in, prong, 3/6; 16+8+4mfd, 275-350v, 2in×½in, prong, 3/6; 16+24+8mfd, 2in×½in, clip, 5/-; 20+20+10mfd, 275-350v, 2in×½in, prong, 3/6; 20+20+20mfd, 150v, 2in×½in, prong, 2/9; 30+25+20mfd, 150v, 2in×½in, clip, 2/9; 32+32+2mfd, 275-350v, 3/-; 32+32+8mfd, 275-350v, 2in×½in, clip, 3/-; 32+32+8mfd, 350-425v, 2in×½in, clip, 3/6; 40+30+20mfd, 275-350v+25mfd, 25v, 3in×½in, prong, 4/-; 50+50+8mfd, 275-350v, 3in×½in, prong, 4/6; 50+50+50mfd, 350v, 3in×½in, prong, 5/6; 200+250+250mfd, 275-350v, 4½in×2in, clip, 8/-; 40+20+10+10mfd, 350-425v, 2in×½in, clip, 5/-.

All prices include packing and postage.  
**RADIO CLEARANCE, LTD.**, 27, Tottenham Court Rd., London, W.1. Tel. Museum 9188.

**SOUTHERN RADIO SUPPLY, Ltd.**, 11, Little Newport St., London, W.C.2. See our display advertisement, page 54.

**ILLUSTRATED** Catalogue No. 13, containing over 450 items of Government surplus and model radio control equipment, 2/- post free refunded on purchase of goods, 2/6 overseas seaml.—Arthur Sallis Radio Control Ltd., 93, New Rd., Bristol, Tel. 25906, 10193.

**MAGSLIPS** at low prices, fully guaranteed, M 3 in Resolver No. 5 (AP 10861), 50v, 50c/s. unused, each in tin, 35/-, post 2/1; large stocks of these and other types.—P. B. Crawshaw, 94, Pixmore Way, Letchworth, Herts, Tel. 1851.

**CATHODE** Ray Tubes, used but in good working order, with 3 months' guarantee, all 12in to 17a, Mazda, Mullard and Emerton types; all at £4/10, plus 12/6 carriage, etc.; each; orders and enquiries by letter only to: E.I.P. Distributors, 379, Staines Rd., Hounslow, Middx. [7118]

# HANNEY

offers

## Components for

- OSRAM 912 PLUS AMPLIFIER
- OSRAM 912 PASSIVE UNIT
- OSRAM 912 PRE-AMPLIFIER
- OSRAM F.M. PLUS TUNER
- MULLARD "TAPE" AMPLIFIERS
- MULLARD 510 AMPLIFIER
- MULLARD 510 "A" PRE-AMPLIFIER
- MULLARD 510 "B" PRE-AMPLIFIER
- MULLARD 3/3 AMPLIFIER
- MULLARD F.M. TUNER UNIT
- "WIRELESS WORLD" BAXAND-ALL PRE-AMP.
- "WIRELESS WORLD" F.M. TUNER UNIT
- DENCO MAXI-Q F.M. TUNER UNIT

Manuals available:

- 912 PLUS AMPLIFIER—4/-; OSRAM F.M. PLUS TUNER—2/6; MULLARD HIGH QUALITY AMPLIFIER MANUAL (contains F.M. details)—3/6; DENCO F.M. TUNER—1/6.

Send 2½d. postage, stating lists required. General Components list also available.

**L. F. HANNEY**  
77, Lower Bristol Road  
Bath

### NEW GRAMOPHONE AND SOUND EQUIPMENT

TRANSISTOR Hi-Fi Amplifiers, 4 watts, shorty; Reflectorograph Tape Decks, £33; Hi-Fi R.F. Amplifiers, 6 watts, U/L. output, 25gns.

COLLARO Mk. III decks £22, Amps. 23 and 25gns. Phone Gladstone 1770.  
HARDING ELECTRONICS, 120a, Mora Rd, Cricklewood, London, N. 7. 10032

GLASGOW.—Recorders bought, sold, exchanged, cameras, etc., exchanged for recorders or vice versa.—Victor Morris, 406, Argyle St., Glasgow, C.2. [0201]

RECORDERS by Ferrograph, M.S.S. Leavers Rich and the new Brenell Mark IV: unrivalled Mastertape, as used in our studio: extra-play tape, mics., including the "Cad-fluxers" mic., disk recorders, blank disks, defluxers.

TAPE/DISK service, especially L.P.; full studio and mobile facilities.

"EROICA" RECORDING SERVICES (1949): Recorder House, Peel St., Eccles, Manchester, Eccles 1624. Director: Thurlow Smith, A.R.M.C.M. [0122]

TRUE Hi-fidelity: have you heard Vortexion tape recording equipment in use with the latest Wharfedale and Goodman's Hi-Fi speakers? Why not arrange a personal demonstration, when we can give you our undivided attention and help you with your Hi-Fi problems? Write or phone for appointment.

GRIFFITHS HANSEN (RECORDINGS), Ltd., 32-3, Gosfield St., Langham St., W.1. Mus. [0293] 2771/0642.

TAPE Recorders, Ferrograph, 76gns; Reflectorograph, £37; Brenell, 45 gns; tape decks, Weithe, Collaro, Truvox; microphones, Reslo, S.T.C., Acos; amplifiers, Leak, 27gns; Quad, £42; hire purchase facilities available; high fidelity tape to disc service.—Lambda Record Co., 4, Kimberley Ave., Liverpool, 23. [6894]

ATTENTION! Our famous "Adaptatone" pre amp is now fitted to the Collaro Mk IV tape deck and now incorporates push-pull oscillator, complete with power pack 40gns. Easy terms and full specification on request.—Sound Tape Vision, the tape recorder and Hi-Fi specialists, 71, Praed St., London, W.2. Pad. [7112]

CINE-VOX disc recording equipments, type C7J, for high-quality recordings from existing microphone equipment; price from 26gns; also available as a complete channel inclusive of mic., amplifier and playback equipment, at 70gns; type C7 for highest quality professional requirements—recorder mechanism at 48gns, or complete channel at 110gns; demonstrations arranged in London.

PLEASE write for details to K.T.S. Ltd., "Coplow," Park Rd., Brainton, N. Devon. Tel. Brainton 224. Callers by appointment only.

### GRAMOPHONE AND SOUND EQUIPMENT—SURPLUS AND SECONDHAND

FERROGRAPH 2 A/N, little used, also accessories, tapes available; £65.—Box 8829, [0195]

COLLARO tape transcriber, also Axiom 809 speaker, both as new, in carton, must sell.—Box 8346. [7068]

E.M.I. portable 78 disc cutter, comprising amplifier, cutter, speaker and ribbon microphone, original cost £250; £85.

LUSTROPHONE 5-way mixed £7.  
WHARFEDALE 8in. speaker enclosure fitted with Wharfedale 8in Golden speaker; £12/10.  
ONE Ferrograph 2 AMH tape recorder (15 and 7½ in per second); £70.—Hendon 6700, or Box 8364. [0073]

COLLARO Transcriber Tape Deck, complete with Armstrong Pabo End Power pack, 1 month use 1957.—Whit Point Quay, Devoral, Truro, Tel. Feock 216. [7096]

TAPE recorder, C.J.R. type D5, replay monitoring, large spools; £75 including microphone.—Thomson, 112, Alcester Rd. South, Birmingham 14. Hlebury 1314. [6992]

ELECTROGRAM loudspeaker EMI type 3000, with ribbon tweeter, polished wood cabinet, £60; EMI BTR1 tape recorder, £180; EMI TR50a, £100; RCA amp and preamp, £30; EMI portable disc cutter model 2300, hot stylus attachment, £65; various mixers and line amplifiers, offers; EMI 88 tape, 26/6 per 1,200ft.; Reslo, mics, £6 each.—Apply Lyons, Fulham 9422, or after 6 p.m. Ful. 0317. [7115]

### CABINETS

LEWIS RADIO have the best selection and finest finish.—See page 152. [0224]

### VALVES WANTED

ALL types of valves British or American, transmitting and receiving, keenest cash prices paid. What have you to offer?—Write or call Lowe Bros., 9a, Diana Place, Euston Rd., N.W.1. [6985]

### WANTED, EXCHANGE, ETC.

WANTED, Voltg Corner Horn.—L. Osborne, 35, Abbots Rd., Leicester. [7126]

WANTED, receivers A.P.R.4, also T.N.16, 17, 18, 19, etc., and any radio test gear.  
LESLIE DIXON & Co., 214, Queenstown Rd., Battersea, S.W.8. Macaulay 2159. [0176]

WANTED, HRO colls, Rxs., etc., A.R.88s, B5348s, S27s, etc.—Details to R. T. & I. Service, 254, Grove Green Rd., London, E.11. Ley. 4986. [0163]

SPOT cash ready for purchase of surplus and bankrupt stocks of new valves and components; we sell plain valve cartons; list on request.—R. H. S., Ltd., 155, Swan Arcade, Bradford. [0190]

## THE MODERN BOOK CO.

BRITAIN'S LARGEST STOCKISTS OF BRITISH AND AMERICAN TECHNICAL BOOKS

Transistors, Circuits and Servicing, by B. R. A. Bettridge. 2/6. Postage 3d.

Reference Data for Radio Engineers, 4th Ed. Compiled by I.T. & T. Corp. 50/- Postage 1/3.

Introduction to Printed Circuits, by R. L. Swiggett. 21/- Postage 9d.

Transducers and Magnetic Amplifiers, by A. G. Milnes. 63/- Postage 1/-.

The New High Fidelity Handbook, by I. Greene and J. R. Radcliffe. 36/- Postage 1/-.

The Radio Amateur's Handbook, by A.R.R.L. 1957. 32/6. Postage 1/6.

TV Fault Finding. A Data Publication. 5/- Postage 4d.

Radio Designer's Handbook, by F. Langford-Smith. 42/- Postage 1/3.

The A.R.R.L. Antenna Book, by A.R.R.L. 18/- Postage 1/-.

Second Thoughts on Radio Theory, compiled by "W.W." 25/- Postage 1/-.

Radio Valve Data, compiled by "W.W." 5/- Postage 6d.

High Fidelity, Circuit Design, by N. H. Crowhurst and G. F. Cooper. 48/- Postage 1/-.

Catalogue on application.

**19-23 PRAED STREET LONDON, W.2**

PADddington 4185. Open 6 days 9-6 p.m

## SURPLUS

- AERIAL EQUIPMENT. Poles, Masts, Dipoles, Yagi, Microwave arrays, Whips, 12in. Whips to 90ft. Masts.
- CABINETS AND RACKS. 36in. to 96in. high, standard 19in. wide.
- CONDENSERS up to 10,000 mfd. and 50 kV.
- FUSES. Cartridge and E.S. ½ amp to 600 amps.
- INSULATORS 80 different patterns.
- LOUDSPEAKERS 3in. dia. to 50 watt Theatre Systems.
- METERS. 2in. to 12in. dia. 120 different types.
- POWER SUPPLIES. Generators, Rectifiers, Vibrators, Inverters, Dynamotors from 2 volts 100 amps. to 36,000 v. ½ amp.
- RECEIVERS. 80 types available from 15 Kcs. to 600 mc/s. including portable, D.F., Table, Rack and Pedestal.
- TEST GEAR, American over 100 different types, Meters, Calibrators, Signal Generators, etc.
- TELEPHONE AND TELEGRAPH EQUIPMENT. Single and multi channel apparatus, filters, switchboards, power supplies.
- TRANSFORMERS Audio and Power, 200 types from 2 volts to 18,000 volts and up to 15 kVA.
- TRANSMITTERS, 60 different types from UF-1 Handie Talkie to G-50, 2,500 watts.

FULL LISTS AVAILABLE

Send your requirements. All packing and shipping facilities.

**P. HARRIS,**  
**ORGANFORD, DORSET**

Telephone: LYCHETT MINSTER 212

## SELENIUM RECTIFIERS

40 ma. to 10 amp., 6 v. to 100 v. Bridge, H.Wave or P.P.

WITH OR WITHOUT HIGH-GRADE TRANSFORMER TO SUIT. These are new goods, best makes, not reconstructed Government surplus. Popular types, 6 v. 1 a., 4/-, 2 a., 7/6, 12 v. 2 a., 8/6, 12 v. 1 a., 7/6, 12 v. 3 a., 15/-, 6 a. alloy-finned type, 27/6, 24 v. 0.3 a., 9/-, 0.6 a., 12/6, 24 v. 1 a., 13/6, 2 a., 15/6, 24 v. 3 a., 21/-, 50 v. 1 a., 24/-, 50 v. 2 a., 42/-, 130 v. 300 ma. h. wave, 38/-, 250 v. 300 ma. do., 65/-, 110 v. 1 a. bidge., 48/-, 130 v. 80 ma. bidge., 21/-.

## CHARGER KITS



No. 1, a kit for 2 v., 6 v., 12 v., 3 amp. transformer, rectifier, ammeter, all high-grade new parts, not rubbish, 52/6, unique convecter housing for same, as illust., 12/6, p.p. 3/-, ditto, but 2 amp., 43/-, case 12/6, p.p. 3/-.  
Economy 12 v. 3 amp. kit, no ammeter needed, 34/6, p.p. 2/6, all with 12 months' guarantee.

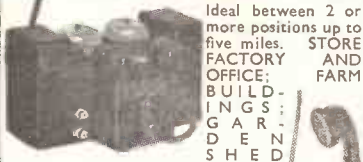
## CHAMPION PRODUCTS,

43 UPLANDS WAY, LONDON, N.21.

Telephone: LAB 4457.

**TELEPHONE SETS**

IN ATTRACTIVE BAKELITE CASE  
**BRAND NEW EX-GOV. "F" TYPE**



Ideal between 2 or more positions up to five miles. STORE FACTORY AND OFFICE: BUILDINGS: GARDEN SHED and HOUSE. 2 sets in individual carrying cases, complete with long life batteries, bells, ringer and 100ft. telephone cable.

**£7.10.0** per pair  
 Carr. (G.B.) 9/6

**DON 3 telephone cable NEW 1 mile drum**  
 £5/10/-, carr. extra.

**SPECIAL OFFER OF AERIAL MASTS**  
 R.A.F. TYPE 50

**36ft. HIGH**

Kits comprise—9 2in. dia. Tubular Steel (Copper Plated) Sections of 4ft length, top-section and base, Pickets, Guys and Fittings.

YOU can purchase this normally expensive MAST for a fraction of its cost, i.e.,

**£7.10.0 ONLY**

(Carr. 15/6)

Please add £1 for (returnable) wooden carrying case.

The MAST is particularly suitable to take aerials for Tx., Rx., F.M. and T.V. (especially COMMERCIAL), and has many other uses. Extra 4ft. sections can be supplied at 11/6 per section.

**U.S.A. 45ft. AERIAL MAST** (10 sections 4ft. 6in. x 2in., guys, etc.) This entirely new and complete set in canvas carrying bag **£12/10/-** each, carr. 17/6 or 2 sets with additional low and high frequency antennas **£25** pair. Carr. extra.

**ARMY TYPE 32FT. MASTS** similar to above but 10 lin. screw-sections, suitable for permanent lightweight installation. Kit in canvas bag. **£5/10/-**, carriage 12/6.

**TRUVOX and TANNOY LOUD HAILERS EX-GOV.**



Impedance 7½Ω  
 Handling cap. 8 watts  
 price 25/-, post 3/6  
 50/- pair carr. paid

**Brand New TELEPRINTER EQUIPMENT CREED AUTOMATIC TRANSMITTER**

No. 6S4/N for telegraph working, in original cases.  
**RECTIFIER UNITS 26B.** Input 110/230 v. A.C. Output 80+80 volts. In original cases.  
**TELEGRAPH RELAYS 299 AN.** Also other equipment.

**TELEPHONE SWITCHBOARDS**



A.D. I240. and others—spares—etc.

**G.P.O. SWITCHBOARD TL1806** 10 lines, thru' connexion, **£12/10/-**, carriage 15/-.

**Complete Intercom telephone system for £50** Comprising (1) switchboard, (10) Tele-F extensions (as above), and 1 mile drum of Don 3 telephone cable. Carriage extra. Quantity & Export enquiries are invited for above items, also other Electronic Component parts.

**HATTER & DAVIS (RELAYS) LTD.**  
 128, KENSAL ROAD, LONDON, W.10. LADbroke 0686

**VALVES (new),** tape recorders, test equipment, any quantity.—Stan Willetts, 43, Spoon Lane, West Bromwich, Staffs. Tel. Wes. 2392. [7079]

**CASH** on the spot for second-hand tape recorders, amplifiers and Hi-Fi equipment, top prices paid.—Sound Tape Vision (Dept. W.W.), 71, Praed St., London, W.2. Paddington 2807. [0214]

**WANTED,** BC610 Hallcrafters, E.T.4336 transmitters, BC312 receivers, BC221 frequency meters and spare parts for all above; best cash prices.—P.C.A. Radio, Beaver Lane, Hammersmith, W.6. [0079]

**URGENTLY** required, scrap platinum wire, contacts, etc.; spot cash for any quantity; £30 per oz troy.—The Scientific Metal Co., 50, Old Brompton Rd., London, S.W.7. Tel. Knl. 2534. [7009]

**WANTED**—Surplus and redundant stocks of aircraft radio, electrical and instrument equipment; details to Stewart Aeronautical Supply, Co., Ltd., Adastral House, Lowfield Heath, Crawley, Sussex. [6997]

**URGENTLY** wanted, manuals or instruction books, data, etc., on American or British Army, Navy or Air Force radio and electrical equipment.—Harris, 93, Wardour St., Gerrard 2504. [6993]

**WANTED,** good quality communication RYS tape recorders, test equipment, domestic radios, record players, amplifiers, valves, components, etc., estb. 18 years.—Call, send or phone Ger. 4535, Miller's Radio, 38a, Newport Court, Leicester Sq., W.C.2. [7074]

**WANTED,** tape recorders, domestic radios, amplifiers, record players, communication receivers; also the above taken in part exchange for new equipment; call, send or phone Gerrard 2613.—Radio Exchange, Newport Place (car park), Leicester Square, W.C.2. [0189]

**PROMPT** cash for the purchase of surplus stocks of televisions, tape recorders, radios, amplifiers, and domestic electrical appliances of every description; substantial funds available.—Spears, 14, Watling St., Shudehill, Manchester. Blackfriars 1916. [6696]

**ALL U.S.A. V.H.F. test and communication equipment;** TS174, TS175, TS47, B.C.221 freq. meters; receivers 1294, 1359; Hallcrafters S.27, S27CA U.S.A.; APR4 and tuning units TN16, 17, 18 and 19, RCA AR88D-LF, Hallcrafters SX28; valves 707A-707B, 2K28, 2K39, 2K35, 2K41; highest offers given by return.—Ger. 4410 and 4447.—Universal Electronics, 22, Lisle St., Leicester Sq., London, W.C.2. [0229]

**REPAIRS AND SERVICE**

**MAINS** transformers rewound, new transformers to any specification. MOTOR rewinds and complete overhauls; first-class workmanship; fully guaranteed. F.M. ELECTRIC Co., Ltd., Pottery Bldgs., Warser Gate, Nottingham. Est. 1917. Tel. 47586. [0113]

**USE** Jefco coil winder, cheapest machine on the market.—Details, 170, London Rd., Southend-on-Sea. [0174]

**MAINS** transformers, E.H.T.s, chokes, field coils, etc. promptly and efficiently re-wound or manufactured to any specification. LADBROKE REWIND SERVICE, Ltd., 320a, Harrow Rd., London, N.W.10. [0222]

**TRANSFORMERS** rewound or built to specification up to 8 KVA, 1 year's guarantee. quick service.—Nottingham Transformer Service, 179, Wollaton St., Nottm. Tel. 41992. [7084]

**D. C. BOULTON** for repairs to any loudspeaker; specialists on heavy and P.A. types; cone assemblies, field coils, repair accessories, pressure units, microphones, transformers rewound and to specification; motor rewinds.—134, Thornton Rd., Bradford, 1. Tel. 22838. [0171]

**MISCELLANEOUS**

**FOR** immediate disposal

**ELECTROSTATIC** loudspeakers (Isophon STH-B7); 5/-.

**COLLARO** 3-speed auto-mixer gram unit (RC54), 110 volts A.C.; £6.

**COLLARO** 4-speed auto-mixer gram unit RC456, 230 volts A.C.; £8/10.

**HORNET** cycle hooter (fully complete with battery); 2/6.

**12-IN P.M.** loudspeakers, 3 ohms; 20/-.

**LUXURY** Ferranti electric alarm clock, AC mains; 40/-.

**PURETONE** recording tape (1,200ft), new; 10/-.

**WAVOX** invisible radio aerial; 1/-.

**VALVES** new, boxed, 12SL7, PEN46, KTZ41, KT44, 6B1, 6U11; 2/6 each.

**PLEASE** allow for post and packing all orders, immediate and close end of July. [7072]

**MAZEL** RADIO, 124-138, London Rd., Manchester, Lancs. Tel. Ardwick 3505. [7072]

**TAPE** to disc, 12/6.—Mobile Recording Services, 5, New Brown St., Manchester. [6955]

**REFRIGERATOR** spares of every description. —Farron Refrigeration, Station Approach, Sanderstead. Tel. 3655. [7221]

**TAPE** to disc, Queensway Recording Studios, 123, Queensway, W.2. Bay. 4992. Recorders serviced and in hire. [6994]


**3000** type relays, 1000ohm, 4M, 4B, unused, 12/6, 100 for £50; offers over 500.—Wooldridge, 54, Primrose Gdns., N.W.3. Wel. 6655. [7136]

**RENDEZVOUS** RECORDS offer comprehensive 78/LP tape to disc recording facilities. Leaflet from: 19, Blackfriars St., Manchester. [7095]

**TAPE** to disc recording—LP (30 mins.), 25/-; 78: 12/-; 48-hour service: s.a.e. leaflet.—Marsh, Little Place, Moss Delph Lane, Aughton Ormskirk, Lancs. Aug. 3102. [6907]

**Armstrong QUALITY RADIOGRAM CHASSIS**

**MODEL AF 105—837**




**AM and FM Tuners and High Fidelity Amplifier on one compact chassis**

- 10 valves. ● 10 watts push-pull amplifier with negative feed back.
- FM, Long, Medium and two Short wavebands.
- Frequency Range: 15-35,000 c.p.s. ± 1 dB.
- Independent and Continuously variable Bass and Treble Controls with visual setting indicators.
- Magic Eye Tuning.

**MODEL PB 409**

**PRICE 28 GNS.**



- 9 Valves. ● 6 watts push-pull output.
- Full VHF band (88-108 Mc/s) Plus Long, Medium and Short bands.
- Frequency Response within 2 dB 20-20,000 c.p.s. at 4 watts (double normal room volume).
- Independent Bass and Treble Controls.
- Quick-action "Piano Key" selectors.
- Magic Eye Tuning.

We shall be glad to give you a demonstration of these and other models in our range at our Warlters Road showrooms (open 9-6 p.m. Weekdays & Saturday). If you are unable to visit us please write for descriptive literature mentioning **WIRELESS WORLD.**

**HIRE PURCHASE AND CREDIT** facilities are available.

**GUARANTEE:** All our models are sold under full and unconditional money-back guarantee of satisfaction.

**FREE TRIAL IN YOUR OWN HOME.** Your money will be returned if for any reason you are not satisfied after 7 days' trial.

**ARMSTRONG TELEVISION CO. LTD.**

**Warlters Road, London, N.7**

Telephone: **NORth 3213**

**B**ENSON'S BETTER ARGAINS

**BUILD A CAR RADIO, CHEAPLY & SIMPLY**

The basis is the Command Receiver tuning 0.52-1.5 Mc/s. (medium wave), comprising RF 12K7, PC 12K8, 2x IF 12K7, Demod/amp. 12S7, Output 12A6. Size 11 x 5 1/2 x 5 1/2 in. New, black crackle finish. Price list: brand new receiver, with valves 97/6; miniature speaker trans., 4/6; gain potentiometer with switch, 6/6; speaker jack 1/6; jack-plug 1/6; speaker, 5in., 18/6; dynamotor (fitting) 28 v. 10/6; or non-fitting 12 v. input, 10/6. Modification data and circuit diagram 1/6. Total 57/2/- (postage 5/-).

VIBRATORS: Mallory G6290 12 v. 4 pin, 7/6. THERAT MICS., new, 2/6. SUPPRESSORS: 12 v. interference, ex-AM, 5/6 (post 2/-). BRAND NEW RF.26, 27, 27/6 (postage 2/6); RF.25, 10/6. DYNAMOTORS (post 3/-): 12 v. to 200 v. 65 mA., and 6.3 v. 2.5 A., 10/6. EDDYSTONE, 12 v. to 190 v. 75 mA., cased, 15/-.

Input 24 v., outputs 475 v. 210 mA. or 350 v. 200 mA., 22/6. METAL RECTIFIERS: 750 v. 80 mA., 7/6; 500 v. 300 mA. 10/- 240 v. 30 mA., 3/6. 1,000 v. 30 mA., 7/6. 6 v. 13 A. 25/-; 120 v. 2 A., Bridge, 30/-.

RL155 coils, used 9/6. RL155 S.M. Tuning DRIVES "N" type, brand new, 10/6. CHOKES, L.F. Ferranti, 10H, 120 mA. Screened, 7/6. 10H, 200 mA. 2/6; 5H, 200 mA., 4/6. "C" core 10H, 150 mA., 12/6. BOND TESTERS (Record). 0-0.1Q, 30/- SWITCHES, wafer, 1 pole 6 way, 1 bank, 1p 11w 1b, 1p 8w 1b, 1p 3w 2b, 2p 5w 2b, 4p 2w 1b, 1p 6w 5b, 1p 6w 2b, 2/6; 1p 11w 2b, 6p 2w 4b, 3/6. Stud type, 1p 10w 2b, 4/6. Winkle-Painton type 1P24W2B, 7/6.

Transformers: "O" core: 230 v. in; outputs 315-0 315 v. 60 mA., 6 v. 2 a., 6.3 v. 1.5 a., 25/- (p. 3/-). 235/815 v. 350 mA., 790/850 v. 430 mA., 40/- (car. 7/6). Potentiometers, w wound 20 k. 3 1/2 in. dia., ceramic, 4/6. Pye ELBOWS or sockets, 6d. each. RF Chokes TX type, 1/6. Transmitters/Receivers: No. 18, with valves, 50/-; No. 19, with valves, 70/- (each less attachments, carr. 7/6); No. 49, with attachments, and 2 xtals, 65/- (carr. 7/6). Two-pin plugs/sockets, 6/- doz. Accumulators: 2v. 14 AH, 7/6; 10v. 5AH 12/6; 120v. Mines Unita, 50/- (post 2/6). Rheostats 24v. 3A Round (4w in track), 7/6; slide single 6A 7/6. BC Photoflash Bulbs "Basilite" J., Recons 100v. SBC D.Ck. 1/8. Sockets "Jacelite" 3-pin 6A 1/-; 2-pin 6A 9d.; Lamps Pilot D.B. Round 200/250v. 250v. 4/6; Meters 2in. Rd.Pt. 600A. ex.eq. 12/6. List and enquiries. S.A.E. please! Terms, C.W.O. Postage extra. Immediate despatch.

Callers and post: W. A. BENSON (WF), 136, Rathbone Road, Liverpool, 15. SEF 8533  
Callers: SUPERADIO (W)chapel LTD., 116, Whitechapel, Liverpool, 2. ROY 1130

**PORTABLE TEST PANEL**



for workshop or students' use


Two separate moving coil meters for voltage, current and resistance measurement. In wooden case with metal front and test prods.

Ranges (AC & DC)  
0-30mA  
0-10v, 0-25v  
0-500v  
0-10,000 ohms  
Size 8 1/2 x 5 1/2 x 2 1/2"  
light and portable.

**Cash £6** (inc. post/pkg.) or 30/- down and 5 monthly payments of £1 (Total Price £6.10.0.)

Order now from:—**E.M.I. INSTITUTES**, Dept. T.P.127, London, W.4

IC. 87



**3-VALVE QUALITY AMPLIFIERS**

Suit modern crystal P.U.s; for 200-250 v. A.C.; neg. feedback, volume and tone controls; new Components and PLAYING TESTED

B7 £4/7/6, INT. OCTAL £4/2/6, B9A £4/12/6. Carr. 3/6 all types.

E.K.E. 47, Arksey Lane, Bentley, Doncaster

**METALWORK**, all types cabinets, chassis, racks, etc., to your own specification; capacity available for small milling and capstan work up to 1in bar.

PHILPOT'S METAL WORKS, Ltd., Chapman St., Loughborough. [0208]

**USE** Britain's oldest full-time tape/disc transfer service for LPs and Mark 78s (still 1952 rates).—Sound News Productions, 59, Bryanston St., London, W.1. Amb. 0091.

**SCHOOL** in North London has 60 KV plus oil transformer (X-ray) for disposal, size 15x15x18in, in cabinet with insulated take-offs and remote switch; best offer over £25; buyer fetches.—Box 8763. [7220]

**NOTICES**

**BRITISH SOUND RECORDING ASSOCIATION.** Details of membership, open to the professional sound recording engineer and all others interested in recording high quality reproduction and other branches of audio engineering, together with details of the London lecture programme and the Manchester, Portsmouth and Cardiff Centres, may be obtained from the Hon. Membership Secretary, H. J. Houlgate, A.M.I.E.E., 12, Strongbow Rd., Eitham, S.E.9. [0031]

**SERVICES OFFERED**

**INSTRUCTION** Handbooks written, services of a free-lance technical writer are available to radio and electronic equipment makers in Greater London.—Box 8257. [7063]

**BUSINESS OPPORTUNITIES**

**CALIFORNIA** manufacturer's representative solicits British accounts; quality of product, pricing, and delivery schedules must meet U.S. competition in our market.—P.O. Box 2211, Pasadena, Calif. [7034]

**WELL-KNOWN** firm of precision engineers and instrument makers (London area) are desirous of entering into a licence agreement or purchasing outright, patents relating to electrical and/or mechanical devices of a precision instrument character, or of a consumer goods nature; adequate capital and production facilities are available to develop, produce and market suitable devices.—Communications should be addressed in the first instance, to Box 7247. [6936]

**BUSINESS AND PROPERTY**

**WEYMOUTH.** Corner shop to let. Multiple block in main street. Reasonable rental.—Write Owner, Box 8636. [7108]

**BUSINESS AND PROPERTY WANTED**

**PREMISES** central London sought by small private recording service, sharing partnership consid.—Box 8828. [0194]

**CAPACITY AVAILABLE**

**CAPACITY** available for design, development, and small batch production of electronic measurement and control systems; work promptly executed.—Box 8833. [7133]

**CUT** wires, pins, special rivets, formed wires, manufactured to specification by Wire Products & Machine Design, Ltd., No. 15, Bridge Rd., Haywards Heath, Sussex. Tel. 1990. [7007]

**CHASSIS** work, instrument cases, embossed panels, in all usual metals. Special groundboards in S.R.E.P., etc. Long or short runs. Precision work at reasonable prices. Extensive range of stock tools for radio and electronics industry; special tooling at favourable rates.—Metalwork Dept., Unitelex (London), Ltd., Pagnell St., London, S.E.14. Tideway 5842. [0200]

**WORK WANTED**

**ELECTRONIC** equipment wiring and sub-assembly work wanted.

**BATES & BATES, Ltd.**, Blackburn St., Garston, Liverpool, 19. [7066]

**WORK** wanted, P.T.F.E. supplied and machined, A.I.D. approved.—Bel Sound Products, Marlborough Yard, London, Archway, N.19. [0187]

**CONSULT** us for prototype manufacture of anything electronic; we also have a television and electronic service laboratory. Trade enquiries invited.—Park Television Service, Ltd., 5, London St., W.2. Pad. 9618. [0215]

**IMMEDIATE** capacity available for all sub-assembly work of all radio and electronic apparatus, tag panel wiring, cable forms, chassis assembly, etc.—Anglex Electric, 24, Manor Close, N.W.5. [7062]

**SITUATIONS VACANT**

**CENTRAL ELECTRICITY AUTHORITY.** SOUTHERN division. S/13.901.

With Assistant Engineer (Telecommunications), TECHNICAL Department.

**APPLICATIONS** are invited for the above appointment for which a vacancy exists in the Swindon area.

**DUTIES** will include the installation and maintenance of automatic telephone type equipment including applications in telephony, supervisory and remote control systems. Knowledge of V.F. line signalling technique and an acquaintance with electronic or V.H.F. radio would be an advantage.

**TECHNICAL** qualification to graduate standard of an appropriate institution is desirable. **SALARY:** N.J.B. AX/OX, Grade C: £660 to £825.

**SPECIAL** application forms, obtainable from P. D. A. Oliver, Divisional Secretary, Central Electricity House, 111, High Street, Portsmouth, should be returned by July 10th, 1957. [7124]

**MAKER/Marketer** wanted for small radio component assembly, attractive article; confidential.—Box 8694. [7109]

**TELEGRAPH AND TELEPHONE EQUIPMENT**

1+4 Carrier Telephone Terminals, Repeaters and Spars.  
1+1 Carrier Telephone Terminals, Repeaters and Spares.  
VF Telegraph 3-channel Group Units.  
VF Telegraph Speech + Duplex Terminals and Filter Assemblies.  
VF Telegraph Speech + Simplex No. 3.  
Knickerdags for multi-channel telegraph and telephone equipment.  
Filter Units, 600 ohms, various cut-off frequencies.  
Retardation Coils and Repeating Coils.  
Input and Output Transformers.  
Close Tolerance Condensers.  
Teletypewriters Tape and Page.  
Telephone Switchboards.  
Field Telephone Sets, Types D, F and L.  
Polarized Relays 280 AN.  
Attenuator Assemblies Wiper Types.  
Vibrators 7 pin Synchronous.

**LOW POWER RADIO STATIONS**

Wireless Set 19. Freq. 2-8 Mc/s and 235 Mc/s Systems A1, A2 and A3 AM.  
Wireless Set X32D. Freq. 2-8 Mc/s Systems A1, A2 and A3 AM and FM.  
Wireless Set 31.  
Wireless Set 31. Canadian Walkie-Talkie. Complete with all accessories.  
Wireless Set 68T. Tropicalized Man-Pack set 3.0 to 5.2 Mc/s.  
Wireless Set 88. Walkie-Talkie.  
Handy-Talkie SOB 538. Handy Talkie 3.5 to 6.0 Mc/s.  
Collins 18Q Stations. Complete 1.5 Mc/s to 12 Mc/s.  
T.C.S. Stations with choice of Power Supply Units 12 v., 24 v. or 115 v.  
Wireless Set 82. 14-10 Mc/s, fully tropicalized.

**AIRBORNE EQUIPMENT**

AN/ARC 1 VHF Stations. 100-156 Mc/s 10-channel, 20-channel or 50-channel.  
SOB 2000 Radio Compasses. Complete with all parts including Inverter Supply Units.  
SOB 522 VHF Stations. 100-156 Mc/s. Complete with all spares.  
AN/ARN-5 Instrument Landing System Equipment.

**R. GILFILLAN & CO. LTD.**

7, HIGH ST., WORTHING, SUSSEX

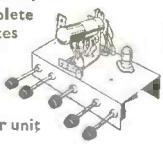
Tel.: Worthing 8719 and 30181.

Cables: "GIL WORTHING" Codes: BENTLEY'S 2nd.

**OSCILLOSCOPE**

(MINIATURE TYPE—1" G.R.T.)

Supplied in kit form complete with full instructional notes for radio & T/V servicing. Operates from power supply of most AC domestic radio receiver equipment or from power unit supplied as an extra.



**Cash £10** (inc. post/pkg.) or 30/- down and 9 monthly payments of £1 (Total Price £10.10.0.)

(Power unit, if required, £3 extra)

Order now or send for further details to:—**E.M.I. INSTITUTES**, Dept. S.C.127, London, W.4

IC. 82

**ENGINEERS!**

Whatever your age or experience, you must read "ENGINEERING OPPORTUNITIES." Full details of the easiest way to pass A.M.I.Mech.E., A.M.I.E.E., C. & G. (Electrical, etc.), General Cert., etc., on "NO PASS—NO FEE" terms and details of Courses in all branches of Engineering—Mechanical, Electrical, Civil, Auto, Aero, Radio, etc., Building, etc. If you're earning less than £15 a week, tell us what interests you and write for your copy of "ENGINEERING OPPORTUNITIES" today—FREE.

**B.I.E.T.**  
387 College House, 29-31, Wright's Lane, London, W.8.

BRITISH INSTITUTE OF ENGINEERING TECHNOLOGY



**ELECTRONIC COMPONENTS DISTRIBUTORS FOR OVER 25 YEARS**

Some popular lines:

**FOUR-SIDED BLANK CHASSIS**

Made in our own works from commercial quality half-hard aluminium of 16 s.w.g. thickness, these chassis will carry components of considerable weight and normally require no corner strengthening. Standard stock sizes (in inches) are as follows:—

6x4x2	5/-	12x5x3	7/11	13x10x2	9/9
7x5x2	5/6	12x7x2	8/-	14x10x2	10/-
10x4x2	6/4	11x8x2	8/3	12x10x3	10/3
9x7x2	6/6	10x8x3	8/6	15x10x2	10/6
12x4x2	6/10	13x8x2	8/10	17x10x2	11/3
9x8x2	7/6	12x9x2	8/11	17x9x3	11/6
10x8x2	7/10	14x7x3	9/6	17x10x3	12/3

Special sizes to order. The same material cut to any size up to 3ft. at 4/- per square foot.

**Close Tolerance Wax-protected Silver Mica CAPACITORS.**

Values stocked (pF):	5	10	20	30	40	50	60	75	100	150	200	270	370	515	635	815	3000
10	25	50	80	135	200	280	386	533	670	820	3300	3300	3300	3300	3300	3300	3300
13	27	56	82	140	230	300	400	540	680	1000	3500	3500	3500	3500	3500	3500	3500
13	28	60	100	145	225	315	410	558	708	1500	4000	4000	4000	4000	4000	4000	4000
15	30	65	110	160	230	330	450	600	710	2000	4700	4700	4700	4700	4700	4700	4700
18	33	68	120	160	240	340	470	620	750	2200	5000	5000	5000	5000	5000	5000	5000
20	40	70	125	175	250	350	500	600	800	2500							

Tol. up to 33pF, 1pF; over 33pF, 1 per cent.  
 PRICES: 5-3000pF 9d.; 316-890pF, 10d.; 1,000-2,500pF 1/3; 3,000-5,000pF 1/8.  
 Special (limited number only), 0.1 mfd. 1%, 12/-  
 \*Surplus stocks of mica, paper and ceramic capacitors from 6d each.

**\*DALY guaranteed ELECTROLYTICS**  
 Full range from 1/6 ea.

**\*HIGH STABILITY RESISTORS.** "T.S.L." 1/2-watt 10% tol. 5-year guarantee. Full "preferred value" range, 12Ω to 10MΩ, 6d. each. 1% tol, 3/- each

\*Surplus stocks, various makes:

	6%	2%	1%
1/2 watt	7d.	10d	1/3
1 watt	9d.	1/-	1/6
1 1/2 watt	10d.	1/3	1/9

**\*\*ELECTROVOICE\*\* guaranteed TRANSFORMERS AND CHOKES.** Individually tested. Fully shrouded. Used by leading laboratories. 68 types in stock.

**WAFER SWITCHES** Made to order, N.S.F. parts. Quotations on request.

**The COOPER-SMITH HIGH FIDELITY AMPLIFIER**

Model BPI Main Amplifier, £18. Build-it-yourself, £14. Mk. II Pre-amp and Control Unit, £10. Build-it-yourself, £7/10/-.

**DIRECT FROM MAKER TO USER**

A better 10 watt amplifier at lower cost. Send for illustrated brochure of this remarkable outfit or hear it in our demonstration room.  
 Other H.F.I. equipment includes Acoustical, Leak, Rogers, Lowther, Goodmans, Wharfedale, Lorenz, Philips, Connoisseur, Colibro, Garrard, Goldring.

**AMERICAN RELAYS, brand new:—**  
 3-make, 60Ω coil, small, 2/3; 2-make, 50Ω coil, 3,000 size, 2/6; 4-make, 50Ω coil, 3,000 size, 3/6. 2-make, 2-break, 50Ω coil, large, 2/6.

**VISUAL INDICATORS, type 3 (10Q/4) containing two micro-amp movements.** Brand new, 6/6 each. With neon lamps (two), 9/6.

**200 V. D.C. wkg. MANSBRIDGE CAPACITORS.** Suitable for crossover units, etc. 5 mF, 4d. each; 1 mF, 6d. each; 2mF, 6d. each; 4 mF, 9d. each.

**100 watt VITREOUS ENAMELED RESISTORS,** chip-in type: 800Ω, 2,500Ω, 10KΩ, 2/6 each.  
 \*Also 300 other values and wattages.

**A.G. MOTORS, 230 V.** (Converted Rotary Transformers.) With gearbox giving 3, 7 or 14 R.P.M. Reversible. 12/6 each.

**POWERFUL 24 V. D.C. MOTORS.** 2in. square, 4mm. spindle. Will work on A.C. 6/6.

**LIGHTWEIGHT HEADPHONES:—** "Ivalak," 2,000Ω, 12/6 pr. "Stein," 4,000Ω, 17/6 pr.

**AMERICAN 21-way PLUGS AND SOCKETS,** with cover 7/6 pr. AMPHENOL, 4-pin, one hole fixing (13/16in.), retaining screw, chromium plated. 5/-.

**SMALL ADMIRALTY DRIVES, 1 1/2in. dia., 26:1 reduction.** 0-100 scale, 180 deg. 3/6 each. Chromium plated INSTRUMENT HANDLES, 7 1/2 x 1 1/2in. 3/6 pr.

\*Lists available

**H. L. SMITH & CO. LTD**  
 287/289 EDGWARE ROAD LONDON W2  
 Telephone Paddington 5891

**R. B. PULLIN & Co., Ltd.**

HAVE vacancies to offer in their steadily expanding organisation for electronic development engineers to be concerned with the design of a variety of equipment including specialised instruments and tele-communications systems.

THE appointments offer various degrees of seniority, and, therefore, qualifications ranging from O.N.C. to Degree standard are acceptable; applicants should have had appreciable previous experience of valve circuit design; for some of the appointments experience of transistor circuit techniques is also an advantage.

ALL appointments are permanent and carry attractive salaries; to engineers of ability and initiative they offer excellent prospects and the opportunity to work in a very well-equipped laboratory on a variety of interesting long-term projects which involve considerable technical responsibility.

A COMPREHENSIVE pension scheme is in operation; canteen and social club facilities are available. EXISTING holiday arrangements will be respected.

APPLICATIONS will be treated in strict confidence and should be made to: THE Superintendent, Electronic Development Division, R. B. PULLIN & Co., Ltd., Great West Rd., Brentford, Middlesex. W1732

**LONDON COUNTY COUNCIL.**  
 SOUTH-EAST London Technical College require evening visiting teachers for radio and television service work (theory and practice).—Application forms from Secretary at College, Lewisham Way, S.E.4, to be returned as soon as possible. [7101]

**SENIOR** electronic and mechanical engineers ARE required by Pye Limited of Cambridge for an expanding TELEVISION programme for home and export markets.

OPPORTUNITIES exist for suitably qualified and experienced engineers to join the design and development teams of one of the country's leading T/V manufacturers in the following fields:

1. T/V receivers.
2. T/V transmitters, medium and high power.
3. T/V Terminal equipment, including studio and O.B. equipment.
4. INDUSTRIAL T/V.

ALTHOUGH desirable, previous T/V experience is not essential, and applications will be welcomed from engineers with several years' design and development experience in other branches of the electronics industry. SOME vacancies also exist in junior grades for young men with sound industrial and technical training.

APPLICATIONS should be addressed to the Chief Engineer, Pye Limited, St. Andrew's Rd., Cambridge, quoting "S.T.E." [7129]

APPLICATIONS are invited for pensionable posts as EXAMINERS in the PATENT OFFICE

TO undertake the official scientific, technical and legal work in connection with patent applications. AGE at least 21 and under 35 years on 1st January, 1957, with extension for regular Forces' service.

CANDIDATES must have (or obtain in 1957) 1st or 2nd class honours in physics, organic or inorganic chemistry, mechanical or electrical engineering or in mathematics, or an equivalent qualification, or have achieved a professional qualification, e.g., A.M.I.C.E., A.M.I.Mech.E., A.M.I.E.E., A.R.I.C. For a limited number of vacancies candidates with 1st or 2nd class honours degrees in other subjects—scientific or otherwise—will be considered. Exceptional candidates otherwise qualified by high professional attainments will be considered.

STARTING pay for 5-day week of 42 hours in London between £605 and £1,120 (men) according to post-graduate (or equivalent) experience and National Service. Maximum of scale £1,345. Women's pay above £605 slightly lower but is being raised to reach equality with men's in 1961. Good prospects of promotion to senior examiner rising to £2,000 (under review) and reasonable expectation of further promotion to principal examiner.

APPLICATION form and further particulars from Civil Service Commission, Scientific Branch, 30, Old Burlington St., London, W.1, quoting S 128/57 and stating date of birth. INTERVIEW Boards will sit at intervals, as required. Early application is advised. [7114]

OPPORTUNITY occurs to acquire an interest in old-established business, coil winding experience essential; nominal investment, salary and small share of profits.—Box 8716. [7113]

TRAINEE required by old-established London retail radio and electrical business; good prospects for keen man, able to drive; state age and full details of career.—Box 8766. [7116]

**RADIO Engineer, first-class** required for approx. 12 months service overseas; large experience age references.—Box 8576. [7098]

**ELECTRONIC Wireman Fitter** required for production and prototype work in small factory; house available.—Write, with full details, to Hirst Electronic, Ltd., Gatwick Rd., Crawley, Sussex. [7055]

**LICENSED** radio engineers, A or A and B, required for duties at London Airport and overseas; good pay and conditions; please apply: Engineer Superintendent, Field Aircraft Services, Ltd., London Airport, Hounslow, Middx.

**BAKERS 'Selhurst' RADIO**



The 12" 15W DE-LUXE with FOAM suspension

30-17,000 c/s £9.15.0

The BRADFORD PERFECT BAFFLE (Patent Pending)



A COMPACT enclosure ensuring realism and clarity of reproduction with NO BOOM.

A comprehensive range for single- and multi-speaker systems is available.

From £8/15/0 for 17in. x 17in. x 1 1/2in.

We are demonstrating the GOODSELL "Golden Range," the ORTOFON Pick-Ups and the WOOLLETT Transcription Gramophone Turntable.

Daily: 9 a.m. to 6 p.m. Saturdays: 9 a.m. to Noon.




17, Charing Cross Rd., London, W.C.2

Tel.: TRAFalgar 5575 (opp. Garrick Theatre)

LIMITED Trade & Export enquiries to:— **JOHN LIONNET & COMPANY** (at above address)

## CABINETS AND HI-FI EQUIPMENT

We can supply any Cabinet to your own Specifications.



"The Bureau" £16.16.0

This ever popular bureau cabinet is veneered with the finest selected Walnut and beautifully polished in a medium shade. Designed to accommodate any type of Automatic Record Changer, Tape Deck, Amplifier, chassis, etc., and to give generous storage compartments.

We can also supply and fit this or any cabinet with the latest Hi-Fi amplifiers, tuners, transcription units, record changers, speakers, etc.

Send for comprehensive illustrated catalogue of cabinets, autochangers, speakers, etc., all available on easy H.P. terms.

### LEWIS RADIO COMPANY

120 (WV9) Green Lanes, Palmers Green London, N.13. Telephone: Bowes Park 1155/6

## FM and HI-FI COMPONENTS

*in stock for the*

WIRELESS WORLD FM TUNER UNIT	
DENCO FM TUNER	circuits 1s. 6d.
RADIO CONSTRUCTOR FM	" 2s. 0d.
MULLARD AMPLIFIERS	" 3s. 6d.
G.E.C. 912 PLUS AMPLIFIERS	" 4s. 0d.
G.E.C. FM PLUS TUNER	" 2s. 6d.

Separate price lists on request to  
**J. T. FILMER** 82, DARTFORD ROAD, DARTFORD, KENT.  
 Tel.: Dartford 4087

## "DIPLOMA" HEADPHONES



Lightweight High Resistance (4,000 ohms). Complete with cord.

17/6  
 Ideal for CRYSTAL SETS  
 The 'TYANA' Standard Soldering Iron



- Adjustable Bit.
- Weight approx. 4 oz.
- Heating time 3 min.
- 40 Watt economy Consumption.
- Standard Voltage Ranges.

16/9

Replacement Elements and Bits always available

**KENROY LIMITED**  
 152/297 UPPER ST., ISLINGTON, LONDON, N.1

Telephone: CANonbury 4905-4663

**ASSISTANTS (Scientific).** The Civil Service Commissioners invite applications for pensionable posts.

AGE at least 17½ and under 26 years of age on January 1, 1957, with extension for regular service in H.M. Forces, but candidates over 26 with specialised experience may be admitted. **CANDIDATES** must produce evidence of having reached a prescribed standard of education, particularly in a science or mathematical subject. At least two years' experience in the duties of the class gained by service in a Government Department or other civilian scientific establishment or in technical branches of the Forces essential in one of the following groups of scientific subjects:—

- (i) ENGINEERING and physical sciences.
- (ii) CHEMISTRY, bio-chemistry and metallurgy.
- (iii) BIOLOGICAL Sciences.

(iv) GENERAL (including geology, meteorology, general work ranging over two or more groups (i) to (iii) and highly skilled work in laboratory crafts such as glass-blowing).

**STARTING** pay £30 (at 18) up to £460 (women £431) at 25. Men's scale maximum £635. Women's scale being raised to reach equality with men's by 1961. Somewhat less in provinces. Opportunities for promotion and for further education. Five-day week generally. **FURTHER** particulars from Civil Service Commission, Scientific Branch, 30, Old Burlington St., London, W.1, quoting No. S59/57. **INTERVIEW** Boards sit at intervals, as required. Early application is advised. [7081]

**ELECTRONIC** Engineers are required for work on the circuit application of special radio valves.

**MINIMUM** qualifications O.N.C. or Inter B.Sc. Good prospects of advancement available.

**PENSION** fund, canteen and social club.

**APPLY** quoting T/2 to Personnel Officer, The M.O. Valve Co., Ltd., Brook Green, Hammer-smith W.6

**MANUFACTURERS** of valves for G.E.C. [7127] **REQUIRED** for interesting research development work on electro-acoustic devices, an Engineer up to B.Sc. standard.—Apply Box 8273. [0099]

**PERSONAL** assistant required by owner of London retail radio and electrical business of good standing; congenial position and good prospects for capable and conscientious person; state age and full details of career.—Box 8767. [7117]

**TECHNICAL** Writer experienced particularly in electrical, mechanical and optical instruments is required by a large instrument company in outer East London.—Write in the first place stating salary, age, experience to the Personnel Manager, Box 8717. [7111]

**EXPANDING** electrical laboratory seeks development engineers with audio experience, H.N.C. or equivalent qualifications; pleasant working conditions.—Pamphonic Reproducers, Ltd., Dalston Gdns., Stanmore, Middx. Wor. 4014. [7103]

**SKILLED** radio tradesmen are offered interesting and progressive employment with car radio firm in N.W. London area; 5-day week; above average rates.—Write Box 2F.A.8503, A.K. Advg., 212a, Shaftesbury Ave., London, W.C.2. [7093]

**DEVELOPMENT** Engineers required for project on which experience and interest in electro-mechanical devices and photography are desirable. A degree standard is required in one instance and a Higher National Certificate, or equivalent standard, for another.

**APPLICANTS** should have a bias towards physics and engineering and some electrical knowledge would be an advantage.

**SALARY** will be in accordance with qualifications and experience but based on generous scales. Superannuation and payment during illness schemes are available.

**WRITE**, giving details of age, technical education, experience and salary required to Personnel Manager, Kelvin & Hughes, Ltd., New North Rd., Barking, Essex. [7110]

**ASSISTANT** Inspector (staff) required by electrical component manufacturer (East London); should be interested in quality control; state previous experience in electrical/electronic industry, present wage or salary and age.—Write Box 8631. [7130]

**INDUSTRIAL** Electronics Lab. Assistant; staff appointment open for keen and capable man; varied and interesting work in small factory, house available.—Write, with full details to Hirst Electronic, Ltd., Gatwick Rd., Crawley. [7034]

**TELEVISION** engineering.—Four higher grade vacancies exist in salary range £900/£1,600 on the staff of TWV, Ltd. (Cardiff), for master control and telecine operations.—Applications, with references and qualifications, to Chief Engineer, TWV, Ltd., 30, Bouverie St., E.C.4. [7045]

**ELECTRONIC** Engineers required for work on transistor circuitry and other projects. The minimum qualification for senior post H.N.C. or equivalent. For junior post, O.N.C., but consideration would be given to advanced student of special ability. North London district, Box 8129. [7045]

**PRINCIPAL** Italian manufacturer of electronic system engineers; two years contract; apply in first instance giving complete details of qualifications and past activities to—W. H. Smith & Co., Electrical Engineers, Ltd., 68, Grosvenor St., Manchester. [7078]

**TECH. Assistant** for lab. work on development materials and components; interesting, progressive position; prev. exp. advantage but not essential; salary according ability.—Apply General Manager, Wolsey Television, Ltd., Cray Ave. St., Mary Cray, Wilmington, Kent, for particulars of tech. background. [7078]

## RADIO AND ELECTRONIC COMPONENTS

By G. W. A. Dummer, M.B.E.

Here is a brand new and unique series of books that gives a detailed picture of the range and limitations of the various fundamental electronic components and assistance in selecting the best component for a particular requirement. Illustrated.

- Vol. 1. Fixed Resistors. 28/- net.
- Vol. 2. Variable Resistors. 30/- net.
- Vol. 3. Fixed Capacitors. 45/- net.
- Vol. 4. Variable Capacitors. 32/6 net.

## PITMAN

Parker St., Kingsway, London, W.C.2

## PRECISION SHEET METALWORK

We specialise in manufacturing of Chassis in all metals, large or small quantities to your own specifications.

### V. W. BEAMISH

Shardeloes Garage, Shardeloes Rd., New Cross, London, S.E.14.  
 Telephone: TIDeway 4795

## QUARTZ CRYSTAL UNITS



Type B7



The type B7 unit is mounted in the standard B7G valve envelope and is hermetically sealed and fully evacuated.


Available for the frequency ranges from 100 kc/s to 500 kc/s and from 3 Mc/s to 16 Mc/s. Gold electrodes applied by cathodic sputtering give permanence of calibration. Normal adjustment accuracy 0.01%, Max. adjustment accuracy 0.003%.

Early delivery can be given of some frequencies, and we will be pleased to quote for your specific requirements

### THE QUARTZ CRYSTAL Co. Ltd

63-71, Kingston Road, NEW MALDEN, SURREY.  
 Telephone: MALden 9334  
 Cables, etc. QUARTZCO NEW MALDEN

**The UNIQUE BENDER**



**YOU HAVE SEEN**

from previous advertisements what the UNIQUE BENDER looks like.

Now we show examples of a few of the many jobs it will handle. It also makes angles, channels, folded and beaded edges and special sections up to 39 in. long *Quickly, Accurately, and with Professional Finish.*

RXX-26. This tool is designed for heavier work. Ideal for Transformer Cases.



For 6 page Folder write to:—  
**A. A. TOOLS (W)**

107a Whiteacre Rd., Ashton-u-Lyne  
Every genuine A.A. tool bears this mark.



**10 WATT  
PUSH-  
PULL  
ULTRA  
LINEAR  
FEEDBACK**



**20 GNS  
COMPLETE**



**From  
Your  
Dealer**

**AMPLIFIER AND  
PRE-AMPLIFIER**

For Details write to

**VERDIK SALES  
LTD.**

8 RUPERT COURT, WARDOUR ST.,  
LONDON, W.1. GERRARD 8266

**T**ECHNICAL representatives required by old established N.W. London firm, specialising in audio frequency equipment for industrial and entertainment fields.—Reply, giving full details of experience and qualifications to Box 8832. [7131]

**T**RANSFORMER designer required by Partridge Transformers, Ltd.; previous experience in testing and development preferred but not essential.—Written applications, giving details of past experience, qualifications and age, to the Chief Engineer, Partridge Transformers, Ltd., Tolworth, Surrey. [7106]

**S**ENIOR design draughtsmen required for mechanical design work on radio and television receivers from initial prototype stage to issue of manufacturing drawings; technical qualifications and previous experience on radio and television desirable but not essential; good salary and prospects; 37½-hour week.—Apply to Personnel Officer, McMichael Radio, Ltd., Wexham Rd., Slough. [0198]

**L**ABORATORY Technician (Physics), Queen Mary College (University of London), Mile End Rd., E.1. Salary according to ability on scale £380 p.a. by £15-£20 to possible £545 subject to efficiency review at £455. Plus London Weighting £20 or £30 according to age. Pension scheme. Four weeks annual leave. Letters only to Registrar (PT), stating age, full details experience and present work. [7082]

**T**HE National Institute for the Deaf, Technical Department, requires a technician; the work is in connection with their programme of testing hearing aids and acoustic equipment; a knowledge of electronics and laboratory experience are required; salary scale £720×£25 to £820; superannuation.—Applications to the Secretary, National Institute for the Deaf, 105, Gower St., London, W.C.1. [7080]

**T**HE vacancy occurs for a production engineer to advise on design and production methods on high frequency heating equipment of all types and associated automatic machine tool units; permanent pensionable position with growing company for qualified man with suitable all-round experience in general engineering.—Apply: Rectifiers, Ltd., Eastheath Ave., Wokingham, Berks. [7102]

**S**ENIOR technician or technician required; interesting and progressive post involving the construction of prototype research equipment. Neat, accurate wiring, and some theoretical knowledge essential. Write, giving full details of career to date, and present salary, to Professor Ubbelohde, Department of Chemical Engineering, Prince Consort Rd., London, S.W.7. [7077]

**A**N interesting career awaits a young electrical engineer who is able to design conventional and high frequency power and audio frequency transformers and chokes, he should also have experience of iron-cored components used in transistorised equipment.—Please write, in confidence, for further details to the Personnel Manager (ref. 8C) de Havilland Propellers, Ltd., Manor Rd., Hatfield, Herts. [7137]

**R**ADIO technicians required by International Aeradio Ltd., for overseas service; permanent and pensionable positions; inclusive salary from £894 per annum to £1,575 per annum, tax free, according to marital status; free accommodation; kit allowance; free air fares; generous U.K. leave.—Qualified candidates, to whom replies only will be sent, please write, quoting RT to Personnel Officer, 40, Park St., W.1. [0262]

**A**PPLICATIONS are invited from engineers of Higher National Certificate or inter-B.Sc. standard for interesting investigational and development work on thermionic valves. Five-day week, pension scheme, staff canteen, modern welfare amenities.—Apply, giving full particulars of age, qualifications, experience and present salary to Personnel Superintendent, Ediswan, Cosmos Works, Brimsdown, Enfield, Middlesex. [7076]

**E**LECTRICAL Engineer is required to take charge of sales acceptance and life testing of semi-conductor diodes and transistors. He will be responsible for drawing up specifications of these devices from a basis of design and life test information. A thorough understanding of test procedure and techniques will be necessary and some experience in a similar capacity, either in valves or semi-conductors, would be a distinct advantage.

A TECHNICAL standard of H.N.C. or pass degree is desirable, but consideration will be given to otherwise suitable applicants. This position is permanent and carries entrance to the Contributory Pension and Life Assurance Fund.—Apply in writing to B. C. Fleming-Williams, General Manager, Sylvania-Thorn Colour Television Laboratories, Ltd., Gt. Cambridge Rd., Enfield. [7107]

**E**LECTRONICS.—Young man aged 20/30 with some experience, to assist in the development of electronic equipment for automatic cable testing, etc.; opportunity for further training under company's education scheme, including part-time attendance at technical college; permanent progressive post, contributory pension scheme, staff canteen.—Please apply: Personnel Officer, Southern United Telephone Cables, Ltd., Dagenham, Essex.

**R**ESearch Technician required to work on the construction, maintenance and use of electronic equipment employed in medical research; some familiarity with practical electronics essential, but applicant need have no specialised knowledge of this field; salary on Medical Research Council scale according to age and qualifications.—Application, stating age, qualification, any previous employment and names of two referees, to The Director, Neurological Research Unit, National Hospital, Queen Square, W.C.1. [7222]



**for  
use  
with  
KT 88**



**TRANSFORMER  
TYPE 4N1**

Capable of full output of 50 watts  
from 25~ to 35,000~

**PRIMARY**

6,000Ω C.T. tapped 43% and 25%.

**SECONDARY**

0.45Ω, 1.8Ω, 4Ω, 7Ω, 11Ω, 16Ω,  
22Ω and 30Ω to handle 50 watts.

**Approximate characteristics:**

Primary resistance: 50Ω±50Ω.  
Primary inductance: 50 hys.

**Leakage Reactance:**

Primary to secondary: 6 m/Hys.  
Half primary to secondary: 3 m/Hys.  
Half primary to half primary: 6 m/Hys.

**Open type:**

5½in. × 4½in. × 5½in. high.  
Fixing Centres: 4¾in. × 3¾in.  
Weight: 14½lbs.

**Potted type (Hammer Grey finish):**

5in. × 5½in. × 6½in. high.  
Fixing Centres: 3¾in. × 5in.  
Weight: 15lbs.

Transformer type 4N1 is designed to handle 50 watts in the Ultra Linear Circuit where cathode bias is employed.

A 100w. model is available if required.

**SAVAGE  
TRANSFORMERS LTD.**

DEVIZES, WILTS.  
Tel.: Devizes 932.

## SOUTHERN RADIO'S WIRELESS BARGAINS

**TRANSRECEIVERS.** Type "38" (Walkie-Talkie) complete in case with Five Valves (Four A.R.P.12. One A.T.P.4). Untested by us, are serviceable, but no guarantee. £12/6 each.

**ATTACHMENTS** for Type "38" Transceiver. ALL BRAND NEW: HEADPHONES with Plug and Lead, 15/6; THROAT MICROPHONE with Plug and Lead, 4/6; JUNCTION BOX 2/6; AERIAL No. 1, 4ft., 2/6; AERIAL No. 2, 4ft., 5/-; WEBBING for "38" 4/-; HAVERSACKS, 5/-; SPARE VALVES A.R.P.12, 4/6; A.T.P.4, 3/6.

**TRANSRECEIVERS.** Type "18" Mark II. (Receiver and Sender) in Metal Case. Six Valves; Microammeter, etc. Less External Attachments, £4/10/-.

**ATTACHMENTS FOR USE WITH "18" Transceiver.** HEADPHONES with Plug and Lead, 15/6; HAND MICROPHONE (4a) with Plug and Lead 12/6; AERIALS, 5/-.

**RECEIVERS R.109.** 8-valves S.W. Receiver with Vibrator Pack 6-volts; Built-in SPEAKER. Metal Case, £5.

**RESISTANCES.** 100 ASSORTED USEFUL VALUES. New Wire-ended, 12/6 per 100.

**CONDENSERS.** 100 ASSORTED: Mica; Tubular, etc. New, 15/- per 100.

**BOMBSIGHT COMPUTERS.** Ex-R.A.F. NEW. Ideal for Experimenters. A wealth of Components; MOTORS, GEARS, etc., etc., £3.

**LUFBRA HOLE CUTTERS.** Adjustable 3/4in. to 3 1/2in. for Metal, Plastic, etc., 7/-.

**MORSE TAPPERS.** Extra heavy, on base, 5/6; Standard 3/6; Midget, 2/9.

**MORSE PRACTICE SETS.** With Tapper and Buzzer on base, 6/9. With Battery, 9/9.

**DINGHY AERIALS.** Ex-U.S.A. Reflector Type. Brand new, 4/6.

**PLASTIC TRANSPARENT CASES,** 14in. x 10 1/2in. Ideal for Maps, Display, etc., 5/6.

**CRYSTAL MONITORS** Type 2. New in case. Less Valves, 8/-.

**STAR IDENTIFIERS.** Type I A-N Covers both Hemispheres, 5/6.

**CONTACTOR TIME SWITCHES.** 2 Impulses per sec. in case, 11/6.

Post or carr. extra. Full list Radio Books, etc., 3d.

**SOUTHERN RADIO SUPPLY LTD**  
11 LITTLE NEWPORT STREET,  
LONDON, W.C.2. GERrard 6653

## COVENTRY RADIO COMPONENT SPECIALISTS SINCE 1925

We have now trebled the size of our premises in order to supply a larger range of Components, Amplifiers and Hi-Fi Equipment.

Send your enquiries to  
**189-191, DUNSTABLE ROAD,  
LUTON, BEDS.**  
New Telephone No.:— LUTON 7388-9

## Morse Code operating as a PROFESSION

The essential qualification of a Radio Officer at sea, in the air or ashore is EXPERT MORSE OPERATING. The Candler method of teaching Code is known the world over.

45 years of teaching Morse Code is proof of the efficiency of the Candler system.

Send 2½d. stamp for Payments Plans and full details of all Courses.

**THE CANDLER SYSTEM CO.**  
(55W) 52b ABINGDON ROAD, LONDON, W.8.  
Candler System Co., Denver, Colorado, U.S.A.

**ELECTRONIC** Inspectors required; applicants must have practical experience of test methods and equipment, backed by reasonable theoretical knowledge; excellent working conditions; opportunities for promotion, staff pension scheme, good canteen available, social and sports club facilities; salary according to ability ranging from £625 to £750 per annum.—Apply: Personnel Officer, Decca Radar, Ltd., 2, Tolworth Rise, Tolworth, Surrey. [7223]

**SENIOR** television engineers required by Philco (Great Britain), Ltd., for television design and development laboratory; candidates must have had at least 5 years' experience of domestic television design and be capable of carrying through a project from the prototype stage to production.—Apply by letter only stating experience, qualifications and salary required to the Chief Engineer, Philco (Great Britain), Ltd., Romford Rd., Chigwell, Essex. [7138]

**SPECIALIST** technician required to help in prototype medical electronic/mechanical instrument designing and construction; suitable qualifications for physics or equivalent with some laboratory experience and of audio and pulse techniques; age preferably 23-35; salary scale according to qualifications, £650-£790 (inc. L. Weighting allowance).—Application forms, to be returned within 7 days, from Secretary, Institute of Psychiatry, The Maudsley Hospital, Denmark Hill, S.E.5. [7091]

**THE** General Post Office has vacancies for Radio Operators at its coast radio stations and applications are invited from men between 21 and 35 years of age who hold the Postmaster General's First Class Certificate of Proficiency in Radiotelegraphy or an equivalent certificate issued by the Administration of the Commonwealth or of the Irish Republic; selected candidates will be considered later for permanent pensionable posts.—Applications should be made to the Inspector of Wireless Telegraphy, Radio Services Department, Wireless Telegraphy Section, Union House, St. Martins-le-Grand, London, E.C.1 [7100]

**UNIVERSITY OF DURHAM** COMPUTING LABORATORY.—A computer engineer is required for the Ferranti Pegasus electronic digital computer to be installed in the laboratory in Newcastle upon Tyne; no previous experience with computers is necessary but a knowledge of electronic techniques is required; initial salary will be according to age and experience but will not be less than £600 per annum.—Application by 28th June, 1957, giving age, educational standard, experience, and present salary, and the names of two referees, to the Director, University Computing Laboratory, 1a, Kensington Terrace, Newcastle upon Tyne, 2. [7104]

**PLESSEY NUCLEONICS, LTD.** have vacancies for Electronic Engineers to work on the design of reactor instruments, pulse circuits, and other applications of electronics to nuclear problems; both senior and junior posts are offered; all applicants should possess a thorough knowledge of basic electronic theory, a degree in science or electrical engineering, H.N.C. or appropriate equivalent standards of technical education for the two grades; previous experience in nucleonics advantageous but not essential; the other important qualifications are enthusiasm and initiative to progress in this new and expanding field; these posts will carry attractive salaries commensurate with qualifications and experience.—Apply in writing to Chief Engineer, Plessey Nucleonics, Ltd., Weedon Rd., Northampton. [6922]

**WIRELESS** mechanical mechanics required by Falkland Islands Dependencies Survey for service at isolated British bases in Antarctic; must be able transmit and receive morse at 20 words a minute and be capable elementary maintenance wireless transmitting and receiving equipment. Salaries ranging from £1,000 to £330 rising to £420 a year with all found, including clothing and canteen stores. Keen young men between 20 and 30 years required, preferably single, of good education and high physical standard, with genuine interest in polar research and travel and willing to spend 30 months under conditions testing character and resource. Write to the Crown Agents, 4, Millbank, London, S.W.1. State age, name, in block letters, full qualifications and experience, and quote M20/42227/WF. [7075]

**TELECOMMUNICATIONS** Research Staff (Engineers and Technicians) are required at our London Research Centre (Blackheath, S.E.18) for interesting and important new work in well-equipped and up-to-date laboratories; opportunities for original thinkers seeking experience, advancement and responsibility exist in the following fields: (a) Electronic switching and computer techniques, (b) Telecommunications transmission, (c) Transistor circuit applications; candidates expressing a preference may also be considered for engineering vacancies on closely allied development projects; engineers should have a degree, or H.N.C. plus previous practical experience in industry or research; technicians should have O.N.C. or G.C.E. at advanced level, and a definite interest in this type of work; as the research laboratories and main works are in London, technical staff can participate in the activities of professional institutions and attend a wide range of lectures and courses; attractive salaries, liberal pension scheme; assistance with housing difficulties, if required, may be available in approved cases; excellent sports club and canteen facilities; applications giving preliminary outline of qualifications should be sent to the Staff Officer, ref. 744/77, Siemens Brothers & Co., Ltd., Woolwich, S.E.18 (an A.E.I. company). [7070]

All the experts use —



- ★ Reliable
- ★ Speedy
- ★ Long-lasting

A model for every purpose 65 watt round pencil bit

Leaflets on request from

**W. T. HENLEY'S TELEGRAPH WORKS CO. LTD.**

51-53 Hatton Garden, London E.C.1

Tel: CHAncery 6822



FOR 25 YEARS THE BEST

**PROVED** The finest method for cleaning records  
Already over 20,000 enthusiastic users

THE "Dust Bug" AUTOMATIC GRAMOPHONE RECORD CLEANER  
PATENT APPLIED FOR

Price reduced to 17/6 (plus 7/- purchase tax) from your local dealer or **CECIL E. WATTS**

Consultant and Engineer (Sound Recording and Reproduction)  
Darby House, SUNBURY-on-THAMES, MIDDIX

### TELETRON SUPER INDUCTOR COILS



**Ferrite Rod Aerials.** Wound on high permeability Ferroxcube rod, Medium wave 8/9, Dual wave 12/9.

Type HAX. Selective crystal diode coil for tape and crystal amplifiers, MW 3/-, LW 3/6. Dual wave TRF Coils, matched pairs (as illustrated) 7/- pair. Type S.S.O. Supersonic Tube Osc. coil, provides 6.3 v. 3 a. RF for pre-amp heater. Eliminates induced 50 c/s hum, 40/100 kc, 15/- ea. Transistor coils, etc. Available from leading stockists. Stamp for complete data and circuits.

**THE TELETRON CO. LTD.,** 266, Nightingale Rd., London, N.C.1. How 2527



# I AM COMPLETELY CONVERTED—

the string tone, brass, tang of drums, separation of instruments—everything is a revelation. I must write and thank you.



This letter from a new Duode owner sums up so many others. People who buy Duodes really do find something worth more than they expect, and it lasts.

When all is said and done, the key to good sound is not catch phrases like hi-, higher, highest or even super-highest fi! These are exciting for a while, but after the first impact your ear and your critical sense judge more carefully—then it is that Duode owners thank their stars for placing **NATURALNESS** first of all the qualities they seek.

Choose a Duode, and you too will have the best possible long term investment in good sound.

## DUODE LTD.

3, Newman Yard, London, W.1

# OPPORTUNITIES IN RADIO



Get this FREE Book!

## 'ENGINEERING OPPORTUNITIES'

reveals how you can become technically qualified at home for a highly paid key-appointment in the vast Radio and Television Industry. In 148 pages of intensely interesting matter, it includes full details of our up-to-the-minute home study courses in all branches of **TELEVISION and RADIO, A.M. Brit. I. R. E., City & Guilds, Special Television, Servicing, Sound Film Projection, Short Wave, High Frequency and General Wireless Courses.**

We definitely Guarantee

### "NO PASS—NO FEE"

If you're earning less than £18 a week this enlightening book is for you. Write for your copy today. It will be sent FREE and without obligation.

BRITISH INSTITUTE OF ENGINEERING TECHNOLOGY

388B COLLEGE HOUSE, 28-31, WRIGHT'S LANE, LONDON, W.8.



**I** NSTRUMENT Mechanics, Radio Mechanics and Skilled Tradesmen required for weekly paid post in Department of Aircraft Electrical Engineering; applicants should have previous experience with machine tools; in addition, mechanics should have considerable experience in one of the following: radar, radio, industrial electronics, instrumentation and precision mechanisms; the appointments offer excellent prospects and opportunity to work on wide range of interesting projects; wages within scale £8 19s 4d to £12 6s 4d; generous holiday allowance; five-day week; staff superannuation and sick pay scheme.—Apply giving full particulars to the Recorder, The College of Aeronautics, Cranfield, Bletchley, Bucks. [7099]

**D** EVELOPMENT Engineer required for interesting work on various aspects of telecommunications systems engineering; experience in telephone and teleprinter circuitry, particularly the switching aspects, will be an asset; the engineer chosen will be called upon to exercise his initiative and act upon his own responsibility as a leading member of a development team. The salary paid will be commensurate with experience and academic qualifications which, although not essential, are desirable. There are prospects for a permanent career in telecommunications engineering and the company operates an up-to-date superannuation and insurance scheme. Write in the first instance with full details to the Personnel and Admin. Officer, International Aeradio, Ltd., Engineering Division, Hayes Rd., Southall. [7097]

**D** .S.I.R. require experimental officers and assistant experimental officers at Radio Research Station, Datchet, Berks, to (i) assist in radio research and (ii) prepare abstracts of scientific and technical articles on radio research and development; quals. in physics or electrical engineering, min. G.C.E. (Advanced level) in two scientific subjects or equity, over 22 pass degree, B.N.C. or equity, generally expected; experience in radio research or development, or communications an advantage; for posts (ii) ability to read technical French and German an advantage; posts (i) offer opportunities for service abroad; special short-term appointments are also available at home and abroad for assistance in observations and reduction of results during the International Geophysical Year (1957-58); salary within ranges: E.O. £675-£1,075, A.E.O. £350 (age 18)-£75; slightly less for women but, subject to improvement under equal pay scheme; 5-day week.—Forms from M.L.N.S., Technical and Scientific Register (K), 26, King Street, London, S.W.1, quoting A.111/7A. [7064]

### SITUATIONS WANTED

**R** A D I O and TV service engineer desires post with service dept. or manufacturer, London area; service work or development; holding R.T.E.B. Cert. and C. & G. Telecomm. Inter Standard.—Box 7515. [7086]

**Y** O U N G man, age 32, licensed Ham, Grad. Brit. I.R.E., Final City and Guilds Radio, qualified in radio communications, 7 years' industrial experience production, development of electronic valves, seeking more executive position with progressive—repeat progressive company, home or abroad; any type of work considered; salary £1,200 p.a. minimum.—Box 8401. [7085]

### TECHNICAL TRAINING

**L** E A R N it as you do it—we provide practical equipment combined with instruction in radio, television, electricity, mechanics, chemistry, photography, etc.—Write for full details to E.M.I. Institutes, Dept. WW47, London, W.4. [0006]

**C** I T Y and Guilds (Electrical, etc.) on "No Pass—No Fee" terms, over 95% successes. For full details of modern courses in all branches of Electrical Technology send for our 144-page handbook, free and post free, B. I. E.T. (Dept. 388A), 29, Wright's Lane, London, W.8. [0117]

### TUITION

**C** O V E N T R Y T E C H N I C A L C O L L E G E.

**S** E S S I O N 1957-58. **E** L E C T R O N I C engineering. **A** P P L I C A T I O N S invited for entry to next three-year full-time course commencing September, 1957, from those requiring comprehensive training to an advanced level in electronic engineering, qualifying them for technical posts in radio, telecommunications, television and industrial electronics; syllabus will cover requirements of City and Guilds, Brit. I.R.E. and I.E.E. examinations; entry age 16 or over. **A** P P L I C A T I O N forms and further information from Principal, Coventry Technical College, W. L. GRINN [7092]

**N** O T H I N G succeeds like success! What we have done a thousand times we can do again for you—see the B.N.R.S. advt. page 74. [C172]


**W** I R E L E S S operating; attendance and postal courses.—Stam for reply to Manager, The Wireless School, Manor Gdns., London, N.7. [0104]

**F** U L L - T I M E courses for P.M.G. Certs., C.G.L.I. Telecommunications, Radar Maintenance Cert. and B.Sc.(Eng.); prospectus free.—Technical College, Hull. [0111]

**A** .M.I. Mech.E., A.M. Brit. I.R.E., City and Guilds, etc., on "No Pass—No Fee" terms, over 95% successes—or details of Exams and courses in all branches of Engineering, Building, etc. write for 144-page Handbook—Free: B.I.E.T. (Dept. 387B), 29, Wright's Lane, London, W.8. [0118]

# TUNERS


FM



FM81/Mk11

FM VHF TUNER completely stable drift free tuning. Volume control. Tuning indicator, A.V.C. Sensitivity better than 4  $\mu$ V for 20 db quieting. 21 gns. tax paid.


AM



S6BS

AM 9-band all-wave tuner. 13 m.-570 m. Band spread, variable selectivity. Tuning indicator. Logging scale, delayed amplified A.V.C. Tropicalised. Sensitivity better than 2  $\mu$ V for 250 mV output. £46/4/- tax paid.

FM/AM



S5/FM

FM/AM: World Wide AM in 2 ranges. S5E/FM 12.5 m.-37 m.; 35 m.-100 m.; 90 m.-250 m.; 190 m.-250. S5/FM: 16 m.-50 m.; 195 m.-550 m.; 880-2,000 m. Sensitivity better than 10  $\mu$ V on all ranges. PLUS completely stable drift free VHF/FM. Sensitivity better than 8  $\mu$ V for 20 db quieting. Tuning indicator on all bands AM and FM. £34/2/6 tax paid. All tuners suitable for modern high quality amplifiers. Most tuners available with Escutcheons in Gold, Silver or Bronze.

# C. T. CHAPMAN

(Reproducers) LTD

RILEY WORKS, RILEY STREET, CHELSEA, S.W.10

FLAxman 4577/8

Export Enquiries Invited

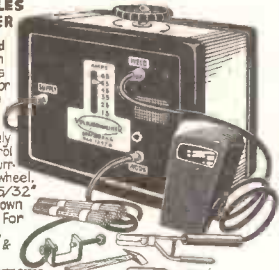
**THE PEOPLES ARC-WELDER**

**£15-12-0d**

Complete with all accessories shown. Ready for plugging into 10amp socket 230/250v. A.C. mains. Infinitely variable control of welding current by hand-wheel. Welds up to 5/32" thickness down to 22g sheet. For the Motorist, Householder & Engineer.

£15-12-0d CASH WITH ORDER.

CARRIAGE APPROX 7/- AFTER DELIVERY. Uses 14g & 16g Standard Flux Coated Electrodes. One bundle of each supplied with Welder Extra Electrodes 7/10. 1000250



**"POP" RIVET GUNS (Lazy Tong)**

A hand tool for quick and easy riveting of valve holders transformers and other parts to chassis, for rack building and any sheet metal and fabrication work. With Universal Collect to take all sizes of rivets, £3.19.6 Postage & Packing 2/-.

**"POP" RIVETS**

1/4in., 5/32in and 3/16in. dia., 7/9 per 250, 19/- per 1,000 of one and the same for "Pop" Rivets, 12/- per 500, 17/- per 1,000. Send stamp for leaflet.



size. Mixed 1,000. Send stamp for leaflet.

**NEST OF DRAWERS**

Overall: 6 1/2in. wide x 5in. deep x 10 1/2in. high. 12 drawers, each 3in. wide x 4 1/2in. deep x 1 1/2in. high. Useful storage for radio components, nuts, bolts and other small parts. Stout sheet steel, green enamelled, 19/6. P & P. 2/6.



**VOLTMETERS**

6in. Moving Iron. Switch-board-type Instrument. Available with the following scales: 0-30v., 0-120v., 0-250v., 0-450v. £2.15 ea.



**HARMSWORTH TOWNLEY & CO.,**  
2, Jordan Street, Manchester, 15.

**ARIEL SOUND LTD.**

- ★ Industrial Electronic Equipment
- ★ Prototype Design and Development
- ★ Electronic Assembly Sub-contracting

57, Lancaster Mews, London, W.2.

Tel.: PADDington 5092

**ODDIE FASTENERS**

Pat. 507249



THIS FASTENER WITH ENDLESS APPLICATIONS—SIMPLE—POSITIVE SELF-LOCKING. MADE IN A VARIETY OF TYPES AND SIZES. SPECIAL FASTENERS TO SUIT CUSTOMERS' REQUIREMENTS. WIDELY USED IN THE RADIO INDUSTRY.

Illustrated brochure and other information will be gladly sent on request. DEPT. "W.W."

**Oddie, Bradbury & Cull Ltd., Southampton**  
Tel.: 55883 Cables: Fasteners, Southampton

**WIRELESS.**—See the world as a radio officer in the Merchant Navy; short training period; low fees, scholarships, etc. available; boarding and day students; stamp for prospectus.—Wireless College, Colwyn Bay. [0018]

**T/V & Radio.**—A.M.Brit.I.R.E., City & Guilds, R.T.E.B. Cert., etc., on No Pass—No Fee—terms; over 95% successes—Details of Exams and Home Training Courses in all branches of Radio and T/V, write for 144-page Handbook—Free. B.I.E.T. (Dept. 397A), 29, Wright's Lane, London, W.8. [0116]

**TRAIN** at home for a better position or a new hobby.—We offer comprehensive modern home tuition courses covering over 100 careers and hobbies, practical equipment supplied with many courses.—Write for free brochure stating subject of interest, to: E.M.I. Institutes, Dept. W.W 39, London, W.4. (Associated with H.M.V.) [0130]

**FREE!** Brochure giving details of Home Study Training in radio, television and all branches of electronics. Courses for the hobby enthusiast, or for those aiming at the A.M.Brit.I.R.E., City and Guilds, R.T.E.B., and other professional examinations. Train with the College operated by Britain's largest electronics organization; moderate fees.—Write to E.M.I. Institutes, Dept. W.W28, London, W.4. [0179]

**COURSES** in Electronics, covering practical and theoretical aspects, basic principles, industrial applications, electronic apparatus, etc. Also courses in Radio and TV Engineering and Frequency Modulation. Guaranteed coaching for Brit.I.R.E., City & Guilds, etc. Study at home under highly qualified tutors. Write for free book: International Correspondence Schools, Ltd., Dept. CL.42, Kingsway, London, W.C.2. [0033]

**INCORPORATED** Practical Radio Engineers' home study courses of radio and TV engineering are recognized by the trade as outstanding and authoritative. Moderate fees to a limited number of students only. Syllabus of Instructional Text is free. "The Practical Radio Engineer" journal, sample copy, 2/9.—6,000 Alignment Peaks for Superhets, 5/9.—Membership and entry conditions booklet, 1/- fill post free from the Secretary, I.P.R.E., 20, Fairfield Rd., London, N.8. [0088]

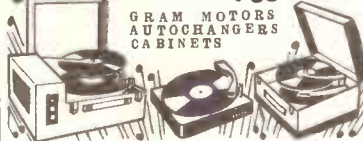
**AUCTIONS**

**SALES** every Thursday at 11 a.m.  
**EASTERN Auction Mart, Ltd.**  
TELEVISIONS, radios, fridges, wash/machines, etc., etc.  
ENTRIES accepted working or not. 15% commission on lots sold (min. 10/-). No sale, no charge.  
WE collect in Greater London area.  
WHITEHORSE Lane, Mile End Rd., Stepney, E.1.  
STEPNEY Green 3993, 3296, 1033. [0125]

**LOCKWOOD**

makers of **Fine Cabinets** and woodwork of every description for the Radio and allied trades  
**LOCKWOOD & COMPANY (WOODWORKERS) LTD.**  
Lowlands Rd., Harrow, Middlesex. Byron 3704

**RECORD PLAYERS**




**GRAM MOTORS AUTOCHANGERS CABINETS**  
**COLLARO AC.3/554.** Three-speed, single player for A.C. mains 200/250 v., cream finish, complete with turnover crystal pick-up, "T" type head. Strictly limited quantity at £8/19/6, plus 5/6 carr.  
**CRYSTAL PICK-UPS** fitted Acos HGP37 cartridge. Ultra lightweight. Our price 37/6, plus 2/6 carr.  
**VOLMAR 3-SPEED AUTO CHANGE RECORD PLAYERS,** incorporating Garrard RC 80 changers. List price £20. Our price 121 gns.  
**3-SPEED RECORD PLAYERS,** fitted with Acos turnover HGP39 pick-ups with twin sapire styli, rexine case with lid, fitted clamps and handle. Worth 10 gns. Our price 27/15/6, plus 5/6 carr.  
**3-SPEED GRAM MOTORS,** by well-known maker. Our price 59/6, plus 5/6 carr.  
**FOUR-SPEED CHANGERS!** The new B.S.R. 4-speed auto-changers now available at £8/15/- only, plus 5/6 carr.  
Send stamp for complete bargain lists.

**RONALD WILSON & CO.**  
(DEPT. W.W.), 12 BRIDGE STREET, WORCESTER

**HOME RADIO LTD.**

for **EDDYSTONE "820"**



**AM/FM TUNER UNIT**

Designed for reception of VHF/FM transmissions; also for one pre-set long wave station and two pre-set medium wave stations. The "820" is of advanced design, precision built using first-class materials. 8 valves, Foster-Seeley discriminator, and self-contained power pack. The FM tuner for those who want the best. May we send you full technical specification and test report. Call for demonstration.

**PRICE £31-18-0**  
inc. P.T.

**IMMEDIATE DELIVERY.** A limited number of the fabulous QUAD FM tuner available from stock £30/9/-. Details on request.

**HOME RADIO (MITCHAM) LTD.**

187 LONDON ROAD, MITCHAM, SURREY.  
MIT 3282



**HIGH CLASS TAPE RECORDING EQUIPMENT**  
HEADS, DESKS, TAPE, ETC.  
Send for lists  
**BRADMATIC LTD.**  
STATION ROAD, ASTON, BIRMINGHAM 6  
Telephone: East 2881-2

**SPECIAL OFFER G.E.C., B.T.H. WESTINGHOUSE GERMANIUM CRYSTAL DIODES**

1/- each. Postage 2 1/2d.  
Diagrams and three Crystal Set Circuits Free with each diode.

A large purchase of these fully GUARANTEED diodes from the manufacturers enables us to make this attractive offer.

**COPPER INSTRUMENT WIRE ENAMELLED, TINNED, LITZ, COTTON AND SILK COVERED**

All gauges available.  
B.A. SCREWS, NUTS, WASHERS, soldering tags, eyelets and rivets, EBONITE AND BAKELITE PANELS. TUFNOL ROD, PAXOLIN TYPE COIL FORMERS AND TUBES.  
ALL DIAMETERS.  
SEND STAMP FOR LIST. TRADE SUPPLIED.

**POST RADIO SUPPLIES**  
33 Bourne Gardens, London, E.4

## LONDON CENTRAL RADIO STORES

**PUSH BUTTON HAND CONTROLS.** Complete with indicator lamp, with heavy duty 2-way switch, 8 yds. 15 amp. 6-core cable. Brand new. £1/15/-.

**SPIRIT COMPASSES.** Brand new and boxed. P.11 4 1/4 in., £1/1/-; P.10, 6 in., £1/5/-.

**WESTERN ELECTRIC** extending mike with single earpiece. Has heavy base fixing rod and extends approx. 22in. 38/6.

**0-50 MICROAMPMETER.** 2 inch flush mounting. Brand new and boxed. 50/-.

**VENNER 8-DAY CLOCKWORK TIME SWITCHES.** 230 volt, 1 amp. 3 1/4 x 2 1/2 in. 25/-.

**VENNER 8-DAY CLOCKWORK TIME SWITCHES.** 230 v. 15 amp. In iron-clad case. Size 9 x 7 x 4 in., weight 12 lb. 55/-.

**5in. P.M. SPEAKERS.** 3 ohm. In good working order. 11/6.

**EX-NAVAL SOUND POWERED TELEPHONES** with hand generator calling and neon indicator, in iron clad case size 9 x 7 x 7 in. 45/-.

**EX-G.P.O. RELAYS.** 500 ohm coil, 10 leaves. 4/6.

**AVO VALVE TESTER.** Roller panel type in wooden carrying case. Perfect order. £9/10/-.

**UNISELECTOR SWITCHES.** Have many applications including automatic tuning, circuit selection, etc. Operates on 25-50 v. Full wipe 4-bank, double coils, 32/6. Half wipe 6-bank, 12/6. Full wipe 6-bank single coils, 27/6. Full wipe 8-bank single coils, 42/6.

**MEGGER CIRCUIT TESTING OHMMETER** in leather carrying case, as new. £3/5/-.

**CARBON HAND MIKE.** Type No. 4. 8/6.

**MOVING COIL HAND MIKE.** Type No 7. 8/6.

**SINGLE FLARE RE-ENTRANT SPEAKERS.** Bakelite 15 ohm impedance. Suitable for P.A. work and all outdoor functions. Size 18 x 18 x 12 in. 22/6.

**TWIN FLARE RE-ENTRANT SPEAKERS.** 15 ohm. Similar to above. Size 24 x 18 x 12 in. 32/6.

**AMERICAN L.P. SETS** with ten valves 24 v. D.C. generator and many useful components. Valves consist 6lx 6BH7s, Two 6HG, Two 7193. 27/6.

All prices include carriage.

23 LISLE ST. (GER. 2969) LONDON, W.C.2

Closed Thursday 1 p.m. Open all day Saturday

CLASSICAL & HANDBOOK

L/P

CATALOGUE FOR 1957

NOW

READY

RECORD LIBRARY

- Includes 1957 additions to the library.
- The only comprehensive *selective* catalogue of Classical L/P Records—listing only recordings recommended by the Critics.
- Nearly 4000 discs listed (as already available to Library members).

Also selections on:—

- The care of Long Playing Records.
- The Reproduction of Long Playing Records.
- A Basis for Record Collection (100 Recommended L/Ps)
- FULL DETAILS OF LIBRARY MEMBERSHIP

POST 3/- FREE

FROM

THE LP RECORD LIBRARY

SQUIRES GATE STATION APPROACH, BLACKPOOL, LANCs.

## Fidelia

### HAND-BUILT EQUIPMENT

Our present range of high fidelity equipment includes the following models giving VHF/PM reception.

**Fidelia de Luxe.** An 11-valve chassis with 7-watt triode push-pull output stage, it has the normal wavebands plus VHF reception, an N.F.B. low distortion tone control circuit with separate bass and treble controls, C/R tuning indicator, etc. Price £33/12. (Little more than the price of a mass-produced chassis.)

**Fidelia Imperial.** VHF reception plus a high fidelity power amplifier, pre-amplifier and tone control unit. Input circuit to suit nearly all types of gramophone pick-ups, switched record compensation, separate bass and treble tone controls from low distortion N.F.B. circuit, 3 position steep cut filter. Available with alternative power amplifier units. Prices £32/10 and £37/10.

**Fidelia Major.** A 12-valve model. L.M.S. and VHF wavebands. Tuned R.F. stage on all bands, gramophone pre-amplifier for low impedance pickups. Separate 9-watt power amplifier. 20-20,000 cycle audio response. Price £44.

**Fidelia Standard.** 9 valves. The smallest unit of the Fidelia. AM/PM range, all the Fidelia features and a 5-watt output stage. £30.

Full technical details willingly on request.

Note. Existing Fidelia Hand-built chassis can be modified to give VHF reception.



ELECTRO Acoustic DEVELOPMENTS

2 AMHURST ROAD, TELSCOMBE CLIFFS, Nr. Brighton, SUSSEX

Tel.: Peasehaven 3156



SIFAM ELECTRICAL INSTRUMENT CO. LTD.  
LEIGH COURT - TORQUAY - Telephone 4547/8

### FOR PROMPT DELIVERY WAFER SWITCH ASSEMBLIES, CUSTOM BUILT

Banks	PAXOLIN	CERAMIC
1	s. d. 7 0	s. d. 11 3
2	10 3	22 7
3	13 6	33 4
4	16 2	45 2
5	18 10	56 2
6	21 6	67 8
7	23 8	—
8	26 11	—

When A.B. 11 and 12 way Wafers are required, please add 1/- per bank to above prices. SPECIALS AT time & material plus 50%.

#### ● N.S.F. TYPE "G" SWITCHES.

1 Banks	£1 4 0	Control Plate etc., each	15/-
2 Banks	£1 13 0	Wafers, each	9/-
3 Banks	£2 2 0		
4 Banks	£2 11 0		
5 Banks	£3 0 0		
6 Banks	£3 9 0		

Quotations gladly given for small as well as large quantities, also for special assemblies.

TELE-RADIO (1943) LTD.  
189, EDGWARE ROAD, LONDON, W.2.  
Paddington 4455j6.

## LOUDSPEAKERS LS No. 2 . . . 15/-



Control units C/W Mike, Headphone, etc. 20/-  
Fullerphones, Mk. IV C/W Morse Key, Headphone, etc. Immaculate condition. . . . . 15/-  
26 Line "Standard T.C." Tel. Switchboards, Drop Indicator, Cordless, plus Rectifier-Boards, 230 v. 50 cycle, 100,000 Telephone Cords, various types.  
Telephone Wire, Plugs, Jacks, etc.  
Telephone Lamps, Caps.  
Telephone Desk Sets, Automatic, Stromberg Carlsen, c/w Handsets.  
Carbon Hand Microphones "Shure" c/w Switch, 30in. Rubber Lead and Plug.  
Teleprinters and Spares, Leads and Connectors.  
U.S. Antenna Assy. as 12/AP83; Voltmeter Tackler Selector Assy., etc.  
Electric Lamps of all kinds.

SUPLEX LAMPS LTD.  
239 HIGH HOLBORN, LONDON, W.C.1  
Tel. : HOLborn 0225 & 4543

## INDEX TO ADVERTISERS


	Page		Page		Page
A.A. Tools	153	Galpins	158	Quality Mart	88
Acoustical Mfg. Co., Ltd.	65	Garford Eng. & Mfg. Co., Ltd., The	34	Quartz Crystal Co., Ltd.	152
Accola Products, Ltd.	88	Gee Bros., Radio, Ltd.	159		
A.D.S. Relays, Ltd.	72	General Electric Co., Ltd.	75	Racal Engineering, Ltd.	69
Advance Components, Ltd.	16, 33	Gliflan, R. & Co., Ltd.	138	Radio & T.V. Components (Acton), Ltd.	142
Aerialite, Ltd.	76	Glaser, L. & Co., Ltd.	75	Radio Component Specialists	141
Aero Research, Ltd.	30	Golding Manufacturing (Gt. Britain), Ltd.	74	Radio Corporation of America	45, 55
Aircraft Marine Products (Great Britain), Ltd.	51	Goodmans Industries, Ltd.	63	Radio Ham Snack, Ltd.	116
Airmec, Ltd.	7	Gramplan Reproducers, Ltd.	70	Radio Resistor, Ltd.	66
Alpha Radio Supply Co., The	131	Haney, L. F.	148	Radio Servicing Co.	62
Altham Radio Co.	92	Harmsworth, Townley & Co.	156	Radiospares, Ltd.	66
Amplex Appliances (Kent), Ltd.	114	Harris, P.	148	Radio Supply Co. (Leeds), Ltd.	126, 127
Andec, Ltd.	62	Hartley, H. A., Co., Ltd.	81	Radio Telephone Aerial Systems, Ltd.	87
Anders Electronics, Ltd.	60	Halter & Davis, Ltd.	149	Radio Traders, Ltd.	136
Antiference, Ltd.	145	Henley's, W. T., Telegraph Works Co., Ltd.	154	RCA, Great Britain, Ltd.	91
Appointments Vacant 136, 142, 143, 144.	83		117	Reida Radio, Ltd.	115
Arcoelectric Switches, Ltd.	156		85	Rollet, H., & Co., Ltd.	142
Ariel Sound, Ltd.	156		156	Rudman, Darlington (Electronics), Ltd.	52
Armstrong Wireless & Television Co., Ltd.	83, 149		66		
Ashdowns, Ltd.	50		62	Salford Electrical Instruments, Ltd.	73
Ashworth, H.	140		4	Semsons Surplus Stores	130
Aspen, W.	80		2	Sangamo Weston, Ltd.	110
Automat, Ltd.	80		32	Savage Transformers, Ltd.	153
Automatic Coil Winder & Electrical Equipment Co., Ltd., The	1		142	Sifam Electrical Instruments Co., Ltd.	157
				Simmonds, L. E., Ltd.	44
				Smith, G. W. (Radio), Ltd.	128, 129
				Smith, H. L., & Co., Ltd.	151
				Sonomag, Ltd.	84
				Southern Radio Supply, Ltd.	154
				Specialist Switches	64
				Specto, Ltd.	78
				Spencer-West, Ltd.	138
				Sperry Gyroscope Co., Ltd.	135
				Stamford, A. L.	116
				Standard Telephone & Cables, Ltd.	59, 99, 108
				Stern Radio, Ltd.	120, 121
				Stewart Transformers, Ltd.	23
				Stratton & Co., Ltd.	23
				Sugden, A. R., & Co. (Engineers), Ltd.	46
				Superior Radio Supplies	72
				Suplex Lamps, Ltd.	137
				Sutton Coldfield Electrical Engineers	68
				Tannoy, Ltd.	140
				Taylor Tunnicliff (Refractories), Ltd.	41
				Technical Trading Co.	82
				Tektromix Inc.	12
				Telegraph Condenser Co., Ltd.	Cover iii
				Co., Ltd.	71
				Telemechanics, Ltd.	82
				Tele-Radio (1943), Ltd.	80, 157
				Teletelays, Ltd.	90
				Teltron Co., The	154
				Thorn Electrical Industries, Ltd.	77
				Trix Electrical Co., Ltd.	Edit. 349
				T.R.S.	132
				Tutor Tape Co., Ltd.	56
				Uncles, Bliss & Co.	142
				Universal Book Co.	140
				Universal Electrical Instruments Corp.	137
				Universal Electronics	132
				University of Southampton	145
				Valradio, Ltd.	58
				Verdik Sales, Ltd.	153
				V.E.S. Wholesale Services, Ltd.	92
				Vortexion, Ltd.	109
				V.Z. Electrical Service	140
				Walmore Electronics, Ltd.	56
				Watts, Cecil E.	154
				Wayne Kerr Laboratories, Ltd., The	35
				Webber, R. A., Ltd.	118
				Webb's Radio	93, 134
				Westwood, L.	134
				Weymouth Radio Mfg. Co., Ltd., The	72
				Wharfedale Wireless Works	56
				Whiteley Electrical Radio Co., Ltd.	21
				White, S. S., Co., of Gt. Britain, Ltd., The	81, 110
				Wilkinson, L. (Croydon), Ltd.	137
				Wilson, Ronald, & Co.	156
				Wright & Weaire, Ltd.	91
				Young, C. H.	86
				Z & I. Aero Services, Ltd.	146

**P.T.F.E. DIELECTRIC TUBULARS**

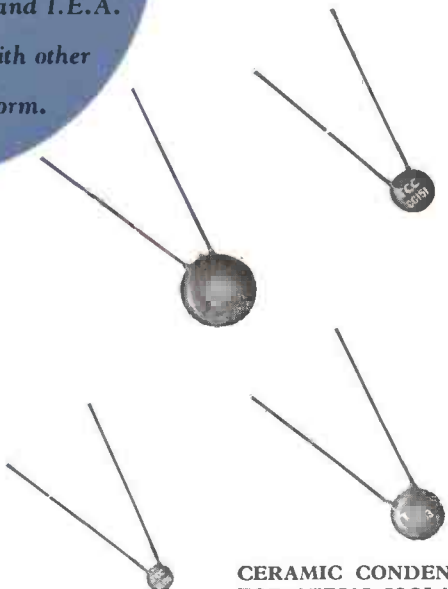

Working voltage: 500vDC.  
Test voltage: 1500vDC at room temperature.  
Operating temperature range: -55°C to +200°C.  
P.F. at 1 kc/s: not greater than .002 at 200°C.  
I.R. not less than 1000 MΩ at 200°C.  
Temp. Coeff. of Cap. -55°C to +200°C  
-200 parts/million/°C.

**'CERAMISEAL' CERAMIC INSULATED TUBULARS**

Complying fully with requirements of R.C.S.133-40/100 H.I. Spec. Available in Low-K and Hi-K groups. The former are recommended for compensating and stabilising purposes, and are quoted in four definite temperature coefficients.



The four new ranges shown here are representative of a number of developments in Condensers and Printed Circuits featured on our stand at the 1957 R.E.C.M.F. and I.E.A. Exhibitions, together with other items in prototype form.



**TANTALUM ANODE ELECTROLYTICS**  
Polarised and reversibles with extended ranges of miniature types.  
Capacities from 200μF to 0.2μF at various voltages. Operating temperature: -50°C to +85°C over 12 volts, with complete stability.  
P.F. at 85°C does not exceed 15% over 15v. wkg. while extremely low leakage current is maintained.

**CERAMIC CONDENSERS FOR AERIAL ISOLATION**

Conforming to B.S.415-1957 requirements of safety for mains radio or other electronic apparatus.  
Max. working voltage: 500vDC or 300vAC.  
Test voltage: 3000vDC for 1 min. at 25°C.  
Cap. tolerance: -20% to +80%.



**MANUFACTURERS, SERVICE ENGINEERS  
AND RADIO ENTHUSIASTS SPECIFY**

# Ersin Multicore

## Solder

*for faultless soldering  
every time on every job*



### SAVBIT 7 lb. REEL

Ersin Multicore Savbit Type 1 Alloy containing 5 cores of non-corrosive flux extends the useful life of soldering iron bits by up to 10 times. 3 gauges available for factory use. 6 standard tin/lead alloys are also available in 9 gauges. Prices on application.



### SAVBIT 1 lb. REEL

Approximately 170 ft. of 18 s.w.g. Ersin Multicore Savbit Type 1 Alloy on a reel. For service engineers and factory operatives using small quantities of solder. 15/- each (subject).



### SAVBIT SIZE 1 CARTON

Contains 53 ft. of 18 s.w.g. Savbit Type 1 alloy. Four specifications of Ersin Multicore 5 core Solder also available: 5/- each (subject).

Catalogue Ref. No.	Alloy Tin Lead	S.W.G.	App. l'gth per carton
C 16014	60/40	14	19 feet
C 16018	60/40	18	51 feet
C 14013	40/60	13	17 feet
C 14016	40/60	16	36 feet

Leading manufacturers of Radio, T/V and Electronic equipment rely on Ersin Multicore Solder for its efficiency, economy and speed in use. Multicore Solders Ltd. have maintained the same high standard of unvarying quality in all their products, earning world-wide repute for dependability. If you have any soldering problems the Multicore Technical Dept. will be pleased to advise you.

### HOME CONSTRUCTOR'S 2/6 PACK

Contains 19 ft. of 18 s.w.g. 60/40 alloy wound on a reel or, for soldering printed circuits, 40 ft. of 22 s.w.g. 60/40 alloy also wound on a reel. 2/6 each (subject).




### Bib WIRE STRIPPER & CUTTER

This efficient tool strips insulation, cuts wires cleanly and splits plastic twin flex. It is adjustable to most wire thicknesses. 3/6 each (subject).



### Bib RECORDING TAPE SPLICER



Recording enthusiasts can affect considerable tape economies with this splicer. It makes the accurate jointing of tape so simple and quick that every scrap can be used. 18/6 each (subject).

Write for free copy of folder "How to edit Tape Recording".

### PRINTED CIRCUITS

Full details of a complete process for soldering printed circuits is contained in leaflet P.C.L. 101-available on request.

### SPECIAL HIGH & LOW MELTING POINT SOLDERS

Comsol (melting point 296°C.)  
T.L.C. (melting point 145°C.)  
P.T. (melting point 232°C.)  
L.M.P. (melting point 179°C.)

**MULTICORE SOLDERS LIMITED, MULTICORE WORKS, HEMEL HEMPSTEAD, HERTS. (BOXMOOR 3636)**