

JULY 1936

TWO SHILLINGS

Wireless World

ELECTRONICS

Radio · Television



FORTY-SIXTH YEAR OF PUBLICATION

2 new Stabilised Power Supply Units

Three stabilised voltage outputs are provided by each of the two new Ediswan Power Supply Units Types R.1260 and R.1280. In each case two major D.C. outputs variable from 0 to 300v. are provided, plus a low current—D.C. output of reverse polarity.

These units are very suitable power sources for experimental electronic circuits and can frequently be used in place of several single power supplies.

Both units work from normal A.C. mains supply and are designed for standard 19" rack mounting or for bench use. Meters are included.

SPECIFICATION

Input

200-250v., 40-100 C.P.S.

Outputs

1. High stability D.C. output 0 to 300v. in one range.
Maximum current: type R.1260 75mA
type R.1280 150mA
2. High stability D.C. output 0 to 300v. in one range.
Maximum current (both types) 75mA
3. High stability D.C. output -200v. non-variable.
Maximum current (both types) 25mA
- 4 and 5. Two independent 6.3v. 4 amp A.C. un-stabilised outputs, both centre tapped.

Notes :

- A. The negative terminals of the two 300v. supplies and the positive terminal of the 200v. supply are common.
- B. Either output 1 or 2 may be taken with output 3 to give a supply of 200-500v. at 25mA.

Stability

With change of mains input voltage (outputs 1, 2 and 3):
A change of 10v. in the mains supply results in an output change of less than 0.1v.
With change of load: A change from zero to full load results in output voltage changes as follows:

- | | | |
|-----------------|-----|-----------------|
| Outputs 1 and 2 | ... | Less than 0.3v. |
| Output 3 | ... | Less than 0.1v. |

Further information on this and other Ediswan Stabilised Power Supply Units on request.

Output Resistance (Outputs 1, 2 and 3):
Less than 3 ohms.

Ripple

Outputs 1 and 2 ... Less than 2mV R.M.S.
Output 3 ... Less than 4mV R.M.S.

Output Circuits

All outputs isolated from earth, and any point may be connected to earth. All terminals can be worked at up to 500 volts from earth. Outputs 1 and 2 may be switched without affecting any of the heater supplies.

Meters

Each 300v. supply has a meter which can be switched to be a voltmeter or milliammeter.

Mounting

R.1260 and R.1280 are both suitable for standard 19" rack mounting, or for bench use.

Price

R.1260—£78 nett
R.1280—£86 nett
Bench stand for R.1280—£2 nett



EDISWAN

RADIO DIVISION

THE EDISON SWAN ELECTRIC CO. LTD., 155 CHARING CROSS ROAD, LONDON, W.C.2
Member of the A.E.I. Group of Companies.

Telephone : Gerrard 8660

Telegrams : Ediswan, Westcent, London

Wireless World

ELECTRONICS, RADIO, TELEVISION

Managing Editor: HUGH S. POCKOCK, M.I.E.E.

Editor: H. F. SMITH

JULY 1956

Assistant Editor: F. L. DEVEREUX, B.Sc.

In This Issue

Editorial Comment	303
Dip Soldering <i>H. G. Manfield</i>	304
Television Pattern Eliminator	307
World of Wireless	308
Crystal-Controlled F.M. Receiver <i>D. N. Corfield</i>	312
Selective "Paging" System	316
Semi-Conductors "Cathode Ray"	317
Letters to the Editor	322
Ferroresonant Computing Circuits <i>R. S. Arbon and G. Phylip-Jones</i>	324
Two-Channel Stereophonic Sound Systems <i>F. H. Brittain and D. M. Leakey</i>	331
Developments in Sound Reproduction	335
Short-wave Conditions	339
F.M. Tuning Meter <i>R. S. Ferguson</i>	340
Wafer Cells <i>R. W. Hallows</i>	341
"Precipitation Static"	343
Simple Telephone Answering Machine <i>H. G. M. Spratt</i>	344
Book Received	346
European V.H.F. Broadcasting <i>G. H. Russell</i>	347
Electron Tube Information Service	349
Random Radiations "Diallist"	350
Unbiased "Free Grid"	352

VOLUME 62 NO. 7
PRICE: TWO SHILLINGS

FORTY-SIXTH YEAR
OF PUBLICATION

PUBLISHED MONTHLY (4th Tuesday of preceding month) by ILIFFE & SONS LTD., Dorset House, Stamford Street London, S.E.1
Telephone: Waterloo 3383 (60 lines). Telegrams: "Ethaworld, Sedist, London." Annual Subscription: Home and Overseas, £1 12s. 6d.
U.S.A. and Canada \$5.00. BRANCH OFFICES: BIRMINGHAM: King Edward House, New Street, 2. Telephone: Midland 7191.
COVENTRY: 8-10, Corporation Street. Telephone: Coventry 5210. GLASGOW: 26B, Renfield Street, C.2. Telephone: Central 1265
MANCHESTER: 260, Deansgate, 3. Telephone: Blackfriars 4412. OVERSEAS OFFICES: U.S.A.: 111, Broadway, New York 6 N.Y. Telephone: Digby 9-1197. CANADA: 74, College Street, Toronto, 2. Ontario Telephone: Walnut t-5631

Transistors



under Small Signal A.F. Conditions

Many types of equivalent circuit have been put forward in trying to replace the empirical methods of designing transistor circuits by a system of mathematical calculations. If the attempt is made to represent transistor performance completely in this way, the transistor appears as a complex device with, among other things, a frequency-dependent phase relationship between input and output, and the proposed equivalent circuits become correspondingly complicated. When, for example, the circuit is to represent the transistor at frequencies comparable with the cut-off frequency at which (by definition) the current amplification factor a is 3dB below its low frequency value, it may be necessary to include delay lines or similar devices.

Fortunately the calculation of the performance of junction transistors at audio frequencies and for small signals can be very much simplified. The system described here treats the transistor as a four-terminal 'black box' from which are derived five characteristics or 'parameters'. For grounded base operation they are: (1) current gain a with output short-circuited to a.c.; (2) input resistance r_{11} with the output open-circuited to a.c.; (3) input resistance r_{in} with the output short-circuited to a.c.; (4) output resistance r_{22} with the input open-circuited to a.c.; (5) output resistance r_{out} with the input short-circuited to a.c. Similar quantities are defined for grounded emitter operation, and are primed to distinguish them, thus a' , r'_{11} etc. (See figure).

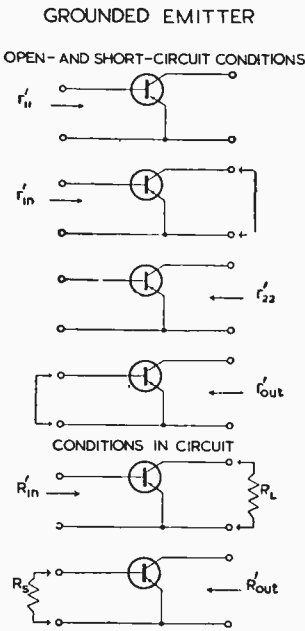
These parameters show immediately the limits of the input resistance and output resistance of the transistor. Thus for a typical OC71 in grounded emitter operation with a working point $V_c = -2V$, $I_c = -3mA$, the input resistance lies between $r'_{in} = 800\Omega$ ($R_L = 0$) and $r'_{11} = 500\Omega$ ($R_L = \infty$); similarly the output resistance lies between $r'_{out} = 21k\Omega$ ($R_s = 0$) and $r'_{22} = 13k\Omega$ ($R_s = \infty$). In practice either $R_L = 0$ or $R_L = \infty$ means that the load resistance is very small or very large compared with the output resistance of the transistor. Also $R_s = 0$ implies a.c. drive from a voltage source, and $R_s = \infty$ a current source.

The parameters give convenient and comparatively simple expressions for the current, voltage, and power

gain of the transistor in circuit, and for the circuit input resistance R_{in} and output resistance R_{out} . The formulas for grounded base and grounded emitter operation are identical in form, but for grounded emitter circuits the calculations must always be made with the dashed or primed quantities a' etc., and of course the results are numerically different. All the formulas consist of a simple fixed term (dependent on the transistor only) multiplied by a term which varies in a fairly simple manner with the circuit values.

The table shows the conversion from the T-network system of r_e , r_b , r_c and r_m to this Mullard system of parameters, and also gives the relationship between grounded emitter and grounded base characteristics in the Mullard system.

It can be seen that with grounded base r_{11} and r_{22} are independent of a , and r_{in} and r_{out} decrease with increasing a . For grounded emitter, r'_{11} is independent of a' ; r'_{22} decreases almost proportionately with increasing a' ; r'_{in} increases with a' ; and r'_{out} decreases with increasing a' .



1589

Grounded Base Characteristics	Grounded Emitter Characs.	Conversion	Equalities
$a = \frac{r_m}{r_c}$	$a' = \frac{r_m}{r_c - r_m}$	$a' = \frac{a}{1 - a}$	$\frac{r_{in}}{r_{11}} = \frac{r_{out}}{r_{22}}$
$r_{11} = r_e + r_b$	$r'_{11} = r_e + r_b$	$r'_{11} = r_{11}$	$\frac{r'_{in}}{r'_{11}} = \frac{r'_{out}}{r'_{22}}$
$r_{in} = r_e + (1 - a) r_b$	$r'_{in} = r_b + r_e(1 + a')$	$r'_{in} = r_{in}(1 + a')$	$a' r'_{22} = a r_{22}$
$r_{22} = r_c$	$r'_{22} = \frac{r_c}{1 + a'}$	$r'_{22} = \frac{r_{22}}{1 + a'}$	
$r_{out} = r_c \left[1 - \frac{a r_b}{r_e + r_b} \right]$	$r'_{out} = \frac{r_c}{1 + a'} \left[1 + \frac{a' r_e}{r_e + r_b} \right]$	$r'_{out} = r_{out}$	

Reprints of this advertisement will not be available



T.S.D. DATA and PUBLICATIONS SECTION, MULLARD LTD., CENTURY HOUSE, SHAFTESBURY AVE., LONDON, W.C.2

MVM 353

Television Puzzles

SEVERAL diverse views on the choice of television systems for the future have been expressed during recent months by correspondents and contributors to our pages. Naturally enough, most of the proposals have been made with the underlying idea that, sooner or later, transmissions in colour will come. Over some of the factors involved, both technical and economic, there is quite a violent clash of opinion. At the present stage, all that *Wireless World* can do is to ensure fair play for the contestants, without making any attempt to give a verdict. Perhaps, though, it would be helpful briefly to review the situation as it stands.

One school of thought, of which Sir Robert Renwick is a leading spokesman, has urged that colour transmissions in this country should be based on the continental 625-line system. The main argument in favour of this is that, thanks to a large domestic production, Britain would then be in a favourable position to export receivers both to the Continent and to other countries adopting the same standards. Another point is that the international exchange of programmes would be made easier. At present, we are the "odd man out."

In a letter printed elsewhere in this issue Sir Robert reaffirms his views, clearly disagreeing with the *Wireless World* opinion that there is unlikely anyway to be a rich export market in receivers. (Our argument was that any country sufficiently developed industrially to have any kind of a television service would probably make its own receivers.)

Another published letter from W. Jones, general manager of Pye Canada, after expressing qualified agreement with that argument, goes on to make the valuable suggestion that the British manufacturers should concentrate on the dollar market by exporting television receiver sub-assemblies. However, Mr. Jones believes that these sub-assemblies could not be exported at economic prices unless backed by production, presumably of identical articles, for domestic consumption. To us, that rather spoils the picture: it is a fact that very few sub-assemblies are interchangeable between receivers for North American use and those for the British 405-line system—or, for that matter, for the continental 625-line standards. It could hardly be seriously suggested that we should change over to the

American standards solely in the interests of export trade, vital though it may be to this country. To carry such a suggestion to its logical conclusion, we should use in Britain *all* the systems of those countries to which we might conceivably export with profit! Are we right in thinking that all this lends support to our original contention?

On the more technical side, the 625-line system to which we are asked to change has found singularly few champions. V. J. Cooper, who, in the April issue, examined the system in the light of future adaptation to colour, concluded that it offers no attractions in comparison with the existing British standards. Others have gone even farther in stigmatizing the 625-line system as an unbalanced one (with unequal vertical and horizontal definition) which fails to make the best use of the very considerable bandwidth required. Any change we may make will have to endure long into the future; what we choose *must* be good.

Ideas on the future of television were further complicated when, in our May issue, Dr. D. A. Bell entered a strong plea for higher definition *instead* of colour. On this question we feel the voice of the customer—the television producer—should be heard before spending time on a close examination of the technical implications. Which does the producer want most? Indirect, and probably unconscious, support for Dr. Bell's views has since come from the cinema industry, which, according to report, is considering reversion to black-and-white photography for a number of films on grounds of economy. This is a sobering thought; if the cinema cannot afford colour, can we afford it for television, where the costs will be, so far as can be foreseen, much higher.

What is Automation?

TO use words without knowing their meaning is more worthy of parrots than men, so we ought to have a precise definition of the witch-word "automation", which will doubtless come into wider use in our field. Does automation essentially involve feedback, more or less in our sense of the word? Apparently not. After studying the literature, we are left with the feeling that it means "the mixture as before, but rather more so."

DIP SOLDERING

By H. G. MANFIELD*

A Method for Use with Printed Circuits

A method of dip soldering components on to a printed circuit pattern is described in detail in this article. The circuit is printed on one side of an insulating board and the components are assembled on the reverse side.

Cleaning, fluxing and soldering are shown to be an integrated process which, when handled mechanically, produces perfect soldered joints between the wiring and the components. The method is simple and requires no elaborate equipment.

ALTHOUGH it has been known for some time that printed wiring circuits have been dip soldered in both this country and in the U.S.A., no published accounts have been given of the detailed processes involved. This article describes a process which has been evolved at the Radar Research Establishment, Malvern.

Requirements.—At present a large percentage of the labour in the electronics industry is devoted to making soldered connections by hand. When this is done correctly, with adequate inspection, the results are very satisfactory, but there is a risk that an operator will miss a joint or will omit to flux or clean it; the result is then a dry joint which is difficult to discover. Modern cored solders have largely eliminated the dry joint but the risk remains.

The great appeal in the use of the printed circuit is that by eliminating plastic-covered wires and by laying out the pattern in two dimensions, it becomes possible to dip the entire unit in a solder bath and make all the joints in one operation. Unfortunately, the operation is not so simple as it seems and unless it is properly carried out the results are apt to be disappointing.

It must be possible to make joints between the wiring and the components in such a way that there are no dry joints and the components—many of which are heat-sensitive—are not damaged. The requirements for a dip soldering system may be stated as follows:

1. It must produce perfect joints.
2. It must allow of the use of standard components without damaging them.
3. It must not damage the plastic base material on which the circuit is printed.
4. Highly activated or corrosive fluxes may not be used.
5. Special soldering alloys and solders of special purity should not be needed because of the difficulty of maintaining purity.
6. Any flux or other surface treatment must not lower the insulating properties of the base material.
7. It should be possible to adapt it to small-scale production.

Some of these requirements might be relaxed for use with domestic apparatus, and tooling costs

would be of less importance with large-scale production, but the scheme to be outlined has been designed against a background of these requirements.

The Printed Wiring.—The base material on which the circuit is to be printed may be of practically any plastic, but in practice it is nearly always a laminate of some kind. Paper laminates impregnated with phenolic resins are commercially available in many different grades. Copper foil, usually 0.0015in thick, may be bonded either to one or to both sides. Laminates of glass-fibre cloth with silicone, epoxy or polyester impregnation are also freely available and can be used where the electrical or mechanical properties of paper laminates are inadequate.

Paper laminates vary in quality. There are so-called punching grades where the proportion of paper to resin is higher than in the electrical grades. Each type presents its own problem from the point of view of dip soldering. The laminate with high resin content may have some by-product of the condensation reaction trapped beneath the copper foil. If this is so, then on heating there is a sudden expansion of the gases and a blister is formed under the metal surface; in some cases this blister explodes and ruptures the metal foil. With the low resin content material, the predominance of paper leads to a higher rate of water absorption than with the higher-quality type, and the material, on heating, expands with a similar result to that already discussed.

The choice of a suitable base is therefore somewhat complicated by the diverse requirements. In all cases it has been found essential to dry out the materials before use, but as this is also a prior requirement of any electrical material, it should be part of a standard treatment.

The pattern is printed by one of many different processes—by silk-screen, litho-offset or by photo-mechanical means. The process to be described

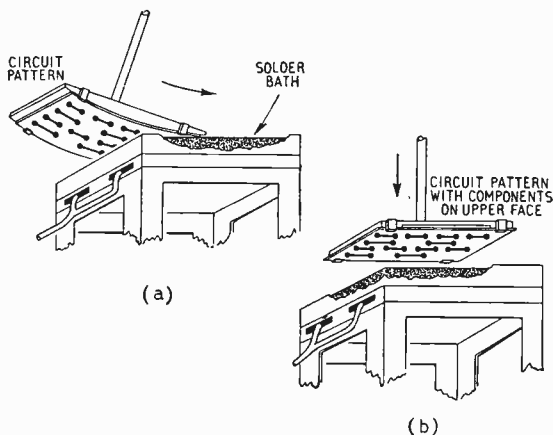


Fig. 1. Diagrammatic sketches showing (a) the preliminary tinning and (b) the soldering process. For the tinning process the board is bent to a shallow arc.

* Radar Research Establishment.

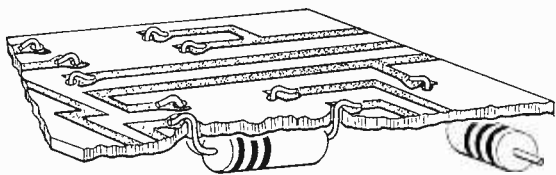


Fig. 2. Typical joints and terminations on a printed circuit board before soldering.

uses the last-named means of printing which is done by the so-called double-layer method. It is not necessary to go into the details of this method here as it has been described in great detail⁽¹⁾. Suffice it to say that the copper-clad laminate is coated first with a cellulose lacquer and then with a sensitized coating which is exposed to ultra-violet light through the photographic negative. The image is developed, leaving the required pattern in acid-resisting lacquer. After etching in ferric chloride the circuit pattern is ready for the first treatment towards the dip-soldering process.

Preparation for Soldering.—It is always necessary thoroughly to clean the surface of the copper before any printing process is commenced. In the double layer process, the lacquer protects the copper through the etching stage right up to stacking and preparation for dipping. At the appropriate time, the lacquer is removed with a solvent—usually acetone—and sprayed with an activated liquid flux. In some cases the holes for component insertion are either drilled or punched, but this may be done after the first-stage tinning process; this will be discussed in detail later.

First Stage: Tinning Process.—When two surfaces to be joined are clean and well tinned the subsequent soldering operation is very simple. The case of the flat printed circuit is no exception to this rule, but chemical tinning and electroplating are useless because oxides are formed on the faces which resist the solder to such a degree that soldering becomes impossible. It is a common experience that it is quite impossible to solder to electroplated soldering tags until the tin is removed.

The circuit pattern after removal of the lacquer and coating with liquid flux is drawn over the surface of the solder bath at the rate of about an inch every five seconds. It is thoroughly dried out and then preheated before entering this first bath. The pre-heating is very important as the top surface of the bath—the only part that matters during soldering—is rapidly chilled when it meets a large area of cold board. Hot air is blown on its surface to raise the temperature to about 100°C. The solder is of 60/40 tin/lead alloy at a temperature of 250°C (+0°, -2°). The choice of temperature has been subject to considerable experiment. If one were soldering metal canisters, then the higher the temperature (within reason) the better, but with plastic base materials which are sensitive to heat, 250°C is about as high as can be tolerated. To reduce the temperature still further would increase the surface tension and decrease the wetting properties of the solder and the extra time in the bath would probably cause more damage than would a shorter dip at a higher temperature.

The ratio of tin to lead is decided by how much time can be allowed for the joint to solidify before

⁽¹⁾ Manfield, H. G., "Etched Foil Printed Circuits", *Wireless World*, September, 1955.

it is moved. With a eutectic alloy there is a sudden transition from the liquid to the solid state but, in order to rely on this feature, it is essential carefully to control the purity of the bath and this is very difficult to do economically.

It has been found impossible to draw the board across the solder bath by hand, and a simple mechanism has been made to swing it over the surface of the molten solder. The mechanism is driven by an electric motor, and thus a smooth and steady passage across the bath is ensured, allowing about half the depth of the board to pass through the solder. The method is shown diagrammatically in Fig. 1(a).

When done as described, the entire surface of the wiring pattern is covered with a thin layer of solder without the build-up of "stalactites." If these are formed, it is because the surface of the copper is not at soldering temperature: it must be remembered that solder solidifies at 183°C and if the temperature falls to this while the circuit is being withdrawn from the bath, the coating will be drawn up in the form of "stalactites."

Second Stage: Soldering Process.—If the holes have not already been punched or drilled they can be made now. The type and size of hole will, of course, vary with the terminations of the component to be inserted; owing to the lack of standardization of terminations, it is not generally possible to have the hole of such a size that the component is fitted tightly to the board by virtue of being pushed through a hole.

A type of construction that is finding favour involves inserting the component wires and turning them over on to the wiring. There is thus a greater area of contact and the component is securely held before dip soldering. This method of assembly is also carried out by a type of automatic component insertion machine that is being developed both in America and the United Kingdom. In this construction it is not essential to punch or drill through the wiring pattern; this can be done just before the end of a printed wire, thus avoiding any tendency to strip the copper foil; it also avoids any difficulty that may be caused by the somewhat uneven surface of the tinned circuit. Typical joints and terminations of this novel type are shown in Fig. 2.

With the components inserted and the wiring bent over, it is necessary to degrease both the wiring pattern and the terminations. This is done by dipping the board, circuit pattern downwards, into a degreasing solvent—trichlorethylene has been found very satisfactory for this purpose. Care must be taken with this operation or the paint on the components will be removed, thus making them difficult to identify.

The circuit pattern and the component leads are sprayed or brushed with the same flux as before. After thorough drying, the whole assembly is lowered into the solder bath slowly. It is first preheated as before, but this is not quite so important at this point because the entire area will enter the bath and stay there long enough to reach soldering temperature. The mechanism which was used to tin the surface also controls the movement of the board into and out of the bath, the time in the bath being between three and five seconds. Fig. 1(b) shows the method diagrammatically.

On removal, the entire circuit is seen to be connected up; each joint is not only perfect electrically

but also looks perfect physically. The wiring pattern builds up into a hemispherical surface and the connections to the components are covered with a layer of solder, smooth and without spikes.

Although the liquid flux has good properties electrically, it is best removed so that the surface of the circuit can be protected with a suitable varnish. A

printed circuit pattern is particularly vulnerable to contamination and deterioration as it is all on the surface where moisture and dust can soon adversely affect the insulating properties. Surplus flux is removed in the same way as the pattern was degreased—by dipping into a shallow tray of trichloroethylene. Fig. 3 shows the complete process.

Results.—Circuits have been printed by the double-layer method and treated exactly as described; in all cases the results have been perfect. It might be thought that such a simple system which uses no special apparatus and in particular no vibration by ultrasonic or other means cannot work when other more complicated systems have failed. Vibration breaks up the solder surface and causes dross to form.

In order to test the method, a series of circuit patterns were printed, each about 4 × 3 inches. After they had been treated satisfactorily it was decided to extend the method to as large a board as would probably be used in Service applications. This entailed printing the same circuit four times on a piece of copper-clad laminate, 9 × 7 inches. Anything larger than this would probably be a bad risk because of vibration, but it is doubtful if the number of joints would be exceeded for any but the most complex assembly. There were 330 joints on each board and five such boards were made under identical conditions.

To economise in components, pieces of 0.036-in wire were threaded into 0.040-in holes and bent over with a pair of pliers. One thousand six hundred joints of this type were made without the failure of one. To forestall the criticism that what could be done with clean tinned wire could not be expected with standard components, several circuits were assembled from standard components drawn from stock. In no case were the leads scraped or cleaned in any way other than as described, although it must be admitted that certain resistors were omitted from the test because they are quite impossible to solder by normal means and it is obviously unfair to include this type in the test. In all cases the final results were perfectly soldered joints on a background of nicely shaped wiring patterns.

Future Development.—Soldering of the entire wiring system is not necessarily required. The thickening of the wiring increases its current-carrying capacity, but this is rarely necessary, and the increased weight and cost of the unnecessary solder are undesirable. This means that some method of making the joints without affecting the wiring is required.

Various methods of doing this have been proposed

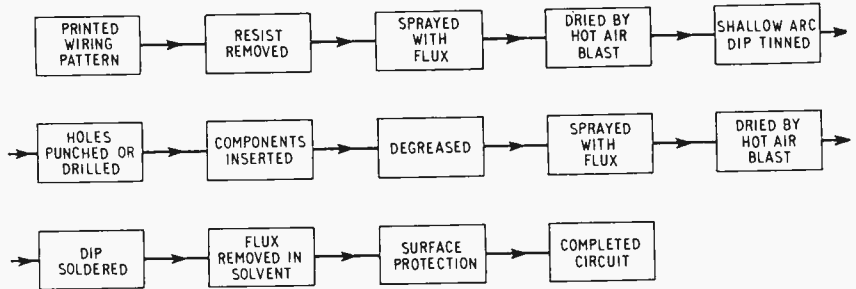


Fig. 3. Diagram showing sequence of processes in dip soldering.

but so far a satisfactory solution has not been found by the writer.

What is required is a solder "resist" made either of a plastic coating or a material such as paper that can be attached to the base in the form of a mask through which only the joints appear for soldering. If a plastic coating is used, it is preferable to be able to spray it on to the base via a mask, leaving only the joints exposed for soldering. One of the problems in finding such a material is that most resins that might be suitable are cured by heating; if this were done in such a way that the exposed copper was attacked or corroded, there would be considerable difficulty in making satisfactory joints during the soldering process.

Conclusions.—It is considered that the simple process outlined is perfectly satisfactory for the dip soldering of sub-assemblies for electronic apparatus for use both by the Services and by the radio and television industry. Its satisfactory use would stimulate the development of a selective soldering system, but for the time being this is not essential.

Components for dip soldering must be capable of being soldered with an iron in the usual way; if they are not, then it is useless to attempt to dip solder them. Terminations that are badly oxidized or have been electro-tinned for a considerable period are unsuitable. Solder-coated, silver-clad or plated wires will usually make very good joints. If they are covered with wax this merely dissolves in the bath; this makes an unpleasant odour and smoke but is otherwise harmless.

Standard components are not damaged when dip soldered as described, although paint finishes and plastic sleeves may be slightly discoloured. The sleeves are rarely necessary as the components are mounted on to an insulating base and further insulation is not required, except when a metal-based component crosses over a printed line. (This applies only to double-sided printed layouts.)

(All diagrams are Crown Copyright.)

New "Wireless Servicing Manual"

A NEW (ninth) edition of "Wireless Servicing Manual," by W. T. Cocking, has just been issued by our Publishers on behalf of *Wireless World*. The book, which has been completely revised and appears in a new format, now deals with sound receivers for f.m./v.h.f. as well as a.m. for long, medium and short waves. Television is not covered.

Emphasis throughout is on principles and methods of testing; similarly, the explanatory diagrams illustrate principles rather than specific receivers. There are 268 pages and 128 illustrations; price is 17s 6d (postage 1s).

Television Pattern Eliminator

Removing Band I Interference on Band III

WHEN a converter is used for Band III reception, the television receiver proper is normally tuned to the local Band I channel. As a result, there is a risk of the Band I signal being picked up by the signal-frequency circuits of the receiver and so causing interference on Band III. Trouble of this kind is especially likely when the set is of the straight type.

A balancing unit for the reduction of this kind of interference has been produced by Spencer-West. It is available in two forms, known as types 54 and 54A, which differ in the kind of plug and socket connectors provided. The purpose of the unit is to introduce into the receiver a Band I signal which is equal in amplitude and opposite in phase to that directly picked up and which, therefore, cancels it out.

The internal circuit diagram of the Patterning Removal unit is shown in Fig. 1 enclosed in the dotted box. There are two coaxial sockets on the unit and two coaxial-cable leads. For Band I reception, the Band I aerial is connected through the usual internal switching of the converter to the Band I receiver and the unit is effectively short-circuited.

For Band III, the Band I aerial socket on the converter is usually short-circuited within the converter. The cable between the converter and the balancing unit is roughly $\lambda/4$ in length, so that the short-circuit at the converter end does not short-circuit the Band I aerial. A $\lambda/4$ length of cable short-circuited at one end has infinite impedance at the other. On Band III, therefore, the connection to the Band I socket on the converter can be ignored. The Band III signal is then applied to the converter in the usual way and, after conversion to Band I, is fed to the Band I receiver via the output connections of the balancing unit. A Band I signal is also

fed into the receiver through the balancing unit and is derived from the Band I aerial.

When both potentiometers are at their centres, equal signals in opposite phase are fed to the transformer T from their ends and the net output of the balancing unit is zero Band I signal. Moving a slider away from the centre in one direction provides an output in one phase; moving it the other way provides an output in opposite phase.

Because of R and C in the leads to the sliders of P_2 and P_1 , respectively, the signals from the two potentiometers have nearly 90° phase difference between them and, by adjusting the two, a combined output of any desired phase and amplitude is obtainable.

As there is considerable attenuation of the Band I signal in the unit, the makers state that it may be necessary to use a good Band I aerial in order to get sufficient output to balance out stray pick-up. The adjustment procedure is to tune in the Band III signal and then to adjust P_1 and P_2 in turn for minimum patterning on the screen.

Some tests were carried out with the unit under very severe conditions and it was found that a precise balance could be secured only at one frequency. This is, of course, to be expected on theoretical grounds and it means in practice that the unit will precisely balance out interference on vision or on sound but not on both together.

The conditions of the test were so severe that the Band III signal could barely be detected through the Band I. It was too much to expect that the unit would remedy this but it did, in fact, enormously reduce the Band I signal. The balancing adjustments proved to be very smooth and definite and the unit behaved exactly in the manner described by its makers, and it was, in fact, necessary

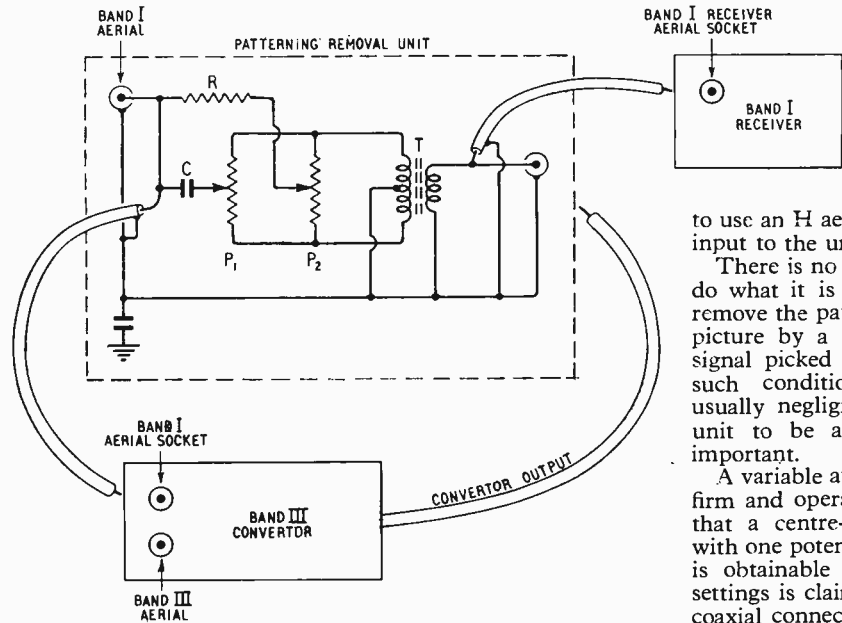


Fig. 1. Pattern removal unit (in dotted box) shown connected to aerials, converter and receiver.

to use an H aerial to obtain sufficient Band I input to the unit for a balance.

There is no doubt at all that the unit will do what it is intended to do, which is to remove the pattern produced on a Band III picture by a considerably weaker Band I signal picked up by the receiver. Under such conditions, sound interference is usually negligible and the inability of the unit to be as effective on both is unimportant.

A variable attenuator is made by the same firm and operates on a similar principle in that a centre-tapped transformer is used with one potentiometer. A range of 6-36 dB is obtainable and proper matching at all settings is claimed. The unit is fitted with coaxial connectors.

WORLD OF WIRELESS

Organizational, Personal and Industrial Notes and News

Britain at Damascus Fair

SEVEN British radio manufacturers (Bush, Cossor, Ekco, Ferguson, G.E.C., Kolster-Brandes and Regentone) are staging a composite exhibit under the auspices of B.R.E.M.A. at the Damascus International Fair, opening on September 1st. This is the industry's second collective export promotion effort in the Middle East; there was a composite exhibit at the Baghdad Fair in 1954. Sound and vision programmes will be heard and seen at the show. Pictures will come from a television transmitter and studio installed by Pye, who will also have their own separate exhibit. The system used will operate on the 625-line C.C.I.R. standards.

Exports of broadcast receivers to the Middle East countries rose in 1955 by 24 per cent to a value of about £613,000 from £513,000 in 1954. Total exports of all kinds of radio equipment rose during the same period by 13 per cent (from nearly £1,294,000 to over £1,460,000).

Electronics at Earls Court

THE principal feature of the electronics section of the National Radio Exhibition, to open in London

on August 22nd, will be the timing equipment used in the record-breaking run of the Fairey Delta II. This exhibit, shown by courtesy of the Royal Aircraft Establishment, Farnborough, will include reproductions of photographic records made during the run.

Many facts and figures on the Exhibition and the radio industry are given in a brochure, written in English, French and Spanish, which is being distributed to prospective overseas visitors, the number of which increases year by year.


Television on Tape

RECORDING of video signals on magnetic tape—the subject of much discussion, experiment and exaggerated claims—seems now to have become a really practical proposition with the successful demonstration of a new machine in the U.S.A. and the placing of orders for it by several of the big American television broadcasting concerns.


Designed by the Ampex Corporation, of Redwood City, California, it avoids the old problem of having to run the tape at high speed by recording the signals transversely as well as longitudinally on a wide tape (actually 2-inch). This is done with a special head assembly which is said to rotate at high speed across the tape. As a result it has been possible to run the tape at only 15 inches per second, and a 14-inch reel is enough to record a 65-minute television programme. The effective tape speed given by this technique, however, is sufficient to record video frequencies up to 4 Mc/s. The accompanying sound is recorded in a conventional manner along one edge of the tape.

The quality of the pictures reproduced from the video tape records has been reported to be far superior to that given by photographic recordings, and equal to or better than ordinary films shown on television. An economic advantage over photographic film is that the recorded picture can be erased when it is no longer required and the tape used again. The cost of a production model of the recorder is given as 45,000 dollars.

New television tuning signal. Resolution of the centre lines indicates about 2.5 Mc/s bandwidth.



PERISCOPIC TV:—The use of television for the inspection of the interior of a furnace was recently demonstrated at Barking power station. The photograph shows the Marconi Videcon camera mounted at the viewing end of a long periscope which is here shown in the 'withdrawn' position. The reproducing equipment can be installed in any convenient part of the station.



PERSONALITIES

H. G. Sturgeon, who, as mentioned in these pages last month, was appointed an O.B.E. in the Queen's Birthday Honours, has been with Ultra Electric, Limited, since 1944. In 1946 he was appointed chief engineer and also became a director of the company. He has been responsible for the development of a considerable quantity of electronic equipment for the aviation industry.



H. G. STURGEON



M. L. JOFEH

M. Lionel Jofeh, A.M.I.E.E., deputy chief engineer of Sperry Gyroscope Company, of Brentford, was also appointed an O.B.E. He joined the company as an equipment engineer in 1947 and subsequently became head of a research group on a special project at the company's Gloucester factory. He returned to Brentford in 1954 and took up his present position. For eleven years prior to joining Sperry, Mr. Jofeh, who is 43, was at Cossor's research laboratories where he worked on radar and guided missiles.

Colonel Sir Stanley Angwin, K.B.E., is relinquishing, on September 30th, the post of chairman of the Commonwealth Telecommunications Board which he has held since 1951. Sir Stanley, who is 72, was for eight years engineer-in-chief of the Post Office until he became chairman of the board of Cable and Wireless in 1947, a position he held until his appointment to the C.T.B. In 1953 he was awarded the Faraday Medal of the I.E.E. "for his outstanding contributions to the development of telecommunications in Great Britain and in the international and intercontinental fields."

E. G. Richardson, B.A., D.Sc., Ph.D., reader in physics at Durham University, has been appointed to a personal professorship of acoustics in the Newcastle division of the university. Dr. Richardson, who is well known in the fields of pure and applied acoustics, is British representative on the editorial board of *Acustica*, the international journal of acoustics.

J. C. Atkinson recently left RCA Photophone, Limited (now RCA Great Britain), of which he had been a director since 1925, and has joined the board of Thermionic Products, Limited, of Hythe, Southampton, and its associated companies.

Patent applications for a simplified tuning system, applicable to both sound and television receivers, have been filed by **John D. Burke**, a contributor to *Wireless World*. He claims that a single unit can tune all broadcast bands from the long wave to Band III, thus reducing the cost of combined A.M.-F.M.-T.V. receivers. In "Fugitive from Pandemonium," in the February 1953 issue, Mr. Burke, who had recently settled in this country, gave an American television technician's reactions to an abrupt change. Ironically enough, having fled from commercial television in the States, he is now on the engineering maintenance staff at the independent television studios, Wembley.

J. C. Evans has joined the Dulci Company as technical sales manager. He received his early training at the Dollis Hill Research Laboratories of the Post Office and was more recently service manager and chief electronics engineer of Continental Radio and Electronics, Limited.

When **F. N. Calver**, M.B.E., retired at the end of April from the position of engineer-in-charge at the B.B.C.'s Daventry transmitting station, **H. A. Masters**, who had been assistant e.-in.-c. since 1949, succeeded him. Mr. Masters, who is 55, joined the B.B.C. in 1930 after service with the Marconi Company and the G.P.O.

OBITUARY

Dr. Heinrich Barkhausen, emeritus professor of the Technischen Hochschule in Dresden, who gave us the "phon" as the unit for the intensity of sound, died recently at the age of 74. He was well known for his research work on valves which resulted in the publication of his book "Elektronenröhren," and his name has been given to a number of his contributions to radio:—the Barkhausen equation, Barkhausen clicks and Barkhausen-Kurtz oscillator. In recent years, Professor Barkhausen has been head of the editorial board of our German contemporary *Zeitschrift für Hochfrequenztechnik und Elektroakustik*.

J. E. Davies, manager of the technical information and publicity division of the Marconi International Marine Communication Company since 1951, died on June 1st at the age of 63. He joined the company's sea-going staff in 1912 and in 1927 became inspector at the East Ham depot. Two years later he joined the head office technical staff. Mr. Davies had been editor of the *Marconi Mariner*—the company's house journal—since its introduction in 1948.

IN BRIEF

1957 Exhibitions.—The dates of the following radio and allied exhibitions to be held next year have recently been announced by the organizers: Physical Society Exhibition, March 25th to 28th, Royal Horticultural Society's halls, Westminster, S.W.1; Electrical Engineers' Exhibition (A.S.E.E.), April 9th to 13th, Earls Court, London, S.W.5; Components Show (R.E.C.M.F.), April 9th to 11th, Grosvenor House, Park Lane, London, W.1.

Cambridge University has leased a site from the Air Ministry at the R.A.F. station at Lord's Bridge, near Cambridge, for the **Mullard radio-astronomy observatory**. The cost of the erection of the observatory and about half the total cost of the whole project will, it is stated, be met by the recently promised £100,000 gift from Mullard, Limited.

A site has been acquired by the B.B.C. for the second **Northern Ireland television transmitter**. It is some 570 feet above sea level on Sheriffs Mountain, near Londonderry. The new station, which eventually will also accommodate a v.h.f. sound transmitter, is planned to be brought into service towards the end of next year.

The radio-telephone **breakdown service** of the Automobile Association is now operated from nineteen centres and covers an area of some 34,000 square miles. The latest transmitter is at Leicester and additional centres are to be set up in Dublin, Belfast and St. Helier (Jersey), later this year.

Television at the Opera.—Earlier this year Pye installed a miniature television camera in the Vienna State Opera House to enable the chorus master (in the wings) and the organist (in the organ chamber) to follow the conductor of the orchestra more readily. Now at the Glynedebourne Opera House a television camera has been similarly installed by Pye beside the prompter's box for the benefit of the chorus master.

F.M. and Quality.—Commenting on the growing American interest in the quality of the music programmes broadcast by f.m., our New York contemporary, *Audio*, draws attention to an additional attraction for the “hi-fi” audience offered by station WBA-FM. At each hour the station radiates one or more test frequencies ranging from 30 to 15,000 c/s—a worthwhile innovation.

One of the fifty or more articles in the *Financial Times*' annual **Review of British Industry** covers the broadcast receiver manufacturing side of the radio industry and another—by J. F. Lockwood, of E.M.I.—the electronics industry. In dealing with the effects of the credit squeeze the writer of the first article, John Hay, states: “Firms willing to put out a 12-inch or 14-inch set with the minimum of frills and tuneable only over a limited number of channels at a price well below that for the most-favoured 17-inch set with many refinements can expect to secure a bigger share of the market.”

Semi-conductors.—Over sixty members of industrial and Government organizations attended a conference on semi-conductor devices at the Borough Polytechnic, London, S.E.1, early in June. This was in the nature of a follow-up to the very successful series of courses of lectures on semi-conductors held at the Polytechnic in the past three years, at which over 700 students attended. A new series of elementary lectures will begin in October and a more advanced course next January.

Members of the **Television Society** elected to fill the vacancies on the council for 1956-1957 are: J. J. Billin (E.M.I.), D. C. Birkinshaw (B.B.C.), S. J. Preston (E.M.I.), E. G. Rowe (S.T.C.) and F. H. Townsend (Cathodeon). Mr. Birkinshaw has again accepted the office of chairman.

I.E.E. Students.—The new chairman and vice-chairman of the committee of the I.E.E. London Graduate and Student section are respectively K. W. E. Gravett (Post Office Research Station) and E. L. Jones (Edison Swan).

The Fellowship of the **Television Society** has been conferred on Professor J. D. McGee, professor of instrument technology at Imperial College (formerly of E.M.I. Limited), C. L. Hirshman, chief radio engineer at the Brimsdown works of Ediswan, and Axel Jensen, head of television research at the Bell Laboratories in America.

Brit.I.R.E. Convention.—Plans are being made by the Brit.I.R.E. to hold a convention—probably devoted to electronics in automation—at King's College, Cambridge, from June 28th to July 2nd next year.

A New Approach.—Writing in the *Financial Times* on the decline in popularity of sound broadcasting, G. Clement Cave, general manager of Radio Luxembourg, states—“For our part we intend completely to revitalize our thinking and our planning. . . . We are approaching the task as though radio is a completely new medium that is about to be launched for the first time on a nation where television has been well established for years.”

A.P.A.E.—At the annual general meeting of the Association of Public Address Engineers, V. G. P. Weake, of Pamphonic Reproducers, was elected president in succession to A. H. Whiteley, of Whiteley Electrical Radio.

Eire S.W. Station.—It has been decided by the Eire government to dismantle the short-wave broadcasting station at Athlone, which was set up in 1947 but has not been used for the past few years.

Correction.—The photograph on p. 273 of our June issue was incorrectly described as showing the Cossor “Hydraudyne” oscilloscope. It illustrates, in fact, the Mullard transistor oscilloscope, of which a block diagram was given on p. 277.

AIR ELECTRONICS OFFICER. This badge will be worn by the new R.A.F. category of air electronics officer operating radio and electronic gear, not controlled by the pilot or navigator.



An autumn convention covering all aspects of **air traffic control** is being organized by the Guild of Air Traffic Control Officers for October 4th and 5th at Southend-on-Sea, Essex. It is planned to include an exhibition of manufacturers' equipment and talks and discussions on the design and operation of A.T.C. gear.

From July 2nd the head office of the **Air Registration Board** will be Chancery House, Chancery Lane, London, W.C.2. (Tel.: Chancery 2811.)

A summary of the **applied research** in electrical engineering in progress in university colleges and technical colleges in London and the Home Counties has been prepared by the Regional Advisory Council. Copies of the list, covering 14 colleges, are obtainable from the Council at Tavistock House South, Tavistock Square, London, W.C.1.

A.R.B.M.—The Association of Radio Battery Manufacturers has moved from 41 Gordon Square to 77 Bedford Avenue, London, W.C.1. (Tel.: Museum 0476.)

FILMS AND PUBLICATIONS

Among the new films available on hire from the Central Film Library of the Central Office of Information is “**The first automatic factory.**” It deals with the ECME production line (originated by J. A. Sargrove) which was described in *Wireless World* in April 1947. The 20-minute sound film can be hired for £1 from the Central Film Library, Government Building, Bromyard Avenue, London, W.3. A short sound film, produced by the Automatic Telephone and Electric Company, describing the working of the transatlantic radio-telephone link, is also included in the list of recent film releases. It can be hired for 5s.

Mullard Films.—In addition to arranging film meetings for the radio trade Mullard also cater for the needs of amateur radio societies. Club secretaries can secure details of films and lecture material from the Films and Lectures Organization, Mullard, Ltd., Century House, London, W.C.2.

S.I.M.A. Directory.—The 1956 edition of the directory and handbook of the Scientific Instrument Manufacturers' Association includes a glossary of the complete range of the scientific instruments manufactured by the 130 members of the Association of which a large number manufacture electronic gear. Over 200 pages are devoted to members' announcements giving further details of their products. The handbook is obtainable from S.I.M.A., 20 Queen Anne Street, London, W.1, price £1 2s 6d (post-free).

On June 6th, the Institution of Post Office Electrical Engineers celebrated the 50th anniversary of its foundation. The October issue of the *P.O.E.E. Journal* will be a **jubilee number** which will be devoted to articles reviewing the development of the Post Office telecommunications services during the past half-century.

A set of three wall charts, measuring 19in by 24in, showing diagrammatically in colour the basic principles of radio have been produced by Educational Productions Limited. Published in collaboration with E.M.I. Institutes, the set of three charts (1, amplification; 2, the resonant circuit; 3, the superhet) are obtainable from Educational Productions Limited, 17 Denbigh Street, London, S.W.1, price 3s.

FROM ABROAD

Canadian I.R.E. Convention.—The first convention and exhibition to be staged by the Canadian section of the American Institute of Radio Engineers is to be held in the Automotive Building, Exhibition Park, Toronto, from October 1st to 3rd.


Propagation Problems.—An international meeting on the propagation of radio waves is to be held in Paris from September 17th to 22nd. The four main sessions will cover the propagation of metric, decimetric and centimetric waves beyond the horizon; influence of the ground on radiation and propagation; ionospheric propagation; and miscellaneous matters including "whistling atmospherics." Particulars are obtainable from the Société des Radioélectriciens, 10 avenue Pierre-Larousse, Malakoff (Seine), France.

As a result of the international congress on **analogue computing** held in Brussels last autumn, the Association Internationale pour le Calcul Analogique has been formed for the exchange of scientific information on analogue computers and the organization of international meetings. Particulars of the Association are obtainable from R. Peretz, 50 avenue F. D. Roosevelt, Brussels, Belgium, from whom copies in English or French of the proceedings of last year's meeting are also obtainable.

"**Radio Philatelia**" is the title of a 48-page book published in the U.S.A. in which the author, Herbert Rosen, traces the history of telecommunications as depicted on postage stamps. The stamps, which are illustrated and briefly described, are grouped under such headings as inventors, telegraphy, telephony and various aspects of radio. The publishers are Audio-Master Corp., 17 East 45th Street, New York 17, N.Y., and the price 2 dollars.

BUSINESS NOTES

Radio and Allied Industries, Limited, manufacturers of Sobell receivers, are seeking to acquire **McMichael Radio, Ltd.** It would remain a separate commercial organization with its own limited dealership arrangements for the sale of McMichael receivers, etc. The board would be reconstituted and of the existing directors H. F. Buckmaster and C. G. Allen would be on the new board.



FIFTY YEARS of capacitor manufacture were recently celebrated by the **Telegraph Condenser Company** which, except for its recent entry into the field of printed circuitry, has throughout specialized in the production of capacitors. In this photograph, taken at a gathering of 2,000 employees and friends, **P. V. Hunter** (chairman) is presenting **P. A. Sporing** (director and general manager) with a silver salver. On the right is **W. F. Taylor** (director and general sales manager).

Although **Pye Telecommunications** "continue to recommend a.m. for all new [marine radio-telephone] installations" they are to produce a frequency-modulated version of the Ranger marine radio-telephone equipment mainly for export.

Orders for 112 radar reflectors for ships' lifeboats have been received by **Marconi Marine** from four shipping companies. The reflectors, which are collapsible for easy stowage, are of the corner octahedral design to ensure a good radar echo from any bearing.

Simon Equipment, Limited, have received an order from the Ministry of Supply to install multi-channel long-duration tape recording equipment at the **Thurleigh Airfield, Bedford**. The equipment is similar to that installed in the control tower at the **Royal Aircraft Establishment, Farnborough**, last year. Simon have also recently supplied multi-channel recording equipment to **India and Malaya**.

Pye Marine, Limited, have recently brought into operation a new wing of 13,500 square feet at their factory at **Lowestoft, Suffolk**. The company are producing the sound reproduction and loud-hailing equipment for all the twenty trawlers being built for the Russians at the **Brooke Marine's yard, Lowestoft**.

The Manchester depot of **Aerialite, Limited**, and its associates, **Nettle Accessories, Limited**, has been moved to larger premises at 355, Deansgate, **Knott Mill, Manchester, 3**. (Tel.: Blackfriars 2604.)

The technical sales office of **Hallam, Sleigh and Cheston, Limited**, manufacturers of **Widney Dorlec** cabinets, has been moved from **London, S.W.6**, to **Oldfield Road, Maidenhead, Berks**. (Tel.: Maidenhead 4311.)

Cleminson's Agencies, Limited, of 36 Clifton Gardens, **London, N.W.11**, advise us that they have been appointed representatives to the wholesale trade for the new **Band I/III** convertor made by **Teleconversions, Ltd.** This turret tuner is available for use with receivers with series or parallel heaters and for three different sets of intermediate frequencies.

Communication Systems Limited, a subsidiary of the **Automatic Telephone and Electric Company**, of **Liverpool**, are supplying the base station and transmitter-receivers for eleven ambulances of the **Wallasey Corporation**.

The **Marconi** radar installation in the **Pacific Steam Navigation Company's** new 20,225-ton passenger liner, **Reina del Mar**, includes a 15-inch display unit. The company has also fitted the radio-communication gear. The sound recording and reproducing equipment in the liner, including a 175-W amplifier, tape recorders and 170 loudspeakers, is supplied by **G.E.C.**

EXPORTS

Marconi transmitting and receiving equipment and d.f. gear was installed in the **Vickers Viscount** aircraft which the **Pakistan** government purchased for the use of the President.

During the recent State visit to **Sweden**, a display of British goods was staged in **Stockholm** by the **Council of Industrial Design**. Three radio receivers were shown: **Pilot** portable (BM90), **Ferranti** table receiver (255) and **Roberts' portable** (R55).

India.—A contract for the supply and installation of harbour radar (Type 32) at the newly-developed port of **Kandla** in the **Gulf of Kutch** has been placed with **Decca**. They are also supplying radar installations for the **Saugor and Khander Island lighthouses** at the approaches to **Calcutta and Bombay**.

The **Shell Company** of **Pakistan** have ordered a chain of four **Decca Navigator** stations to be set up in **Eastern Pakistan**. The chain will provide coverage in the **Bay of Bengal** and the adjoining land areas.

Crystal-Controlled F.M. Receiver

Three-Programme Switch Station Selection

BY D. N. CORFIELD*

SINCE in any one area there are normally only three f.m. programmes radiated on a group of frequencies spaced 2.2 Mc/s apart a tunable receiver is unnecessary and all that is required is a three-station receiver. Such a receiver could have a three-station switch or a remotely operated push button with an electro-mechanical switch to select the station. One of the principal bugbears of push-button-tuned receivers has always been the troubles arising from the frequency drift of the local oscillator. Avoidance of this drift on the medium waveband is not easy and in Band II it is much more difficult because of the higher frequency and because the effect of the drift is so detrimental to the quality of the audio output. In a normal Band II receiver some drift is permitted while the set is warming up, but after about 10 minutes the temperature-compensation circuits should be operative and little further drift should take place; however, if there is any this can be readily corrected by slight retuning.

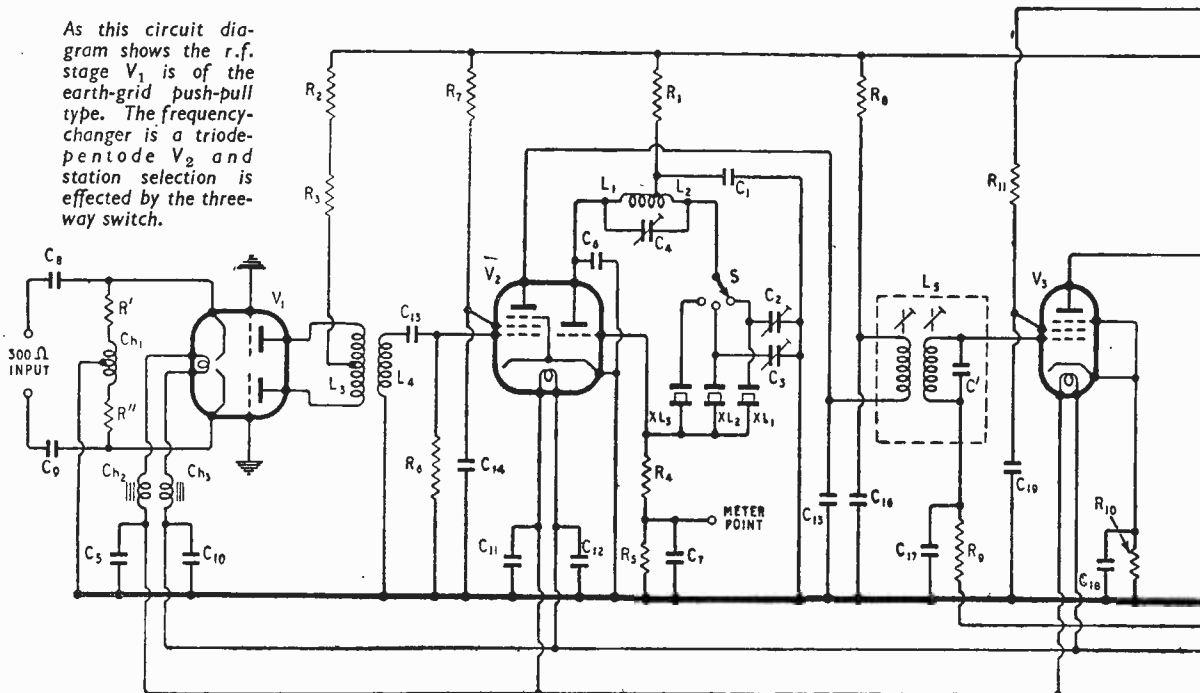
In a push-button receiver no appreciable drift is allowable at any time, and it is believed that such an exacting requirement cannot be met with a switched oscillator at 80 Mc/s bearing in mind that the switch will introduce both variable inductance and resistance and there will be in addition both extremes of


temperature and variation of mains voltage. The obvious solution to the problem is to employ a switched crystal-controlled local oscillator; this system is commonly employed in commercial multi-channel ground and airborne equipment with every success. It has been common practice to employ a relatively low frequency crystal and a chain of harmonic multipliers to generate the local-oscillator frequency, this system is costly, complicated and would not commend itself to the average listener, particularly as the process of harmonic generation could produce spurious responses in the receiver on some channels and could cause interference on the short wave and television bands.

Harmonic oscillators are known to lead to a poor signal/noise ratio at the mixer stage unless special care is taken to filter the output from the multiplier chain. The most modern practice, however, is to use overtone crystals which generate the local-oscillator frequency directly and as these are now available for frequencies up to about 100 Mc/s they appeared to be an obvious choice. To cover the f.m. band crystals around either 80 Mc/s or 100 Mc/s are necessary and as the lower frequencies are both cheaper and more readily available it was decided to operate the mixer with the oscillator "low," hence for Wrotham, as an example, the crystals are 78.4,

* Standard Telephones & Cables Ltd.

As this circuit diagram shows the r.f. stage V_1 is of the earth-grid push-pull type. The frequency-changer is a triode-pentode V_2 and station selection is effected by the three-way switch.





Top view of the receiver chassis, including power supply.

80.6, and 82.8 Mc/s respectively, assuming the use of the standard 10.7 Mc/s i.f. The writer has never delved in the past to find out why this frequency was originally chosen. It is, however, in a convenient part of the spectrum for obtaining the necessary bandwidth of i.f. transformers and discriminator and having been standardized in the U.S.A. and the Continent it is an obvious choice for the U.K., particularly as 10.7 Mc/s components are readily available.

The Receiver: Two versions of a basic crystal-controlled receiver have been built. The one described here employs a manually-operated three-programme switch to select one of the three crystals and is complete with a normal pentode output stage supplying the loudspeaker directly. The illustrations show the form of layout that can be employed.

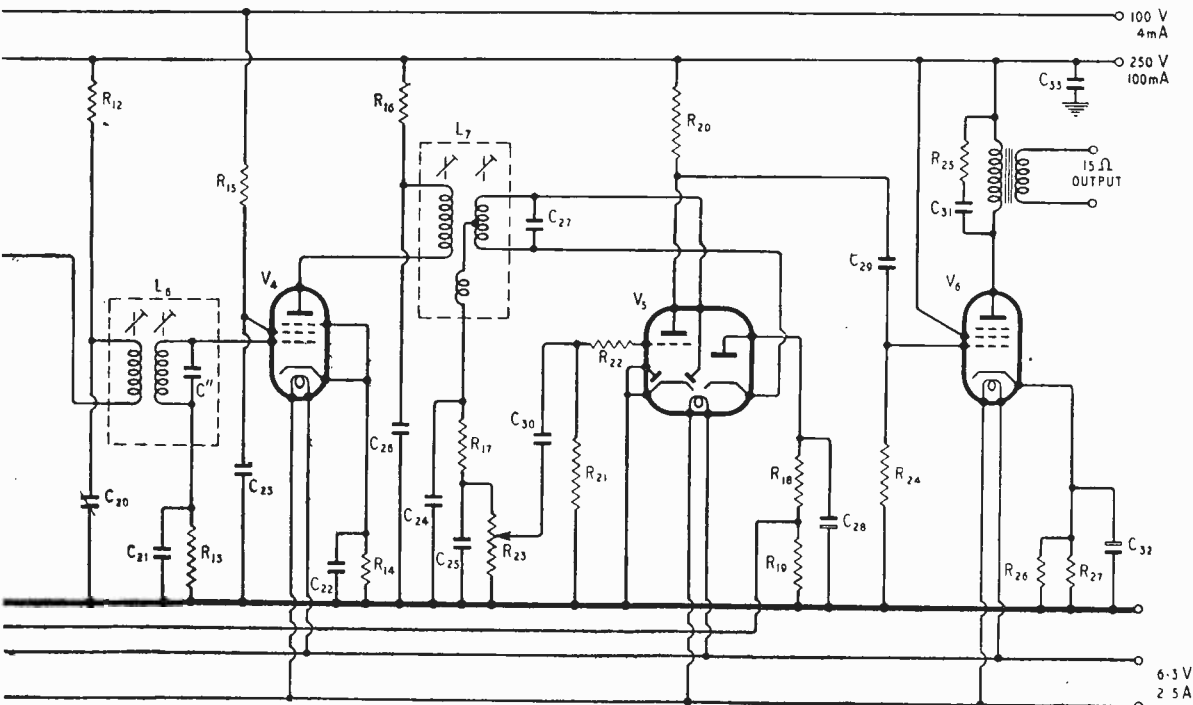
It was thought desirable to design the basic receiver with a reasonably high sensitivity so that it could be used in fringe areas; with this in mind, and to reduce the possibility of interference radiated from the oscillator, an r.f. stage is embodied. The use of 300-ohm balanced feeder is fairly common practice on the higher v.h.f. bands on account of its low cost and low losses. The r.f. stage has accordingly been designed for a balanced 300-ohm input. The mixer is of a type more commonly employed for

Band III television and is a triode-pentode valve, the pentode performing the function of a mixer and the triode of an overtone crystal oscillator. Two i.f. stages are used in order to ensure good sensitivity, the first stage has automatic gain control to prevent the discriminator diodes being run above their rated current if the signals received are exceptionally strong. The discriminator is of the ratio type and uses an un-

balanced arrangement of the circuit as it is known that this type, as opposed to the balanced type, can introduce two or three times less hum. A treble-diode-triode valve is used, the triode operating as a first-stage resistance-coupled a.f. amplifier.

Circuit Description: The r.f. stage V_1 is a double-triode used as a push-pull earthed-grid amplifier; no tuned circuit is used for the input. The two capacitors C_8, C_9 isolate the feeder from the cathodes.

Two alternative cathode circuits are permissible. The neatest is to omit R' and R'' and to wind Ch_1 with resistance wire so that it has a resistance of 200 ohms on each side of the tap. No. 48 gauge nickel-chrome alloy wire can be used and a length of about 20 in. for each side is needed. A resistor can, of course, be used for the former in the usual way. Wire of this sort is not too easy to handle, nor can it readily be obtained in very small quantities. As an alternative, therefore, the choke can be wound with No. 38 gauge copper wire and the resistance obtained by inserting R' and R'' of 200- Ω each. They should preferably be of the $\frac{1}{8}$ -W type, but $\frac{1}{4}$ -W will do. A 6BQ7A will give rather more gain and lower noise than an ECC85 but is less readily available. The centre tap of the push-pull anode coil L_3 is not earthed but floating because of R_3



which is connected directly to the centre tap; R_0 is an additional series resistor to drop the anode voltage to about 150. The grids of V_1 are earthed to the chassis on the valve socket and the heaters are supplied via two dust-cored chokes, Ch_2 and Ch_3 , decoupled with lead-through capacitors C_5 and C_{10} .

The mixer grid coil L_4 is mounted inside L_3 and as a pair they have a sufficiently wide bandwidth to cover the three stations, they are adjusted by concentrating the turns in and out slightly to give maximum gain on the middle channel. The pentode section of valve V_2 is used as a mixer (leaky-grid fashion) with grid-leak (R_6) bias and no cathode bias; the capacitor C_{13} is the grid capacitor, the screened grid (g_2) being supplied at about 100 volts by R_7 decoupled by a lead-through capacitor C_{14} .

The triode of V_2 is used as the crystal oscillator in a "Squier" circuit. The grid leak is R_4 and provision is made for checking the grid current at the meter point across R_5 decoupled by C_7 . Anode voltage is supplied via a series resistor R_1 decoupled with a lead-through capacitor C_1 to a tap on the tuned circuit L_1 , L_2 and C_4 . XL_3 crystal is the highest-frequency crystal of the trio, and in this position of the switch C_4 is tuned for the maximum stable oscillation (see lining-up procedure). When the switch is on XL_2 or XL_1 additional trimmers, C_3 and C_2 , are brought into circuit progressively to tune L_1 , L_2 , C_4 to a lower frequency. Since on these positions C_2 or C_3 load one end of the tuned circuit, they tend artificially to move the position of the tap, which being off-centre provides some regeneration which is essential for the operation of overtone crystals. The capacitor C_6 is chosen to load the other end so that on the middle frequency (XL_2) the

correct loading is restored: it is, however, a little out one way or the other on XL_1 and XL_3 but this is of no consequence. There is sufficient coupling between the oscillator and mixer in the layout, and within the valve V_2 and its valveholder, to provide adequate peak heterodyne voltage. The value of this voltage can be ascertained by connecting a microammeter in series with the "earthy" end of R_6 , the current should be of the order of $10 \mu A$. The common heaters of V_2 are decoupled with lead-through capacitors C_{11} and C_{12} . The anode of the mixer is connected to the primary of the first i.f. transformer L_5 and the anode supply obtained via R_8 decoupled by C_{16} . C_{15} tunes the primary winding of L_5 but is connected directly to chassis at the valveholder in order to bypass any Band II signal present in the anode circuit.

The secondary windings of the first and second i.f. transformers are tuned by 5-pF capacitors mounted within the transformer cans but the second i.f. transformer primary winding differs from the first in that it has no tuning capacitor. The circuit arrangement of V_3 and V_4 are similar as regards supply voltages, the screen voltage being derived from a 100-volt supply as the use of a sliding screen (series resistor) would increase the grid base too much for a.g.c., a grid leak R_{13} and capacitor C_{21} by their limiting action prevent V_4 being driven into excessive grid current with very strong signals. R_9 and C_{17} decouple the a.g.c. line to V_3 .

The anode of V_4 is connected to the primary winding of the discriminator L_7 . The secondary winding is tuned by C_{27} , which must be of a type

(Continued on page 315)

COMPONENT VALUES AND CHIEF PARTS

Coils:

I.F. coil formers and cans, Aladdin PP5937
 Dust cores for L_5 and L_6 (2 each), Neosid 500 mat.
 Dust cores for L_7 (2), Neosid 900 mat.
 Dust cores for Ch_2 and Ch_3 , Neosid CH1. (Each fully wound with No. 24 enam. wire.)
 L_1 { 10 turns total No. 18 enam. wire tapped at 3 t. for L_2 , leaving 7 turns for L_1 . Inside diameter $\frac{1}{4}$ in.
 L_2 {
 L_3 18 turns No. 18 enam. wire. Inside diameter $\frac{1}{2}$ in.
 L_4 8 turns No. 18 enam. wire. Inside diameter $\frac{1}{16}$ in. Fitted outside L_3 .

Crystals:

See text. S.T.C. Type 4046

Valves:

V_1 6BQ7A or ECC85
 V_2 6U8 or ECF82
 V_3, V_4 6BJ6
 V_5 6T8 or EABC80
 V_6 EL84 or 6BQF

Capacitors:

Where particular kinds are specified their use is important.

Capacitors (continued)

C_1 820pF lead-through
 C_2 } 10pF air-dielectric trimmers
 C_3 }
 C_4 }
 C_5 820pF lead-through
 C_6 3pF ceramic
 C_7 1,000pF
 C_8 47pF N750K
 C_9 47pF N750K
 C_{10} } 820pF lead-through
 C_{11} }
 C_{12} }
 C_{13} 47pF N750K
 C_{14} 820pF lead-through
 C_{15} 20pF ceramic
 C_{16} } 0.01 μF
 C_{23} }
 C_{24} 300pF
 C_{25} 1,000pF
 C_{26} 0.01 μF
 C_{27} 40pF silver mica
 C_{28} 2 μF , 50V electrolytic
 C_{29} } 0.05 μF
 C_{30} }
 C_{31} 0.01 μF
 C_{32} 30 μF , 12 V electrolytic
 C_{33} 0.01 μF
 C' } 5 pF fitted inside cans of
 C'' } L_5 and L_6

Resistors:


All resistors $\frac{1}{2}$ -W rating and $\pm 20\%$ tolerance unless otherwise stated.
 R', R'' 200 Ω (see text)
 R_1 22k Ω
 R_2 4.7k Ω , 2W
 R_3 1k Ω
 R_4 3.9k Ω
 R_5 150 Ω
 R_6 270k Ω
 R_7 68k Ω
 R_8 1k Ω
 R_9 220k Ω
 R_{10} 68 Ω
 R_{11} 1k Ω
 R_{12} 1k Ω
 R_{13} 220k Ω
 R_{14} 68 Ω
 R_{15} 1k Ω
 R_{16} 1k Ω
 R_{17} 47k Ω
 R_{18} 18k Ω } To be matched
 R_{19} 18k Ω } within 2%
 R_{20} 470k Ω
 R_{21} 10M Ω
 R_{22} 47k Ω
 R_{23} 500k Ω log-law
 R_{24} 470k Ω
 R_{25} 1k Ω
 R_{26} 150 Ω
 R_{27} 1.2k Ω

having low capacitance drift (silver mica), and connected to the independent diode cathode (pin 3) of V_5 and the other diode anode (pin 1). The anode of the independent diode (pin 2) is connected to the discriminator d.c. load which is composed of two equal resistors R_{18} and R_{19} , these are shunted by C_{28} , which should have a low leakage up to 50 volts d.c. compared with the sum of R_{18} and R_{19} . The d.c. load is split into two equal resistors for the purpose of achieving a simple lining-up procedure, the tap also being employed for a.g.c. to V_3 .

The audio output is taken from the tertiary winding of L_7 , and is decoupled to i.f. by C_{24} , C_{25} and R_{17} . As the a.f. output voltage of the discriminator is quite small the triode of V_5 is operated with no cathode bias, which enables the cathode to be earthed, the bias being furnished by contact potential developed across R_{21} .

The output stage V_6 is conventional, the output transformer TR_1 being chosen to suit the type of loudspeaker; the ratio should be selected to give a load of 5,200 Ω on the valve. It will be noticed that two bias resistances in parallel are shown for V_6 . This is merely to enable the required and non-standard value of 135 Ω to be obtained with standard-value resistors. Any alternative output stage, which needs the same order of signal to drive it, may, of course, be used.

Alignment: As there is only one variable involved in these receivers, namely the i.f., they can be aligned on the actual station providing the i.f. is sufficiently near for a signal to be received. Otherwise, and in the absence of a calibrated oscillator or signal generator, a short-wave broadcast or communication receiver can be successfully employed for this purpose. If the short-wave

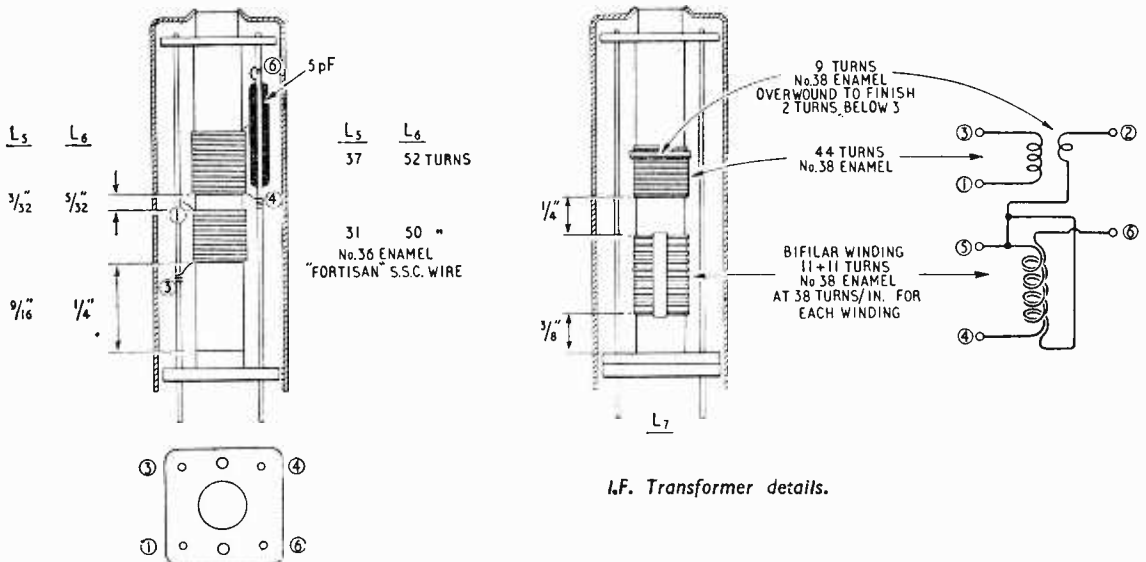


Under view of receiver.

receiver is tuned to a frequency lower than the scale marking by its intermediate frequency its mixer oscillator will usually provide sufficient signal at the aerial terminal for alignment purposes. For example, if the i.f. is 465 kc/s, the receiver should be tuned to 10.7 Mc/s-465 kc/s, i.e., 10.235 Mc/s; the nearest approximate marking may be 10.2 Mc/s or 29 metres.

A wire should be connected between the aerial terminal of the short-wave receiver and the mixer grid of the f.m. receiver V_2 , the crystals being temporarily removed. A voltmeter should be connected across the discriminator diode load R_{18}/R_{19} between the diode anode and the chassis. The meter should be of the high-resistance type, say, 1,000 ohms/volt and range about 5, 10 or 25 volts.

The dust cores of L_5 , L_6 and the primary of L_7 should be tuned for a maximum reading, the secondary of L_7 can be tuned anywhere to produce a reading. The i.f. amplifier is now approximately aligned. The crystal circuit is adjusted by turning the programme switch to the highest-frequency channel and connecting a milliammeter range 0-2 mA in series with the triode grid leak R_4 of V_2 or a voltmeter range 0-1 volt across R_5 . If the trimmer C_4 is increased in capacitance it will be found that the grid current increases slowly and at some point suddenly falls, indicating that the crystal has ceased to control the oscillator; the trimmer is correctly set if it is adjusted to a point just before this fall.



I.F. Transformer details.

The programme switch should be operated to and from several times to ensure that the adjustment is such that the crystal controls every time. The switch should be tuned to the other frequencies C_2 and C_3 being adjusted so that consistent control occurs, the grid current being of a similar order. C_4 must not be readjusted for the other frequencies. If the heterodyne voltage applied to the mixer grid requires to be checked, a meter reading of about $10 \mu A$ should be obtained in the earthy end of R_6 , representing about 3 volts peak on the mixer grid. This reading should not be taken until L_3/L_4 have been aligned to the middle channel as the reading obtained depends on the tuning of L_3 and L_4 , and on the adjustment of C_2, C_3, C_4 .

If the programme switch is operated to the middle channel of the three, the connection of a Band II aerial should now produce a B.B.C. signal which may operate the voltmeter and also produce a distorted sound signal.

The cores of L_5, L_6 and the primary of L_7 should now be accurately aligned for a maximum reading, the turns of L_3 and L_4 should also be concentrated in and out for a maximum reading. If L_3/L_4 do not appear to be tuning correctly, and it is not known if the circuit is tuning high or low, this can be checked by inserting into the centre of the coils

a brass rod or a thin dust core. If the former increases the reading the turns require opening out and if the latter increases the reading they require closing up. Lastly, the meter on a low range should be connected between the junction of R_{17} and C_{24} and the junction of R_{18} and R_{19} . The secondary winding of L_7 should then be adjusted to zero reading (turning this core will cause the meter to read either way of the zero).

Crystals: It should be noted that the frequencies of the crystals employed must be selected to suit the particular f.m. stations it is desired to receive. Their nominal frequencies must be 10.7 Mc/s less than the frequencies of these stations. The crystals are supplied in sets with a close tolerance on their frequency differences but a wider tolerance on their absolute values. It is because of this that it is recommended that the final alignment of the i.f. amplifier be carried out on a signal, for this automatically allows for variations in the absolute values by shifting the i.f. appropriately.

Power Supply: Details of the mains equipment are not given since it is entirely conventional. It must provide 250 V at 100 mA and 100 V at 4 mA for h.t. and 6.3 V at 2.5 A for the valve heaters. The 100-volt screen supply can be derived from the 250-volt line by a potentiometer consuming about 10 mA in the lower limb.

SELECTIVE "PAGING" SYSTEM

SOMETHING different in paging systems was recently demonstrated in London. It is different in that, although the calls are personal, the person called is free to move about and yet is always within hailing distance.

The system depends on the setting-up of a r.f. induction field in a loop surrounding the building. This is fed from a central 25-watt transmitter and control unit and the system operates within the band 75 to 87 kc/s. Transistor receivers carried by the persons to be called are each tuned to one of 50 calling frequencies, spaced 250 cycles from each other.

With a 25-watt transmitter one loop is sufficient under average conditions to cover an area of between 20 and 30 acres; the buildings served within this area may be up to six storeys high. If screening exists between floors a second loop half-way up the building is connected in series with the one on the ground floor.

Basically the control unit is an oscillator incorporating 50 crystals, one for each of the calling frequencies. The selected calling frequency and audio signals are fed to the transmitter, the output of which is adjustable to allow for various loop impedances.

The transistor receiver measures $7\frac{1}{8}$ in by $2\frac{1}{2}$ in by $\frac{3}{8}$ in and, weighing only nine ounces with battery, it can be carried in the breast pocket. It has no controls, but incorporates a mercury switch so that it is automatically switched on when in the vertical position. The miniature built-in crystal loudspeaker gives ample volume without necessitating the receiver being held to the ear. Power is from a four-volt mercury cell. A ferrite rod aerial is mounted inside the plastic case.

The selective calling system is achieved through a crystal filter circuit, tuned to one of the 50 calling frequencies, and a "gating" transistor which controls the h.t. to the a.f. stages. In the quiescent state the battery consumption is 2.2 mA, and when receiving a call 5.5 mA.

British Communications Corporation, Limited, of Wembley, Middlesex, the manufacturers of the "Radio-

page," as it is called, claim that with average use a battery lasts about 500 hours. The cost of a complete installation with 50 receivers is £2,500.

It should be added that although radiation outside the loop is limited to but a few feet, the G.P.O. has stated that a licence is needed.



SEMI-CONDUCTORS-1

By "CATHODE RAY"

A Simple Guide to the Terms Used
in Literature on Transistors

SOME readers may have been wondering why I say hardly anything about transistors. It is not because I am against them on principle. One reason is that when transistors first appeared it was clear that at least several years would elapse before they were fit for popular use. Apart from the few enthusiasts who like to follow everything from the start and who can be relied upon to find the information for themselves, it is not very satisfactory to be given a rather difficult explanation to digest and then have to wait years until the subject becomes really topical, by which time we have probably forgotten most of it—which may be just as well, because in the meantime it has become obsolete.

It would be quite reasonable to classify transistors as valves—in fact some authorities prefer "crystal valve" to "transistor"—but the name "valve" has so long been associated with the "bottle of vacuum" or thermionic kind that I am going to use the term in that generally accepted sense. Although in some ways transistors are very like valves, their inner workings are more difficult to grasp, and in some respects they behave in actually opposite ways. (It was this oppositeness that I tried to bring out in my one previous deflection into the transistor field*.) So it seemed best to defer tackling this rather formidable subject until there were signs that transistors would soon appear on the commercial market in a big way.

Prices of Transistors

About a year ago Dr. ("Father of the transistor") Shockley prophesied that an "explosive" growth in transistor production would occur when their price fell below that of valves, probably some time in 1956 or 1957. The doubtful part of this forecast, it seems to me, is the assumption that the price of transistors will fall below that of comparable valves. Perhaps in America it will; but as regards this country, with the example of valve *v.* metal rectifiers before us for so many years, I should expect the prices would be cunningly adjusted to a nice balance. However, even if the growth of transistors never reaches flash point, I am sure it is going to be rapid enough from now on to make it worth while addressing our minds to the task of understanding how they work.

There is already a large literature on transistors, and they have by no means gone unmentioned in *Wireless World*; why write more? Well, as I have just said, many people may be only just deciding that it is time they knew something about them, and have missed what appeared earlier. Then there has been a marked tendency for literature on the subject either to say it isn't necessary to know how transistors work in order to be able to use them, or else to plunge into Fermi-Dirac and wave mechanics and

all that, to the confusion of the earnest plodder. I suspect that there are a large number of people who would like a simple picture of what goes on in transistors, to hang up in their minds alongside the picture they already have of what goes on in valves—the nice clear picture of electrons boiling off from the hot cathode and streaming across to the attractive anode, to an extent controlled by raising or lowering the potential of the intervening grid. Now although things that began by appearing so abstruse as to be intelligible only to honours graduates have a way of coming within reach of the masses (radar during the last war, for example), and transistors will no doubt soon be included in the most elementary communications courses, I think it is fair to say that the picture must inevitably be a little less simple. The delightful thing about the vacuum valve is that its essential principles really are very simple. The picture of gas-filled valves is more complicated because of the gas ions. Transistors are more complicated still, if one takes into account all the internal actions that are important; to say nothing of the fact that nobody yet quite knows what all these actions are.

One thing we shall see is that the complicated picture of some of the actions can be replaced for routine purposes by a more condensed description, the details being, as it were, "understood." What I am rather afraid of is that the details may appear so formidable that they never will be understood, and the condensed descriptions of the movements of electrons and "holes" will just be accepted as arbitrary facts. No doubt a lot of self-styled "radio engineers" manage to clear faults in customers' sets on a basis of arbitrary facts; for example, that a strangled sort of sound from the loudspeaker of a portable is the signal for another opportunity to sell a battery; but that is hardly likely to satisfy *Wireless World* readers. On the other hand, to attempt to paint the full picture at one sitting by studying the recognized treatises will be too much for the people I have in mind. As I said in the March issue, such people, of whom I am one, need time for new ideas to sink in, and the best thing is first to make a simplified sketch, and when that is clear in the mind fill in the details. I only hope that the necessary simplifications will not make the physicists squirm too much.

Currents in Solid Conductors

Our sketch must start with the basis for all the several distinct kinds of transistors, as well as crystal rectifiers and doubtless other things still to be invented—semi-conductors. The reason vacuum valves are so easy is that the vacuum gives the electrons released from the cathode a clear space in which to work, and, since electrons are all absolutely identical negative electric charges, it is relatively

* "Duals." April, 1952

simple to calculate what they will do in given conditions, and still simpler to visualize their movements (which are electric currents) in a broad, general way.

Electric currents in solid conductors such as wires are much more complicated theoretically, because most of the material is more or less fixed and one has to account for the presence—to very different extents in different materials—of electrons capable of constituting currents. That in itself is quite a difficult study if one goes into it at all deeply. And then, having explained the presence and density of the electrons, one has to consider how their movements under the influence of an e.m.f. are affected by the jungle of fixed atoms through which they have to percolate. I don't think it would be unjust to suspect that the great majority even of professional electrical engineers know and perhaps care very little about all this. Fortunately for them, for nearly all practical purposes it works out very simply, and all they need is Ohm's law and a list of the few important electrical circuit materials with their conductivities (or resistivities) and temperature coefficients. Given these, and the dimensions, material and temperature of any part of a circuit, and the e.m.f. applied, it is routine stuff to calculate the current that will flow. Quite often it may not even be necessary to bother about the temperature, because for most ordinary conductors—metals—the resistance does not vary steeply with it.

Current flow through insulators is less simple, but so long as one takes care always to use good insulators one can dismiss the subject in the terse manner of the schoolboy on "Rabbits in Greenland" (or wherever it was there weren't any). Even moderate insulators conduct something like 10^{20} times less than metals.

In between the very good conductors (usually called "conductors") and the very bad conductors (insulators) there are some substances that are neither—semi-conductors. It is not simply a matter of their conducting millions of times less than metals and billions or trillions of times more than insulators. Their whole electrical behaviour is most peculiar. Take germanium, which is now

the best known semi-conductor although only a few years ago it was little more than a name in the table of chemical elements. Two apparently identical pieces, both absolutely pure so far as the most delicate chemical analysis can show, might differ in conductivity by more than a hundred to one. Again, a piece of apparently pure germanium might pass current readily from one end to the other but not in the reverse direction. And whatever the conductivity happens to be, it depends very much on temperature, and in an apparently capricious manner.

The reasons for these peculiarities involve very large chunks of both chemistry and physics, especially the modern parts that are so difficult because they cannot be accurately expressed in terms of anything we can see or visualize. Our sketch will have to consist of highly simplified versions of the bare essentials.

Structure of Atoms

Every substance consists of one or more of the 92* chemical elements. The differences between these elements result from the structure of their atoms, which are the smallest portions of them that can exist. Each atom consists of a central nucleus surrounded by one or more electrons. It is often likened to a sub-miniature solar system, the nucleus being the sun and the electrons the planets. In some respects that is a very good picture, because it helps one to realize that an atom consists mainly of empty space, so that anything shot at it from outside is likely to go right through without hitting any of the parts. But it mustn't be taken too literally; in particular, the idea of electrons as solid balls revolving round the nucleus in clearly defined orbits is very naive according to modern teaching. Any attempt to bring electrons sharply into focus seems doomed to disappointment.

The nucleus itself is a composite system, made

* Leaving out of account a few radioactive elements that have been artificially produced.

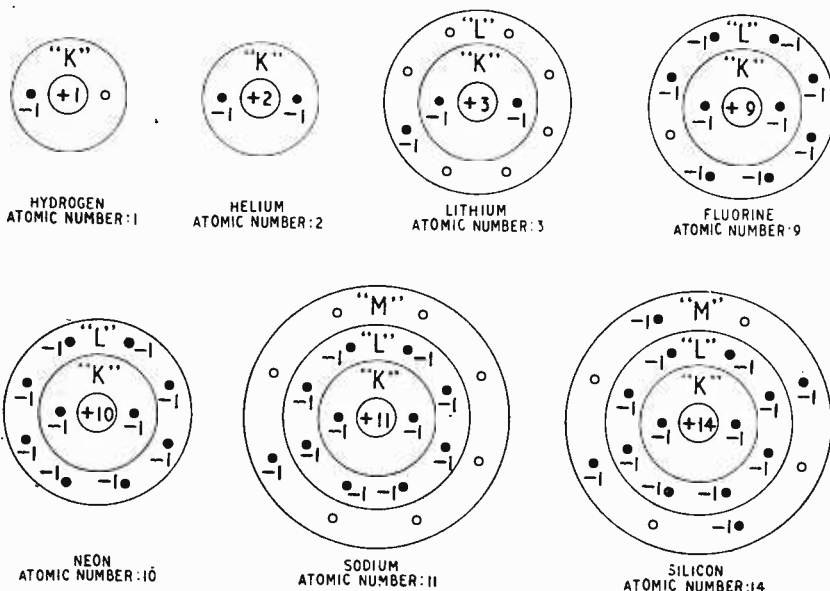


Fig. 1. Electric charge diagrams of atoms of a few of the chemical elements. Each black dot represents an electron, which carries one unit of negative charge (-1). The nucleus at the centre carries a positive charge equal to the atomic number of the element. So a neutral atom must have the same number of electrons. These are distributed in "shells" known as "K", "L", "M", etc., each of which has a certain maximum capacity.



Fig. 2. For some purposes the atom diagrams can be greatly simplified by lumping the filled shells in with the nucleus and showing only the net electric charge inside a circle. Each of the electrons left over—the valency electrons—is represented by a minus sign. The diagram here replaces the sodium diagram in Fig. 1 and also a number of even more complicated ones.

Fig. 3. Atom diagram of the Fig. 2 type for certain elements including silicon and germanium.

up of neutrons and protons; but since we are not concerned just now with atomic energy (“nucleonics”) we can ignore that and regard the nucleus simply as a single body, contributing most of the weight, and carrying a positive electric charge. Element No. 1 on the list (which is hydrogen) has a nucleus with one unit of positive charge; No. 2 (helium) has two units; No. 3 (lithium) three units; and so on. No. 8 is oxygen; No. 29, copper; No. 47, silver; No. 92, uranium. There are no fractions of a unit. And how much is a unit? It is equal and opposite to the negative charge of one electron.

So to make one neutral (i.e., uncharged) hydrogen atom it is necessary to cancel the positive charge, by adding to its nucleus one electron. And so on, all through the list; the number of electrons surrounding the nucleus of any element is the same as the number of that element in the list. It is called, not unnaturally, its atomic number.

Now although the modern picture of how these electrons are distributed around the nucleus is rather hazy, it is known that there are quite strict rules about it. They can exist only in certain “shells” around the nucleus, and the normal capacity of each of these shells is fixed. To change the analogy, an atom is rather like a restaurant with a number of tables of different sizes, in which the customers are made to fill all the seats at the first table, then the second, and so on. The first table, which is labelled “K”, seats only two, and is fully occupied by helium with its two electrons. The second table (“L”) seats eight, so the first two tables are completely filled in atom No. 10, which is neon.

Atoms of the great majority of elements, however, have one table only partly filled. In the lithium atom, one of its three electrons is obliged to sit all by himself at the second table. He resents this arrangement and is constantly watching for an opportunity to slip across to some other restaurant where there is a vacancy. Such a restaurant might be a fluorine atom, which with its nine electrons has one place unfilled at the second table—see Fig. 1. If the two different atoms come close together this transfer is almost inevitable. The fluorine atom, having gained an electron, is now negatively charged to the extent of one unit ($+9-10=-1$); while the lithium atom is left with one of its three positive charges unneutralized ($+3-2=+1$) so as a whole has one positive charge. These two atoms, being oppositely charged, are mutually attracted and enter into partnership under the new name of lithium fluoride. And so we have what is called a chemical reaction between two elements to form a

compound, which is usually very unlike either. Incidentally, an amalgamation of two or more atoms is called a molecule.

An oxygen atom with its eight electrons has two vacancies at its second table, so is able to invite two hydrogen atoms with their single electron each to enter into partnership, forming H_2O —water. The number of vacancies or surpluses is called in chemistry the *valency*; in hydrogen and lithium and fluorine it is one, but in oxygen it is two. The valency of atoms such as helium and neon in which there are no partly filled tables is zero; they are extremely self-satisfied and stand-offish and cannot be persuaded to take an interest in any other atom. In other words, they form no chemical compounds.

The odd electrons in other elements, which do tend to enter into external relationships, are called valency electrons. For our present purpose we can greatly simplify our pictures of atoms by lumping in with the nucleus all electrons in filled shells, because they play no active role. This augmented nucleus is the main body of the atom, the only other components being the valency electrons, if any. In this simplified plan, 10 of the 11 electrons in a sodium atom can be included with the nucleus to form a body having an electrical charge $+11-10=+1$, surrounded and neutralized by its solitary valency electron, as in Fig. 2. The same diagram would do for copper or silver or gold, which all have one odd electron per atom (though the number of socially happy electrons within the circle varies according to the element; in a gold atom there are 78).

Shared Electrons

It is no accident that all the elements just mentioned are particularly good conductors of electricity. The “odd man out” belonging to each atom, having no close social ties, readily breaks away and roams around at random, hoping to find a vacancy. In a piece of more or less pure metal its chances are negligible; and so there is a vast army of unemployed (about 10^{23} per cu cm), easily persuaded by the influence of an electric field to drift along in a particular direction. This drift is an electric current. And if there is a large current per volt we say the resistance is low (or the conductance is high).

Atoms that possess at least half a shell-full of valency electrons have another method of satisfying their social instincts. Fluorine, for example, has seven out of eight; and if there is no atom present such as sodium from which it can get the one electron needed to make up the set it enters into partnership with another fluorine atom, on the basis that each atom shall regard one of its valency electrons as common to both. So each has seven of its own plus a shared one. The link between the two atoms via the shared pair of electrons is called a *co-valent bond*. Fluorine, then, normally exists in separate molecules each made up of a pair of atoms.

Silicon, also shown in Fig. 1, and germanium, have only half enough valency electrons to make a set of eight, so their atoms can be represented in the simplified manner as in Fig. 3. To make up the set, each electron has to link up with one of the four in another atom. If conditions allow this tendency to be fully realized, the result is a three-

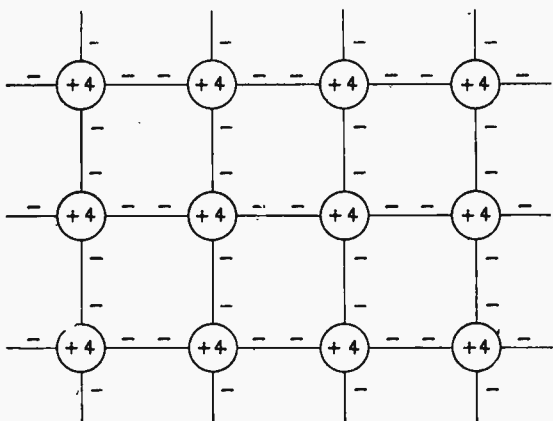
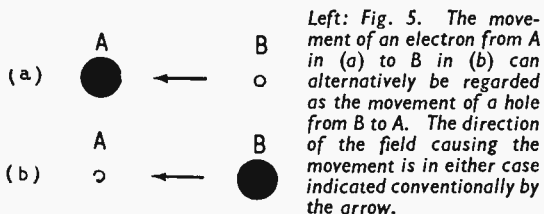


Fig. 4. The valency electrons in Fig. 3 tend to link up with others, as indicated in this diagram of a minute portion of perfect germanium crystal.



dimensional structure of the kind we all know as a crystal. A three-dimensional structure is awkward to show as a diagram on paper, but in this case it can easily be flattened out into two as shown in Fig. 4. The fact that all the valency electrons are occupied in maintaining co-valent bonds between atoms is indicated by the lines joining them together.

Shaking up Process

In a perfect crystal all the valency electrons would be fully occupied in this public-spirited service and there would be no loose characters open to the influence of every field. In other words, the crystal would be a perfect insulator. In actual fact, crystals of silicon and (still more) germanium are very far from being perfect insulators, but—as I have already indicated—exactly how far is difficult to determine, because attempts to measure their conductivity yield widely different results, for no very obvious reason. However, several reasons have been found.

One of them is that incoming energy such as heat or light can “shake out” a valency electron here and there. The process can be visualized by means of a model consisting of a perfectly flat level board like a billiard table, on which large numbers of small balls representing the valency electrons are mounted in regular formation. They are held in this formation by resting in shallow depressions or holes. Applying an e.m.f. between the ends of the crystal to produce an electric field throughout it is represented by lifting the end of the board that stands for the negative terminal. Provided that the tilt is only slight, it is not enough to get the balls out of their

holes, so there is no current. This is like the crystal at absolute zero temperature.

The effect of raising the temperature of the crystal is simulated by shaking the board with increasing vigour. At a certain intensity a few of the balls begin to shake loose, even when the board is perfectly level. The vibration makes the loose balls wander about, and on a level surface their movements are completely random. In the course of this wandering, a ball is quite likely to come across an unoccupied hole, into which it will drop and stay until again it is shaken loose. The hole it drops into is not necessarily the one it originally filled. If the degree of board-shaking is kept constant, a balance is reached between the rate of shaking loose and the rate of dropping in or “recombination,” so that the average number of loose balls remains practically constant. The greater the shake, the greater this number.

Now without leaving off shaking the board, apply a small e.m.f. by slightly tilting it. The random wandering of the loose balls is modified by a steady drift to the lower or “positive” end. There is a current of electrons through the crystal from negative to positive. To complete the analogy of the e.m.f. it is necessary to collect the balls as they arrive at the bottom end and transfer them to the top. The whole thing is now just the sort of picture one has of current through a metal, except that in the crystal only a minute proportion of the total electrons is loose, so the current is comparatively small. In other words, the conductivity of the material is low.

If we shake our model more vigorously, to represent a higher temperature, the proportion of loose balls is increased, and the current for a given tilt is greater. This represents the quite steep increase in conductivity of a semi-conductor when its temperature is raised. A metal, by contrast, has no more electrons to be loosed, so its conductivity does not rise; in fact, it falls slightly, because the vibration of the atoms impedes the current somewhat.

There is another difference between a metal and a semi-conductor. Nearly all the atoms in a semi-conductor are electrically neutral. But exceptionally there is the atom from which an electron has been shaken loose and is therefore a unit positive charge. Such atoms are represented in our model by the deserted holes on the board. In a semi-conductor the shortage of an electron is actually called a hole. Because the atoms, represented by the circles in Fig. 4, are fixtures—the very structure of the crystal, in fact—these positive charges or holes are fixed. Or are they?

When we were shaking our board we noticed that when an electron broke loose from a hole (say A in Fig. 5) it sometimes fell into another (B). Seeing that electrons and holes have no individuality but are all identical, the net result of such an incident could alternatively be described as the movement of a hole from B to A. But why describe it in this upside-down way, even if it does amount to the same thing?

The reason the electron moved to B rather than the opposite way may have been because there was an electric field in the direction of the arrow. Its movement from A to B was a tiny electric current, *against* the arrow because an electron is a *negative* charge. The same current is caused by an equal positive charge, *with* the arrow, from B to A. Referring to the incident as a movement of a hole does at least

(Continued on page 321)

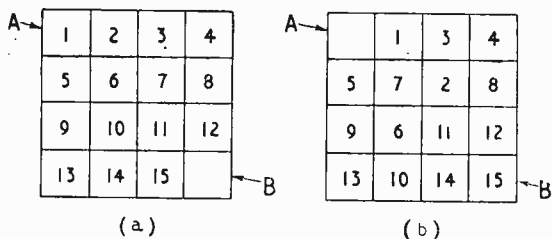


Fig. 6. This puzzle game shows more clearly than Fig. 5 the advantages gained by substituting hole movement for electron movement.

look more sensible as regards conventional signs. But we are so used to thinking of movements of electrons as conventionally positive electric currents going the other way that this alone wouldn't be sufficient reason for a little white lie.

The real reason appears if we remember that holes in semi-conductors are comparatively rare features of the material structure. Instead of Fig. 5 let us take up one of those puzzle games in which there are 15 movable square counters in a frame with room for 16, as in Fig. 6. Because there is only one vacant space or hole, the counters—representing electrons—can move only one space at a time. A considerable amount of shuffling is required to transform situation (a) into (b), and it would be excessively tedious to specify the individual movements of all the counters. It is much easier to say "Move the hole from B to A."

In the same way, instead of noting that under the influence of a certain electric field a vast number of electrons made very small journeys of various distances and directions, and having to add them all up, it is simpler to observe that the net result was the

same as if one hole travelled the whole length of the crystal.

There is a point to watch. In Fig. 5 the electrical result could be stated as one electron transferred from A to B, or one hole from B to A. In Fig. 6 the result could be stated as the sum of a lot of short counter movements in various directions or as one hole movement from B to A. But in semi-conductors one generally has both. If an electron becomes detached somewhere in the middle of a crystal it may be moved by a field from there to the positive end; and simultaneously, by means of innumerable short electron shufflings, the hole it left behind may "move" from there to the negative end. The total electrical effect is actually the one long electron movement plus the innumerable short ones roughly in the same direction, but it can more conveniently be regarded as the one long electron movement plus the one long hole movement in the opposite direction.

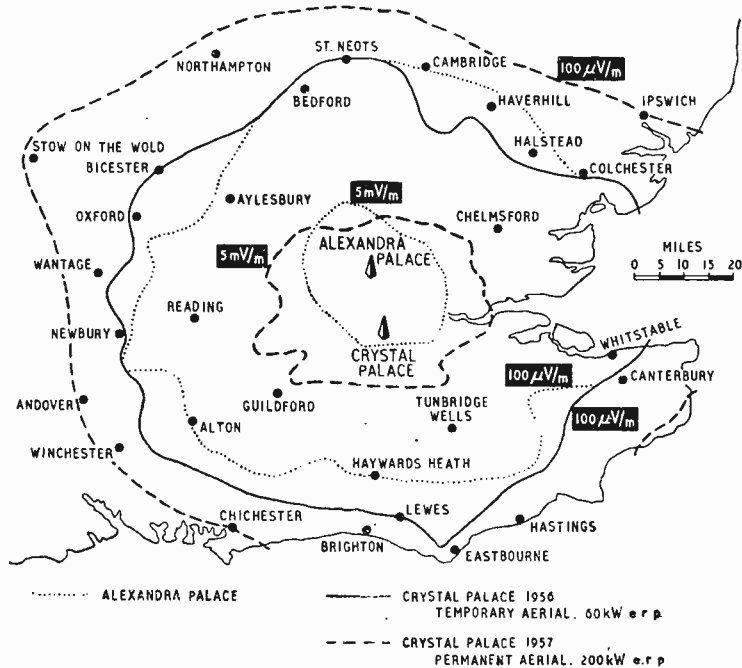
That is an example of what I meant earlier in saying that relatively complicated actions, such as all the movements of counters from Fig. 6(a) to (b), can be replaced for convenience of description by simpler equivalent but not literally true actions, such as the movement of one hole, provided that the real meaning behind the simplified expression is understood.

You may be wondering why holes are not mentioned in connection with conduction in metals. The reason is that because all the atoms are permanent vacancies there is no sense in which they can be said to move. The term "hole" is reserved for a vacancy that appears to be mobile, which can only happen when vacancies can be re-filled by electrons.

So far, we have a picture that fits some of the experimental facts; namely, the conductivities of silicon and germanium, which are much greater than insulators but much less than metals, and rise rapidly with temperature. But that is only the beginning and will have to be continued in our next.

CRYSTAL PALACE COVERAGE

ESTIMATED coverage of the new London television station, showing the $100 \mu\text{V}/\text{m}$ contour obtained with the present temporary aerial (giving 60 kW e.r.p.) in relation to the same contour of the old Alexandra Palace transmitter. Also shown are estimated contours for the station when the permanent aerial is in use next year (giving 200 kW e.r.p.). In August this year it is expected that an intermediate temporary aerial will be mounted part of the distance up the permanent mast, giving an e.r.p. of 120 kW and slightly improving the present coverage.



LETTERS TO THE EDITOR

The Editor does not necessarily endorse the opinions expressed by his correspondents

Why 625 Lines?

I FEEL that I cannot let your editorial in the April issue of *Wireless World* pass without comment.

The position surely is that by sticking to our 405-line system we are the "odd man out," not only in Europe but, I believe, in the world. I am told by many most competent technicians that any compatible system which continues to use 405 lines for a colour picture may, in the long run, be unacceptable to the public. The introduction of colour television surely presents us with our last opportunity of coming into line.

I must also strongly disagree with your conclusions about the export market. Here is a great new field opening up before us and, if we stick to the 405 system, we will deliberately price ourselves out of it. To keep our products competitive it is essential that our export goods are developed from our home market. It is most unlikely that manufacturers in this country will be able to produce economically television receivers operating on a system different from that used at home because this would entail running two completely different assembly lines. Western Germany, for instance, using the 625-line system is able to export its home model with no modifications whatsoever and at prices considerably below those at which British manufacturers can afford to sell. Why then should we put ourselves even further behind our competitors in the export market by duplicating our plant to cover two different systems.

We cannot divide the electronics industry into watertight compartments. We must be able to make a profit from the export of television receivers if we are effectively to develop the other branches of the industry.

London, W.1.

ROBERT RENWICK.

I READ with interest your editorial, in reference to Sir Robert Renwick's statement at the opening of the recent Components Exhibition.

Sir Robert's belief that "the B.B.C. are developing a system which can only be manufactured for the home market, thus making the cost of manufacturing sets for export on 625 lines quite prohibitive" can be re-quoted by the old adage, "A healthy home market means a healthy export market." If there is no home market for 625-line receivers, there is no export market.

The editorial uses the term "economic" as does the referenced article on p. 173, but I would suggest that the economic aspect inferred by Sir Robert Renwick should not be confused with the technical economics.

Unfortunately the editorial only refers to 625-line and in that connection your second paragraph may be true, but is the United Kingdom only interested in sterling markets? The 525-line, 60-cycle system, which is the equivalent of the 625-line, 50-cycle system, opens the dollar market and here in Canada the general impression is that the U.K. is short of dollars, not sterling.

Canada provides, under British Preferential Tariff, very favourable trading conditions whereby radio apparatus, including components, can enter Canada duty free. Importation of complete receivers is restricted by the Canadian Radio Patents, Limited, but assemblies such as television multi-channel tuners, e.h.t. horizontal scan transformers, deflection assemblies, i.f. strips, printed circuit assemblies, etc., etc., can be imported without restriction. However, unless development engineering and production costs can be amortized across home production as is the case with U.S. components imported into Canada, then the cost of such components landed in Canada will be non-competitive.

Most of the above paragraph applies to Canada, but

equally effective cases can be made out for other dollar countries.

The question whether or not 625 is better than 405 is of secondary importance to the issue raised by Sir Robert Renwick for Britain to adopt a system which will enable her to compete in the world's electronics markets.

W. JONES.

Pye Canada, Ltd.,
Toronto.

Flywheel Sync

IN the May issue, R. Williamson writes about the "highly desirable" feature of line flywheel synchronization.

As an engineer with a local firm, I too am often asked by prospective buyers for advice in choosing a receiver.

The first thing I do is ask the customer where he lives, and provided the signal strength in his area is good and free from external noise, I recommend the receiver which I consider is most reliable and which, from a serviceman's point of view, is the easiest and most accessible to maintain.

I would say that under normal conditions of reception, the most desirable feature is the use of automatic picture control, by whatever name one likes to call it.

I say this because too often I find that when I have to pay service calls, the average member of the public seems to have great difficulty in correctly setting the contrast control for optimum picture response, and the use of a.p.c. generally removes the need for any adjustment of contrast once it has been correctly set, even when the B.B.C. have to reduce power.

On the other hand, if reception conditions are poor, and line tearing is likely to mar the picture, I fully agree that flywheel sync is essential, but in my humble opinion, it is sheer waste of valve circuitry, and needlessly adds to the cost and complexity of a receiver when signal conditions are such that it is not necessary.

I really *would* like some set designers to work at our bench for a month—and handle their particular products—I'll wager they'd have removable bottom covers and easy-fit knobs, etc., or frayed tempers!

Hafod, Swansea.

TREVOR G. HUGHES.

I NOTE in your May issue that R. Williamson is surprised that television dealers appear to dislike flywheel synchronization, and do not encourage customers to choose a set with this feature.

As a television retail manager, may I offer a possible explanation. I have no knowledge of fringe areas, and can well believe that under conditions of very low field strength this type of circuit may have advantages.

For normal areas this circuit seems to introduce a new set of problems; among which are: phasing difficulties, temperature drift, and, from the user viewpoint, the difficulty of setting the line-hold control to "mid-point." It is also undesirable that the line-hold control can be used as a form of picture positioning adjustment!

I am mystified by the increasing complexity of line-hold circuits and wonder if these are really necessary. More than two years ago a quite low-priced receiver made by one of the largest manufacturers had no line-hold control at all. This set performed very well and held line synchronization down to the lowest level at which a picture was visible. This circuit proved quite reliable; even after conversion to multi-channel recep-

tion, the line lock remaining superior to many more complex circuits now in use.

Harrow, Middx.

M. A. SALTER.

“Television Receiver Input Impedance”

WE were surprised to see no mention of the use of the Smith Chart in J. E. Hopkins' article on the above subject in the May issue. Whilst admitting that the formulæ given are correct, the arithmetic involved in obtaining even a single impedance is tedious and that required to cover a frequency band is out of all proportion, particularly if an admittance bridge is used and series-parallel conversions are required. By employment of the Smith Chart, all the necessary calculations can be carried out with only one setting of the slide rule (provided that admittance is measured as $G+jB$ and not $G+C$) and the impedance read directly from the chart with any type of bridge.

The method used by the writers is briefly as follows: The electrical length of a short length of cable is obtained by open- or short-circuit measurements. This cable is then connected to the receiver and the admittance measured of the cable and receiver combined, the result being plotted on the Smith Chart. The length of the cable can then be allowed for by rotation of the plotted point through an angle corresponding to the measured electrical length. This gives the admittance of the receiver alone and the impedance can be obtained by a further 180° rotation. For a frequency run the cable length is measured at a few frequencies and a graph drawn to enable lengths at intermediate frequencies to be read off.

We feel that this method is extremely simple and much quicker and less liable to error than any arithmetical-algebraic method. Also, the accuracy obtainable on the Smith Chart is certainly as great as that of the measurement itself.

G. C. THOMPSON.

London, E.13.

P. A. J. LOVATT.

“Two-channel Stereophonic Sound Systems”

IN the article by F. H. Brittain and D. M. Leakey, in your May issue, it is stated that “the reproduced sound image is more accurately positioned if arrival time differences are overruled and the sound is positioned by intensity differences only.”

In the system described, in which the sound is reproduced by a pair of loudspeakers ten feet or so from the observer, it is difficult to see, since each loudspeaker communicates with both ears, how amplitude differences at the loudspeakers can produce intensity differences at the ears, except at frequencies above, say, 1 kc/s when the observer's head becomes an appreciable obstacle.

What, in fact, does happen when spaced loudspeakers reproduce identical sounds at different amplitudes is that the contributions at each ear from the two loudspeakers add vectorially to produce a resultant time difference, owing to the different path lengths from either speaker to each ear. This happens best at frequencies for which such path differences are small compared with a wavelength of the sound emitted; at higher frequencies, ambiguities arise. This part of the frequency spectrum, however, includes the region of maximum radiated energy for most sounds.

The authors rightly state that low frequencies are of importance, but it is to be feared that the requirements they lay down for the loudspeaker polar diagrams are difficult to meet in this region.

Furthermore, I must join issue with them regarding their requirements concerning microphone polar diagrams for “correct positioning of the sound images.” Without delving too far into details, it seems clear that, when the sound image is to occupy the position of one of the reproducing loudspeakers, the other loudspeaker should be substantially silent. This calls for a null in

the polar diagram of one of the microphones in a direction corresponding to such a position of the source in the transmitting studio. The authors' diagrams, however, show a level difference at the microphones of only 12 dB. Clearly, something is wrong, as this level difference is inadequate to produce the effect of sound from one loudspeaker only.

In fact, if ribbon microphones are used with their axes inclined at 90° , theory indicates that reasonably correct reproduction is achieved for movements of the source within the whole of this angle. In this context, “correct” implies proportionality between the angular displacement of the source in the studio and angular displacement of the reproduced image.

P. B. VANDERLYN.

E.M.I. Research Laboratories,
Hayes, Middx.

IN their article in the May issue, Brittain and Leakey show that if two non-directional loudspeakers are used to reproduce the component channels of a stereophonic signal, then correct “placing” of the resultant image signal will be obtained only by an observer listening from a point on the line normal to and bisecting that joining the two loudspeakers. This is what anyone would expect who has ever experimented with two speakers in a room; Brittain and Leakey go further, and by evaluating the image movement produced by unbalance, show that compensation for this effect holding good for various listening positions simultaneously can be introduced by using loudspeakers having a specified radiation characteristic which is markedly directional.

The line of reasoning of this article appears unassailable, and one is therefore extremely puzzled by the opposite statement of Martin & Smith on p. 218 of the same issue, dealing with the E.M.I. “Stereosonic” system, that “The polar diagram of the loudspeakers should ideally be as nearly semi-circular in the horizontal plane as possible.” Will the writers please support this statement in the light of the claim made by E.M.I. that the stereophonic effect of their system is *not* limited to a central listening position.

For the undersigned at least, the E.M.I. system is not successful unless a central listening position is chosen. From any other position, the effect is not markedly superior to that of quasi-stereophony obtained by feeding a single channel through two separated and different loudspeakers. The main body of sound appears to emanate from the nearer speaker, with a “background” of sound covering the area bounded by the two speakers and occasional disconcerting splashes of sound from the more distant one.

Some explanation also seems called for why tone controls have been considered necessary in the “Stereosonic” reproducer. Tone controls are still a regrettable necessity, for reasons now perfectly well understood, in a single-channel system where all is compromise and the studio engineer can hope at best only to represent, not present, a certain listening environment, but in a system whose essential function is to present a *realistic* sound picture which includes the size and the environment of the source, it would seem axiomatic that any deviation from a level overall response can introduce only deterioration.

London, N.10.

IAN LESLIE.

Recorded Programmes

IF it is not too personal a question, does the Editor fill the opening page by ringing up the printer and saying the first thing that comes into his head? I see no virtue in spontaneity other than a means of creating that “life and soul of the party” atmosphere so much enjoyed by regular listeners to “My Wildest Dream.” In all performances involving artistic creation, recording affords the opportunity of making several attempts before broadcasting the best.

Hindhead, Surrey.

HENRY MORGAN.

Ferroresonant Computing Circuits

New Techniques for Switching and Counting

By R. S. ARBON* AND G. PHYLIP-JONES,* Ph.D.

THE increasing use and complexity of modern electronic digital computers and telephone switching systems has given rise to a demand for reliable new types of devices to replace thermionic valves, which statistics show are the least reliable elements in a modern computing machine.

Among the various devices introduced one of the most promising depends on the use of essentially non-linear magnetic phenomena, involving the use of new magnetic materials having rectangular hysteresis loops and low loss. The magnetic devices may be of two forms, either static or dynamic. The former is characterized by the absence of a power supply, high speed of operation (up to 10^6 counts per second), indefinitely long retention of information, long life and small dimensions.

The disadvantages are the difficulties involved in sensing the information in the core ("0" or "1") without disturbing it and the fact that voltages read out are often unsuitable for direct driving of following stages. Since the elements are passive, they often need the

aid of additional amplifying devices of less reliability. Finally the current required to switch the state of the cores is generally considerable and increases as the counting rate is increased.

The dynamic magnetic devices on the other hand continuously draw power from an a.c. supply during operation (e.g. magnetic amplifiers), but this supply can be common to many elements. Less well known than the magnetic amplifier, but of great importance in switching applications, is the dynamic bistable magnetic device which makes use of another kind of instability in the steady state response of non-linear circuits—the so-called ferroresonant effect. This device is characterized by the use of an a.c. power supply, medium speed of operation (up to 5×10^4 counts per second), indefinitely long life and small dimensions. The information stored is retained for as long as the a.c. power supply is maintained but will be lost if the supply is momentarily interrupted. The devices have the advantage that they are energy-amplifying, permitting direct interconnection of consecutive stages without the necessity of additional amplifiers. In addition, output voltage or current is continuously available, permitting easy read-out or switching of additional stages. Finally power drawn from the a.c. supply can be very small, being as little as 30mW per stage in the "on" condition ("1") and negligible in the "off"

condition ("0"), while the trigger current requirements are very modest, since only a few milliamperes can be sufficient to switch the state of the device.

Ferroresonance is a phenomenon well known to the electrical power engineer and has often in the past proved to be of considerable nuisance to him.

The phenomenon is typified by instabilities in circuits containing capacitors and saturable iron inductors and can cause heavy currents in transformers at power frequencies. This occurs when, say, the alternating voltage across the inductor momentarily increases so that the inductance decreases from a normal high value to a lower, saturated value. If the inductor is connected in a circuit containing capacitance of a value which resonates with this lower value of inductance, the increased current drawn from the supply may be sufficient to maintain the inductor in this saturated state even after the initial voltage surge has ceased. This current might be so large as to permanently damage, or even destroy, the inductor or transformer.

The circuit then has two possible states. One is characterized by the normal value of inductance and current, the other by a much larger current and lower value of inductance than before. For the second state to be stable, the inductance must decrease sufficiently for the increased current to maintain it at this value. It will be apparent therefore that actual resonance is not necessary for the two stable states to be achieved, although, of course, the nearer resonance the circuit is, the larger will be the current flowing.

With the advent of high-permeability, low-loss magnetic materials, it is now possible to utilize the principle of ferroresonance at frequencies much higher than power frequencies and fulfil a requirement for a switching circuit with switching rates intermediate between circuits using cold-cathode tubes and thermionic valve circuits.

Analysis of Basic Circuit

In the basic ferroresonant circuit the non-linear inductor L and capacitor C can be connected as either a series or a parallel circuit, the most suitable form being used for any particular application.

Considering the parallel case in Fig. 1, the LC circuit is supplied from the generator E by the capacitor C_s and the losses associated with the parallel circuit are represented by R . The value of C_s is chosen so that the current drawn from the supply is approximately constant irrespective of the state of the LC circuit, thus permitting many stages to be fed from the same generator. The inductance L may be changed from an unsaturated high value to a saturated low value by means of a control current through the auxiliary winding L_T , and C is chosen to have a value that will nearly resonate with the lower value of inductance L . In the circuit the only

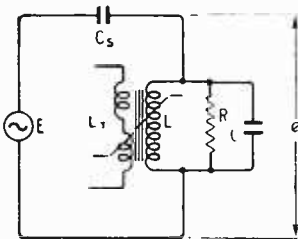


Fig. 1. Basic ferroresonant circuit.

* General Electric Company.

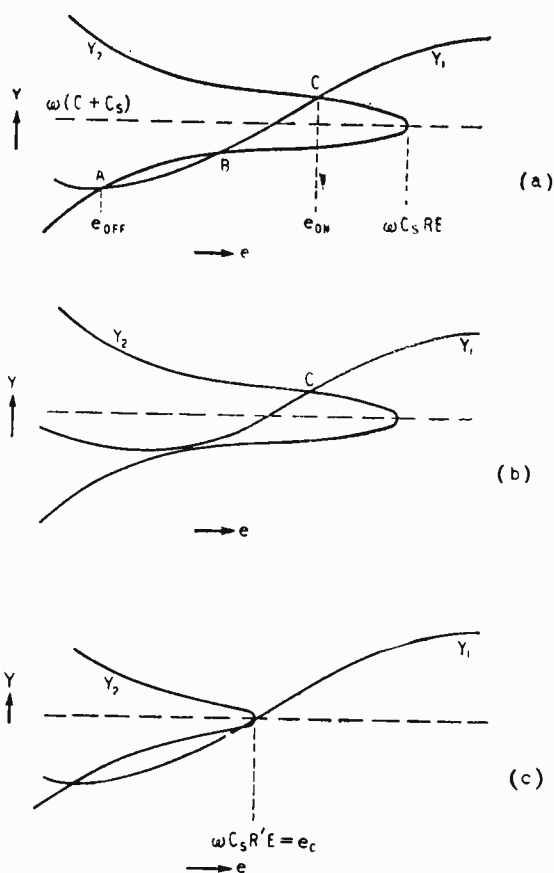


Fig. 2. Graphical representation of circuit action.

components which vary with supply voltage are L and R , and it is possible to measure their variations experimentally if only the fundamental frequency is considered.

Mathematical analysis of the circuit is difficult because of the non-linear elements involved, but the circuit action can be clearly explained by means of graphical analysis. From Fig. 1 it can be established that

$$\frac{1}{\omega L} = \omega(C + C_s) \pm \omega C_s \sqrt{\left(\frac{E}{e}\right)^2 - \left(\frac{1}{\omega C_s R}\right)^2} \quad (1)$$

Both sides of this equation are functions of the voltage (e) across the coil and can be plotted graphically as shown in Fig. 2(a), using the previously determined values of the coil parameters. Curve Y_1 represents the left-hand side of the equation ($1/\omega L$) and curve Y_2 the right-hand side. The two curves intersect at three points, A, B and C, which give the solutions of the equation (that is, $Y_1 = Y_2$). Point A corresponds to the stable "off" condition of the circuit where the coil is in the high inductance state, and the output voltage is low (e_{OFF}). Point B is unstable, while point C corresponds to the stable "on" condition where the coil is in the low inductance state and the output voltage is large (e_{ON}). The peak of the Y_2 curve is obtained when

$$\sqrt{\left(\frac{E}{e}\right)^2 - \left(\frac{1}{\omega C_s R}\right)^2} = 0 \text{ i.e. when } e = \omega C_s R E.$$

To switch from the "off" to the "on" state, a

small d.c. current must momentarily be allowed to flow through the trigger winding so that the Y_1 curve becomes as shown in Fig. 2(b), where the two curves only intersect at the point C, corresponding to the "on" condition. The effect of a resistive load connected across the circuit LC is to displace the Y_2 curve to the left, as shown in Fig. 2(c). When the load is such that the peak of the Y_2 curve just intersects the Y_1 curve, the voltage across the circuit is given by $e_c = \omega C_s R' E$ where $R' = \frac{R \times R_{LOAD}}{R + R_{LOAD}}$. With a further small increase in loading, the two curves will not intersect and the circuit can no longer be maintained in the "on" condition. In practice, however, these two values of load resistance are virtually identical.

Two Modes of Operation

It will be apparent from the foregoing that while the basic circuit can be switched from the "off" to the "on" condition by trigger current due to an external signal through the control winding L_T (Fig. 1), switching off can only be effected by variation of one or more of the circuit parameters (e.g. by damping the circuit LC due to an external load), or by reduction of the r.f. supply voltage. This corresponds to branch P in Fig. 3 which shows the relationship between voltage e across the inductor and the current i_b through the trigger winding for a fixed supply voltage E . It will be seen that with the stage initially off, a trigger bias current $i_b = I_{b1}$ is sufficient to turn the stage "on" and that subsequent reduction of the trigger current to zero still leaves the stage in the "on" condition. It will be seen, however, that if the trigger current is increased to $i_b = I_{b2}$, another region of instability is reached, branch Q, which possesses the property

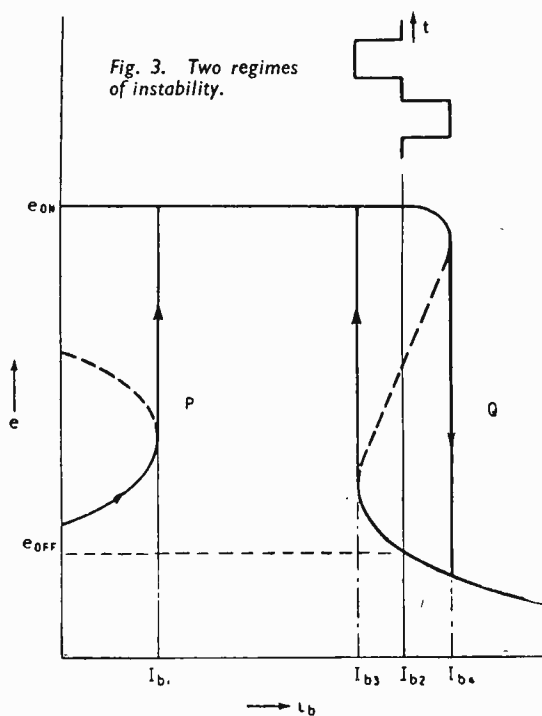


Fig. 3. Two regimes of instability.

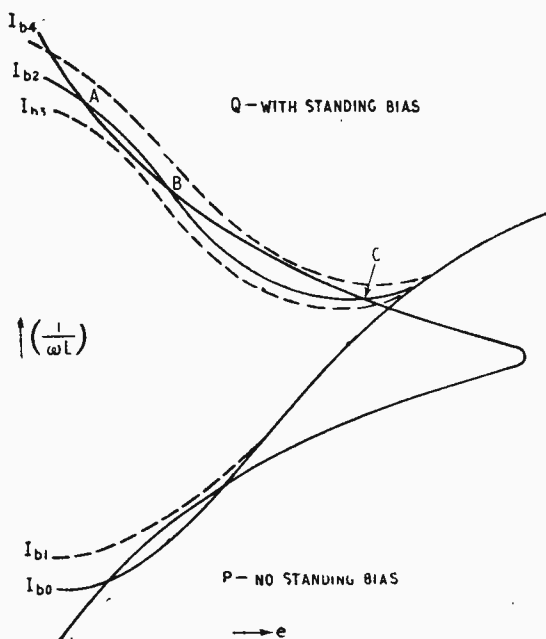
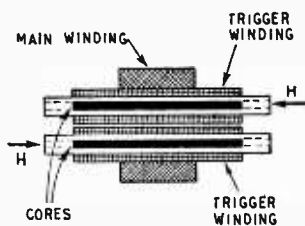


Fig. 4. Graphical representation of two operating modes.

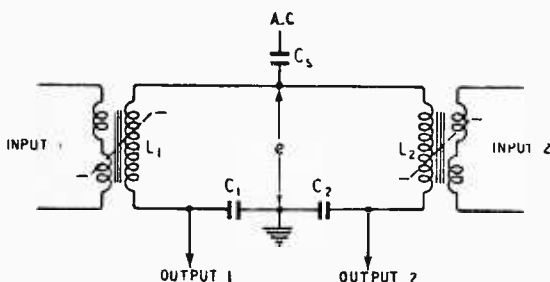
that the "off" or "on" states can be obtained by increase or decrease of trigger current respectively.

Supposing the stage is in the "on" condition, then a positive current pulse superimposed on the standing bias current I_{b2} will switch the stage to the "off" condition. Similarly, a negative current pulse will switch from the "off" to the "on" condition. The two modes of operation are clearly shown in Fig. 4 where operation in the P branch is as previously described. In the Q branch I_{b2} is the standing bias current and points A and C represent the stable "off" and "on" states respectively, while point B is unstable. If the stage is initially "off", then a reduction of the standing bias current to I_{b3} by means of a negative current

Right: Fig. 5. Construction of a ferroresonant unit with double core.



Below: Fig. 6. Simple ferroresonant flip-flop circuit.



pulse will switch the stage "on", while an increase of I_{b2} to I_{b4} by a positive current pulse will switch the stage "off" again.

When $I_b = 0$ the LC circuit appears capacitive in the "off" condition and, in a practical case, inductive in the "on" condition, while with $I_b = I_{b2}$ the LC circuit is usually inductive in both the "off" and "on" conditions. In all cases, however, due to C_s , the current drawn from the supply is predominantly capacitive.

The foregoing graphical analysis for the parallel case can be applied equally well to the series mode by putting $C = 0$ in equation (1). It will be apparent therefore that this bistable device in its various forms (series or parallel operation, with or without bias trigger current) can be utilized as a computer element, and a later part of this article will deal with the applications to switching and logical functions.

Design of Basic Unit.—Metallic core material possessing high permeability is necessary for ferroresonant applications in order to ensure that saturation can easily be achieved with a small number of ampere-turns. The material must also have a nearly rectangular hysteresis loop so that a large change in incremental permeability (and hence inductance) for a small change in the magnetizing current is obtained.

In order not to waste r.f. power in the trigger circuit, a balanced winding, in which the e.m.f.s induced from the main winding into the two halves of the trigger winding cancel each other, must be used. Although this is possible with a single ferro-magnetic core it has the disadvantage that the magnetic fields due to the two halves of the winding are in opposition and hence try to magnetize the core in different directions. It is therefore better to use two cores with one half of the trigger wound on each as shown in Fig. 5, so that the control current saturates each core separately and reduces the effective permeability of each to a low value. The choice of the number of turns depends on the trigger sensitivity required and the optimum arrangement is to make the length of winding the same as the length of core material.

In order to minimize the power consumption of the unit in the "on" condition, it is necessary to have as high a dynamic impedance for the LC circuit as possible, consistent with reliable operation at a low output voltage, while to permit reasonable variation between various units, there is a minimum permissible value for $A \left(\frac{1}{\omega L} \right)$, the change in susceptance over the working range.

The main winding can be (1) layer wound, (2) several wavewound pies, or (3) a single wavewound pie. The second and third methods yield higher dynamic impedances than layer wound coils and for minimum variations and ease of manufacture the third method using Litz or stranded wire is the most satisfactory. In practice it has been found that the best configuration for the coil is when the length is slightly less than twice the diameter.

Computing Applications.—A simple flip-flop circuit due to Isborn is shown in Fig. 6, and consists of two non-linear inductors L_1, L_2 , in series with capacitors C_1, C_2 respectively, the combination being in series with a capacitor C_s . The reactance of C_s has been chosen such that one and only one

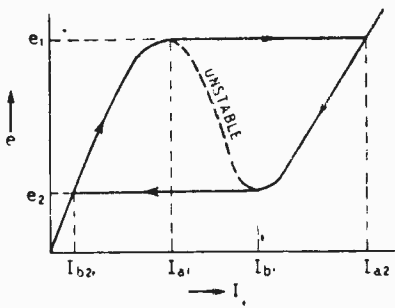


Fig. 7. Graphical representation of flip-flop action.

of the two branches can be in the "on" or high-current state ("1"). If both branches should be in the "off" or low-current state ("0"), the voltage e would rise to such a value that one or other of the two branches would be forced "on." Alternatively, if both branches were in the "on" state, the voltage e would fall to such a low value due to the increased voltage drop across C_s that either L_1C_1 or L_2C_2 would be forced to the "off" state.

Fig. 7, showing the action for either branch, can also be considered representative of the flip-flop as a whole, since at any instant only one stage can be "on" or "off." From this figure, giving the relation between r.m.s. values of voltage e and current I through one branch, it will be seen that when e is increased from a low value onwards, at a critical voltage $e=e_1$ a sudden jump in the response current occurs from I_{a1} to I_{a2} . In this new situation the response is again stable unless the voltage e becomes smaller than the second critical value $e=e_2$ where a transition from the high current state I_{b1} to the low current state I_{b2} takes place.

Switching is effected by passing a current pulse through the trigger winding associated with the branch in the "off" condition, thus switching this branch "on" and the other "off." The device then has a counterpart in thermionic valve circuitry, having two inputs and two outputs (in anti-phase), with a constant current drawn from the supply. If a single input flip-flop is desired, inputs 1 and 2 of Fig. 6 can be tied together and pulsed simultaneously; successive trigger pulses will then cause the flip-flop to change its state. The whole action takes place in a period equal to about 5 cycles of the supply frequency. Coupling between stages is obtained by rectification and differentiation of the output of one stage to form a trigger pulse for the input of the next stage.

The flip-flop circuit just described can be readily adapted to ring counters with as many elements as desired. Since only one stage will be "on" at any instant, the same principles apply and by connecting the appropriate number of stages in a ring any desired submultiple of an input pulse stream can be obtained.

A shift register consists of a series of identical bistable stages each of which contains a binary digit ("0", "1"). The digital information can be brought into the register either in parallel to all sections at the same time or in serial form at the beginning of the register. The application of a shifting pulse shifts the information-pattern one place along the register. At the end of the register the information is re-obtained serially after a time depending upon the number of intermediate sections used and the repetition rate of the shifting pulses. The register can therefore be considered as a delay line with a pulse-controlled delay.

Shift Register Operation

Fig. 8 shows three consecutive stages of a typical shift register, while Fig. 9 is a photograph of a 28-stage register constructed on a 19-in \times 1 1/4-in rack panel. This register operates by using the instability in branch P, Fig. 3, and the operation is as follows.

Consider stage (1) "on" and stages (2) and (3) "off." The peak voltage across stage (1) is 25 volts (e_{ON}), while the peak voltage across stages (2) and (3) is 5 volts (e_{OFF}), see Fig. 2(a). In the absence of a shift pulse, then, the shift line will be at -30 volts and none of the diodes will conduct. This condition will hold until the arrival of a shift pulse, which raises the shift line up to zero potential. Diode D_1 will then conduct on the negative half-cycle of voltage across stage (1), charging C_T ,

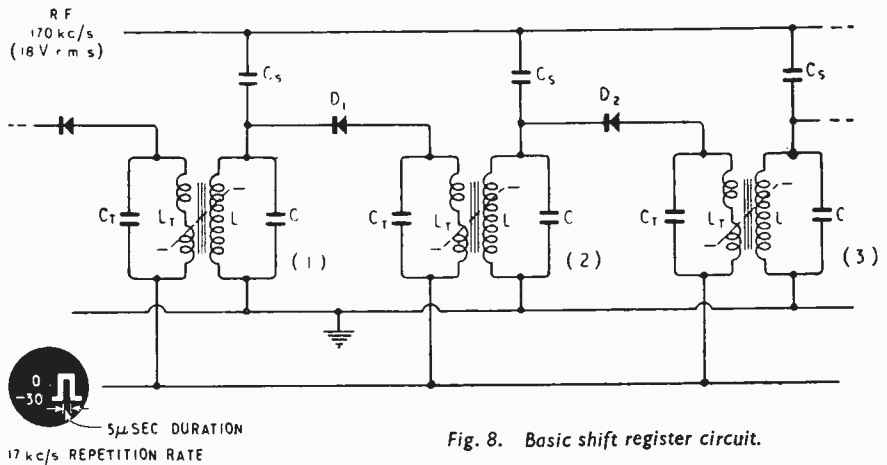


Fig. 8. Basic shift register circuit.




Fig. 9. Construction of a 28-stage shift register.

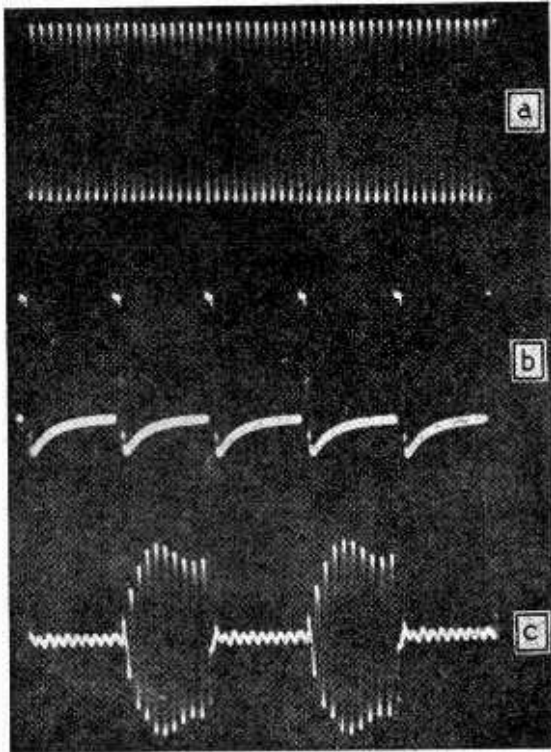


Fig. 10. Shift register oscillograms: (a) stage "on," no shift pulse, (b) shift pulse, (c) "on," "off" pattern.

and in so doing stage (1) is switched to the "off" condition due to the voltage e falling below the critical value (e_c), Fig. 2(c). The discharge of C_T through L_T is sufficient to switch stage (2) "on" after the shift pulse has ceased, since the resultant trigger current modifies the susceptance curve to such an extent that point C, Fig. 2(b), becomes the only point of intersection. Since this is the stable "on" condition, stage (2) will remain "on" until the arrival of the next shift pulse, when stage (2) will be turned "off" and stage (3) "on."

The value of C_T must be such that it will provide sufficient damping to reduce the voltage (e_{ON}) below the critical value (e_c) in order to switch off, while it will be apparent that in order to obtain the maximum available switching energy, the shift pulse must be critically phased with respect to (e_{ON}). Fig. 10 shows typical oscillograph waveforms in the "off" and "on" conditions, together with the relative phasing of the shift pulse.

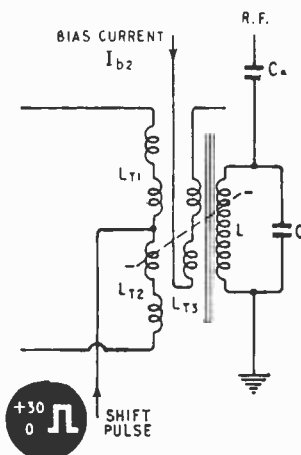
When additional circuits are required to be operated by a register stage they can either be connected direct to the output with some reduction in permissible variation of supply

voltage E , or via buffer stages. With this method it is only necessary to insert the trigger winding of the buffer in series with the appropriate trigger winding in the shift register, using the buffer output to feed the additional circuits.

Alternative Register Circuit

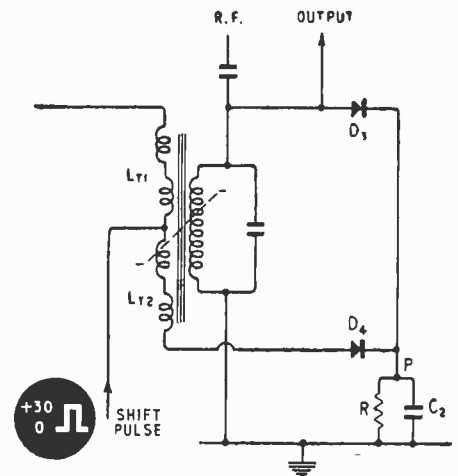
A different operating mode can be obtained if the instability existing in branch Q (Fig. 3) is utilized, since in this regime the basic unit can be switched to either "on" or "off" states by either decrease or increase of trigger current I_{b2} (Fig. 4). The fundamental circuit is shown in Fig. 11 and has in addition to C_s , L and C , three windings, L_{T1} , L_{T2} , L_{T3} , each balanced to r.f. Winding L_{T3} is a bias winding which is connected in series with all bias windings of other stages and through which a standing current I_{b2} is passed (Fig. 4). The winding sense of L_{T1} is such that a positive current pulse through it will aid the standing bias, while L_{T2} is in the opposite sense, i.e., a positive current pulse through L_{T2} will oppose the standing bias. If a current pulse of value $(I_{b4} - I_{b2})$ (Fig. 3) is applied through L_{T1} the stage will be switched "off," while if the same pulse is applied instead through L_{T2} , the stage will be switched "on." If the same current pulse is applied through L_{T1} and L_{T2} simultaneously, however, their net effect is nil and the stage is undisturbed.

In Fig. 12 is shown the basic stage used for both register and logic circuits, where it will be seen that diodes D_3 and D_4 , capacitor C_2 and resistor R have been added to the circuit of Fig. 11. The output of the stage is rectified by D_3 and gives a high or low positive voltage at P according to whether the stage is in the "on" or "off" condition. Resistor R forms a discharge path for capacitor C_2 , the time constant C_2R being chosen to be somewhat less than the period between successive shift pulses. When the shift pulse appears, therefore, if the stage was "off" P will be at $+2V$, diode D_4 will conduct, current will flow through L_{T2} and the stage will be switched "on." If a similar current is simultan-



Above: Fig. 11. Fundamental circuit using instability in branch Q.

Fig. 12. Ferroresonant stage used for register and logic circuits. (The bias winding shown in Fig. 11 is omitted here for clarity.)



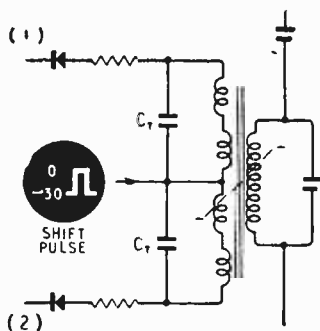


Fig. 13. Circuit of Boolean Adder or OR gate.

ously passed through L_{T1} , however, the stage will be left in the "off" condition. If the stage was previously "on," P will be at +30V, no current will flow through L_{T2} and the stage will remain on. Current through L_{T1} however would again switch the stage to the "off" condition. It will be apparent therefore that L_{T1} can be used as a control winding, since every time current is permitted to flow through it, the stage is switched "off."

Logic Circuits.—The logic circuits to be described are divided into two groups: (a) those operating in branch P, Fig. 3 (i.e., without bias current), and (b) those operating in branch Q, Fig. 3 (with bias current). The former group will be described first. Each logic circuit is considered as having two input terminals for connection to the outputs of any two stages, but for the purposes of description an input is only deemed to be present when fed from a stage in the "on" condition.

The OR gate or Boolean Adder is the simplest logic circuit, since it is required to give an output when either one or both inputs are present. Fig. 13 shows a method of obtaining the OR gate, where the two inputs are fed to separate trigger windings.

The BUT NOT gate is required to give an output when one input only is present, all other conditions giving no output. This requirement is met by using the same arrangement as for the OR circuit (Fig. 13) with the exception that the effective winding direction of one of the triggers is reversed with respect to the other. This means that there will be an output when either input is present, but with two simultaneous inputs the two magnetizing fields cancel and there is no output. To obtain an INVERTER it is only necessary to feed one of the two trigger circuits from a d.c. source with the signal applied to the other.

The AND gate is required to give an output only when both inputs are present and this can be provided by either using a diode gate feeding a subsequent basic stage as shown in Fig. 14, or by a

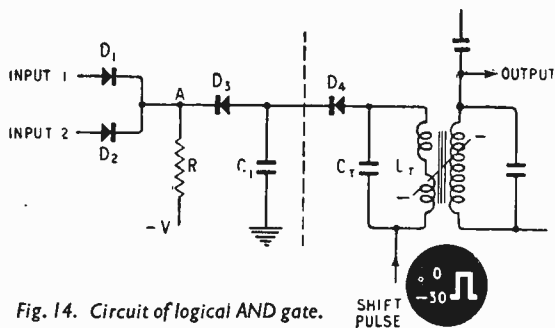
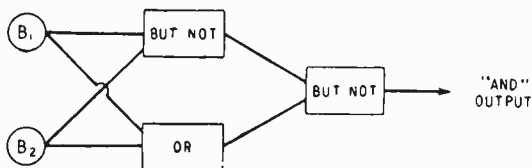


Fig. 14. Circuit of logical AND gate.

Fig. 15. Alternative arrangement for obtaining logical AND gate.



combination of BUT NOT and OR circuits as shown in Fig. 15. The diode gate (to left of dotted line) operates as follows. Assuming diodes D_1 and D_2 non-conducting, C_1 is charged negatively from V through R and the forward impedance of the diode D_3 . When the next shift pulse arrives D_1 conducts and C_1 is discharged through the trigger circuit ($C_T L_T$) of the basic stage. If either input (1) or (2) is in the off condition, however, the appropriate diode (D_1 or D_2) conducts and holds point A effectively at earth, and C_1 does not charge. Assuming both inputs "on," C_1 is permitted to charge to the peak value of the negative half-cycle of the input signal, while on positive cycles of the input point A follows the input and D_3 does not conduct.

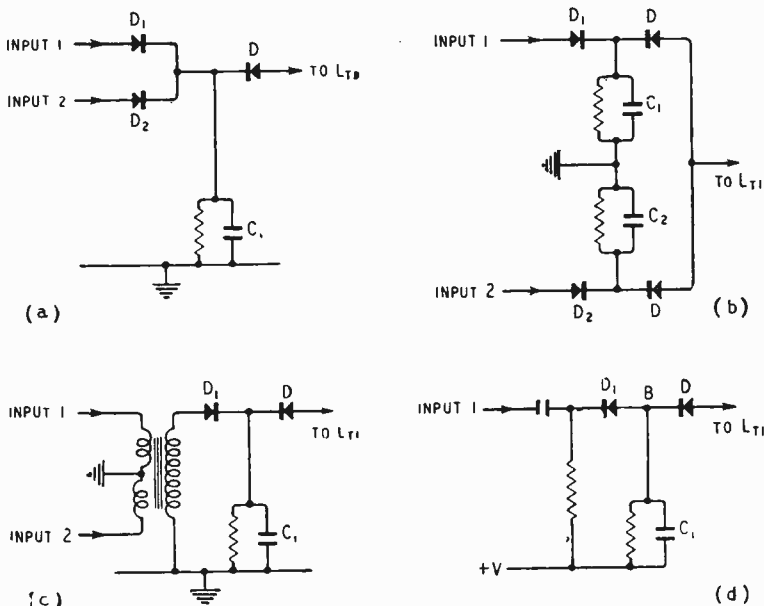


Fig. 16. Logic circuits for branch Q operation. (The actual ferroresonant stages are omitted for the sake of clarity.)

In the alternative method of obtaining the AND circuit (See Fig. 15) the AND answer is obtained after two operations. In the first operation each input (B_1 and B_2) is fed simultaneously to both the BUT NOT and OR stage. In the second operation the outputs of these two stages are fed to the input of a BUT NOT stage, the output of which gives the AND answer. Due to the fact that two operations are necessary, the answer is delayed by the period of two successive shift pulses instead of one as in the previous circuits described.

For operation in branch Q (Fig. 3) the basic circuit (Fig. 12) can be used to perform logic operations if it is arranged that the two logic inputs are combined so as to control the current through L_{T1} in the required manner.

In Fig. 16 (a), a Boolean Adder, the circuit of the basic stage, as previously described, is not shown, but only the circuitry necessary to convert this stage to an OR gate. The INPUT 1 and INPUT 2 are taken from the output terminals of other stages. If either or both inputs are from an "on" stage, C_1 is charged up to +30 volts through diodes D_1 or D_2 or both, and this potential inhibits diode D from conducting during the shift pulse. No current will flow through L_{T1} , therefore, and the stage will not be switched "off." If neither input is present however, diode D conducts during the shift pulse and the current through L_{T1} will switch the stage "off." The requirement for an output when either or both inputs are present is then satisfied.

The additional circuitry for an AND gate is shown in Fig. 16 (b), where unless both diodes D are inhibited, shift pulse current will flow through L_{T1} and switch the stage "off." Since the diodes D will only inhibit when both C_1 and C_2 are fed from "on" stages, the requirement is met for an

output only when both of the inputs are present.

In Fig. 16(c) is shown the circuitry necessary to precede a basic stage to convert it into a BUT NOT gate. The two inputs are fed to a 1:1 transformer with double-wound primaries of opposite sense and of sufficient inductance to present a negligible load on either input. Accordingly an output from the secondary of the transformer (and hence inhibition of diode D) is only available when either, but not both, inputs are present. The requirement for the BUT NOT gate is then satisfied.

In Fig. 16(d) is shown the circuitry necessary to convert the basic stage into an INVERTER. When no input is present, point B is sufficiently positive (due to bias voltage V) to prevent diode D conducting when the shift pulse is present. No current can then flow through L_{T1} to switch the stage "off." When there is an input however, C_1 is charged negatively with respect to +V through the diode D_1 such that the voltage at point B becomes approximately zero. When a shift pulse arrives, therefore, diode D will conduct and current flows through L_{T1} , switching the stage "off." The output therefore will be the inverse of the input signal.

Bibliography

1. "Magnetic Materials." F. Brailsford, Methuen Monographs.
2. "A Comparison of Metals and Ferrites for High Speed Pulse Operation." Brown, Buck, Menyak, *Communications and Electronics*, Jan. 1955, page 631.
3. "Magnetic Amplifiers." George Ettinger, Methuen Monographs.
4. "Ferroresonant Flip-Flops." Carl Isborn, *Electronics*, April 1952, page 121.
5. "Shifting Register using Ferroresonant Flip-Flops." S. Duinker, *J. Applied Scientific Research*, Section B, Vol. 4, No. 5, 1955.
6. Philips Research Report No. 8, 1953, S. Duinker.

COMMERCIAL LITERATURE

Interference Suppressors (for inclusion in mains leads of appliances) covering l.w., m.w., s.w., and Band-I television. Also **Television Interference Filters** (for inclusion in aerial feeders of sets): Type E5031, Band I only, eliminates 70 Mc/s and above; Type E5037, Bands I and III, eliminates 40 Mc/s and below; Type E5038, Bands I and III, eliminates 40 Mc/s and below and also 70-170 Mc/s. Leaflets from Labgear, Willow Place, Cambridge.

Portable Record Player with 4-speed auto-changer (including 16 r.p.m.) and turnover crystal pickup with permanent sapphire needles. Notable for cabinet moulded in one piece from resin-bonded wood laminate, claimed to give improved reproduction. Leaflet from Fidelity Radio, 11-13, Blechyn-den Street, London, W.11.

"Variac" voltage-regulating transformers. A price list and abridged catalogue, giving basic data on all types available, from Claude Lyons, Valley Works, 4-10, Ware Road, Hoddesdon, Herts.

Unit-Construction Cabinets, telescopic mountings and cabinet fittings. Illustrated catalogues with detailed drawings showing the dimensions and construction of components in the various gauges. From Hallam, Sleigh and Cheston (Widney Dorlec), Oldfield Road, Maidenhead, Berks.

Three-Phase Transformers of improved construction with cores of cold-rolled grain-oriented silicon steel, permitting higher flux density and giving higher efficiency for given weight and volume. Smaller types hermetically sealed and oil-filled and larger ones with open-type construction and normal impregnation. Max. rating 2.5 kVA at 50 c/s; star or delta connections. Leaflet from Parmeko, Percy Road, Aylestone Park, Leicester.

Audio Transistor Circuits using junction types OC70, OC71 and OC72. An RC-coupled hearing-aid; a transformer-coupled hearing-aid; an earthed-base preamplifier

circuit; and a 200-mW a.f. amplifier with push-pull output, suitable for use with a crystal pickup or as a.f. stages of battery receiver. Leaflet from Mullard, Century House, Shaftesbury Avenue, London, W.C.2. Also a leaflet on a **Dual-Trace Oscilloscope** (Y amplifier 5 c/s - 4 Mc/s bandwidth), an oscilloscope 35-mm camera and an oscilloscope probe.

L.F. Variable Attenuator, reversible, with range of 0-70dB in 1dB steps; input and output impedance 600Ω. Errors negligible up to 200 kc/s and do not exceed 2.5dB at 1 Mc/s with high attenuation. Leaflet from Advance Components, Roebuck Road, Hainault, Essex.

Relays, Contactors and Counters; illustrated leaflet with data on type of energization, sensitivity, contact arrangement and size. From Relais Stomm, 55, Rue Hoche, Vanves (Seine), France.

AM/FM Receiver, 7-valve, 4-band, constructional details. A booklet with theoretical circuit, point-to-point wiring, chassis dimensions, photographs, and full alignment instructions for both a.m. and f.m. sections. From Weymouth Radio Manufacturing Co., Crescent Street, Weymouth, Dorset.

Terminal Lugs, through-type, suitable for use in various thicknesses of Paxolin. Ratings 10 and 15 amps. Abridged catalogue (containing also other types of terminals) and technical bulletin; available to the trade from Harwin Engineers, 101-105, Nibthwaite Road, Harrow, Middlesex.

Battery-Powered Record Playing Unit, for 7-in 45-r.p.m. discs. Current consumption averaging $\frac{1}{2}$ watt over useful life of battery. Standard model intended for 6-V dry battery but motor can be wound for anything up to 24 V. Crystal pickup (single stylus) or, for export, ceramic and magnetic types. Leaflet from Garrard Engineering and Manufacturing Co., Swindon, Wilts.

Two-Channel Stereophonic Sound Systems

By F. H. BRITAIN* and D. M. LEAKEY,* B.Sc.

2.—Details of the Methods Used in G.E.C. Demonstrations

It was shown in the first part of this article (May issue, p. 206) that a two-channel stereophonic system should consist of two identical but separate channels, each separately fed from a suitably placed microphone and each feeding a separate loudspeaker. Directional microphones placed close together are to be preferred to pick up the sounds; and at the reproducing end the loudspeakers should have suitable directional properties to increase the area of satisfactory stereophonic listening. Complete separation of the two channels was envisaged, but, in a practical system, cross-connection between the channels may be used in order to achieve the desired characteristics.

Fig. 1 shows a block schematic diagram of a complete two-channel system with all the essential features included.

At the sound pick-up end of the chain the two microphones feed two separate but identical low-noise pre-amplifiers which bring the signals to a suitable level for switching and cross-connection, if required. This is followed by ganged fader controls and a balance control to equalize the channel gains. From the balancer two separate, but again identical, tape amplifiers feed the two recording heads which make two tracks on a single tape of normal width.

Monitoring facilities, usually in the form of a head-

* Research Laboratories of the General Electric Co., Ltd., Wembley.

Fig. 1. Complete two-channel stereophonic sound system.

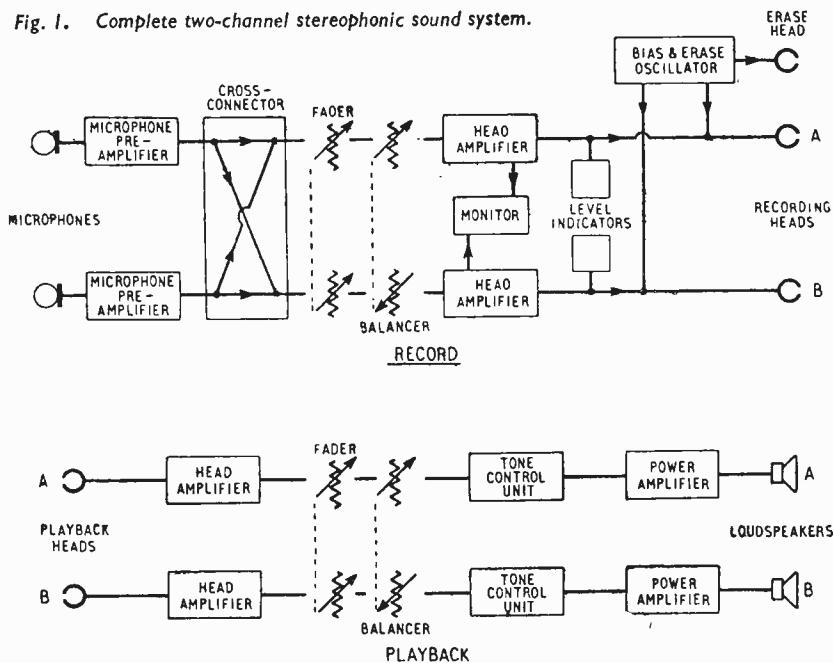
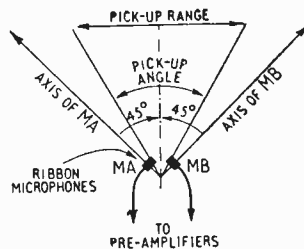


Fig. 2. Diagram showing 60° angle of sound pick-up for ribbon microphones mounted at 90° and not interconnected.



set with the earpieces fed separately from the two channels, must be provided to balance the system. Separate visual level indicators for the two channels are also required. It is important to note, however, that when setting up the system only the channel receiving the louder sounds can be run at the maximum recording level, the level of the other channel being dictated by balance considerations.

For playing back the tape two separate heads feed two separate low-noise amplifiers equipped with the necessary post-recording equalizing networks. The signals then pass via the ganged faders and balance control to any tone controls which may be required, and from them to the power amplifiers feeding the loudspeakers.

Deviations from this outlined scheme are quite permissible, and in the G.E.C. system to be described, small variations will be found. Each item will be described in turn while working through the system. Most emphasis will be placed on the microphone and loudspeaker arrangements, since these items differ most from normal single-channel practice.

Sound Pick-up.—Two ribbon microphones with "figure of eight" polar response are used. They are placed as close together as possible to avoid time of arrival differences of the sound at the microphones and are set with their axes at 45° on either side of the recording centre line; as shown in Fig. 2. Fig. 3 shows a pair of G.E.C. "Senior" ribbon microphones, specially mounted, which




Fig. 3. G.E.C. "Senior" ribbon microphones mounted with their axes at 90°.

have the required frequency response and a polar distribution which is virtually independent of frequency up to 12 kc/s. The polar response of these microphones is shown in Fig. 4 and compared with the required curve which was given in the previous article and here shown dotted. It can be seen that, for the correct positioning of the virtual sound images at the receiving end of the system, the angle of pick-up is limited to about 60°. However, by cross-connection between the outputs of the microphones (after the preamplifiers) it is possible to obtain a good approximation to the required curve for a 90° angle of pick-up. This is illustrated in Fig. 5.

An obvious trouble arising from the use of ribbon microphones is the presence of a response from the rear of the microphones which picks up sounds which are reversed as regards right and left compared with the pick-up from the front of the microphones. At low frequencies this may help to pick up hall reverberation and position it, but at high frequencies it can lead to very undesirable muddle. To reduce this effect a thick quilt of cellulose wadding is suspended

a short distance behind the microphones to reduce the high-frequency pick-up from the backs of the microphones.

Microphone Pre-amplifiers.—The microphones feed two identical low-noise, two-stage amplifiers of conventional design.

Cross-connector, Fader and Balancer.—The design of the cross-connector depends very much on the effect which is desired. For the purpose of increasing the pick-up angle to 90°, only a simple resistance mixer circuit is used.

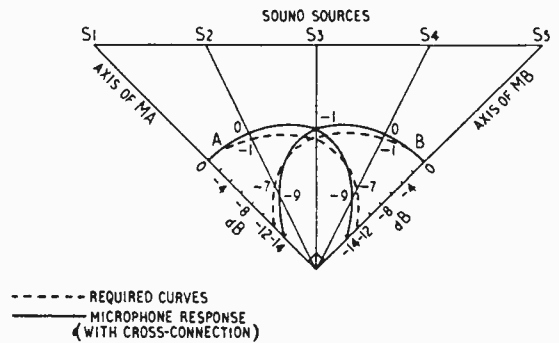
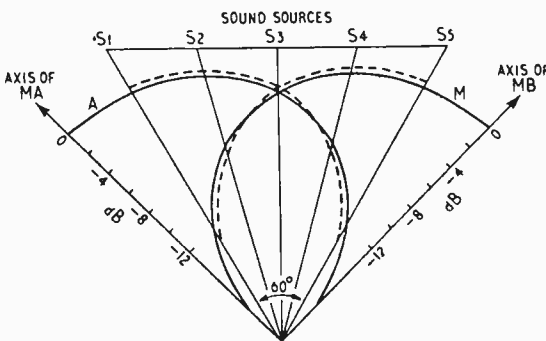
The fader consists of two ganged linear wire-wound potentiometers which were chosen because they stay accurately ganged at all settings, which is essential if the balance control is not to be operated every time that the gain is changed. The use of linear potentiometers meant that a signal level change of only about 20 dB could be handled. To overcome this trouble, separate logarithmic potentiometers were included in each channel. By their use both the overall gain and the balance could be controlled, leaving the ganged fader for fine control of the level.

Tape Deck and Amplifiers.—Modified "Truvox" tape decks and amplifiers are used. The following modifications were made to the deck itself:

(1) The erase head was replaced by a second record/playback head operating on the second track. At the time of construction stacked heads were not generally available so that spaced heads had to be employed. The removal of the erase head meant that only "cleaned" tape could be used, but this was not found to be a serious difficulty. The alignment and spacing of the two heads had to be very accurately set so that tapes would be interchangeable on various machines.

(2) The tape speed was increased to 12 in/sec. This was done for three reasons: to improve the high-frequency response, to lessen the accuracy necessary in setting up the head spacing, and to ease editing. The mechanical accuracy necessary when setting up the heads is a direct function of the tape speed. At a tape speed of 7½ in/sec an error in the head spacing of ten-thousandths of an inch would result in an effective time displacement of about 1¼ milliseconds. The speed of 12 in/sec was an arbitrary figure since only experimental machines were to be constructed.

The modifications to the "Truvox" amplifiers which were used both for recording and playback,

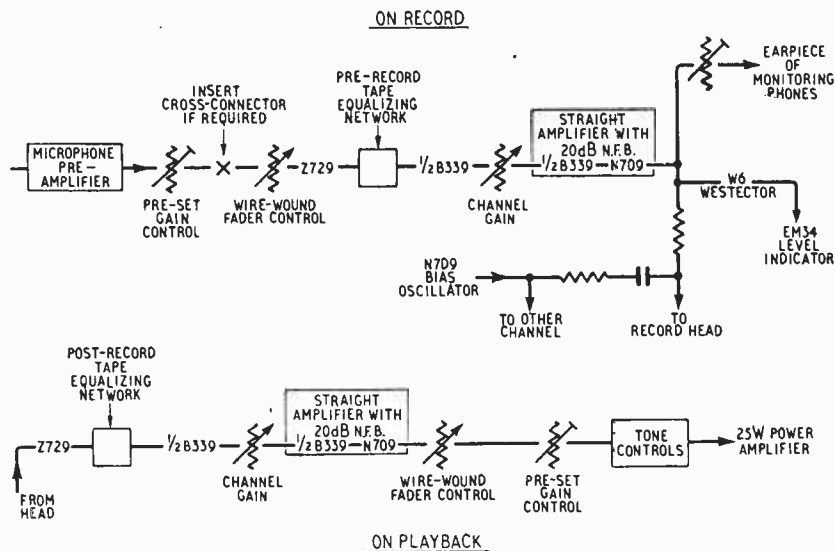


Left:—Fig. 4. Polar response of microphones compared with the ideal curve for 60° pick-up angle and (right) Fig. 5. Polar response of microphones with cross connection for 90° pick-up angle compared with ideal curve. Cross-connection signals (level -14dB) phased to add to straight-through signals.

with suitable switching of circuits, were made to improve, among other things, the frequency response below 50 c/s and to remove one oscillator from the pair of recording amplifiers. A schematic diagram of the modified circuits and a summary of the performance is given in Fig. 6, whilst Fig. 7 shows a photograph of one of these machines.

Playback Fader and Balancer.—The arrangement is similar to that used for recording.

Tone Control Units.—For simplicity in opera-



Above:—Fig. 6. Outline of circuit of tape amplifiers, one channel only. The other channel is identical. Overall frequency response (excluding microphone and loudspeaker), ± 2 dB, 30-12,000 c/s; signal/noise (for 2% total distortion recording level), unweighted 48dB, weighted 60dB.

Left:—Fig. 7. Modified "Truvox" tape machine with duplicated amplifier circuits.


tion ganged tone controls should be used, but it was found that separate controls for each channel could be used, provided that they were fitted with calibrated scales so that pairs of controls could be kept at the same setting. Only simple treble and bass "boost" and "cut" controls are necessary, since any corrections for deficiencies in the system can be made permanent.


Power Amplifiers.—Standard 25-watt high-quality amplifiers employing the "ultra-linear" circuit are used.

Loudspeakers.—The design of the loudspeakers is made very difficult, due to the particular directional characteristics which are required. It has been found that it is possible to obtain very satisfactory stereophonic reproduction even when the loudspeakers are non-directional below a frequency of about 1,000 c/s. They can in fact be a pair of standard "octagonal" cabinets housing G.E.C. Metal Cone loudspeakers; other loudspeakers and cabinets could be used if they approach this standard of quality in the bass.

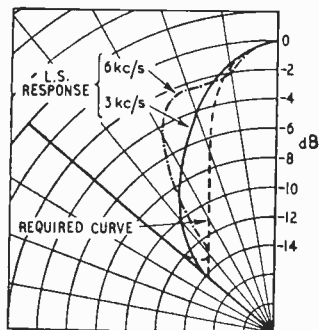
In the treble, two main problems present themselves. First, how to obtain a polar curve which approximates to the required shape and maintains it over a range of frequencies. Secondly, to see that any of the devices which are used to obtain the required polar curve do not influence the frequency response of the system. A reflector-mounted pressure unit gave satisfactory results and is shown in

Below:—Fig. 8. Experimental treble reflector loudspeaker.





Above:—Fig. 9. Experimental treble miniature "line source" loudspeaker.



Left:—Fig. 10. Polar response curve of an experimental treble loudspeaker unit (not those shown in photographs).

Fig. 8. Fig. 9 shows a miniature "line source" loudspeaker consisting of four small high-frequency units; the line must be graded in intensity to give the required polar response at a frequency just in the working range of the units, and the effective length of the line must then be made proportional to the wavelength in order to maintain the polar response independent of frequency. Considerable difficulty will be experienced from unwanted "lobes"; these can be reduced by use of sound-absorbing screens.

It has been found in practice that normal domestic 8-in and 10-in loudspeakers are sufficiently directional at the higher frequencies to produce some correction for "off axis" listening. It is also possible that the new wide-range electrostatic loudspeakers now becoming available may have advantages, since they can be made with a "figure-of-eight" polar response, and it may prove possible to modify this shape to the curve actually required.

Loudspeaker Positions.—Fig. 11 shows a preferred listening arrangement, the loudspeakers being set at suitable angles to produce the required polar response along the front listening line. This usually requires that the loudspeakers be pointed towards the extreme listener at the opposite end of the front row of the audience as illustrated. The most serious trouble that can arise with such a system is usually due to reflections from the side walls of the room. It is sometimes necessary to hang curtains on the side walls where the loudspeakers are pointing at them.

Conclusions.—It is most necessary to point out that there are very definite limitations to two-channel systems; they represent the minimum additional apparatus that has to be employed in order to reproduce sounds with spatial separation. For example, they cannot be used if the loudspeaker spacing is very much more than 20 feet with a front listening line rather nearer than this distance. The reason for this is that it is not possible to compensate late arrival time by means of additional

loudness for more than a few milliseconds. Also, with only two channels, it is not possible to change the apparent reverberation time of the listener's surroundings, or to reproduce sounds which should come from behind him. To do this additional channels must be used.

Since there are a number of compromises which have to be made in the design of any stereophonic system, it follows that there must be several, not one single, solutions to the problem. Many of the compromises of to-day will change with the knowledge of to-morrow and so we may expect to see many stages towards perfection.

It is perhaps more difficult to express the performance of a stereophonic system in figures which have any meaning to a normal reader than any other feature of sound reproduction. However, the system just described was given a searching test before an audience of some hundreds of people. The test was as follows. A particular piece of music played on a piano on the stage was recorded in the actual hall in which the demonstration was to be given. During the demonstration, the sound image of the recorded piano was superimposed on top of the actual piano. To check both the position and the quality of the reproduction, the piece was carefully rehearsed and the pianist, who kept time with the tape recording by means of an earphone, played some of the notes directly on the piano; other notes were played from the tape. In all there were 14 changes between the live piano and the stereophonic system in the space of four minutes and all but three went undetected by the audience who, in spite of looking straight at the piano from a short distance, were unable to detect the reproduced sound by change of position or quality.

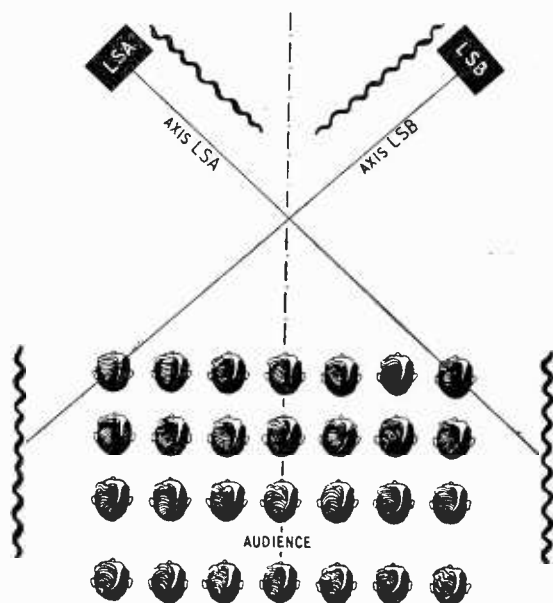


Fig. 11. Listening set-up, showing positions of curtaining to reduce the more undesirable reflections.

DEVELOPMENTS IN

SOUND REPRODUCTION

New Equipment Shown at Recent Exhibitions

THIS year has been one of unprecedented activity in the field of sound reproduction and the number and variety of new amplifiers and associated equipment shown by manufacturers at the first London Audio Fair, the British Sound Recording Association's exhibition and the Radio Components Show reached a level which was matched only by the spread of interest in matters relating to high-quality sound among the general public.

It was noticeable that many manufacturers who have hitherto addressed themselves to the initiated few had gone out of their way to prepare literature explaining technicalities in a way which could be readily understood by the tyro.

Another significant trend was the increased number of "integrated" sound systems in which the various parts, although still available separately, are designed to match each other and provide a specified overall performance. For those who know what they want and how to get it there is still the possibility of building a system with pickup X, amplifier Y and loudspeaker Z, but newcomers are better served by being able to choose between the complete outfits now offered by manufacturers X, Y and Z.

Loudspeakers.—The constant-charge, push-pull electrostatic principle, which is capable of giving reproduction virtually free from harmonic distortion, is incorporated in new loudspeakers which were shown by Leak, Acoustical, and Goodmans.


The Leak unit functions from 1000 c/s upwards and is used, in conjunction with a cross-over filter, with a moving-coil loudspeaker for lower frequencies.

In the Acoustical unit which measures 33in × 25in × 3in and resembles a fire screen the frequency range extends down to 50 c/s. A central medium- and high-frequency strip is flanked on both sides by low-frequency diaphragms and the mutual acoustical loading is arranged to give an integrated output on complex sounds. There is no cabinet or baffle, and the "figure-of-eight" radiation characteristic can be exploited to minimize the effects of room acoustics. It is stated that at maximum output a sound level of about 95 phons will be obtained in the average living room.

Development models of a full-frequency-range electrostatic loudspeaker were demonstrated by Goodmans, but no details of construction were disclosed.


The "Ionophone" which converts electrical to sound energy through movement of the molecules in a region of ionized air has now reached the production stage in the Type D15 unit made by Plessey. It has been found possible to dispense with the rich positive ion source material, which in the original invention was used to coat the anode, and was somewhat variable in performance, and to use a stable refractory oxide material (kanthal) which does not "sputter" to form any coating on the walls of the quartz cell. The unit is horn loaded and covers frequencies from 2000c/s upwards.

Horn loading is employed in the Lowther TP1 reproducer which has a moving coil drive with a magnet flux density of more than 20,000 gauss and an electro-acoustical efficiency rated at 50 to 60%. Also horn loaded is a new high-frequency unit

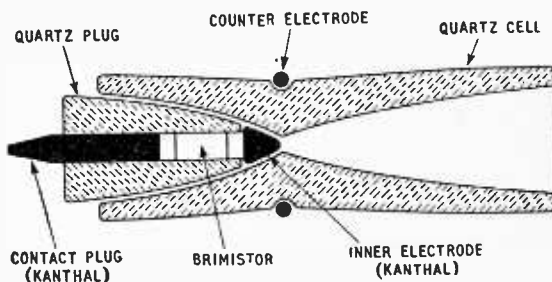



"Acoustical" constant-charge electrostatic loudspeaker.

Right:—Modified glow discharge cell ("Ionophone").



Above:—Plessey "Ionophone" in production form.





Above: — Trix "line source" column loudspeakers.

Whiteley 12in Duplex loudspeaker with "mid-frequency stabilizers."

Right: — G.E.C. metal-cone loudspeaker with new high-frequency insert unit.

introduced by Tannoy to meet a demand, primarily from America, for separate h.f. and l.f. sources. Normally, of course, a dual-concentric unit forms the basis of the Tannoy "G.R.F." and other enclosures.

To extend and improve the high-frequency range of the G.E.C. metal-cone loudspeaker a moving-coil h.f. unit has been developed which screws into the centre pole of the main magnet in place of the existing "bung" equalizer. It has a small metal diaphragm with a tangentially-slotted cover designed to give wide-angle dispersion at high frequencies. The response is stated to be within 2 dB of the level at 5 kc/s from 1.5 kc/s to 13.5 kc/s.

An extended frequency range is provided in a new dual unit introduced by Reproducers and Amplifiers in which a 5in "tweeter" is mounted concentrically with a 12in "woofer." The units make use of the R & A concentric principle of assembly and have phosphor bronze voice-coil leads integrally moulded with the bakelized linen centring-member.

Loudspeakers of 12in diameter and above in the Whiteley range are now fitted with "mid-frequency stabilizers" which consist of circular patches of damping material arranged to control subsidiary vibrations and improve the delayed response characteristics. A new 8in unit (Type DC816) with 16,000-gauss magnet has been introduced for the middle and high frequency range, and another new development is the introduction of tapped voice coils in some models to give alternative impedances of 3, 7.5 or 15 ohms in the same unit.

For use in miniaturized circuits with printed wiring, Plessey now make a 6in x 4in inverted elliptical


speaker with a depth of only 1½in. This can be supplied with a centre-tapped voice coil (30 to 100 ohms) for direct connection in transistor push-pull output circuits.

The design of baffles and enclosures is of equal importance to that of the loudspeaker, particularly at very low frequencies. In the "standard" Lockwood loudspeaker cabinet the principles outlined by D. E. L. Shorter (*Wireless World*, November and December, 1950) are followed, and a corner cabinet version demonstrated at the B.S.R.A. exhibition, had provision for three loudspeaker units.


To reduce the cabinet volume Goodmans Industries have evolved a design incorporating an acoustic resistance unit (ARU) which also gives an extended bass response, in accordance with the principles explained by E. J. Jordan (*Wireless World*, February, 1956).

Several new cabinet designs have been evolved by Wharfedale. One is for their new Bronze/CSB unit and another for the "Super 3" high-frequency unit, which is mounted with the axis vertical. A combination of these two (FS/10 Reflex), designed for use with stereophonic sound systems, was demonstrated.

Freedom from undesirable reverberation can often be achieved and economies in power requirements are always effected by the use of vertical line-source arrays of loudspeakers which can be graded to concentrate the radiation fanwise over an audience. Trix have now produced two such column speakers in attractive housings: Model CL80 (6ft) is rated for 6-10 watts and Model CL40 (3ft 3in) for 3-5 watts.



"Trixonic 800" combined amplifier and pre-amplifier.



Thermionic Products pre-amplifier (for TP100 10 watt amplifier).

Amplifiers.—Although three makers—Lustraphone, Grampian and Whiteley—were showing transistor a.f. amplifiers the valve amplifier is still the obvious choice for the majority of sound reproducing equipments.

E.M.I. who have hitherto confined their attention in the sound reproduction field to high-quality radio-gramophones have now entered the market with a wide range of unit loudspeakers and amplifiers. Typical of the latter is the Model 3056, rated at 20 watts, which is of clean appearance with sunk valve sockets. Its associated pre-amplifier and equalizer Model 3055 is designed on miniature lines and uses the printed circuit technique.

A notably clean and accessible wiring layout has been adopted in the control unit of the Thermionic Products TP100 amplifier (10 watt). Blank wafers spaced behind the selector switches are used to support the components associated with the contacts, giving a neat and workmanlike appearance.

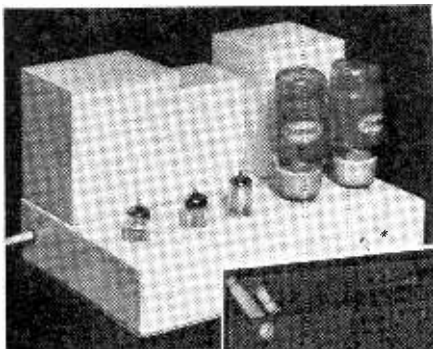
For those who do not require the pre-amplifier as a separate unit Trix have produced a single amplifier unit "Trixonix 800" rated at 8 watts in which the controls are partly shrouded on a sloping front panel. There is a rumble filter and automatic bass and treble compensation at low levels. Compensation for the characteristics of the ear is also available in the "Avantic" DL7-35 amplifier with which Beam Echo, Ltd., have entered the field of sound reproduction, and was noted also in the Pye HF5/8 which is of unit construction and is available either in chassis form or in a cabinet to match Pye loudspeakers.

Built-in rumble filters to correct for the shortcomings of early gramophone motors are now seen to be fitted as a matter of course, and were noted among others in the R.C.A. High Fidelity amplifier and the Tannoy "Autograph" pre-amplifier.

A new type of "ultra-linear" feedback is introduced in the latest amplifiers by Lowther, who claim that the use of the suppressor grid for this purpose has improved performance.

Radio Feeder Units.—Nowadays the majority of feeder units are for v.h.f./f.m. reception only, but C. T. Chapman (Reproducers) make a combined f.m./a.m. unit designed to extract the best possible reception from Continental medium- and long-wave stations and to give world-wide coverage on short waves. The sensitivity is of the order of $10 \mu\text{V}$ on all ranges. This firm also offers a fringe-area v.h.f. feeder-unit (FM81 Mk II) the sensitivity of which is stated to be $4 \mu\text{V}$ for 20 dB quieting.


Two marked trends are evident this year in v.h.f. receivers; the use of switched pre-set tuning for the three B.B.C. programmes and a real effort to secure frequency stability by one means or another. With luck and/or a lot of patience a straightforward circuit can show inherent stability through the mutual




"Emisonic" Model 3055 pre-amplifier and (above) 20-watt main amplifier (Model 3056).




Tannoy "Autograph" pre-amplifier.




G.E.C. Model BCS-1350 v.h.f. feeder unit.




Above:—Pye HF5/8 amplifier in cabinet form.

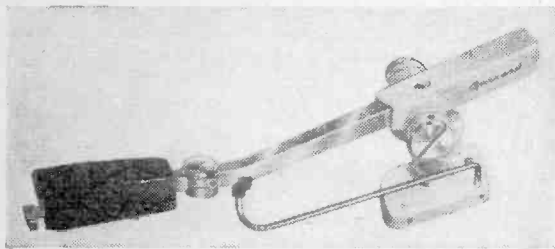





Ferrogaph "66" tape recorder unit.




Truvox RI tape recorder with chassis removed from case.



Garrard PA10 "transcription" pickup arm.



Garrard Model BAI battery-driven turntable.



Amplifier "brick" for magnetic recording ("Reflectograph").

compensation of the effects of temperature change. The alternative is to apply some form of deliberate frequency control, e.g., through a reactance valve as in the new G.E.C. v.h.f./f.m. pre-tuned receiver (BCS. 1350), the Dynatron Type FM1, the Rogers RD Junior f.m. unit, and the R.C.A. New Orthophonic f.m. tuner, which is also interesting for its use of the 6AL7 tuning indicator which displays two rectangular fluorescent patterns of varying relative height.

Pye are fortunate in owning a subsidiary company which makes quartz crystals, and three (one for each programme) are incorporated in the f.m. unit which has been developed to work in conjunction with the "Black Box" record reproducer. An ECF80 triode-pentode is used to give successive frequency doubling and quadrupling from the crystal fundamental to the oscillator frequency.

Frequency control in the Leak f.m. tuner is effected by a "trough line" which consists of a straight wire surrounded on three sides by a metal channel. This is virtually a transmission line which is less affected by temperature than the coils and capacitors of a conventional LC circuit.

Pickups.—The cantilever stylus mounting which allows vertical displacement to absorb the pinch effect, while reducing the component transferred to the lateral movement to a minimum, is now widely used in pickups of the moving-iron (variable-reluctance), moving-coil and crystal types.

In the Tannoy "Variluctance Mark II" pickup the new "Complidex" stylus is of composite construction with magnetic and non-magnetic materials disposed to make the best use of the magnetic circuit and to give higher compliance with mechanical reliability. The R.C.A. "New Orthophonic" pickup is also of the variable-reluctance type with an 8-pole magnetic circuit designed to eliminate hum pick-up; the movement is encapsulated in plastic to exclude dust and moisture.

An entirely new moving-coil pickup with a cantilever stylus has been introduced by Garrard in which independent control of the lateral and vertical damping and compliance is allowed for. Another new Garrard development is the PA10 "transcription" pickup arm which is variable in length and tracking angle. Playing weight is automatically compensated when arm is extended. The thrust bearing for the vertical pivot is a single steel ball and horizontal pivots are spring-loaded steel cones and ball races.

Cosmocord have now developed a turnover pickup cartridge Type GP61 for tropical conditions with a ceramic piezoelectric element which is stated to give an average output of 0.4 volt on standard 78 r.p.m. and 0.1 volt on microgroove records.

Gramophone Turntables.—A 4-speed record changer (Type 456) with provision for manual as well as automatic operation has been introduced by Collaro. The fourth speed, 16½ r.p.m. is for "talking book" records, and the new mechanism incorporates automatic pickup positioning for mixed 7in, 10in and 12in records.

With a consumption averaging only ½ watt the new Garrard Model BA1 battery-driven turntable created considerable interest. It is designed for small portable record players (with transistor amplifiers?) using 7in, 45-r.p.m. records and can be wound for any voltage (d.c.) up to 24. The standard rating is 4.5V, and a 6-volt battery with 25-ohm variable resistance is recommended to allow for voltage drop during the useful life of the cells. A centrifugal governor maintains the speed over the smaller voltage variations during an hour or so of use.

Magnetic Recorders.—Many unusual refinements are to be found in the M.S.S. Type PMR/10 transportable professional recording equipment. It is designed on the plug-in unit system and a wide variety of specifications can be met by the assembly of the appropriate miniature rack-mounted panels in the "electronics" section. The separate tape transport mechanism has interlocked controls to prevent accidental erasure and a delay mechanism prevents damage to the tape if the replay button is pressed while fast winding. An accurate linear footage indicator is driven by an independent tape capstan.

The tape transport mechanism and the electronic equipment are in separate units in the 8/WB/1 recorder made by Ariel Sound. This is designed to bridge the gap between the "home recorder" and "professional" types of equipment and is provided with separate record and playback channels with switching to monitor the programme before and after

recording. A 4-channel microphone mixer unit can be supplied as an accessory.

Rudman Darlington ("Reflectograph") have developed a series of standard amplifier "bricks" for use in single-channel or stereophonic tape systems. They are equalized to C.C.I.R. standards and can be supplied to work in conjunction with either Wearite, Epsilon or Bradmatic heads. Separate playback or combined record-playback versions are available. The playback units have control panels 3in wide, and for multi-channel work up to six can be accommodated if desired in a standard 19in rack width.

To meet the requirements of those who consider that no high-quality sound installation is now complete without tape recording facilities, Wright and Weaire now supply their Ferrograph recorder in a form (Model 66) which can be readily fitted in a bureau draw or bookcase to blend unobtrusively with the furniture*.

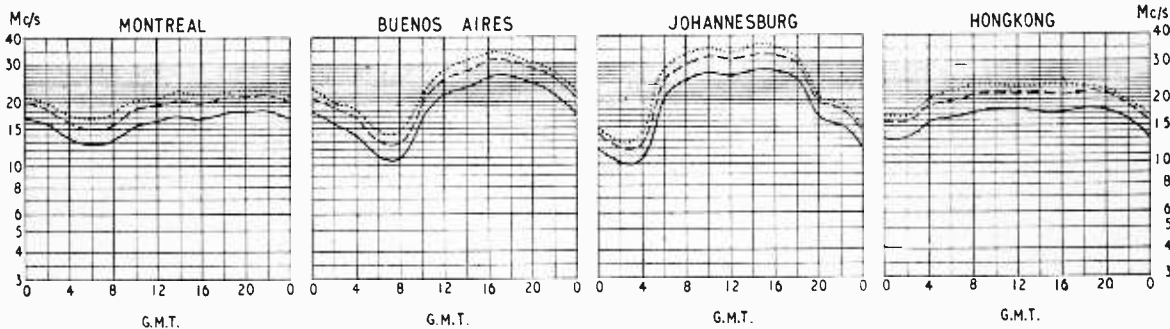
For the first time Truvox are supplying a complete portable recorder (Type R1) incorporating a new deck (Mark IV) with three motors and relay-operated function controls and brake mechanism. The power output is 4 watts into a 10in×6in elliptical loudspeaker.

A new Grundig model (TK5) is a single-speed machine (3¼in/sec) designed to give a performance comparable with the earlier TK9 at a reduced price. The interlocking controls are of the dial type.

The G.E.C. automatic announcer (BCS 3225) is a good example of an industrial application of magnetic recording. Up to 25 parallel tracks can be recorded on 3in wide tape and the appropriate track selected by push-button control of the transverse motion of a playback head. The tape is stored in a large casket and foil contact strips are arranged to rewind the tape automatically at the end of each announcement. The mechanism has recently completed trials at a London station for train announcements.

* See, for example, "High Fidelity Home" by Richard Arbib, *Wireless World*, August, 1955.

SHORT-WAVE CONDITIONS Predictions for July



THE full-line curves given here indicate the highest frequencies likely to be usable at any time of the day or night for reliable communications over four long-distance paths from this country during July.

Broken-line curves give the highest frequencies that will sustain a partial service throughout the same period.

- FREQUENCY BELOW WHICH COMMUNICATION SHOULD BE POSSIBLE FOR 25% OF THE TOTAL TIME
- PREDICTED AVERAGE MAXIMUM USABLE FREQUENCY
- FREQUENCY BELOW WHICH COMMUNICATION SHOULD BE POSSIBLE ON ALL UNDISTURBED DAYS

F.M. TUNING METER

FOR undistorted reproduction of f.m. signals the i.f. characteristic should have a flat top a few hundred kc/s wide and the carrier should be in the centre of it. A voltmeter on the a.v.c. line, if any, or across the stabilizing capacitor of the radio-detector circuits, will indicate the same maximum reading anywhere on the flat top, giving no guidance to the centre point. Worse still, it will lead to completely unsymmetrical tuning if the i.f. is lopsided or dog-eared. The method is commonly used, however, as it permits the use of a "magic eye" indicator which demands an input with one side earthed.

Another type of meter circuit observes the d.c. voltage at the a.f. take-off point of the ratio-detector. This voltage is positive on one side of the correct tuning point and negative on the other, so that a centre-zero meter can be used to find the null point. The disadvantage, apart from the necessity for a centre-zero meter, is that the same (zero) reading is obtained on tune and well away from tune, making the reading difficult to interpret.

The circuit in the diagram combines the above two methods to give a meter reading which is a maximum on the exact centre of tuning and falls away to zero on each side. Imagine R_2 disconnected: if a signal is present the meter will read with the normal flat-topped i.f. response. If the remainder of the circuit is now connected any unbalance voltage at the a.f. take-off point will pass an opposing current through the meter, reducing the reading. The rectifier ensures that the current will oppose that through R_1 whatever the polarity of the unbalance voltage. If the unbalance is zero the opposing cur-

An Exact Tuning Indicator for Ratio-detector Type Circuits

By **ROBERT S. FERGUSON,**
B.Sc.(Eng.), Graduate I.E.E.

rent is zero and the meter will read a maximum, but the slightest mistune will reduce the reading.

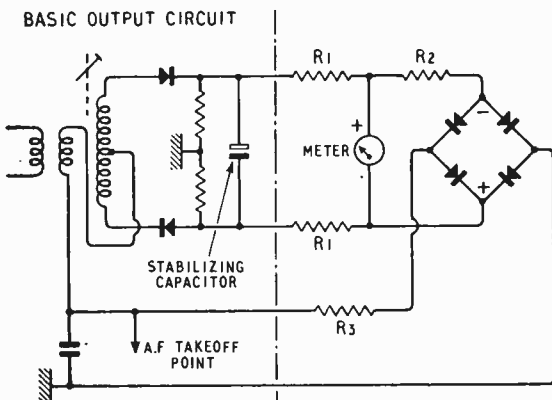
The prototype circuit was tried out on a Jason tuner, but is basically suitable for any ratio-detector circuit. Suitable resistor values are suggested for several meter sensitivities, since one's choice here will depend on what is available. The rectifier is a 1-mA Westinghouse meter rectifier, commonly found in a.c. voltmeters.

The purpose of R_2 is to prevent the rectifier from shunting away from the meter part of the standing current through resistors R_1 and so reducing the maximum possible reading. The extent to which it does so depends upon the resistance of the meter movement, and the value of R_2 should be as low as possible. In some cases it can be zero, and a quick check (with R_2 disconnected) will show what is the smallest value which can be used without reducing the reading by more than, say, 10%. R_2 should be as high as possible to avoid shunting the a.f. output, but higher values will reduce the "sharpening" effect of the unbalance voltage. For this reason 500 microamps is about the least sensitive meter that can be used.

To decide on resistor values for a particular meter and tuner, first connect only the meter and resistors R_1 to the values in the table. Tune in a strong signal and vary the values of R_1 (keeping them equal) to give about 60% full scale or whatever is a convenient maximum reading. Now add the rectifier across the meter (the "wrong" way round, red output lead to negative meter terminal) with R_2 zero. If necessary, insert some resistance at R_2 as described above, to avoid a large drop in reading. Finally, connect R_3 , using for a start a value equal to R_1 , and try the effect of de-tuning. If it is not sharp enough, reduce the value of R_3 .

It may be noticed that the meter reading is a bit unsteady-looking if the tuning is rapidly changed. This is due to the stabilizing capacitor preventing rapid changes of output voltage although the unbalance voltage changes immediately. In practice, of course, the tuning is moved slowly when approaching tune and the effect is not noticeable. Finally, if the output does not sound at its best when the meter reads a maximum it is pretty certain that the tuner requires re-aligning, especially the discriminator stage.

BASIC OUTPUT CIRCUIT



Circuit of the tuning indicator. Suggested values for the resistors (all $\frac{1}{4}$ -W) are:-

Meter Sensitivity	R_1	R_2	R_3
100 μ A	220k	10k	220k
250 μ A	100k	10k	47k
500 μ A	47k	22k	22k

"TELEVISION ENGINEERING"

THE second volume of the B.B.C. engineering training manual with this title has been issued by our publishers. Volume 1 dealt with fundamental television principles, camera tubes and television and electron optics. This volume, by S. W. Amos and D. C. Birkinshaw, describes the fundamental principles of vision-frequency amplifiers and examines the factors which limit their performance at the extremes of the pass-band. Within its 270 pages are 133 figures, including several illustrations of picture faults. It costs 35s, plus 1s 2d postage.

Wafer Cells

New Departure in
Dry-Battery Construction

By R. W. HALLOWS,
M.A. (Cantab), M.I.E.E.

WHEN the dry Leclanché cell first appeared I am not quite sure, but it was certainly more than half a century ago and may well have been considerably earlier than that. In most kinds of electrical apparatus developments and improvements follow one another with such rapidity that it is difficult to think of anything of comparable seniority whose outward appearance, at any rate, has remained unchanged. But, except for the types used in layer-built batteries, this was true of the dry cell until the Burgess Battery Company, of U.S.A., announced a short while ago the commercial production of their "wafer cell."

If one compares the internal construction of the standard cylindrical dry cells of to-day with that of their ancestors, there have been certain changes—all of them improvements, but not very great changes. The sac, which used to contain the depolarizer surrounding the central carbon electrode, has now disappeared from most if not all of them; different makers use their own special mixes of electrolyte and of depolarizer. But the basic make-up of zinc can, sal-ammoniac electrolyte, manganese dioxide depolarizer and brass-capped carbon rod remains very much the same as it was in the beginning. The greatest major change is, perhaps, the use of solid-drawn instead of soldered cans in high-grade cells. The advantage of the solid-drawn can is that it contains one metal only—zinc. Soldering the side-seam and the bottom introduces at least two others, tin and lead, whose presence may lead to undesirable electro-chemical effects.

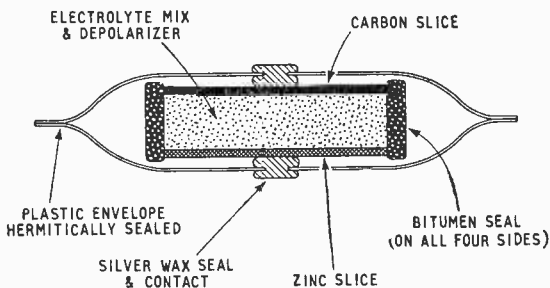



Fig. 1. Showing semi-diagrammatically the construction of the wafer cell.



Method of making up wafer cells into batteries: A, individual cells, showing positive (top) and negative (bottom) faces. B, 15 cells, stacked and heat-sealed into polyester plastic envelope. C, stack taped with positive and negative metal-strip contacts. D, Metal-strip contacts folded down, insulating plates and terminal studs. E, the complete 22½-volt battery sealed into an aluminium container.

The Burgess wafer cell is revolutionary, to say the least of it. Fig. 1 shows semi-diagrammatically how it is constructed. The zinc and carbon electrodes, the electrolyte and the depolarizer, are all there as they always have been, and always must be, in a dry Leclanché cell. But in appearance, in internal make-up and in performance, size for size and weight for weight, the wafer cell is about as different as it possibly could be from the dry cell to which we have become accustomed.

It consists, as the drawing shows, of a sandwich, the electrolyte and depolarizer forming the "meat" between thin slices of carbon and zinc. All four edges of the sandwich are bitumen-sealed, and the whole cell is contained in an envelope of a plastic material known as Pliofilm.

This envelope method of construction is itself an enormously important advance, for it means that the cell cannot puncture. The Pliofilm envelope is completely impervious to the chemical action of either electrolyte or depolarizer and, as its name suggests, it can stretch. It is, in fact, well able to take charge of any gassing that may occur in the cell, without the slightest risk of a burst or a puncture.

Many readers will know by experience what a big step forward this is, having suffered from the devastating effects of a ruptured dry cell in the "innards" of electrical appliances of various kinds. Only a day or two ago, a friend showed me ruefully the wreck

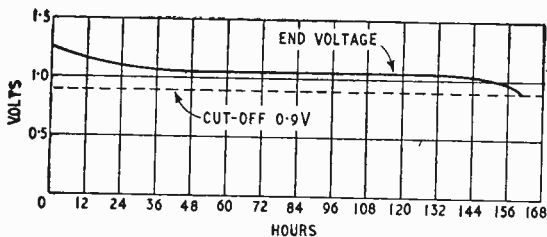


Fig. 2. Discharge through 1,500 ohms for 4 hours per day of "U" wafer cells.

of an expensive electric torch. It had not been used for some weeks. When it was next switched on nothing happened. Examination showed two burst cells, a horrible sticky mess inside the torch and damage by corrosion that was beyond repair. I have suffered in the same way from the effects of a punctured cell which formed part of the dry battery incorporated in the resistance-measuring department of a high-grade (and therefore not low-priced) multi-range measuring instrument. Assurance against damage from puncture is made doubly sure by the methods used for assembling these cells into batteries. The stack of wafer cells is first hermetically sealed into a polyester wrapper and then packed into a leak-proof aluminium container. The various stages of making a wafer cell battery are shown in the photographs.

The manufacture of these wafer cells is entirely automatic: it represents, in fact, complete automation in the production of dry cells. The materials are fed into one end of a machine; from the other the finished cells are delivered. This in itself is bound to lessen the cost of production. But there is more to it than that.

Conserving Zinc

In previous articles in *Wireless World* I have drawn attention to the appalling waste of zinc—by no means one of our commonest or least costly metals—which takes place, year in, year out, in the countless millions of cylindrical dry cells used in the world of to-day. The upper part of the can is not in contact with the electrolyte and there is very little chemical action on its lower part, or on the bottom. Such cells run down to cut-off e.m.f. after delivering only a small percentage of the electro-chemical

equivalent of the zinc in their cans. They are then consigned to the dustbin, for the zinc that they contain would not pay for the cost of recovery.

The sandwich method of construction means that the zinc is not called on to form the container of the cell. Generally speaking, all parts of it are equally acted upon by the electrolyte. Nor would it be of great importance if it were eaten through and punctured in one place. Since the cell is hermetically sealed in its impervious envelope, there would be no loss of moisture. This method then means that the amount of zinc needed to supply the rated ampere-hours of a cell of given capacity can be cut down to something far less than is required in the cylindrical cell. Zinc is a difficult metal to refine, but that used in the wafer cell is 99.9% pure. This must reduce local action to a minimum and greatly increase shelf life.

The reader may be wondering how it is that, if the cell is sealed in an impervious, insulating plastic envelope, external contacts with its positive and negative electrodes are contrived.

The answer is this. After being formed and sealed in the machine each cell passes to a compartment in which, accurately centered up, it has small holes pierced in the top and bottom of the envelope. Into each of these (see Fig. 1) is pressed a "blob" of a softish, highly conductive compound, known as silver wax. This hermetically seals the holes in the envelope and provides the external contacts. Silver wax never becomes entirely rigid. Hence, when the individual cells are made up into batteries the contacts between them remain electrically as good as could be desired, even if the casing of the battery is deformed by rough treatment. There are no soldered joints, as there are in the ordinary dry battery, and open-circuits due to dry joints or faulty workmanship cannot occur.

At present, the Burgess Battery Company is making the wafer cell only in five rather small sizes, which, as shown in the Table, are intended for use in transistor-operated apparatus, in hearing aids and as h.t. batteries in small portable wireless sets. There is no reason why they should not be made in much larger form, and this will no doubt come in time. The only weak point I can find in these wafer cells is their rather high internal resistance. Despite that, their performance is good.

I received batches of Y and U cells—don't, please, confuse this latter size with our British U cells. The

CHARACTERISTICS OF WAFER CELLS ON THE U.S. MARKET

Cell Type	Length (in)	Width (in)	Thickness (in)	Rated Load (Ohms)	Normal Current (mA)	Life to Cut-off (1 V)	Intended Use
Y	$\frac{9}{16}$	$\frac{1}{8}$	0.12	3,000 per cell	0.5	175 hrs at 12 hrs per day	Transistor Apparatus
U	$\frac{1}{2}$	$\frac{3}{16}$	0.11	1,500 per cell	1.0	150 hrs at 12 hrs per day	Transistor Apparatus
K	$1\frac{1}{4}$	$\frac{27}{32}$	0.13	1,500 per cell	1.0	375 hrs at 12 hrs per day	Transistor Apparatus
N	$1\frac{1}{4}$	$\frac{27}{32}$	0.21	166.6 per cell	9.0	53 hrs at 4 hrs per day	H.T. in portable radio
P	$1\frac{1}{8}$	$\frac{1}{8}$	0.22	166.6 per cell	9.0	45 hrs at 4 hrs per day	H.T. in portable radio

Y size is stated to have a life of 175 hours at 0.5 mA, if used for 12 hours per day. The life claimed for the U size at 1.0 mA, discharged for the same periods, is 150 hours. The cut-off in both cases is that obtaining in America: 1.0 V per cell. We usually regard the cut-off for dry cells as 0.9 V.

For my tests I took three U-size cells and discharged them through 1,500 ohms apiece for twelve hours a day. Fig. 2 shows the results obtained, the term "end voltage" meaning the average e.m.f. under load at the end of each day's run. It will be seen that they delivered almost the 150 hours claimed to a cut-off of 1.0 V and that their average life to 0.9 V

was 159 hours. The reason why the life to 1.0 V was a little under 150 hours is probably that Americans keep their living room (and test laboratory) temperatures at 70°F or more, whilst we regard 65°F as sufficient. The ambient temperature makes a good deal of difference to a dry cell's performance.

Summing up, I think that we may fairly say that these wafer cells mark noteworthy advances in reduced production costs, in the more effective use of materials, in the abolition of the possible damage due to punctures and in the considerably smaller size of cells of performance equal to that of their cylindrical counterparts.

"PRECIPITATION STATIC"

American Investigations into its Causes

IT was observed when aircraft were first equipped with radio that serious interference occurred if the aircraft flew into snow. The phenomenon was named "precipitation static" because of its association with snow storms. During the last World War a large-scale research programme was sponsored jointly by the U.S. Army and U.S. Navy in an effort to solve the problem.

The Stanford Research Institute of California is at present conducting research into the phenomenon of precipitation static. The studies show that there are at least three different noise-producing mechanisms contributing to the interference, where only two had been recognized previously. The best known of these is associated with what has been called "autogenous charging." The aircraft, flying through snow or through high clouds which are composed of ice particles, is peppered by the particles and is charged to a high voltage by the same mechanism that causes certain substances to become charged when rubbed with a dry cloth.

The electrical charge builds up until it is relieved by a corona discharge from the wing tips and other extremities. Corona discharge, known to mariners as St. Elmo's fire, occurs as a series of very short pulses. It is a potent generator of electrical noise.

Charged Surfaces

Another type of "precipitation static" noise is produced in aerials mounted under plastic surfaces such as canopies and radomes. Ice particles striking the plastic surface charge it to a high voltage relative to the surrounding metal portions of the aircraft. The charge rapidly builds up until a sparking or "streamering" discharge occurs between the plastic surface and the surrounding metallic structure, with consequent transfer of severe noise into the aerial.

The third mechanism, only recently discovered, by which impinging precipitation produces noise is associated with the effect of individual particles. It was at first expected that the noise generated in antennas under plastic canopies could be avoided by the elimination of the over-surface sparking or streamering. This, in turn, could be accomplished by coating the surfaces with a semiconductor which

allows the charge to drain off gradually rather than build up to the high values which cause sparking. However, when tests were made it was observed that although the noise was reduced by the conductive coatings it was by no means eliminated.

The residual noise has now been found to be due to an individual particle effect. As the aircraft speeds through the air the snow or ice cloud particles approach it uncharged. As they strike the aircraft they both acquire a charge themselves and leave a charge of opposite sign at their point of impact on the surface of the aircraft.

Cumulative Effect

It has been shown theoretically that the effect of the particles instantaneously acquiring a charge upon striking the plastic surface covering the aerial and then glancing off and moving rapidly away from the point of impact is to produce a small but steep-fronted pulse of current at the aerial terminal. While the effect of each particle is small, the effect of many, closely spaced in time and arriving at a random rate, is to produce serious noise.

Experimental study of the phenomena described has been undertaken by the design of a unique "wind tunnel" in which to simulate actual precipitation conditions encountered in the atmosphere. For this, use was made of Stanford Research Institute's cold chamber, constructed a few years ago for the study of the nature and causes of ice fog.

A 150-gallon vacuum tank, fitted with an inlet orifice and tube shaped for proper aerodynamic flow and incorporating a quick-opening valve, was placed in the chamber. The tank also contains a plastic plate carrying sensing electrodes and a sensitive pre-amplifier. Air is pumped from the tank, and when a sufficiently low pressure is reached the inlet valve is opened. Ice fog, which has previously been produced in the cold chamber by the introduction of steam followed by seeding with dry ice, rushes into the vacuum tank at a speed of approximately 250 metres per second—nearly 10 miles per minute. The stream of ice fog impinges on the plastic surface permitting study of the basic effects contributing to precipitation static.

Simple Telephone Answering

DESIGNED FOR MINIMUM INTERFERENCE WITH POST OFFICE EQUIPMENT

By H. G. M. SPRATT, B.Sc., M.J.E.E.

THE idea of a robot which answers the telephone is not new and more than one device designed for this purpose has been produced and marketed. Furthermore, the particular advantages of magnetic recording in such devices for acknowledging calls and taking down messages have not been overlooked. So far, however, a specially designed recording machine has had to be employed for the purpose and its installation has necessitated breaking into the telephone lines or receiver, a step which, carried out without the knowledge, consent and co-operation of the Postmaster General, may lead in due course to the police court—or even one higher.

The telephone answering machine to be described in this article represents an entirely new approach to the problem.* Its principal features are (1) that it takes the form of comparatively simple adjuncts to any normal type of magnetic recording machine and (2) that, as regards its respect for the sanctity of Post Office equipment, it is virtually super-human. The adjuncts are three in number. Two of them, consisting of a relay and a coupling coil, are attached to the normal telephone receiver as shown in Fig. 1 (a) and (b). The third is a control unit, Fig. 2, which is connected by leads to the other two and to the tape recorder. The last-mentioned can be any conventional model but in some cases a few trifling modifications to the internal wiring may have to be introduced.

The coupling coil is attached to the side of the telephone receiver by means of the rubber sucker provided, while the foot of the relay unit is slipped under the receiver so that, with the hand-set removed, the relay armature holds down the cradle switch. The connections of these units to the control unit are shown in Fig. 3.

The control unit embodies an endless loop of magnetic tape about 20ft long with a simple motor drive, a number of free-running guides, a pair of contacts which "make" through holes punched in the tape and a playback head. In addition, there is a small mains transformer, two simple relays RL_1 and RL_2 , a 4-bank 3-way stepping relay RL_3 with a microswitch coupled to it, and a 2-bank 3-way manually operated switch S_2 .

Two pairs of leads connect the control unit to the coupling coil and the relay and three pairs of leads connect it to the tape recorder. One pair is connected to the amplifier input, one to the amplifier output and the third into the mains feed to the capstan motor. The extent to which the internal wiring of the recorder may have to be disturbed to complete these connections is discussed later.

When the instrument is intended to be put into use, the coil and relay are placed in position, the connections made to the recorder and the mains

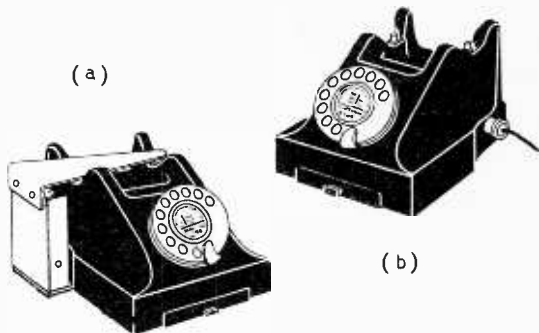


Fig. 1. Telephone receiver showing (a) the relay assembly clipped in position and (b) the coupling coil attached to the side.

switched on to both recorder and control unit. The recorder is set to RECORD and the control unit to AUTO. Note: because of the connections from the capstan motor to the control unit, the recorder drive does not immediately start up.

When the telephone rings as the result of an incoming call, the relay holding down the cradle switch is released. The caller then hears a message played back off the endless loop of tape informing him that the caller is absent and inviting him to dictate a message not exceeding a minute's duration. If the caller accepts this invitation, any message he passes is recorded on the tape recorder. At the end of the minute, the relay is released and the telephone is disconnected, ready for the next call. With the help of Fig. 3, it is possible to follow the detailed operation of the instrument.

The endless loop of magnetic tape, which can be of any of the normal proprietary makes, is made up of a length corresponding to 70 seconds playing time at $3\frac{1}{2}$ in/sec, the speed of the control unit drive. At the joint and at 10 seconds farther along, small holes are punched in the tape through which contact can be made between a beryllium spring and a guide roller on the other. In the waiting condition, the joint in the loop of tape will be just past the switch SW.

When the telephone rings, the ringing current induces a voltage in the coupling coil which is fed through RL_{3a} to the tape recorder input. After amplification in the record amplifier, it passes through RL_{3b} to operate the relay RL_1 . RL_{1a} contacts close, energizing RL_2 from the mains supply. RL_2 in turn causes RL_3 to be energized from the transformer secondary winding through RL_{2a} and to step from position 1 to position 2.

In position 2, RL_1 is energized from the secondary of the mains transformer through RL_{3a} , releasing the cradle switch and closing the speech circuit in the telephone receiver. The indicator lamp also

* Patent Application 13195/55. A. S. Blaikley and N. Moore, Magnegraph Recording Company.

Machine

lights up. RL_1 is disconnected from the output of the tape recorder at RL_{3b} and in opening de-energizes RL_2 and hence RL_3 as well. At the same time, the loop motor is connected across the mains at RL_{3c} and starts the tape loop in motion. The playback head is connected to the input of the tape recorder at RL_{3a} and the coupling coil to the output of the tape recorder at RL_{3b} . Simultaneously, the microswitch RL_{3e} closes, starting up the drive in the tape recorder.

The first 10 seconds of the tape will have been recorded earlier as stated above and the message on it is now played back through RL_{3a} , the tape recorder amplifier, RL_{3b} and the coupling coil to the speech coil of the telephone receiver. The announcement inviting the caller to dictate a message terminates just before the end of the 10-second period, at which point the contacts of the switch SW "make" through the first perforation in the tape loop, energizing RL_2 momentarily and causing RL_3 to step to position 3.

In position 3 the playback head is disconnected from the tape recorder input at RL_{3a} . The coupling coil is disconnected from the tape recorder output at RL_{3b} and connected instead to the input at RL_{3a} . The recorder output is connected to earth through the dummy load R.

Any message now spoken by the caller is picked up by the coupling coil and recorded on the tape

recorder. At the end of the one-minute period the tape loop in the control unit will have completed one cycle and the second perforation passes between the contacts of SW. RL_3 is again energized through RL_2 and steps on, this time back to its initial position 1.

The whole equipment reverts back to the original condition. RL_1 is released, causing the cradle switch to be depressed and the call terminated, and both tape-drive motors, one in the control unit and the other in the recorder, stop. With the arrival of another call, the sequence of operation will be repeated.

If, on returning, the subscriber plays back the reel on his recorder in the conventional manner, he will hear not only the messages passed by the various callers but also the announcement from the loop preceding each message. It is possible, if desired, to couple up a counter to the stepping switch RL_3 , as indicated in Fig. 2, so that the number of calls recorded can be checked.

With the switch S_2 in the OFF position, the mains supply to the control unit is broken. This unit is

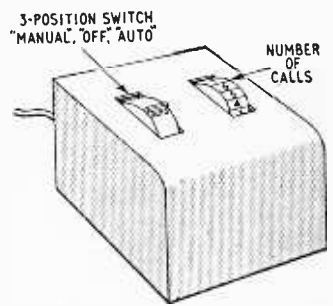


Fig. 2. Control unit, with three-position switch and counter registering number of calls.

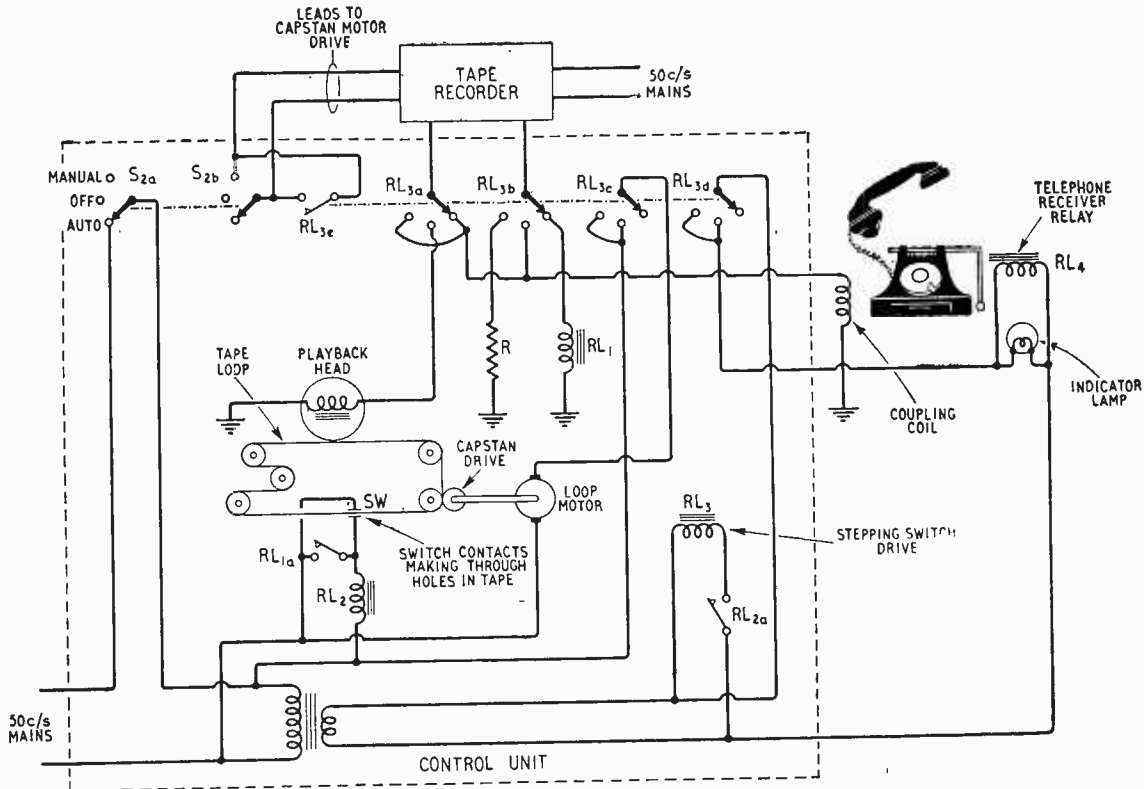


Fig. 3. Complete circuit diagram of the equipment, the contents of the control unit being enclosed by the broken-line box.

then inoperative and, since the microswitch RL₃₆ is left open, the tape recorder is inoperative also. With S₂ in the MANUAL position, the control unit is still inoperative but the microswitch RL₃₆ is short-circuited at S_{2b} so that the tape recorder drive can be started and stopped independently of the control unit. Under these conditions, with the coupling coil attached to the telephone receiver but the relay armature removed from the cradle switch, it is possible to use the telephone in the normal way and at the same time record two-way conversations on the tape recorder.

The extent to which a normal tape recorder has to be modified for use in connection with this telephone answering device depends upon the model and the facilities provided. If, for example, an EXTERNAL L.S. socket is fitted, this socket will, without further ado, provide the necessary permanent connection to the amplifier output. Again, if the tape recorder is intended to be used with a remote control device, such as a foot switch, the socket into which this device is plugged provides access to the capstan motor supply. Clearly, in the absence of these sockets, the necessary connections will have to be brought out from the internal wiring. Since whenever the recorder is used in conjunction with the control unit, it operates in the RECORD

position, access to the amplifier input is always available through the MICROPHONE socket.

Although of quite recent development, this telephone answering machine has been tested many hundreds of times and found to operate infallibly on all occasions. It will almost inevitably be argued that one minute is insufficient time for the average message to be passed. In practice, one minute is found to be long enough to record a message of surprising length, the fact that any opening conversation regarding the weather, the state of one's health or business conditions is excluded helping appreciably in this connection. However, if one minute is considered inadequate, a simple modification enables the tape length to be extended appreciably and the maximum message time increased. A possible alternative to the loop of tape is a magnetically-coated disc riding on a turntable and fitted with limit stops. The same general principles of operation still apply but contacts made through holes in the recording medium are now avoided and changing of the earlier recorded message is likely to be facilitated. Whatever the form of the detailed design, however, an apparatus of this simplicity should prove of very considerable benefit to many telephone subscribers but particularly those who are running a one-man business.

BOOKS RECEIVED

British Standards Yearbook 1956. (Complete to 31st December, 1955.) Gives titles, numbers and brief synopses of British Standard specifications (in numerical order). Pp. 460. Price 12s 6d.

The Performance of Power Transformers (Not exceeding 2 kVA rating) for Radio and Allied Electronic Equipment. British Standard 2214:1955. Pp. 9. Price 3s

Colour Codes for Connections in Radio and Allied Electronic Equipment. British Standard 2311:1955 Pp. Figs. 1. Price 2s 6d.

The Use of Electronic Valves, Part 3: Photocells, Transmitting Valves and Cold-cathode Gas-filled Valves. British Standard Code of Practice CP 1005:Part 3:1956. Prepared by a joint committee of the I.E.E. and B.S.I. Pp. 16. Price 3s.

The above are obtainable from the British Standards Institution, 2, Park Street, London, W.1.

A Stable Synchronous Detector for Audio-frequency Measurements, by P. G. Kendall, B.Sc.(Eng). Technical report V/T125 dealing with the design and performance of a detector for use in a.c. servo-operated potentiometers and electronic wattmeters. Pp. 18; Figs. 8. Price 12s 6d. The British Electrical and Allied Industries Research Association, Thorncroft Manor, Dorking Road, Leatherhead, Surrey.

Electronic Measurements and Measuring Instruments, by F. G. Spreadbury. Review of the basic elements of a wide variety of measuring instruments with particular emphasis on stability, the use of negative feedback and the stabilization of power supplies. Pp. 459; Figs. 248. Price 50s. Constable and Co., Ltd., 10, Orange Street, London, W.C.2.

High Fidelity Circuit Design, by N. H. Crowhurst and G. F. Cooper. Collection of a series of articles from *Radio-Electronics* on the detail design of amplifiers, filters and equalizers, test procedures and the improvement of existing amplifiers. Pp. 303; Figs. 226. Price \$5.95. Gernsback Library Inc., 25, West Broadway, New York 7, U.S.A.

Metal Industry Handbook and Directory 1956. Comprehensive guide to the properties and sources of supply

of non-ferrous metals with a section on electroplating and allied processes. Pp. 508. Price 15s. Iliffe and Sons, Ltd., Dorset House, Stamford Street, London, S.E.1.

The V.T.V.M., by Rhys Samuel. Manual for service technicians on the use of the vacuum tube voltmeter in checking television and sound broadcast receivers, amateur transmitters and audio equipment. Pp. 224; Figs. 127. Price \$2.50. Gernsback Library Inc., 25, West Broadway, New York 7, U.S.A.

Hi-Fi Manual, by D. C. Hoefler. Popular guide to the essential requirements of a high-quality sound reproducing system, profusely illustrated by examples of current American equipment. Pp. 144. Fawcett Books, Greenwich, Connecticut, U.S.A. Price 3s 6d from British distributors Fredrick Muller, Ltd., 110, Fleet Street, London, E.C.4.

RECEIVER SALES

THE "seasonal decline" in the sales of domestic receivers in the United Kingdom is shown in this table compiled from information supplied by the British Equipment Manufacturers' Association. The figures for the first four months of this year show that the sales of television receivers remain at about 17% below the 1955 level for the same period, sound receivers are about 27% down and radio-gramophones about 45% down.

During April no significant change, compared with the previous month, took place in the proportion of receivers sold under hire purchase—sound 30%, television 45%—but radiograms rose from 54% to 63%.

Month	Sound		Radiograms		Television	
	1956	1955	1956	1955	1956	1955
January ...	66,000	98,000	18,000	35,000	85,000	103,000
February...	66,000	59,000	15,000	33,000	81,000	98,000
March	72,000	95,000	13,000	24,000	71,000	85,000
April	65,000	79,000	14,000	16,000	62,000	75,000
	269,000	371,000	60,000	108,000	299,000	361,000

European V.H.F. Broadcasting

Present Position and Prospects

By G. H. RUSSELL, Assoc. Brit. I.R.E.

AS a result of an enquiry conducted among the broadcasting organizations in Europe, a report¹ dealing with some of the technical, economic and sociological questions arising out of the introduction of v.h.f. broadcasting has been issued by the European Broadcasting Union. Although it does not go deeply into technical details—this will be done in a second report—it gives an overall picture of the present situation and the immediate prospects in Europe.

It opens by stating that v.h.f. sound broadcasting has, in general, been adopted with considerable reluctance by European broadcasting authorities and the consensus of opinion is, in the words of our own Television Advisory Committee, that "the introduction of v.h.f. sound broadcasting is an unwelcome complication." It has, of course, become a necessity because of the prevailing conditions in the medium- and long-wave bands—for which incidentally these selfsame authorities are largely to blame. The situation in these bands was summed up in a recent article in *Wireless World*² but one or two new facts are brought out in this report. For instance, it is stated that in Denmark a field strength of 25 mV/m is required to give a clear signal after dark. In Italy, only 30% of the population can receive all three national programmes, and in Switzerland there has been no satisfactory service

to 11% of the territory since the Copenhagen Plan came into force in 1950.

Whatever the reasons for the introduction of v.h.f. broadcasting, the building of transmitters is going ahead at a great pace as is shown by the accompanying table. Between 1st July, 1955, and 1st January, 1957, the scheduled increase in the number of these transmitters is from 210 to 542. Although this latter figure represents less than a third of the total number of allocations made at Stockholm, it is nevertheless quite impressive and probably represents a large proportion of the eventual total.

Transmitters without listeners are not much use. In general the listener has to be persuaded to change his listening habits, although in the Netherlands the demand for v.h.f. receivers was created to some extent by the fact that German f.m. stations are receivable in many parts of the country.

Listener Inducements

Although the B.B.C. is pressing on with the building of v.h.f. transmitters, it has so far done little, either in the way of special programmes or higher-quality transmissions, to induce listeners to change to v.h.f. This is in sharp contrast to the French organization, R.T.F., who are of the opinion that the public will never really be converted to the new medium unless a supplementary high-quality programme is provided. They have put theory into practice by broadcasting a fourth programme on v.h.f. which is carefully planned to entice the type of listener who would appreciate first class reproduction. This theory has been substantiated in practice by the Germans who found that, in spite of worsening conditions in the medium-wave band, public interest in v.h.f. was not particularly marked until a separate programme was radiated in this band. "From that time dates the steady increase in the percentage of receivers having provision for v.h.f. reception." It will be interesting to watch the sales figures of v.h.f. receivers in this country. The B.B.C. may yet be forced to inaugurate a special high-quality programme in order to excite public interest. In view of increasing public appreciation of the advantages of "high fidelity", such a service would undoubtedly be received with considerable enthusiasm and might succeed in stopping the flight to television.

This brings us to another aspect of the situation. Most of the broadcasting authorities, including the B.B.C., are of the opinion that sound broadcasting will survive the advent of television and that it will even continue to develop. Whether the word "develop" in this context refers to quality or quantity is not clear. Whatever it means, the optimism seems somewhat misplaced, at any rate as far as the B.B.C. is concerned. Its own listener research figures show a steady decline over recent years in public interest in sound broadcasting to the advantage of television. Instead of being complacent, we might perhaps be asking at this stage whether it would not be advisable

¹ "The Present Position and Prospectives of V.H.F. Sound Broadcasting in Europe", E.B.U. Report, Tech. 3068-E.
² "Future of European Broadcasting", January, 1956.

BAND II TRANSMITTERS

	Stockholm Plan	In Service	
		July, 1955	Jan., 1957
Albania	8	—	—
Austria	28	10	24
Belgium	25	1	1
Bulgaria	19	—	—
Cyprus	1	—	—
Czechoslovakia	25	—	—
Denmark	41	2	8
Finland	58	17	23
France	178	2	9
German Federal Republic	246	117	123
Germany, Soviet Zone	16	12	26
Hungary	25	—	—
Ireland	10	—	?
Italy	189	34	260
Luxembourg	2	—	—
Malta	1	—	—
Monaco	3	—	—
Netherlands	25	3	13
Norway	124	2	7
Poland	54	—	—
Rumania	34	—	—
Saar	3	1	2
Spain	81	—	—
Sweden	96	2	?
Switzerland	40	2	13
Trieste	4	—	—
Turkey	87	—	1
United Kingdom	190*	3	30
U.S.S.R.	221	†	—
Vatican City	2	2	2
Yugoslavia	88	—	—
	1,924	210	542

* Only 79 were for f.m., the remainder were for use if a.m. had been adopted.
 † V.H.F. activity in Eastern Europe is at present confined to Band I.

either to reduce the number of programmes from three of mediocre quality to two of high quality or make one of the three for the quality enthusiast.

Turning to the technical aspects of v.h.f. broadcasting, we come first of all to the question of modulation. Frequency modulation has, in most cases, been accepted without question. Indeed, in some countries, one might be forgiven for assuming that v.h.f. and f.m. are synonymous. Even in the few countries where the question has been examined the opinions are quite extraordinary. The Germans, for example, state that the cost of a f.m. receiver for equal and even superior quality is less than the cost of an a.m. receiver. Swiss manufacturers are confident that they can produce a combined v.h.f.-f.m./m.w.-a.m. receiver costing no more than a conventional receiver. This has not been so in this country. It would be intriguing to know how a receiver containing at least one extra valve with its associated components can be constructed for the same price as one without it.

Another opinion from Germany that is worth quoting is, that, as an r.f. protection ratio of only 20 dB is required with f.m. as against 40 dB for a.m. for an equivalent a.f. protection ratio, it is possible to have a smaller geographical separation between transmitters working in the same channel. This factor more than makes up for the fact that the number of available channels is very much lower for f.m. than it would be for a.m. The number of transmitters using a given waveband can be increased by offsetting the carriers of stations nominally operating in the same channel. The Germans have had considerable experience of this system and maintain that, providing two transmitters carry the same programme and have their phases carefully synchronized, the frequency separation between them can be as low as 30-50 kc/s. Taking these two factors into consideration, it would appear that Band II will accommodate all of Europe's v.h.f. stations for a long time to come.

V.H.F. broadcasting requires extensive networks of transmitters to cover large areas of territory. Two obvious methods are microwave links and high-grade music lines. Both of these are expensive and the Germans have avoided this expenditure by the use of two systems known as "Ballemfang" and "Umsetzer." In both methods the station is at once a relay link and broadcast transmitter. With Ballemfang the received signal is demodulated before being fed to the local transmitter. Umsetzer is a frequency-changing device and as such is even more direct. The received signal is converted to an intermediate frequency and this is used to modulate the local transmitter without resorting to demodulation.³ A number of broadcasting authorities in Europe are, or will be, adopting one or other of these direct re-broadcasting systems because of their obvious advantages. As neither of these systems makes use of any frequencies other than those allocated for the domestic v.h.f. network, it is difficult to understand why the E.B.U. considers that they would considerably complicate the problem of frequency allocations. It is interesting to note an additional use for these v.h.f. networks suggested by Israel and Yugoslavia: that of supplying high-quality modulation to existing medium-wave stations. If eventually, the medium- and long-wave bands can be cleared sufficiently to allow a 10, or even a 12 kc/s channel

separation, this system might well be adopted in Western Europe to advantage.

The outlook for v.h.f. broadcasting is distinctly promising, but how will this affect European broadcasting in general? One answer to this question comes from Austria and is worth quoting in full: "Following on the general development of v.h.f. networks in Europe, the conditions necessary for a fruitful revision of the situation on long and medium waves should be established, so that the Austrian medium-wave stations should once again be able to fulfil their function of radiating a national programme, which could also be well received abroad." This statement, which is strongly supported by a number of other countries, is given much prominence in the report under review. However, fears have been expressed that some countries might try to profit by the adoption of v.h.f. by other countries by "pirating" the evacuated channels on medium and long waves.

Both these points were dealt with in the article in the January issue, to which we have already referred. In this an interim plan for medium and long waves was suggested which fits in with the Austrian conception of the future of these wavebands. This article was criticized in a recent issue of the E.B.U. Bulletin⁴ on the grounds that the future of European broadcasting on medium and long waves is not known and that, in any case, it would be optimistic to hope to put such a plan into operation by 1960—the date suggested. In view of the opinions expressed in the report and the activity shown by the table to be taking place in the v.h.f. bands, these criticisms seem to be largely invalidated. We can only hope that they are not an excuse for inactivity; it would be a pity to miss such a golden opportunity! We must all, surely, agree with the E.B.U. that the survival of sound broadcasting depends on making the best use of all wavebands and that, in v.h.f., sound broadcasting may even find a new youth.

⁴ March-April, 1956.

New Thermistor Materials

"Rare Earth" Compounds with High Positive Temperature Coefficients

CONVENTIONAL thermistors have negative temperature coefficients of resistance of the order of 5% per degree C and are widely used for the measurement of temperature as well as for current surge suppression in electronic circuits.

For temperature measurement and for other applications where a positive temperature coefficient can be utilized, a new range of materials developed by H. A. Sauer and S. S. Flaschen of Bell Telephone Laboratories is of interest. Basically they consist of barium titanate or barium-strontium titanate with the addition of the rare earth element lanthanum. After suitable processing the materials are electrically and thermally stable over a wide working temperature range, and it is stated that at voltages below which power dissipation does not cause appreciable heating the resistance is "ohmic"; i.e., independent of the applied voltage. Non-rectifying contacts to the new materials are made through the medium of an indium-mercury amalgam.

Performances quoted for typical alternative mixtures are 9%/°C over the range -50°C to 110°C and 14%/°C from 50°C to 225°C.

³ See "F.M. for B.F.N." *Wireless World*, February, 1956.

RANDOM RADIATIONS

By "DIALLIST"

V.H.F. Receivers

LIKE Stanley May, whose letter on receiver design appeared (appropriately enough!) in the May issue, I'm all in favour of 3-position pre-set tuning in sets made for v.h.f. broadcast reception. Such sets, after all, are used by most people purely for local reception and always for one or other of the same three transmissions. Continuous tuning is therefore not merely unnecessary: it's a darned nuisance. What one wants is to be able to switch on, turn a click-in pointer to one of its three positions and receive the desired programme. In the part of the country where I now live we hope to have v.h.f. in full swing this autumn. There will be something of a rush for receivers when it comes, for on the medium and long waves conditions are so bad that comparatively few people now bother about anything but the news bulletins and an occasional sporting commentary.

More Lines Please

HAVING also seen and admired French 819-line television images, I'm completely with Dr. D. A. Bell (May issue) in feeling most strongly that more lines and wider channels are a more pressing television need than is colour. There's no comparison between a 405-line and an 819-line picture. You can go close up to the screen on which the latter is appearing without being conscious of liness. That's probably why sets with 21-inch and bigger screens are becoming so popular in France: you can use them in quite small rooms. Then again the 819-line picture pleases the eye owing to the detail it contains. Where we're going to find room for those wide channels I don't know; but where there's a will there's usually a way. I wish I could see an 819-line picture with British engineering skill and studio technique behind it. What a superb product it would be!

Flares and Things

WHAT with his prominences, flares and spots, Old Sol has been playing up long-distance communication services at intervals for some months now. Not only were the wireless

services put out of action for hours at a time, but submarine cables also suffered seriously from the effects of earth currents. So far I've seen no reports of what happened to any of the forward scatter services operated in the U.S.A. Dr. J. A. Saxton stated in the January issue* that "the signal does not disappear at times of ionospheric storms and geomagnetic disturbance, indeed it has been suggested that it may even be enhanced." One would very much like to know how things were in the "scatter" link between Goose Bay, Labrador, and Sondre Stromfjord, Greenland, at these times. If its record of over 3½ years of uninterrupted service is still unblemished, the case for v.h.f. ionospheric scattering would seem to be adequately proved.

They Tame 'Em in America

MY suggestion in the April W.W. that the line timebases of American television receivers couldn't cause so much interference as some of ours do, since one never found complaints about it in their magazines, brought me a welcome letter from a reader who lives in Baltimore, Maryland.

* "Ionosphere Scattering at V.H.F.," Jan., 1956, p. 36.

He confirms the correctness of my surmise, telling me that TV set makers in the U.S.A. tame their line timebases so effectively by thorough screening that two receivers can be used within a few feet of one another without any noticeable interference. Actually it's becoming quite usual in America nowadays for there to be two television sets in the home, one for Pop and Mom and the other for Junior and his friends. I trust our manufacturers will provide all their new TV receivers with equally effective l.t.b. screening. It would be a good thing, too, if they could devise screens for some of the existing bad offenders which could be fitted by the dealers who are their agents. One also comes across sets whose line output transformers produce a piercing whistle which is a torture to sensitive ears. My American correspondent mentions that if there is any whistle from the sets of his country, the 525-line scan with 30 images a second makes its pitch so high that most people couldn't hear it.

Television in 1936

WRITING from Horsham, a reader sends me some interesting particulars of the receivers used in the days when the Baird and Marconi-E.M.I.



"WIRELESS WORLD" PUBLICATIONS

	Net Price	By Post
WIRELESS SERVICING MANUAL. W. T. Cocking, M.I.E.E. 9th Edition	17/6	18/6
TELEVISION ENGINEERING: Principles and Practice. S. W. Amos, B.Sc. (Hons.), A.M.I.E.E. and D. C. Birkinshaw, M.B.E., M.A., M.I.E.E. in collaboration with J. L. Bliss, A.M.I.E.E.		
Volume I: Fundamentals, Camera Tubes, Television Optics, Electron Optics	30/-	31/2
Volume II: Video-Frequency Amplification	35/-	36/2
Volumes III and IV in preparation.		
SECOND THOUGHTS ON RADIO THEORY. "Cathode Ray" of Wireless World	25/-	26/2
THE OSCILLOSCOPE AT WORK. A. Haas and R. W. Hallows, M.A. (Cantab.), M.I.E.E.	15/-	15/10
RADIO LABORATORY HANDBOOK. M. G. Scroggie, B.Sc., M.I.E.E. 6th Edition	25/-	26/5
STUDIO ENGINEERING FOR SOUND BROADCASTING. B.B.C. Engineering Training Manual by members of the B.B.C. Engineering Division. General Editor J. W. Godfrey	25/-	25/11
RADIO INTERFERENCE SUPPRESSION: As Applied to Radio and Television Reception. G. L. Stephens, A.M.I.E.E. 2nd Edition	10/6	11/1
ADVANCED THEORY OF WAVEGUIDES. L. Lewin	30/-	30/10
FOUNDATIONS OF WIRELESS. M. G. Scroggie, B.Sc., M.I.E.E. 5th Edition	12/6	13/6

A complete list of books is available on application
Obtainable from all leading booksellers or from
ILIFFE & SONS LTD., Dorset House, Stamford Street, London, S.E.1.

systems were being used alternately at Alexandra Palace. He has a service manual for the Marconiphone receiver of the day and here are some points from it. The Baird system was 240 lines sequential with 25 frames a second; the Marconi-E.M.I. 405 lines interlaced with 50 frames. The receiver therefore had to contain switching arrangements so that the timebases could be changed as required from one set of speeds to the other. I remember that much; but one thing I'd forgotten is that the line sync pulses were not sent out during the frame sync period by the Baird transmitter. This tended to allow the line timebase to wander from its proper frequency and was apt to lead to bending of verticals. To counteract this as far as possible an extra MH4 valve was added to the l.t.b. of the receiver.

When Gremlins Chuckle

CURIOUS—isn't it?—how often the completely unexpected snag crops up in the realm of wireless. You'll remember lots of those we encountered in the early years and how difficult it was sometimes to find explanations for them. Of recent days we've had strong interference by French television transmissions with the reception in parts of south-eastern England of B.B.C. pictures—so strong on occasion that bits of the French picture were seen superimposed on the home-produced article. Then, when North Hessary Tor and Pontop Pike went up to full power no one expected that anything but good could come of it. But the gremlins had a nasty little surprise in store. Here's what happened in lots of cases. Two neighbours in the West Country, with aeriels mounted on the same chimney stack (or on adjacent ones), had been receiving their pictures from Wenwoe. One of them changed over to North Hessary Tor but the other is content to stay as he is. The man who makes the change gets a fine strong signal; but he also gets strong interference from the other man's l.t.b. The same thing has happened at places in the North when one neighbour changes from Holme Moss to Pontop Pike and his neighbour doesn't. The reason is, of course, that the aeriels in question are a good deal nearer to North Hessary Tor (or to Pontop Pike, as the case may be) than to the other station and receive their signals some microseconds earlier. Hence his neighbour's line flyback occurs not during the inter-frame blackout of his set but during the scan.

THE TINY SWITCH WITH THE
BIG
PERFORMANCE

GANGABLE
LILLIPUT-SIZE
OPEN-BLADE
MICRO-SWITCH

GANGABILITY



These switches are easily gangable for cam or other operation, and may be mounted on 8 B.A. rods, for example. Steady-brackets may be advisable.

List Nos. S.690, S.691
(Approx. full size)

UNIVERSAL SINGLE-POLE UNIT.

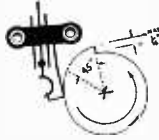
This tiny, yet robust Open-blade Micro-switch has been designed and perfected by Bulgin of Barking in close collaboration with "Acro-Snap" of U.S.A. Measuring only 63/64in. long x 19/32in. high x 1/4in. thick overall it has insulation of finest-grade thermo-setting plastic, with heat treated beryllium-copper alloy blades, and is fitted with heavy pure-silver contacts. Integral solder-tags are finished clean, ready for easy soldering. The maximum frequency of operation is 10 total operations per second. Maximum test voltage, dry or recovered = 1 K.V., maximum working P.D. across contacts = 250. Rated at 250 V. for 1.0 Amp. Max., peak or surge, at 50~. As can be seen by the illustrations, this miniature component can be ganged, and will fit into equipment where space is restricted. Two models, with alternative pressures:—

List No. S.690—	} Max. movement 5/64in.
op. at 2-10 ozs.	
List No. S.691—	}
op. at 1-5 ozs.	

"PRECISION IN PARVO"

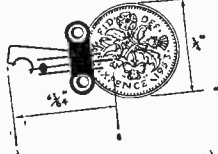
FULL technical data is available in the Bulgin catalogue (Ref. 195/WW price 1/- post free). Other Bulgin Micro-switches and components of all types are listed with full information and prices.

CAM-DRIVE



The illustration shows a snailed cam with circular rim taking up some of the relaxed position, and snail (say 40°) giving 1/16in. throw. The 40° should pass in < 0.05 sec.

SPACE OCCUPIED



(smaller than a sixpence)
These sub-miniature Switches set a new standard in small yet sturdy switching (see elec. data above), and will give 1/2, 3/4, or even 1 million operations for working life.

A. F. BULGIN & CO. LTD.,
BARKING, ESSEX

BULGIN
THE CHOICE OF CRITICS



UNBIASED

By FREE GRID

Cantuarian Cacologism

HEADMASTERS of our great public schools are invariably men of education and culture and I have little doubt that when the governors of Repton met to choose a successor to Dr. William Temple in 1914 they carefully rejected all candidates whose letters of application made it plain that they were not masters of the King's English.

Since those days the pedagogue whom they chose has "made good" and now serves the country as Primate of All England. Although he is a servant of the Crown he is not, strictly speaking, a civil servant. It is obvious, however, that he is sufficiently near to being a civil servant to have become tainted with the jungle jargon of Whitehall where they cause members of the public to be channelled into national-important jobs and subsequently to be hospitalized, confined and cemeteried.

At any rate since Sir Winston channelled him into the Primacy in 1945, the Archbishop has, linguistically speaking, fallen on evil days. I wonder what he would have said to one of his youthful charges at Repton who had spoken of "religious subjects being *loud-speakered* into restaurants and milk bars," a phrase he used recently. He might at least have said loud-spoken. I hope this latest cacologism will be quickly channelled into the W.P.B.—or should we say dustbinized?

Bodily Batteries

I HAVE had many suggestions as the result of my enquiry in the April issue as to the best sort of primary cell to supply power to a set on a desert island. Let me first thank the many readers who told me that sea water forms a satisfactory emergency electrolyte in a leclanché cell.

Naturally many readers suggested



Greater acidity

that I should fish for electric eels on arrival at the desert island. However, one of the most interesting things pointed out to me was that the human body itself can be turned into a primary cell. If you run a steel needle into your arm and a spike of some other metal—a pin would do—into some other portion of your anatomy you get a difference of potential between them. The blood is salty and makes a good electrolyte. Probably maiden aunts of ripe years would give the biggest deflection on the meter owing to the greater acidity of their blood.

If enough people are cast away on a desert island, it would suffice to connect them all in series to get a useful h.t. voltage.

A Musical Jonah

I DARE say that many of my older readers will recall the days when almost every restaurant had its own orchestra steadily churning out popular music in an effort to drown out the nasty noises of the sibilant soup sippers. Just about the time that "Came the Dawn" came no more because the talkies came instead, these mealtime minstrels disappeared from the less expensive restaurants, their places being taken by the canned music distributed by the ubiquitous p.a. system.

I was very sorry about it as I missed the personal touch. But "This 'ere progress, it goes on," as H. G. Wells once wrote, and when I entered a large popular restaurant recently the old personal touch seemed to have come back with a vengeance, but I looked round in vain for the orchestra.

All I could see over the far side of the restaurant was what appeared to be an organist at the manual of an electronic organ. I could not help admiring his skill.

It was not until the sound of a full-bodied contralto voice came floating over the tables that I realized I had been quite mistaken in thinking that I saw somebody at the console of an electronic organ. I strode hastily across the restaurant to solve the mystery and I saw that the "organist" was indeed responsible for the music but his "keyboard" was a very complicated-looking control desk belonging to the very latest in hi-fi installations.

The music was coming from a stereo tape and the control desk just bristled with knobs for bass boost, treble lift and heaven knows what else. During an interval I had an opportunity of talking with the man at the controls. He turned out to be an erstwhile cinema organist. He told me that the control of his switchboard to produce the effects

I had heard called for a great deal of musical knowledge and skill.

One interesting point was that he had a specially annotated musical score to assist him. It seems that the wheel has turned full circle and the skilled musician who was swallowed up by the whale of canned music has been regurgitated like Jonah and given a new lease of life.

Secret Service Symphonies

IN a well-known morning newspaper there appears an account of how broadcasting is being used by their friends in Greece to send messages containing information and instructions to the insurgents in Cyprus.

One of the methods used is for the broadcasting station in Greece to radiate a programme of popular music. Thus the orchestra or disc jockey might play "Soldiers of the Queen" followed by "In a monastery garden" and "Three o'clock in the morning," all of which musical items have enjoyed great popularity in their time. The meaning of such a message would be obvious to the most dull-witted of persons but I need hardly add that the code used is not quite so crude.



Try this on your piano

There is nothing new in using the broadcasting of music to get information into or out of an enemy country. One of the most interesting and ingenious methods was that used by the resistance forces in an occupied country during the war. Special musical works were written into which messages in the morse code were interwoven by the simple expedient of juggling with quavers and dotted crotchets, as I reported in these columns in the issue of May, 1942.

If you don't quite get my point I would refer you to the simple little morse message which I give on this page. Try this out on your piano and, unless you are numbered among those few unfortunates who are so unmusical that they only know that the band is playing the National Anthem because men remove their hats and women stop talking, then you should get its meaning.

The beauty of these secret service symphonies was that they could be broadcast in safety even if Hitler himself happened to be in the audience. The messages were all enciphered before they were handed to one of Bach's backroom boys for interweaving into a musical composition so that even he did not know the contents of the message; the conductor and members of the orchestra which churned out the new work merely regarded it as another brainwave of the local Bela Bartok.

Two new



Regd. Trade Mark

Signal Generators...

FOR BANDS I, II & III

... ON FUNDAMENTALS



The "AVO" Signal Generator Type III

An inexpensive A.M. Signal Generator of entirely new design, for the Service Engineer. Provides six frequency bands covering 150 kc/s — 220 Mc/s. Accuracy $\pm 1\%$.

150 kc/s	—	500 kc/s	} Continuous wave or modulated at 1,000c/s. L.F. signal available for test purposes.
500 kc/s	—	1.6 Mc/s	
1.6 Mc/s	—	5.5 Mc/s	
5.5 Mc/s	—	18 Mc/s	
18 Mc/s	—	70 Mc/s	
70 Mc/s	—	220 Mc/s	

A new type of attenuator, ensures close adherence of the output to the attenuator calibration. The instrument provides a force output of 250mV, whilst the following outputs are available via the attenuator:—

Minimum to 100 μ V, x 1, x 10, x 100, x 1000.
Output impedances—80 Ω , 200 Ω and 400 Ω .

List Price £29



The "AVO" Wide Band A.M./F.M. Signal Generator (Type T.F.M.)

Designed primarily for the television and F.M. Engineer, this instrument incorporates a number of additional refinements to enable it to deal satisfactorily with the very stringent requirements of the new bands.

A.M. Coverage: 5 — 220 Mc/s. in 8 ranges, CW or 400 c/s sine/square wave modulation. Accuracy $\pm 1\%$. Provision for spot frequency calibration.

F.M. Coverage: 65 — 120 Mc/s. Accuracy $\pm 1\%$. Maximum deviation ± 150 kc/s.

Output: Minimum (about 2 μ V) to 100 mV continuously variable with decade multiplier. Force output 250 mV.

Output Impedance: 80 Ω , 200 Ω , balanced 80 Ω and 300 Ω .

L.F. signal is available for test purposes, and the instrument can be modulated from an external source (A.M. only). A double-ratio slow-motion mechanism, together with interpolation dial, enables the instrument to be set with a high degree of accuracy. On the F.M. range an internal phasing control enables the modulating signal to be applied to the X-plates of an oscillograph to produce a picture of a discriminator response curve.

Price to be announced.

Both instruments operate from 100—120, 200—260V, 50—60c/s A.C. Mains. They are light and compact, and employ double screening to ensure minimum radiation.

Full details of both instruments available on request.

Sole Proprietors and Manufacturers:—

THE AUTOMATIC COIL WINDER & ELECTRICAL EQUIPMENT CO., LTD.

AVOCET HOUSE • 92-96 VAUXHALL BRIDGE ROAD • LONDON • S.W.1.

Telephone: VICtoria 3404 (9 lines)





INSTRUMENTS

X-BAND MICROWAVE WATTMETER — TYPE U.181

A feed-through torque vane wattmeter for absolute measurement of power in the wavelength range 3.05 to 3.45 cms. It will measure power in the range 1 to 100W or the equivalent mean of pulsed power. Accuracy between 100 and 10 watts is $\pm 2\%$ falling to $\pm 10\%$ at 1 watt. VSWR better than 0.9.


Price £275 net ex works



R.F. BRIDGE — TYPE B.601 15 Kc/s TO 5 Mc/s

A highly accurate transformer ratio arm bridge for the measurement of capacitance, resistance and inductance within the range 0.01 pF to 0.02 μ F, 10 Ω to 10 M Ω and 0.5 μ H to 50 mH. It can be used to measure complex impedances, balanced or unbalanced, or between any pair of terminals in delta formation.

Price £125 net ex works.



VIDEO OSCILLATOR — TYPE 0.22B

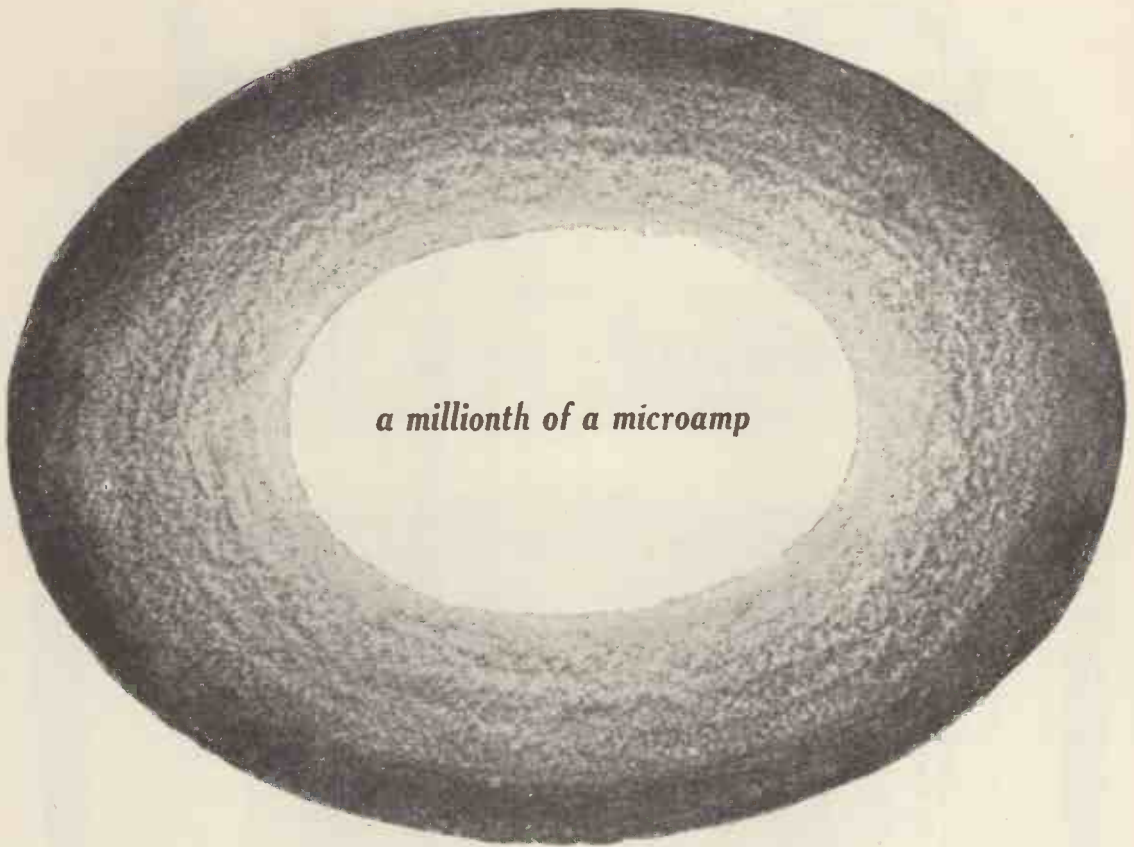
A portable instrument covering the range 10 Kc/s to 10 Mc/s with an output of +10 db to -50 db on 1 volt p. to p. amplitude stabilised to 0.5 db over its full frequency range. It includes a 50 cps. square wave output and facilities for direct reading of the modulus of the load impedance.

*Price: Portable £165 net ex works
Rack mounted £158 net ex works.*



FOR FURTHER DETAILS WRITE OR TELEPHONE

THE WAYNE KERR LABORATORIES LTD · NEW MALDEN · SURREY · MALDEN 2202



a millionth of a microamp



A millionth of a micro-amp can be measured easily and accurately with Mullard electrometer valves. These valves have such an extremely low grid current, and consequently high input resistance, that they extend the scope of electronic measurement of small currents down to the region of 10^{-15} amp.

Type No.	Construction	V_a (V)	g_m ($\mu A/V$)	μ	I_g (A)
ME 1400 (CV 432)	Pentode on octal base	45	240	—	$I_{g1} < 10^{-11}$
ME 1401 (CV 495)	Subminiature triode	9	80	2.0	$I_g < 12.5 \times 10^{-14}$
*ME 1402 (CV 2730)	Subminiature tetrode	4.5	17 ($a-g_2$)	1.2 ($a-g_2$)	$I_{g2} < 6 \times 10^{-15}$
ME 1403 (CV 2348)	Subminiature pentode	10	10.5	110 ($a-g_1$)	$I_{g1} < 8 \times 10^{-15}$

*Primarily intended as a maintenance type and not recommended for new equipment.

The valves described above include types for almost every electrometer application and are widely employed in valve voltmeters, pH meters, photocell units, nuclear instruments and numerous other equipments in industry and research.


Mullard *Electrometer valves*



Garrard

AUDIO PERFECTION

TRANSCRIPTION MOTOR



THE GARRARD MODEL 301 TRANSCRIPTION MOTOR

The Garrard Model 301 Transcription Motor is recognised as supreme in its class. With its introduction a hitherto unattainable standard in the manufacture of High Fidelity Gramophone Components has been reached. Features that the enthusiast will appreciate are the suppression of switch clicks, the extra heavy balanced turntable and the very fine degrees of speed control available . . . all three speeds, 78, 45 and $33\frac{1}{3}$ r.p.m., can be adjusted by approximately $2\frac{1}{2}\%$.

Wow and Flutter have been reduced to the minimum, being less than 0.2% and less than 0.05% respectively. The unit is equipped for dual voltage ranges of 100 to 130 and 200 to 250 volts, 50 or 60 cycles according to the motor pulley fitted.


The Model 301 is finished in high quality grey tone enamel, is fully tropicalised and is supplied complete with a plastic stroboscope, a tube of special grease, all fixing screws, washers, template and instruction manual. . . . see your Dealer now.



**THE GARRARD ENGINEERING
AND MANUFACTURING CO., LTD.**

Swindon, Wilts, England

The Incomparable **Ferrograph**



- ★ Three Independent Motors
- ★ Synchronous Capstan Drive
- ★ Recording level Meter
- ★ Uses 8¼" dia. Reels

MODEL 2A/N

3½ and 7½ i.p.s.

76 gns.

MODEL 2A/NH

7½ and 15 i.p.s.

86 gns.

- ★ Unique Single knob Control
- ★ Two speeds with lever change
- ★ Base and Treble cuts
- ★ All components tropicalised
- ★ Two side-by-side Tracks
- ★ Plays British and U.S.
Pre-Recorded Tapes
- ★ 2½ watts undistorted Output
- ★ Automatic motor cut-off

The Ferrograph was the first Tape Recorder ever to be designed and wholly manufactured in Britain. That was in 1949. To-day its reputation stands higher than ever. Few indeed are the countries to which it is not being regularly exported. And what is the secret of its success? Surely it is this. From the beginning we have had but one aim: to make the finest Tape Recorder that this country, with its wealth of technical skill, can turn out. Not for us the ambition to make the greatest quantity—or the widest range of types—or even to cater for all pockets. On the contrary, we believe that for a Tape Recorder to give lasting satisfaction it must be an instrument of the utmost precision that needs a great deal of critical and unhurried supervision at every stage of its manufacture. Ferrograph users appear to agree with the simple philosophy that there can be no compromise with quality.

BRITISH FERROGRAPH RECORDER CO. LTD

131 SLOANE STREET · LONDON · S.W.1 · Tel: SLOANE 2214/5 and 1510

**RADIO
EXPORT**

**TUBES
ONLY**



1900 types of both receiving and transmitting tubes in stock. In addition, a comprehensive range of crystals and some types of transistors and trustworthy tubes are available.

Our new price list came into force on the 1st of June, showing considerable price reductions on many current types. To this have been added new types.

PRICE AND STOCK LISTS MAY BE HAD ON APPLICATION.

Your specific enquiries for special types to CV., Jan and MII specifications are invited.

Our organisation is A.R.B. approved.

HALL ELECTRIC LTD

**HALTRON HOUSE, 49-55 LISSON GROVE,
LONDON N.W.1.**

Tel.: Ambassador 1041 (5 lines)

Cables: Hallettric, London

HALTRON

HALTRON



H.F. SIGNAL

GENERATOR Type 701

THIS instrument is a standard signal generator of very moderate cost operating over the frequency range 30 c/s–30 Mc/s. The use of a tuned buffer circuit which operates on all ranges helps to reduce harmonic distortion and ensures that the oscillator frequency is independent of the setting of the output and attenuator controls. Special features include a completely stabilised output level over the entire frequency range and the provision of a high voltage output.



SPECIFICATION

Frequency Range:	30 kc/s–30 Mc/s
Output Level:	1.1 volts open circuit
Output Level Stabilisation:	Constant to within 1 db over entire frequency range
Attenuators:	A 75 ohm slide wire and step attenuator calibrated in db and volts open circuit enable the output to be reduced to 1 microvolt
External Field:	Less than 1 microvolt per metre at a distance of 1ft
High Output:	A signal voltage of from 5–20 volts is available from a separate 300 ohm output socket

Full details of this or any other Airmec instrument will be forwarded gladly on request

AIRMEC LIMITED

HIGH WYCOMBE, BUCKINGHAMSHIRE, ENGLAND

Telephone: High Wycombe 2060. Cables: Airmec, High Wycombe

It pays
to use

Cyldon

VARIABLE
Capacitors
and **Inductance Tuners**
for
TELEVISION and AUTO-RADIO

for
**Precision,
Stability &
Long Life**

Designers and users of radio and electronic equipment know that they can rely implicitly on the efficiency and dependability of "Cyldon" Capacitors and Tuners. They know too that the exceptionally wide variety of types in the standard "Cyldon" range covers most day-to-day requirements, but that when special types are needed the full resources and specialised experience of the manufacturers are entirely at their disposal.

**SYDNEY S. BIRD
& SONS LTD.**

Contractors to Ministry of Supply, Post Office,
and other H.M. Govt. Depts.

POOLE · DORSET

Address for enquiries and sales correspondence:—

LONDON SALES & TECHNICAL LIAISON OFFICE,
3 PALACE MANSIONS, PALACE GARDENS, ENFIELD, MIDDX.
Telephone: Enfield 2071-2 Telegrams: "Capacity, Enfield."



Equipment manufacturers are invited to write for literature covering Cyldon "Teletuners" and Cyldon Trimmers, together with details of our complete range of Variable Capacitors and list of Agents for Home and Overseas.

m-i-n-u-t-e-s *into seconds...*

with the brilliant NEW
Superspeed
SOLDERING IRON

MANUFACTURED FOR ENTHOVEN SOLDERS LTD. BY SCOPE LABORATORIES, MELBOURNE, AUSTRALIA



STAR FEATURES

- ★ Heats up from cold in 6 seconds—by a light thumb pressure on the switch ring.
- ★ When not in use, current is automatically switched off—thus greatly reducing wear of copper bit. Electricity consumption is correspondingly reduced.
- ★ It is 10" long, weighs 3½ ozs., can be used on 2.5 to 6.3-volt supply. 4-volt transformer normally supplied.
- ★ More powerful than conventional 150-watt irons and equally suitable for light wiring work or heavy soldering on chassis.
- ★ Simple to operate, ideal for precision work. Requires minimum maintenance at negligible cost. Shows lowest operating cost over a period.
- ★ Can be used from a car battery.
- ★ It is by far the most efficient and economical soldering iron ever designed for test bench and maintenance work.




STAR APPLICATIONS

Designed on an entirely new principle, this light-weight, versatile iron is eminently suitable for soldering operations in the RADIO, TELEVISION, ELECTRONIC and TELECOMMUNICATION industries, particularly for all SERVICE work. For general purpose work the Superspeed Iron is the ideal stand-by soldering tool.

The **Superspeed** soldering iron is available **NOW**

Write for full particulars, including guarantee terms and free trial facilities, to the sole concessionaires in this country—

ENTHOVEN SOLDERS LIMITED
 (Industrial Equipment Division), 89 Upper Thames St.,
 London, E.C.4. Telephone: MANSion House 4533



Solenoids!



For several years we have been studying user requirement of Solenoids and are now tooling on a CAREFULLY DESIGNED RANGE.

First types are available and we can supply a wide range of samples.

Your immediate enquiries will assist us to meet your precise needs.

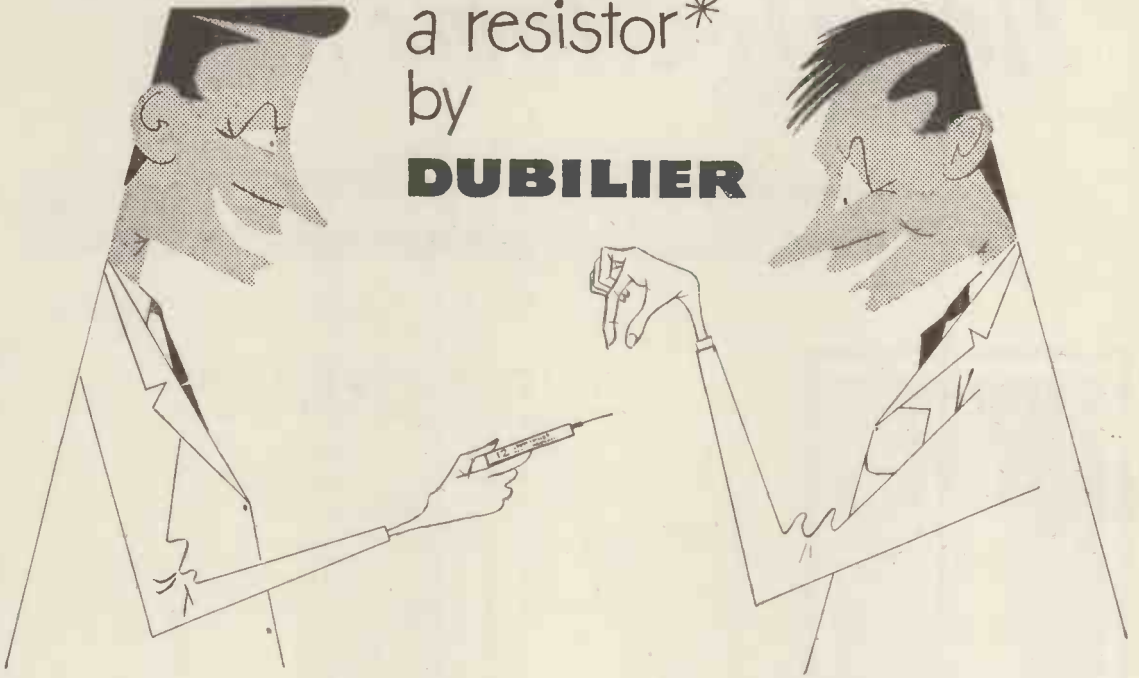
If your requirements are unusual, we are interested in discussing tool costs.

Magnetic Devices LTD.

A.I.D. and A.R.B. approved.

Magnetic Devices Ltd., Exning Road, Newmarket, Suffolk.
Telephone: Newmarket 3181-2-3. Telegrams: Magnetic Newmarket.

No engineer
can resist
a resistor*
by
DUBILIER



* An extremely wide range of Dubilier resistors is available both for development and production purposes. This range covers insulated wire-wound, power wire-wound, precision wire-wound, ultra high range, high stability, high voltage and high frequency resistors.

Type BT insulated resistors are completely protected by a phenolic resin housing which is sealed at the ends. Type BTS is rated at $\frac{1}{2}$ watt and Type BTB at 1 watt at 70° C. Resistance range is 100Ω to 10MΩ (BTS) and 390Ω to 22MΩ (BTB).



Type BTS resistors are also available in attractive handy cartons of twelve. These cartons protect the resistors from dirt and permit easy storage and selection in the laboratory or workshop. Save time and trouble by ordering all your $\frac{1}{2}$ watt resistors in the handy carton.



DUBILIER

Now Available!

FERRANTI CERAMIC VALVES

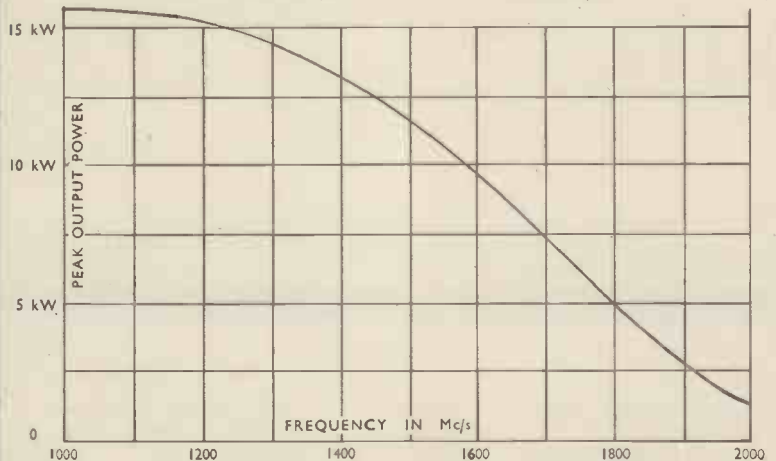


TRIODE TYPE UL10
Less than 2 1/2" x 1" max. dia.

TRIODE TYPE UL10

RF Output Power under PULSE Conditions

Pulse V_a 4 kV
 Pulse Duration 2 1/2 μ sec.
 P.R.F. 200 p.p.s.



Also suitable for use as C.W. Oscillator or Amplifier giving outputs up to 15 Watts at frequencies up to 1000 Mc/s.

All Ferranti Ceramic Valves have the following outstanding advantages.

- LONG LIFE
- REDUCED DIMENSIONS
- HIGH PEAK EMISSION
- HIGH MECHANICAL STRENGTH
- HIGH PERMISSIBLE TEMPERATURE OF OPERATION



FERRANTI LTD · CREWE TOLL · FERRY ROAD · EDINBURGH 5
 LONDON OFFICE: KERN HOUSE · 36 KINGSWAY · W.C.2.

*

The new sound in Home Entertainment



Hi Fi




HIGH FIDELITY SYSTEMS

In the production of Pye High Fidelity systems, the aim has been a standard of performance in keeping with the recent improvements in recording and FM broadcasting techniques. Pye High Fidelity systems comprise carefully matched and technically perfect units, forming combinations unequalled in any other sound reproducing systems commercially available. Fully illustrated literature supplied on request.


Pye Limited, Auckland,
New Zealand.
Pye Canada Ltd.,
Northline Road, Toronto.
Pye (Ireland) Ltd.,
Dublin, Eire.
Pye Pty. Ltd.,
Melbourne, Australia.

Pye Corporation of America,
270 Park Avenue, New York.
Pye Limited, Tucuman 829,
Buenos Aires
Pye Limited, Mexico City.
Pye Radio & Television
(Pty.), Ltd., Johannesburg,
South Africa.


PYE LIMITED · CAMBRIDGE · ENGLAND



HF5/8 Amplifier.—With an output of 5 watts (8 watts peak), this remarkable unit has been specially designed for use in the home. Outstanding features: Loudness Compensator Control, a choice of 5 pickup compensators, 4 record equalisation characteristics and 4 plug-in inputs. In attractive walnut veneered cabinet or in chassis form.

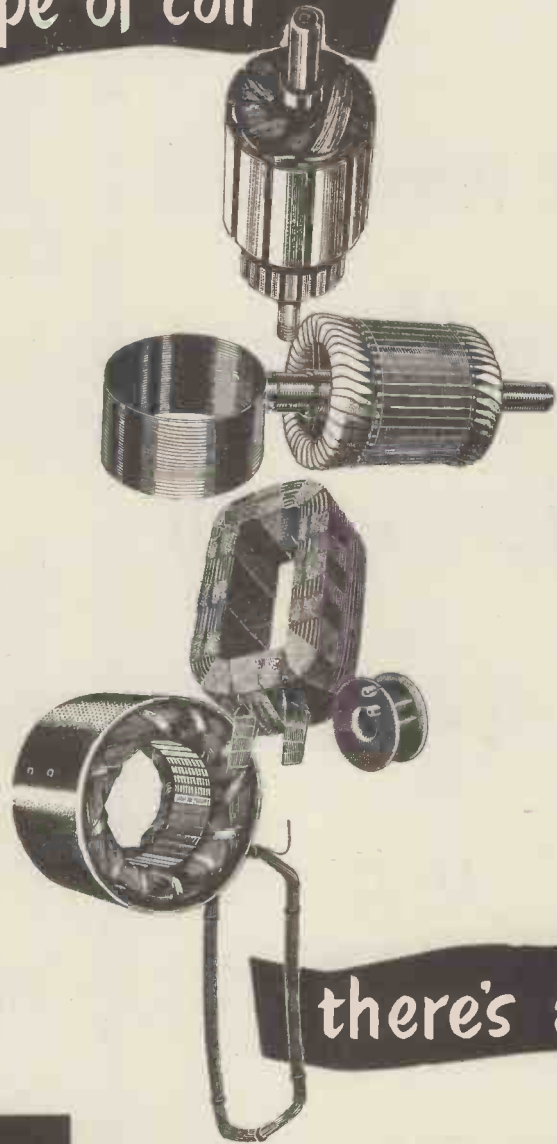


HFT111 Tuner.—An advanced 8-valve FM/AM tuner with built-in power pack designed to give high fidelity reproduction when used with amplifying equipment of comparable quality. Features: a stabilised permeability tuning system, noise limiter and phase discriminator. Attenuators provided for both FM and AM outputs.



HFT111W Tuner (Cabinet).—This houses the HFT111 Tuner in a contemporary style cabinet of contrasting sycamore and walnut veneers; it has been specially designed to match the finish of other high fidelity units in the Pye range.

for every type of coil



there's a

BICC

WINDING WIRE

USE OUR TECHNICAL ADVISORY SERVICE

If you are faced with a winding problem please ask for assistance; BICC technicians are always willing to give you the benefit of their experience. For most winding wire jobs the Publications listed will provide the data you require. They are available on request.

- No. 266 *Insulated Winding Wires and Strips*
- No. 296 *"Bicaloc" Winding Wires (Self Bonding)*
- No. 303 *Enamelled Oil Base Winding Wires.*
- No. 322 *"Bicalex" Winding Wires (Synthetic Enamel).*
- No. 328 *"Fifty - Three" Enamelled Winding Wires.*

BRITISH INSULATED CALLENDER'S CABLES LIMITED



21 Bloomsbury St., London, W.C.1

PERFECTED BY **COSSOR**


PRINTED CIRCUITS

Now available to manufacturers of Radio, Electronic Instruments and other electrical equipment.

Since 1947 Cossor engineers have been studying the problems associated with Printed Circuits and Wiring. The present standard of perfection achieved and the experience gained over these years are now offered to the Electrical and Radio Manufacturing Industry which is ready to take advantage of this revolutionary technique.

Economy in materials, production time, weight and space, together with consistency of production, are the major attractions.

Above all, a reliability factor hitherto unobtainable is now within the reach of all manufacturers engaged on circuit and wiring problems.



C192

COSSOR


A. C. Cossor Limited
Cossor House, Highbury Grove, London, N.5

Cossor engineers will be pleased to advise on designs for printed components and circuit assemblies, and complete layout designs.

Cossor printed circuit and wiring panels are subject to the most rigorous humidity and electrical tests prior to final approval by our Design and Development Section.

Please send your enquiry to the Technical Sales Department, A. C. Cossor Limited, Cossor House, Highbury Grove, London, N.5.

QUAD II AMPLIFIER




The choice of

**LEADING BROADCASTING
COMPANIES AND
RECORDING STUDIOS**

As always

**THE CLOSEST
APPROACH TO
THE ORIGINAL
SOUND . . .**



The QUAD II and Industry

The QUAD II is rapidly establishing itself too, in the industrial field . . . several large commercial and public undertakings have installed this equipment for special applications where performance and reliability are essentials.



Send for Illustrated Brochure giving full details of the QUAD II Amplifier

ACOUSTICAL

**THE ACOUSTICAL MANUFACTURING CO. LTD.
HUNTINGDON, HUNTS.**

NEW! THE PRACTICAL WAY of learning RADIO • TELEVISION • ELECTRONICS

2-stage receiver

Power Supply unit

3-stage T.R.F. Receiver

Special units

Instructional lesson manuals

Complete 5 valve Superhet 3-wave band receiver suitable for A.M. or F.M. reception

COMPLETE EXPERIMENTAL COURSE in RADIO ENGINEERING and SERVICING

An entirely new series of courses designed to teach Radio, Television and Electronics more quickly and thoroughly than any other method. Specially prepared sets of radio parts are supplied and with these we teach you, in your own home, the working of fundamental electronic circuits and bring you easily to the point when you can construct and service radio receivers, etc.

Whether you are a student for an examination; starting a new hobby; intent upon a career in industry; or running your own business — these Practical Courses are ideal and may be yours at very moderate cost.

With these outfits, which you receive upon enrolment and which remain your property, you are instructed how to build basic Electronic Circuits (Amplifiers, Oscillators, Power Units, etc.) leading to designing, testing and servicing of complete Radio and Television Receivers.

 **NEW TELEVISION COURSE** including a complete set of equipment dealing with the design, construction and servicing of a high quality television receiver.

Courses (with equipment) also available in many other engineering subjects.

COURSES FROM 15/- PER MONTH

EMI INSTITUTES

An educational organisation serving the E.M.I. Group of Companies which include "HIS MASTER'S VOICE," MARCONIPHONE, COLUMBIA, ETC.



FILL IN COUPON
FOR
FREE
PROSPECTUS

To E.M.I. INSTITUTES,
Dept. 127X, Grove Park Road, London, W.4.
Please send me your FREE book on Practical Courses.

Subject(s) of interest _____

NAME _____

ADDRESS _____

JULY/56

IC.68A

ADCOLA

PRODUCTS LIMITED
(Regd. Trade Mark)

SOLDERING INSTRUMENTS
& EQUIPMENT

SPECIALISED SOLDERING EQUIPMENT

TYPES

- 1/8" BIT LIST No. 70
(Instrument Work)
- 3/16" BIT LIST No. 64
(Factory bench line assembly)
- 1/4" BIT LIST No. 107
(Large Tagging)

Manufactured to meet any voltage and
supply from 6/7v. to 230/50v.



ILLUSTRATED

- For factory bench line assembly
- 3/16" DETACHABLE BIT MODEL
LIST No. 64
- PROTECTIVE SHIELD LIST No. 68

BRITISH, FOREIGN PATENTS AND
REGISTERED DESIGNS, ETC.

REPRESENTED IN ALL
LEADING COUNTRIES

Telephones:
MACaulay 3101
" 4272

Write for catalogues and further information

HEAD OFFICES & SALES **ADCOLA** PRODUCTS LIMITED
GAUDEN ROAD, CLAPHAM HIGH ST., LONDON, S.W.4.



Fast
Replacement Service

YET another good reason for the confidence of Dealers in Ediswan Mazda valves and further evidence of the forward looking approach of The Edison Swan Electric Co. Ltd. Ediswan's valve service depot at Brimsdown is organised on modern "flow production" lines to give speedy service on all valves returned under guarantee.

Cathode Ray Tube Service Depots in strategic centres throughout the country minimise delays and expense on Television servicing.


EDISWAN

M A Z D A

VALVES & ALUMINIZED TELEVISION TUBES

RV.16

THE EDISON SWAN ELECTRIC CO. LTD. 155 Charing Cross Road, London, W.C.2 and Branches
Telephone: Gerrard 8660 • Member of the A.E.I. Group of Companies • Telegrams: Ediswan, Westcent, London



Rotary Transformers

Power Controls Ltd., Exning Road, Newmarket, Suffolk
 Telephone: Newmarket 3181. Telegrams: Powercon, Newmarket

Have you a transformer problem? If so, we can help you. We can undertake to develop and manufacture rotary transformers to your specification.

The illustration shows a typical transformer which we are manufacturing for a specific requirement. Made for 6, 12 or 24 volts D.C. input, it can supply a continuous D.C. output of 350 volts at 30 mA. or an intermittent output of 310 volts at 60 mA. The no-load current consumption is 2.2 amps. at 11.5 volts and the ripple voltage is less than 6 volts r.m.s. on 60 mA. load. The size is only 4-9/16" long by 2-21/32" across the brush terminals.

From on the map to on the air



through Marconi's experienced hands

Broadcasting and television authorities all over the world look to Marconi's for much more than the supply of equipment. The company has been called on for every aspect of the provision of a broadcasting service, from the survey of propagation problems in the area to be served, through the complete building of the transmitter stations and the installation of the programme input equipment, to the erection of the aerials, maintenance, and the training of technical staff. No other company in the world tackles such matters with the experience, research facilities, skill and resourcefulness of Marconi's.



*Seventy-five per cent of the world's broadcasting authorities rely on Marconi equipment.
Marconi equipment is installed at all B.B.C. and I.T.A. television stations.*



Lifeline of Communication

MARCONI

Complete Sound and Television Broadcasting Systems

MARCONI'S WIRELESS TELEGRAPH COMPANY LIMITED, CHELMSFORD, ESSEX.
LB 6

CATHODEON



Quartz Crystal Units

Specialists in HIGH STABILITY CRYSTAL UNITS
in the frequency range 2,000-60,000 Kc/s.

CATHODEON CRYSTALS LIMITED

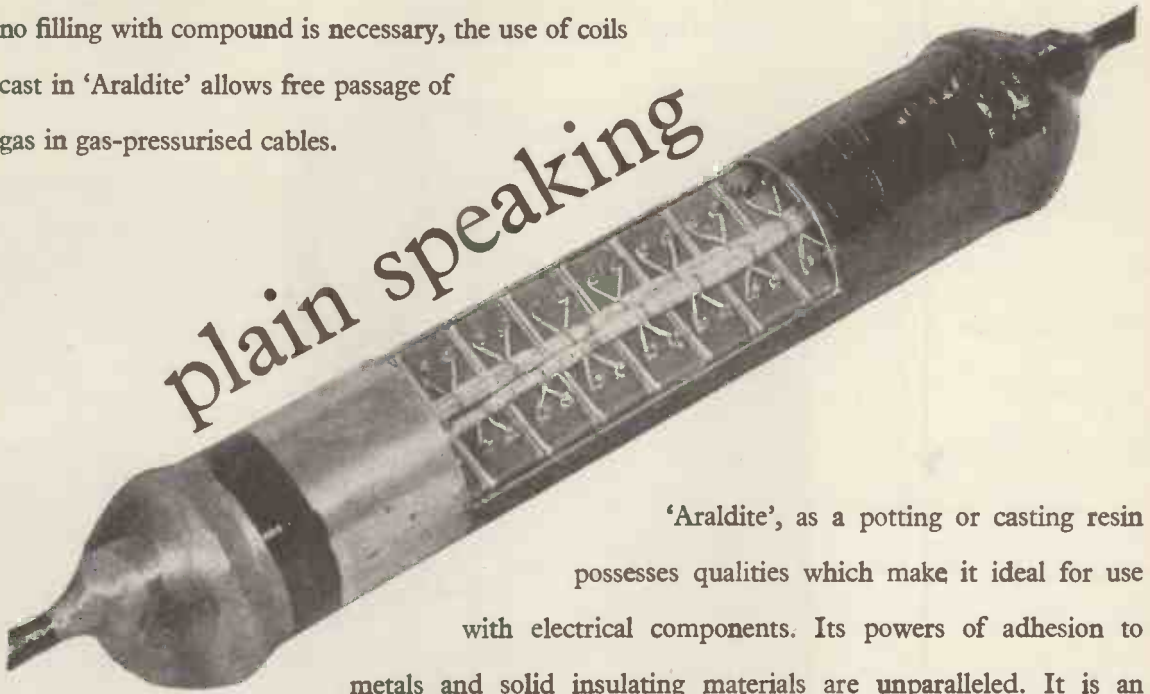
LINTON · CAMBRIDGESHIRE

Telephone : LINTON 223



These Mullard Loading Coils represent the latest technique in splice loading of voice frequency cables, whereby the exact number of coils may be installed to meet current requirements. The coils are cast in 'Araldite' epoxy resin which gives complete protection against climatic conditions and permits the use of shapes which will occupy the minimum of space in the joint. As no filling with compound is necessary, the use of coils cast in 'Araldite' allows free passage of gas in gas-pressurised cables.

plain speaking



'Araldite', as a potting or casting resin possesses qualities which make it ideal for use with electrical components. Its powers of adhesion to metals and solid insulating materials are unparalleled. It is an excellent insulator, tough, flexible, highly resistant to 'tracking' and has a low power factor. It does not cause corrosion, provides complete protection against tropical conditions and complies with service requirements relating to sealing of components.

'Araldite' epoxy resins have a remarkable range of characteristics and uses.

- They are used
- ★ for bonding metals, porcelain, glass, etc.
 - ★ for casting high grade solid insulation.
 - ★ for impregnating, potting or sealing electrical windings and components.
 - ★ for producing glass fibre laminates.
 - ★ for producing patterns, models, jigs and tools.
 - ★ as fillers for sheet metal work.
 - ★ as protective coatings for metal, wood and ceramic surfaces.

*Please write now
for full descriptive
literature on
Araldite Epoxy Resins.*

'Araldite'

epoxy resins

'Araldite' is a registered trade name.

Aero Research Limited A Ciba Company. Duxford, Cambridge. Telephone: Sawston 187
AP.264-183A

switch to *Superspeed!*

In buying solder for manufacturing purposes there is only one sound principle . . . buy the best.

Otherwise you are risking the dependability of your products and the reputation of your firm.

Incorporating Enthoven's unique 6-channel stellate core, *SUPERSPEED* is everywhere recognised as the most efficient cored solder wire for general assembly work on radio, television, electronic and tele-communication equipment. But there is also an Enthoven solder product that is *the best* for every other engineering and manufacturing application. Please write today for the new edition of our brochure "Enthoven Solder Products" —or consult us quite freely on your particular problems.




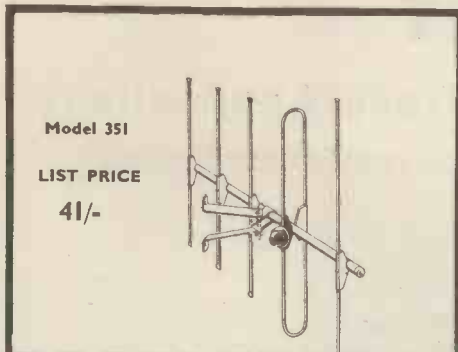
By relying on ENTHOVEN for all your soldering requirements you are banking on the best known name in the industry—a name that represents nearly 150 years experience in non-ferrous metals and an incomparable record in research and development.

ENTHOVEN SOLDER PRODUCTS

ENTHOVEN SOLDERS LTD., 89 UPPER THAMES STREET, LONDON, E.C.4.

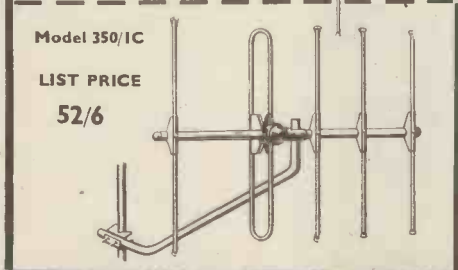
MANsion House 4533





The Loft mounting models 331 and 351 are equipped with a special bracket for easy mounting in the loft and have sealed connections to enable them to be fitted to the window frame if required.

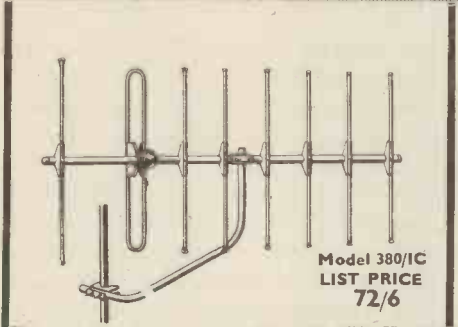
The exclusive "U" series of fully assembled Indoor Aerials have telescopic rods and rotatable adjustment to provide pinpoint reception on any Band 3 channel.



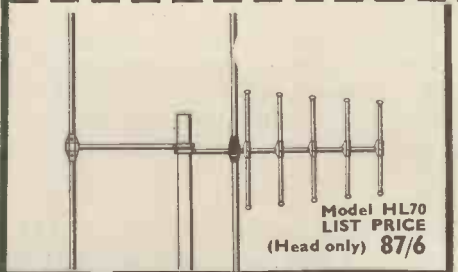
3 and 5 element arrays—which have proved to be the most popular aerials for Band 3 reception in the London area—are available with three alternative mounting arrangements. Models incorporating a "U" Bolt Clamp for attachment to existing masts, as illustrated, have been outstandingly successful.



ANTIFERRENCE FOR BAND 3



For areas where greater signal strength counts, the Antiferrence range contains 8 and 10 element arrays with a variety of mounting arrangements. All the exclusive Antiferrence design features are incorporated.



For Combined Band 1/Band 3 reception the HIL-O range, using our unique electronic coupling, is the complete answer in every way. Several models are available—with or without masts and mounting equipment.



YOU CAN RELY ON

★ All Antiferrence aerials incorporate features which are fully protected by Patents or are the subject of Patents applied for.



Antiferrence Limited, Aylesbury, Bucks.
LONDON DHB 2519
AYLESBURY

Telephone: Aylesbury 1467/8/9.

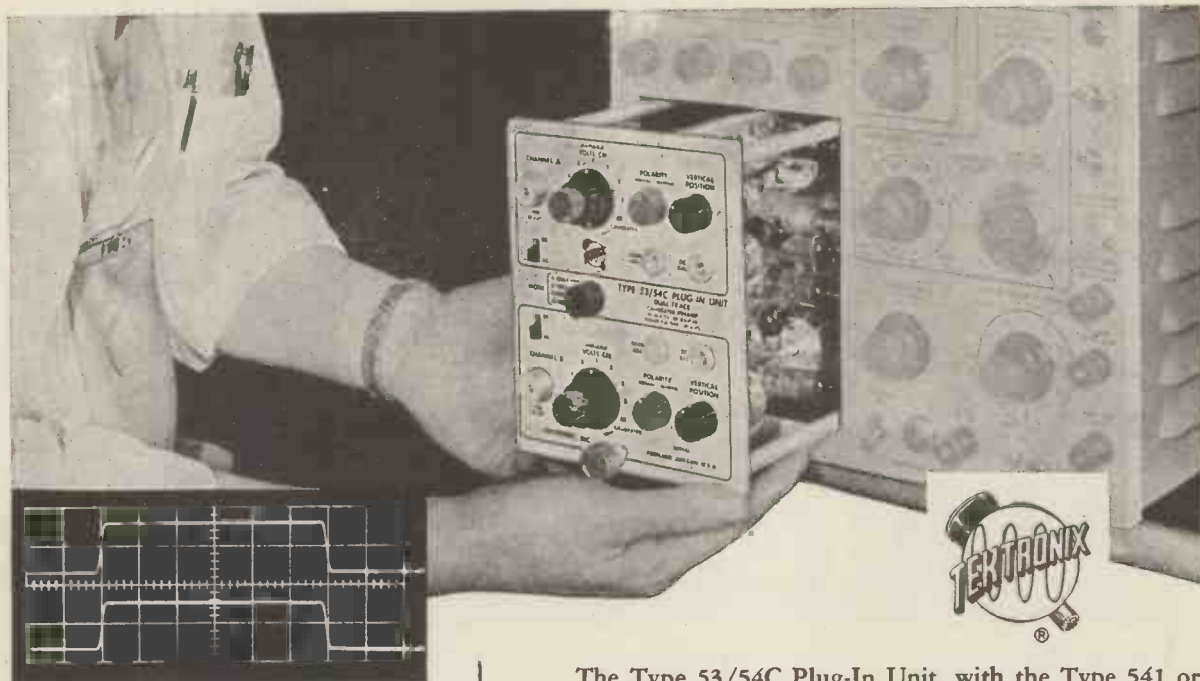
TORONTO, CANADA

EXPERIENCE
SYDNEY, AUSTRALIA

NEW PLUG-IN UNIT

For Wide-Band Dual-Trace Applications

...with Tektronix Type 541 and Type 545 Oscilloscopes



Response of both channels to the same signal. A 0.6- μ sec pulse is displayed on alternate 0.1- μ sec/cm sweeps of the Type 545 Oscilloscope with the Type 53/54C Plug-In Unit.

Type 53/54C Plug-In Unit Characteristics

VERTICAL RESPONSE

With Type 541 and Type 545 Oscilloscopes
 Passband—dc to 24 mc
 (3 db \pm 1/2 db down at 24 mc)
 Risetime—0.015 μ sec

With Type 531 and Type 535 Oscilloscopes
 Passband—dc to 10 mc
 Risetime—0.035 μ sec

CALIBRATED SENSITIVITY

Nine steps from 0.05 v/cm to 20 v/cm, accurate within 3% of the panel reading.

INPUT CAPACITANCE

20 μ f direct, 8 μ f with 10x probe (P410)—as little as 2.5 μ f with 50x accessory probe.

ELECTRONIC SWITCHING

Triggered—for alternate sweep presentations.
 Free-running at about 100 kc—for single-shot presentations of two simultaneous transients.

*Price—\$275 (106£)

Prices F.O.B. Portland (Beaverton), Oregon

*Plus duty if applicable.

The Type 53/54C Plug-In Unit, with the Type 541 or Type 545 Oscilloscope, handles dual-trace applications over a wide frequency range. Either combination provides two identical amplifier channels with a dc-to-24 mc frequency response, 15-millimicrosecond risetime. Electronic switching can be triggered, displaying two signals on alternate sweeps ... or free-running, switching at a rate of about 100 kc. Separate controls for each channel provide for vertical positioning, polarity inversion, sensitivity selection, and selection of ac or dc-coupling. Either channel can be used separately for single-trace applications.

The Type 53/54C is completely interchangeable among Tektronix Type 540-Series and Type 530-Series Oscilloscopes. When used with the Type 531 or Type 535 Oscilloscope it provides better overall passband and risetime characteristics (dc to 10 mc, 0.035 μ sec) than its predecessor, the Type 53C.


Represented in Great Britain by
LIVINGSTON LABORATORIES, LTD.
 Retcar Street, London N. 19
 Archway 6251



Tektronix, Inc.

P. O. Box 831D, Portland 7, Oregon, U.S.A.

Phone CYpress 2-2611 • TWX-PD 265 • Cable: TEKTRONIX



Announcing

The first of the Elac
“ELMAG”

*Series of
 High Fidelity Units*

**9 x 5 Elliptical Speaker
 Type 59T.**

This unit is designed to give good quality at domestic volumes, it can be operated successfully in conjunction with a normally good receiver.

Where a Power Output Stage providing more than 4 watts is used, 2 or more speakers are recommended.

Flux Density, 8000 gauss (27,500 Maxwells) Frequency
 Response 40-12,000 Cps.

RETAIL PRICE.....38/2 inc. Tax

With Transformer49/4 inc. Tax



ELECTRO ACOUSTIC INDUSTRIES LTD

STAMFORD WORKS. BROAD LANE. TOTTENHAM, N.15 TEL: TOTTENHAM 0505-9

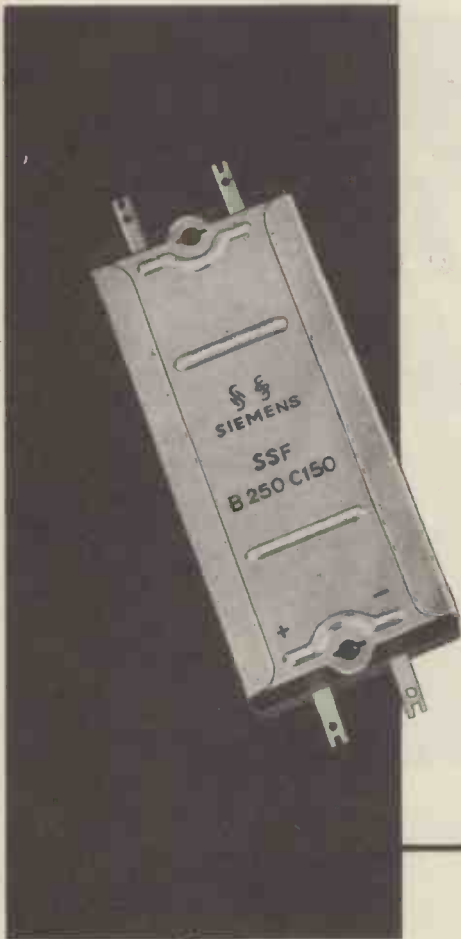


SIEMENS



CONTACT COOLED SELENIUM RECTIFIERS

10,000,000 sold

since 1950



B 10 E

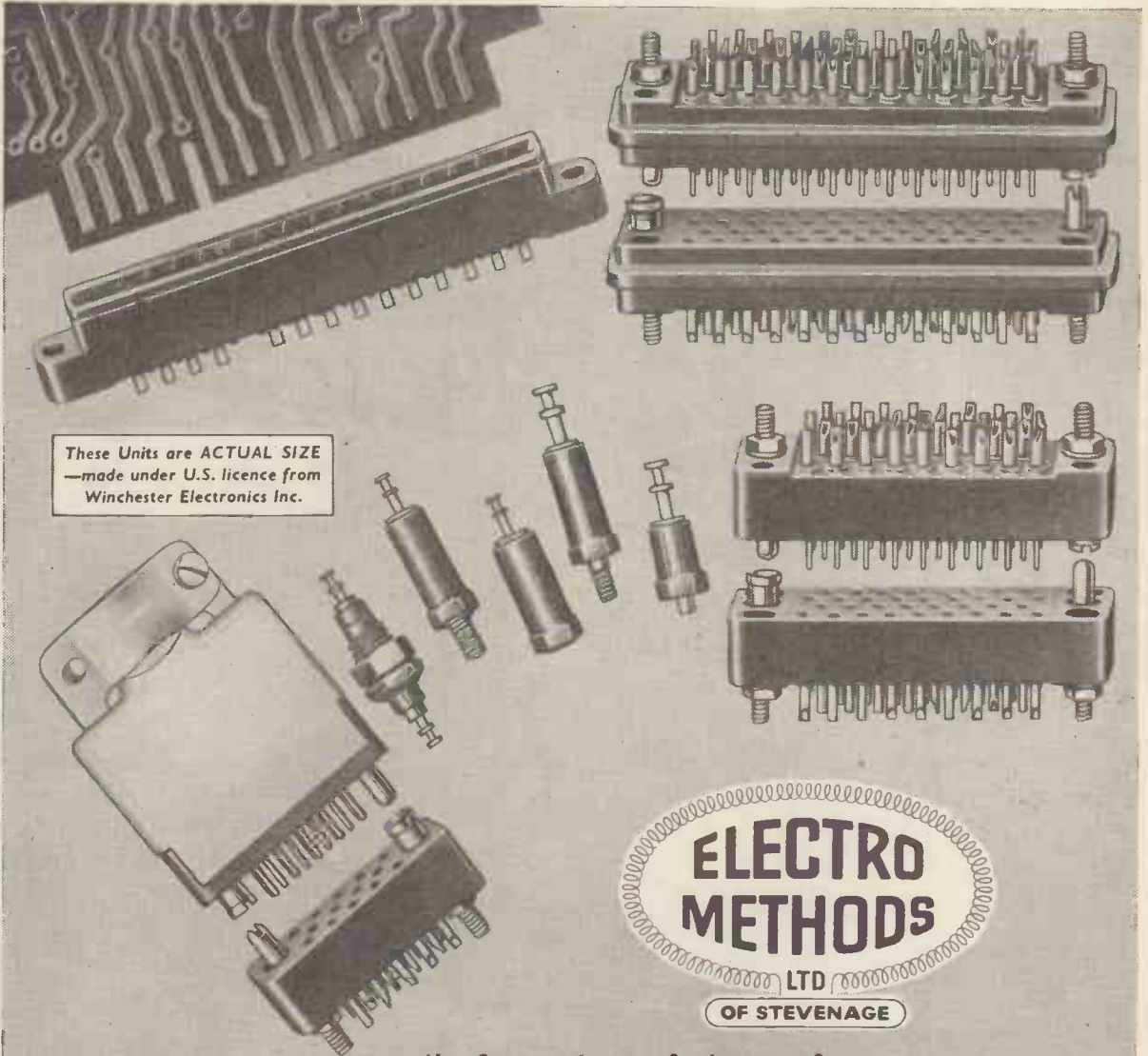


SIEMENS & HALSKE AKTIENGESELLSCHAFT
BERLIN · MÜNCHEN

FULL PARTICULARS FROM

R. H. COLE (OVERSEAS) LTD.

2, Caxton Street · Westminster · London S.W.1



These Units are **ACTUAL SIZE**
 —made under U.S. licence from
 Winchester Electronics Inc.

— the foremost manufacturers of

Our range of miniatures
 will soon include
Hermetically-sealed connectors,
Pressure-tight connectors,
Quick-release connectors,
Co-axial connectors,
High-voltage connectors,
Combination Plugs and Sockets
incorporating standard pins,
co-axial or high-voltage connections.

miniature
ELECTRICAL
connectors
 AND TERMINALS



A new comprehensive range
 of miniature plugs, sockets, printed-circuit
 connectors and terminals, specially designed
 and moulded in melamine, with gold-plated
 contacts, for use in Electronics, Aeronautics,
 Instrumentation and Industry.

Full technical data and illustrated
 leaflets forwarded on request:
ELECTRO METHODS LTD.
 12-36 Caxton Way, Stevenage, Herts.
 Telephone: Stevenage 780

NOW AVAILABLE FOR PROMPT DELIVERY



TUBES

for STABILISERS 
and for TRIGGER TUBES 

Standard Telephones and Cables Limited manufacture a comprehensive range of Cold Cathode Gas-filled Voltage Stabilisers and Trigger Tubes, designed to cover a wide range of voltage and cathode current values.

Technical data sheets giving full operating characteristics are available from the Valve Sales Department



VALVE CODE	CATHODE CURRENT mA	MAINTAINING VOLTAGE (V)
G75/3G	60	30-100
G180/2M	45	30-100
SV-VR150/30	40	30-100
SV-VR105/30	40	30-100
SV-VR90/30	40	30-100
SV-VR75/30	40	30-100
SV-OA2	30	30-100
SV-O82	30	30-100
G120/1B	30	30-100
G400/1K	4	30-300
G400/2G	4	30-300
G50/1G	0.5	30-300



VALVE CODE	CATHODE CURRENT mA	MAINTAINING VOLTAGE (V)
G150/2D	30	30-100
G240/2D	30	30-100
G1/37K	10	30-100
4313C	10	30-100
G1/235G	1.5	30-100



Standard Telephones and Cables Limited

VALVE AND TRANSISTOR SALES DEPARTMENT

CONNAUGHT HOUSE

63 ALDWYCH

LONDON W.C.2.

Designed to protect
 electronic instruments and
 other sensitive equipment from
VIBRATION and SHOCK

Type GB 896
 (A.R.B. Ref. No. E3518)
 For loads from 2 to 35 lbs.

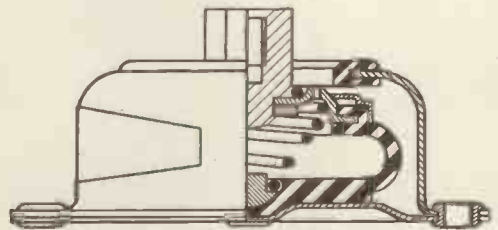
“BARRYMOUNT” Air-damped Isolators have been specially developed to provide assured protection for sensitive equipment against vibration and shock. An outstanding feature is their remarkably uniform performance over the full rated load-range.

Over 1,000,000 go into use every year for the protection of every type of air-borne equipment, from the lightest and most delicate instruments and electronic devices to apparatus up to 140 lbs. weight.

- Superior vibration isolation.
- Improved shock absorption.
- Low permanent set and drift.
- Operation over wide temperature range.
- Minimum side sway.
- Wide load range with uniform performance.



Outstanding in design



Simple in construction

MADE IN ENGLAND UNDER LICENCE

AIR-DAMPED

BARRY B MOUNT

ISOLATORS

FROM BARRY CONTROLS INC. OF U.S.A.

Write for technical bulletins:

CEMENTATION (MUFFELITE) LTD., 20 ALBERT EMBANKMENT, LONDON, S.E.11

(REliance 6556)

CB5



MINIATURE
CERAMIC CAPACITORS
 FIXED & VARIABLE

FINISH: STOVE ENAMELLED OR BAKELITE COATED


Wide choice for Radio
T.V., all Electronic
Appliances application
and Interference
Suppression

TYPES

- DISC**—3 Types
- TUBE**—All Types
- PEARL**


- DISC TRIMMERS**
- TUBE TRIMMERS**
- WIRE TRIMMERS**

*Please apply
for further
details and
Prices*



STEATITE INSULATIONS, LTD.,
 25 SOMERSET ROAD, EDGBASTON, BIRMINGHAM, 15.

Telephone : **EDGBASTON 5381/2.**
 Telegraphic Address : **"STEATITE-BIRMINGHAM, 15"**



H.F. POWER TRANSFORMERS

H.F. power transformers of outstanding efficiency are the latest additions to the Mullard range of high quality components designed around Ferroxcube magnetic cores.

Utilising the unique characteristics of Ferroxcube to the full, Mullard H.F. transformers are smaller, lighter, and less costly than transformers using alternative core materials. These advantages are particularly marked in transformers required to handle powers of up to 2kW, between the frequency range 2kc/s to 2Mc/s. Mullard transformers are already finding wide use in applications as diverse as ultrasonic H.F. power generators and aircraft power packs operating from an aircraft's normal A.C. supply. In the latter application, the low leakage field of Ferroxcube can eliminate the need for external screening, thereby reducing the size and weight of the transformer even further.

As with all Mullard high quality components, these H.F. power transformers are designed and built to engineers' individual specifications. Write now for details of the complete range of components available under this service.


RATING UP TO 2 kW

FREQUENCY RANGE 2 Kc/s to 2 Mc/s

Mullard



'Ticonal' permanent magnets
Magnadur ceramic magnets
Ferroxcube magnetic cores



**10" BRONZE/CSB
111/3**

including 31/9 Purchase Tax.
Flux Density 10,000 lines
Total Flux 39,500 lines
Speech Coil
2/3 ohms or 12/15 ohms
5 watts input
Dust proof assembly

This new addition to the WHARFEDALE range brings high quality reproduction within reach of most pockets. The cloth suspension and cone with bakelised apex give wide range smooth response, with a fundamental resonance between 30 and 38 cycles. Each speaker individually tested and calibrated. The 10in. BRONZE/CSB is suitable for use in the Bronze Reflex cabinet and other reflex enclosures. The unit is hand-made by experts to the same high standards as the more expensive Wharfedale CS speakers.

BRONZE REFLEX CABINET

£14



The Bronze Reflex Cabinet has been designed specially for the new 10in. BRONZE/CSB unit, but it can be used with any good 10in. loud-speaker having an open baffle resonance below 45 c/s.

This cabinet is acoustically treated and fitted with the new Wharfedale Acoustic Filter* which reduces distortion at low frequencies and gives a smoother mid-range response. The bass is

remarkably full, clean and crisp for such a small enclosure, and the loading on the cone is so well maintained that the 10in. BRONZE/CSB will handle peak inputs of 10 watts when reproducing heavy orchestral and organ music.

The cabinet is strongly constructed from high grade 3/4in. plywood, veneered walnut (oak and mahogany veneer to order at the same price). The front is covered with untarnishable expanded aluminium mesh, anodised bronze.

* Patent-App. No. 4493/56.

Wharfedale

WIRELESS WORKS LIMITED

Idle, Bradford, Yorkshire, Tel: Idle 1235-6.

Another DALY Electronic Achievement

CAPACITORS IN REDUCED SIZES WITH FULL VALUES AND WORKING VOLTAGES

SEND NOW for new leaflets with up-to-date information on this new range of capacitors.

DALY has succeeded in maintaining full capacity values and working voltages in more compact designs specially suited to ultra-modern equipment.

PHOTO-FLASH EQUIPMENT · DEAF AIDS · PRIVATE TELEPHONE INSTALLATIONS · AMPLIFIERS · D.C. POWER UNITS · SPOT WELDING EQUIPMENT · TEST-GEAR · MAGNETISATION EQUIPMENT

Behind **DALY** capacitors lies 20 years of making only electrolytics, highly specialized experience which engineers throughout the world are finding invaluable, and which is readily available to you.


DALY

ELECTROLYTIC CAPACITORS

CONDENSER SPECIALISTS FOR OVER 20 YEARS

KLYSTRONS

The range of Klystrons produced by the English Electric Valve Company comprises twelve standard types, two of which operate into the Standard X-band British Waveguide, whilst the remainder operate into the Standard American Waveguide 16. The frequency coverage can be varied, within certain limits, to meet the requirements of equipment designers. All valves are supplied with integral resonant cavity. Full particulars will be sent on request.



'ENGLISH ELECTRIC'

ENGLISH ELECTRIC VALVE CO. LTD.

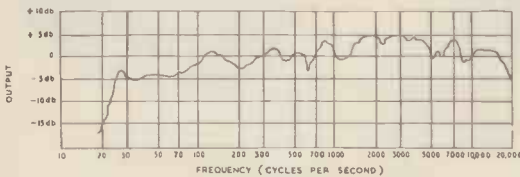


*Waterhouse Lane, Chelmsford
Telephone: Chelmsford 3491*



HARTLEY-TURNER "315" LOUDSPEAKER

Power Handling Capacity	15 Watts Peak A.C.
Flux Density	14,000 Gauss
Voice Coil Impedance	4 or 15 ohms. (Please state on order)
Fundamental Resonance	30 c/s
Frequency Coverage	25 c/s-15 Kc/s.
Chassis	Die Cast non-magnetic alloy
Overall diameter	12½ in.
Overall Depth	6½ in.
Nett weight	7 lbs. 9 ozs.
Packed weight	9 lbs. 9 ozs.



Retail Price 10 Guineas.
(Carriage paid in Great Britain)

H. A. HARTLEY CO. LTD.
66, WOODHILL, WOOLWICH,
LONDON, S.E.18.

Phone : Woolwich 2020. Ext. CB32

REMOTE CONTROL ?

We cannot do the Indian Rope Trick but with

FLEXIBLE SHAFTING

We can operate any element requiring rotation or push-pull movement, or both, no matter if the controlled element is close to or at a distance from the control point.

We can operate from an accessible point, switches, valves and other electrical and mechanical devices located in inaccessible places.


We can, in fact, solve your problems.



Flexible Shaft Handbook available to technicians on request.

THE S. White CO. OF GREAT BRITAIN LTD.
INDUSTRIAL DIVISION
BRITANNIA WORKS,
ST. PANCRAS WAY, LONDON, N.W.1.

Telephone : EUSton 5393



HIGH FIDELITY plus HIGH VERSATILITY

Behind the new RCA High Fidelity Amplifier stands over a quarter of a century's skill and experience in designing professional sound reproducing equipment. This Amplifier includes several exclusive features entirely new to audio engineering, thus making it many years ahead of its time both in design and construction.*

The resulting performance will be found to give a new meaning to high fidelity reception and a new realism to recorded music.

The RCA High Fidelity Amplifier can be incorporated successfully into any existing home audio system. The versatility of its input and output facilities coupled with the wide measure of control afforded by the Pre-Amplifier means that it can be used in conjunction with most high quality audio equipment.

Pre-amplifier
and
Main Amplifier
£48 . 0 . 0



*New Orthophonic
High Fidelity*

RCA GREAT BRITAIN LIMITED

An Associate Company of Radio Corporation of America

Lincoln Way, Windmill Rd., Sunbury-on-Thames, Middx.

Telephone: Sunbury-on-Thames 3101.

PRE-AMPLIFIER

INPUTS—Magnetic Pickup

B.78. 16 mv input for rated output. 300 c/s Turnover. 6 DB Roll-off at 10 Kc/s.

A.78. 14 mv input for rated output. 500 c/s Turnover. 16 DB Roll-off at 10 Kc/s.

L.P. 13.5 mv input for rated output. 500 c/s Turnover. 12 DB Roll-off at 10 Kc/s. Flattened LF at 50 c/s to + 13 DB.

R.I.A.A. 11.5 mv input for rated output. 500 c/s Turnover. 14 DB Roll-off at 10 Kc/s. 3 DB Flattening at 50 c/s.★

Crystal Pickup. .35 volt with inbuilt equalisation from constant amplitude to constant velocity output enabling switched replaying characteristics to be accurately employed.

Radio/Tape High Level 200 mv. Flat characteristic. Low level 50 mv. Flat characteristic.

Microphone 6.5 mv for rated output. Flat characteristic.

Mixer Facilities for microphone input, with radio/tape gramophone inputs.★

OUTPUT. 1.2 volts from cathode follower stage.

TAPE RECORDING OUTPUT. 1.2 volts cathode follower independent of monitoring.

BASS & TREBLE. Plus and minus 14 DB at 50 c/s and 10,000 c/s.

VOLUME. Twin ganged control giving correct gradation.★

LOW-PASS FILTER. Switched 10 Kc/s, 7 Kc/s, 5 Kc/s and Flat.

HIGH-PASS FILTER. Inbuilt, attenuating below 20 c/s.

FILTER SLOPE. Variable to 35 DB per octave.

POWER REQUIREMENTS. 375 v/7 ma, 6.3 v/1 amp.

MAIN AMPLIFIER

OUTPUT. 12 watts rated. Peak in excess of 20 watts over 25-20,000 c/s.★

DISTORTION. Total harmonic less than .1% at 10 watts—700 cycles.

NOISE LEVEL. 85 DB below rated output.

DAMPING FACTOR. Variable from positive to negative values.

FREQUENCY RESPONSE. Within 0.2 DB 20—25,000 c/s ± 0.5 DB 10—60,000 c/s.

FEEDBACK. 40 DB total.★

OUTPUT IMPEDANCES. 4 ohms, 7 ohms, 15 ohms.

INPUT VOLTAGE. 1.2 v. for rated output.

ANCILLARY POWER SUPPLIES. 375 Volts 45 milliamps. 6.3 volts 2.5 amps available for VHF Tuner, Pre-amplifier and Tape Reproducer amplifier.

POWER CONSUMPTION. 130 VA at full load. AC Input 100/150 and 200/250 volts.

WAVEGUIDE COMPONENTS for the Q-band

made with Hilger precision

wavemeters and reference cavities,
standing wave indicators, attenuators,
directional couplers, waveguide switches,
isolators, crystal holders,
thermistor mounts,
drawn or precision electroformed guide,
waveguide benches and pillar supports, etc.

All components are based on the standard size WG 22 with internal dimensions of 0.280in. by 0.140in. They are normally fitted with U.K. standard, pressurized, screwed-ring connectors with plain flanges but choke flanges or U.S.-type flanges are also available. The usual external finish is silver plating flashed with rhodium (satin chrome for benches and pillar supports).

For full details write for catalogue (W.7).

HILGER & WATTS LTD., 98 ST. PANCRAS WAY, LONDON, N.W.1 Tel.: GULLIVER 5636

Makers of precision scientific apparatus for more than a century

MAXI-Q



F.M. TUNER

THE GUARANTEED COMPONENTS DESCRIBED BELOW HAVE BEEN ACCLAIMED BY THOUSANDS AS THE FINEST OBTAINABLE.

Full constructional details, point-to-point wiring diagram and alignment instructions are given in our Technical Bulletin DTB.8, price 1/6.

F.M. SCALE. A bronze finished scale with yellow markings (0-20 Log) for use with all types of F.M. tuners or receivers. Consisting of metal scale, pointer, cord drive spindle, pulleys, 2 1/2 in. drum, cord and instructions for the assembly of the cord drive. The scale measures 5 1/2 x 3 in. and is for a cabinet aperture of 4 x 1 1/2 in., price 9/-.

RDT.1/10.7 Mc/s. A transformer for use in ratio discriminator type circuits. Can size 1 1/2 in. square x 2 1/2 in. high. Secondary winding of bifilar construction, iron dust core tuning, polystyrene formers and silver mica condensers, price 12/6.

PDT.1/10.7 Mc/s. A miniature phase discriminator transformer for use in frequency modulation detector circuits where the limiter/Foster-Seeley type of circuit is employed. Designed for carrier deviation of ±75 Kc/s. Qk=1.5. Screening can 1 1/2 x 1 1/2 in. square, price 9/-.

IFT.11/10.7 Mc/s. A miniature I.F. transformer of nominal frequency 10.7 Mc/s. The transformer is primarily intended for the I.F. stages of frequency modulation receivers and converters. The Q of each winding is 90 and the coupling critical. Dimensions as PDT.1, price 6/-.


IFT.11/10.7/L. As IFT.11/10.7 but with secondary tap for limiter input circuits, price 6/-.

Coil Type L1, T1, and T2. These coils are specially designed for use in the "MAXI-Q" F.M. TUNER, price 3/11 each. Chassis and screens for the above unit. completely punched in aluminium, price 7/6.

Obtainable from all reputable stockists or direct from works. GENERAL CATALOGUE covering technical information on full range of components, 1/- post free.

DENCO (CLACTON) LTD. 357/9 Old Road, Clacton-on-Sea, Essex

STOP PRESS:
 "Maxi-Q" F.M. TUNER UNIT assembled and valved at £9/19/6 inc. Power pack at £3. "OSRAM" F.M. TUNER completely assembled and valved at £30/16/- inc.
 "MULLARD 3 VALVE 3 WATT HI-FI AMPLIFIER." 16 swg aluminium punched chassis, 10/6.
 Complete metalwork for the T.G.C. Printed Circuit version of the "Osram" 912 Amplifier, 11/-.
 Mullard 5-10 Type "A" and "B" pre-amplifiers—Chassis and Printed Gold Finished Front Panel, Type "A," 8/6. Type "B" 12/6.
 Separate printed Gold finished Panels available, Type 'A' 1/6. Type 'B' 2/6.



Delaron

(by De La Rue)

does a double act for you

You already know DELARON as a laminated insulant of precisely known dielectric values and mechanical properties which fully meet all British Standard and Ministry specifications at every grade. It is used as a controller of electricity, from loudspeaker spiders to insulating washers.

But do you know about the second half of the double act by DELARON laminates?

In its copper-clad form it is the basis of most of the printed circuits in radio, television, radar and electronic computers—the new, simpler and cheaper method of circuit manufacture.

You should use DELARON laminates.

For information, advice and service get in touch with Dept. D8A, Thomas De La Rue & Co Ltd 84-86 Regent Street, London, W1.


ARE YOU SEARCHING ?



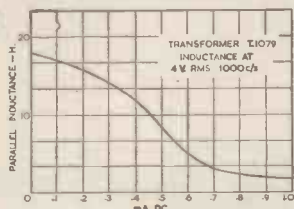
FOR HIGH QUALITY
ELECTRONIC MINIATURES

Make contact with Ardenite Acoustic Laboratories Limited, for details of high-quality Miniature Earphones, Transformers, Switches, Volume Controls, Plugs and Sockets; also of the widely-known ARDENITE Hearing Aids.

SUB-MINIATURE TRANSFORMER



SIZE
.315" x .425" x .530"



Of robust construction; its unique design of laminations enables Transformer characteristics to be closely controlled, despite its small size. Weight: .12 ozs. Lead-out wires are colour coded for phase sense of windings applications.

Specially designed apparatus, capable of detecting one short-circuited turn of 50 SWG in 5,000 turns, is used in manufacture to safeguard against premature failure caused by electrolytic action on the fine wire at short-circuited points.

A comprehensive range is available. A typical example is a Transformer with primary inductance of 100 Henries with no D.C. in the winding. The graph shows variation of primary inductance with D.C. in a similar unit.

Special designs of Transformers are produced to meet individual requirements.

THE MINIATURE EARPHONE

will be featured in a following advertisement; details will gladly be sent on request.



ARDENITE ELECTRONIC COMPONENTS

Details on request to

ARDENITE ACOUSTIC LABORATORIES LTD.

8-12 Minerva Road, North Acton, London, N.W.10

Telephone: ELGar 3923 (5 lines)

**OHMS?
RATING?
TOLERANCE?**

.....it's easy with **LAB**
Continuous Storage Units



Thousands of LAB Continuous Storage Units are daily solving the problem of control and storage of the great range of resistors. Compact, and capable of storing up to 720 separate resistors, LABpak make selection positive, simple and speedy. Now that Ceramicaps, Histabs and Wirewound resistors have been added to the carded range, the usefulness of LABpak storage units is enhanced.

FREE with any purchase of the LABpak range, these units are the complete answer to the storage problems of small production units, laboratories, etc.

MAKE UP YOUR ORDER TODAY
— DELIVERY EX-STOCK

All LABpak resistors are carded in ohmic value, rating and tolerance, colour indexed and tabbed for easy selection.

The LAB Continuous Storage Units are available from your normal source of supply, but more detailed information and literature can be obtained from:


THE RADIO RESISTOR CO. LTD.

50 ABBEY GARDENS · LONDON · N.W.8


Telephone: Maida Vale 5522

Distortion Corrected- Transmission Perfected

The Regenerative Repeater TRR 1 is a start-stop, five unit code equipment, designed to correct distortion on long line or radio telegraph circuits. It covers the speed ranges 45, 50 or 75 bauds, and accepts signals with up to 49% distortion. Noteworthy features for use on radio circuits are the rejection of short duration spurious start signals, the automatic insertion of correct length stop signals under deteriorating conditions, and the retransmission of long space signals during setting up.



REGENERATIVE REPEATER T.R.R.1.



*For line or
radio telegraph
circuits*



AUTOMATIC TELEPHONE & ELECTRIC CO. LTD

RADIO AND TRANSMISSION DIVISION, STROWGER HOUSE, ARUNDEL STREET, LONDON, W.C.2.

Telephone: TEMple Bar 9262. Cablegrams: Strowgerex London.

AT14621—BX107

Armstrong

SPECIALISTS FOR OVER 20 YEARS IN HIGH QUALITY REPRODUCTION

SONIXGRAM

REGD.

A COMPLETE DOMESTIC HIGH FIDELITY SYSTEM

Truvox TR7U Mk.III Tape Unit

PABO-1 Tape Pre-Amp and Erase Unit
 £12/10/-

Collaro 2010 Transcription Gramophone Unit
Armstrong AM44 Tuner

- Variable Selectivity ● 4 wavebands ● Magic Eye Tuning ● Infinite Impedance Detector ● Cathode follower Output

 £19/17/-

Armstrong A10 Amplifier & Control Unit

- 10-12 watts ultralinear ● 0.1% total harmonic at 8 watts ● Within 1 dB 15-30,000 cps ● 4 input positions ● Equaliser ● Filter ● Separate Bass and Treble controls

 £29/10/-

Armstrong FM 56 Tuner

- Permeability Tuning ● Freedom from Drift ● Magic Eye Tuning ● 3 position HT Supply Socket ● Automatic Limiting

 £22/11/-

Armstrong Labyrinth Loudspeaker Enclosure

Revolutionary new design offering hi-fi reproduction from a cabinet small enough to blend into any home. Goodmans AUDIOM 60 (Bass Cone). Plessey Aluminium Voice Coil Treble Unit with fully matched Cross-over Network. Complete £30


Price (COMPLETE) £200

All units are available separately, and in various combinations in the Sonixgram

ARMSTRONG WIRELESS & TELEVISION CO. LTD. WARLTERS RD., HOLLOWAY, LONDON, N.7. Tel. NORTH 3213/4

NEW ARCOLECTRIC SIGNAL LAMPS

For Low Voltage or Mains

Illustrated are a few signal lamps taken from our wide range. The insulation of every Arcolectric signal lamp will resist a flash test of 1,500 volts A.C. The S.L.90 illustrated here is a typical Arcolectric low voltage signal lampholder. It is designed to accept popular M.E.S. bulbs. The bulb is accessible from front or rear of panel. The domed plastic lens surrounded by a polished chrome bezel gives a most attractive panel appearance. This holder can be fixed in a single $\frac{3}{4}$ in. hole. The mains voltage signal lamp SL88/N is supplied complete with an M.E.S. neon tube and a suitable series resistance.

Write for Catalogue No. 129

ARCOLECTRIC SWITCHES LTD



S.L.88/N



S.L.90



S.L.86



S.L.82



S.L.92

CENTRAL AVENUE, WEST MOLESEY, SURREY. TELEPHONE: MOLESEY 4336 (3 LINES)

ADVANCE COMPONENTS LTD., ROEBUCK ROAD, HAINAULT, ESSEX.

Telephone : HAlnault 4444.

Advance

CIRCUIT MAGNIFICATION METER



The "T1" is an easily operated and convenient instrument for making R.F. measurements of circuit magnification ('Q'), inductance, capacitance, and power factor at frequencies between 100 kc/s and 100 Mc/s. Its portability and excellent specification make it a valuable addition to the electronic laboratory as well as for production testing.

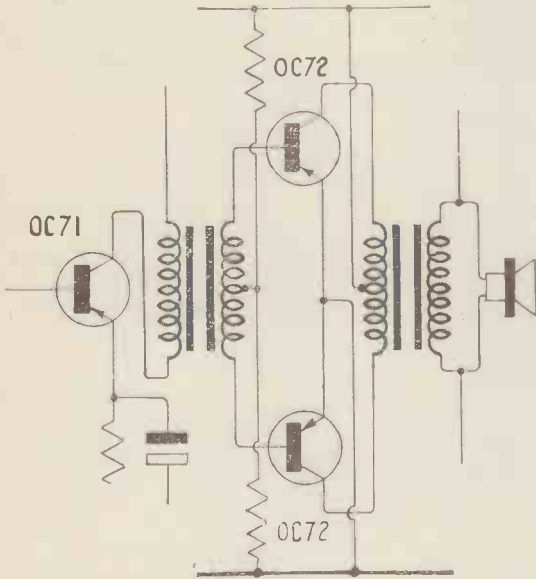
Full technical details in leaflet W/31 available on request.

- Direct reading of 'Q'. Range 10-400
- 'C' by substitution
- Rapid calculation of 'L' and 'Z'
- No 'Set-Zero' problems
- Small & portable (15½" × 10¼" × 6½" — 14 lb.)

MODEL T1 NETT PRICE IN U.K. **£55**



TRANSFORMERS for transistor circuits

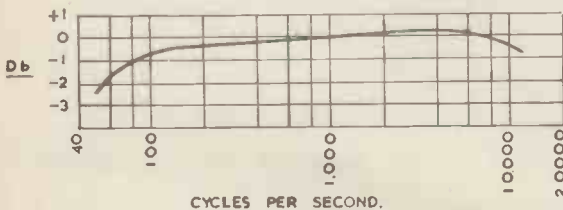


Type KS—1cYQ—43 Interstage
 „ KS—00cYQ—21 Output
 (Size $1\frac{5}{8}'' \times 1\frac{3}{8}'' \times 1\frac{7}{16}''$)

Specially designed for maximum performance with 200mW transistor amplifier circuit developed by Mullard Ltd.

CHARACTERISTICS

0.db = 150mW Input 630mV rms



Manufacturers' prices and details upon request. Our Design Services always available. Small Transformer Specialists. Enquiries invited. A.I.D. Approved.

BELCLERE TRANSFORMERS

P.O. BOX No. 22
 117, HIGH STREET, OXFORD

Phone: Oxford 48362. Cables: Belclere, Oxford

A WONDERFUL OPPORTUNITY FOR READERS OF "WIRELESS WORLD"!

Now's the time to join the Scientific Book Club

You Buy Books published at 10/6, 12/6, 15/- for **ONLY 4/-**

Each month, the Scientific Book Club brings to its members the fascinating story of the march of modern science, told in thoroughly dependable books by the front-rank scientific writers of our time—vivid, vital, constructive contributions to Man's unceasing struggle to solve the problems of the Universe. And although the ordinary editions of these books are sold to the general public at 10/6, 12/6 or 15/-, THE PRICE TO MEMBERS OF THE SCIENTIFIC BOOK CLUB IS ONLY 4/-. Remember, too, that Scientific Book Club selections are full-length and unabridged. They are printed on good quality paper, well bound, with an attractive picture jacket. These are, we say with certainty, books that you will be glad to read, proud to own. The Scientific Book Club brings these great books to you each month; helping you to build up, at remarkably low cost, a first-class collection of scientific books. Now is the time to join!



LOOK AT THESE SPLENDID TITLES!

Recent and forthcoming selections—at only 4s. to members—include **WAYS OF THE ANT** by John Crompton (Published at 15s.); **THE BRITISH SEASHORE** by H. G. Vevers (10s. 6d.); **SCIENCE AND THE COMMON UNDERSTANDING** by J. Robert Oppenheimer (10s. 6d.); **POWER TODAY AND TOMORROW** by R. S. Richardson (15s.); **THE SEALS AND THE CURRAGH** by R. M. Lockley (15s.); **PIGMIES AND DREAM GIANTS** by Kilton Stewart (16s.); **GUIDE TO THE PLANETS** by Patrick Moore (21s.); **EXPLAINING THE ATOM** by Sig Hecht and Eugene Rabinowicz (12s. 6d.). All wonderful value!

FULL LENGTH
FULL SIZE

The Scientific Book Club is owned and controlled by Foyles, the world-famous booksellers.

The most spectacular publishing achievement of the century. Discriminating readers in all parts of Britain—as well as many thousands overseas—depend upon the Scientific Book Club's selections to keep them abreast of the best scientific books published.

FREE! When you join the Scientific Book Club you can obtain a copy of Pierre-Joseph Redouté's **ROSES** (twenty-four full-colour plates, suitable for framing) FREE if you enrol a friend. Send your friend's name and address (with 4s. 9d. for the first book), mentioning this offer, and your gift will be sent to you.

--- FILL IN THIS ENROLMENT FORM TODAY ---

The Scientific Book Club, 121 Charing Cross Rd., London, W.C.2.

I wish to join the Scientific Book Club and agree to purchase the selected book issued each month to members at a cost of 4/- (postage 9d.). I agree to continue my membership for a minimum of six books and thereafter until countermanded. Wireless World, July, '56


You may enrol through your usual bookseller if he is a member of Associated Booksellers.

- *I will pay for selections on receipt.
 - *I enclose 28s. 6d./57s. (strike out amount not applicable).
- Or if you wish to save time, postage and postal-order costs, you may send an advance subscription. Six-months 28s.6d., twelve-months 57s.
 *Place x in the space above, as required.

Name
 BLOCK LETTERS PLEASE

Address

Overseas enrolments (prices as for inland) must be accompanied by an advance subscription.



The 'Aeroplane' Photograph

DEAD ON TRACK

Rapid, accurate tuning of an aircraft's radio is of the greatest importance to its navigation and communications. For this purpose, G.E.C. Quartz Crystals are unexcelled in their consistency and accuracy, factors which are no less important with ship and shore radio equipment or wherever the highest standards of efficiency and reliability are required.



S.E.C.

QUARTZ CRYSTAL UNITS

SALFORD ELECTRICAL INSTRUMENTS, LTD., PEEL WORKS, SILK STREET, SALFORD, 3.
 LONDON OFFICE: MAGNET HOUSE, KINGSWAY, LONDON, W.C.2. TEL: TEMPLE BAR 4669.
 A SUBSIDIARY OF THE GENERAL ELECTRIC CO. LTD., OF ENGLAND.

Connoisseur 3 SPEED MOTOR

The turntable with a 4% variation on all three speeds.

The Connoisseur motor is made for the perfectionist. It is one of the finest turntables in the world.

The speed change is arranged mechanically and gives a 4 per cent variation on all speeds. A synchronous motor, which is virtually vibrationless with low noise level and hum induction, maintains a constant speed at all settings. There is no braking action to obtain speed change.

The 12-in. turntable is lathe turned in non-ferrous metal. The main spindle, which is precision ground and lapped to mirror finish, runs in phosphor bronze bearings.

A sound, precision engineering job, the Connoisseur motor provides the foundation for perfect reproduction.

Price £20, plus P. Tax £8/11/-.



Matching Connoisseur Pick-up Mark II with a frequency range from 20-20,000 cycles:

Pick-up complete with I head fitted with Diamond armature £8/15/- plus P. Tax £3/14/10.

A. R. SUGDEN & CO. (ENGINEERS) LTD.

WELL GREEN LANE, BRIGHOUSE, YORKSHIRE. Phone: Halifax 69169. Grams: Connoisseur Brighouse.

OVERSEAS AGENTS:

SOUTH AFRICA: W. L. Proctor (Pty.) Ltd., 63, Strand Street. Cape Town. CANADA: The Astral Electric Co. Ltd., 44, Danforth Road, Toronto 13, Ontario. NEW ZEALAND: Turnbull & Jones Ltd., Head Office, 12/14, Courtenay Place, Wellington. HONG KONG: The Radio People Ltd., 31, Nathan Road, Hong Kong.


MAIN DISTRIBUTORS:

AUSTRALIA: British Merchandising Pty. Ltd., 183, Pitt Street, Sydney, and J. H. Magrath (Pty.) Ltd., 208, Little Lonsdale Street, Melbourne. EAST AFRICA: International Aeradio (East Africa) Ltd., P.O. Box 3133, Nairobi. MALAYA: Eastland Trading Co., 1, Prince Street, Singapore.

Dulci

FM (VHF) TUNER CHASSIS COMPLETE

SELF POWERED



CIRCUIT: Permeability tuned super-heterodyne with R.F. stage and additive mixer. 3 stage I.F. amplifier. Ratio detector and triode audio-amplifier. Magic eye tuning indicator. Latest type all glass miniature V.Y.A. designed for F.M. application ECC85, two EF89 EA8C80 EM80, 6X4.

FREQUENCY RANGE CONTROLS: Two front panel controls. OFF-FM-GRAM AND FM TUNING. At rear Preset volume control for adjusting output level. **DIMENSIONS:** front panel 10 1/2" x 5 1/2"; depth from front panel 6 1/2"; depth overall including knobs, 7 1/2". **CONSUMPTION** 22.5 watts.

- Designed for use in conjunction with radiograms, receivers with pick-up sockets, tape recorders and Quality Amplifiers.

- Switching is incorporated for direct intercommunication. The tuner is connected to the pick-up leads transferred to the tuner so that GRAM or FM may be selected without changing any connections.

Dulci

RADIO & RADIOGRAM CHASSIS TYPE H.4.



MAINS: A.C. 200-250 volts, 50 cycles
FOUR WAVEBANDS: LONG-1,000-2,000 metres, 300-150 kc/s. MEDIUM: 187-540 metres, 1,600-540 kc/s. SHORT: 16-50 metres 19-6 me/s. V.H.F. (Frequency Modulated) 87-101 me/s. Intermediate frequencies 10-7 me/s. and 471 kc/s. **VALVES:** V.Y.A. Glass-seal miniature of latest type. Developed specifically for frequency modulation receivers. ECC85, ECH81, EF89, EA8C80, EL84, EZ80, EY80. High μ μ valves used throughout. Separate Ferrite rods are used for medium and long waves and all other coils have high performance adjustable iron dust cores. Signal and oscillator circuits of V.H.F. section are permeability tuned and ranced. The oscillator is temperature compensated for zero drift and enclosed in die-cast case for minimum radiation.

EXTRAS

ESCUTCHEON FOR DIAL. Plastic extrusion, available in brown or cream. Made to fit wood panels 3/4" thick.
MATCHED SPEAKERS. Goodmans 8in. or 12in. P.M.
RECORD CHANGERS. Fully automatic B.S.R. latest model "Monarch."

ALL GOODS are FULLY GUARANTEED and BUILT TO THE HIGHEST QUALITY and TECHNICAL STANDARDS

THIS F.M. UNIT OFFERS THE HIGHEST VALUE TO THE CUSTOMER

BUILT FOR THE CONNOISSEUR OF QUALITY MUSIC REPRODUCTION

PRICE £17.10.0 INC. TAX

PRICE £27.16.0 INC. TAX

Dulci

97, VILLIERS RD., LONDON, N.W.2.
TELEPHONE: WILLESDEN 6678.

COMPANY LTD.

Please write for details of these excellent Units


FULL TRADE TERMS AVAILABLE

WRITE ALSO FOR DETAILS OF
PREAMPLIFIER
FOR THE
New COLLARO Tape Transcripitor.

MARCONI instruments stand the test of time


Originally designed more than ten years ago! Yet the current models of the "144" and "329" are still in demand and readily available.

THE MARCONI STANDARD SIGNAL GENERATOR Type TF 144G



Nearly 6,000 instruments of this well-established series are in use, and the continuing steady demand proves that the design has withstood the test of time. The outstanding features of the latest TF 144G are:— Carrier frequency range, 85 kc/s to 25 Mc/s with alternative ranges down to 20 kc/s. Special models for use up to 70 Mc/s. Dummy aerial for receiver testing. Alternative mains/battery operation. Incremental tuning at all carrier frequencies. Output range, 1 μ V to 1 volt. Amplitude modulation up to 75% depth measured by fundamental method.

THE MARCONI CIRCUIT MAGNIFICATION METER Type TF 329G



Another instrument of long standing popularity, the Marconi TF 329G is well known for its reliability and accuracy. The important attributes of the instrument are:— Magnification range, 0 to 500. Internal variable-capacitor range, 40 to 450 μ F; provision for connecting external capacitor or special-purpose test jigs. Incremental capacitor for Q measurement by bandwidth method. Internal oscillator range, 50 kc/s to 50 Mc/s; direct measurement of Q at lower frequencies by the use of an external oscillator.

The TF 329G can be used in conjunction with an a.f. oscillator to make direct measurements of Q on television line transformers at 10 kc/s, or indeed on any coils at frequencies down to 50 c/s.

MARCONI INSTRUMENTS

Send for our booklet: **MEASUREMENTS BY Q METER**

AM & FM SIGNAL GENERATORS · OSCILLATORS · VALVE
VOLTMETERS · POWER METERS · Q METERS · BRIDGES
WAVE ANALYSERS · FREQUENCY STANDARDS · WAVEMETERS
TELEVISION AND RADAR TEST EQUIPMENT · AND SPECIAL
TYPES FOR THE ARMED FORCES

MARCONI INSTRUMENTS LTD., ST. ALBANS, HERTFORDSHIRE. TELEPHONE: ST. ALBANS 56161

London and the South: Marconi House, Strand, London, W.C.2. Tel: COVent Garden 1234


Midlands: 19, The Parade, Leamington Spa. Tel: 1403 North: 30 Alblon Street, Kingston-upon-Hull Tel: Hull-Central 16347

REPRESENTATION IN MOST COUNTRIES

MULTITONE

SPECIALIZE

in equipment for the DEAF
and for PHYSIOTHERAPY



The ADAPHONE

enables the deaf to hear TV and Radio programmes in comfort and safety and with a clarity unobtainable when using a hearing aid for this purpose. It is also ideal for those with normal hearing who wish to hear the programmes without disturbing others.

The Adaphone has an attractive grey plastic case (3in. x 2in. x 1½in.). Weighted straps hold it in position on any chair arm. The input is matched for 2 to 10 ohms connection and the transformer tested to withstand 2,000 volts D.C. The listener can adjust the volume to his individual need without affecting the loudspeaker volume.

Tone control is obtained by alternative output sockets; 'Normal' and 'High.'

The M3 model has Automatic Volume Compression.

A low-impedance insert-type magnetic miniature receiver of D.C. resistance 30-40 ohms is supplied, but a bone-conduction receiver is available instead, at extra cost, for those who prefer it.

- MODEL M4. Complete with miniature earpiece, standard earmould, and leads £4 19 0
- MODEL M3. Incorporating Automatic Volume Compression, complete as above £5 15 0
- MODEL M5. Incorporating Loudspeaker Switch for 'silent' listening £5 15 0

Obtainable through all leading Radio Dealers or direct from Multitone Electric Company Limited.

Inquiries should be addressed to

MULTITONE ELECTRIC CO. LTD.
223-227 St. John Street, London, E.C.1.

PIONEERS IN SOUND AMPLIFICATION

YOU'RE ON THE RIGHT TRACK with

EGEN

components

In design, dependability, accuracy and freedom from wear these Egen components are quite outstanding. They are backed by unrivalled experience of the requirements of television and electronic equipment manufacturers.



DUAL POTENTIOMETERS

with concentric operating spindles. Incorporating many outstanding design features, including multiple contact rotors and thorough screening between sections. Control spindles can be supplied to suit customers' requirements. Type 136 less switch. Type 137 with SPST switch. Type 138 with DPST switch.

PRE-SET POTENTIOMETERS

Completely enclosed in high-grade phenolic mouldings. Solder tags heavily silver-plated for quick soldering. Fully insulated spindles with integral control knobs. Tapped for 2-hole 6 B.A. fixing on ½" centres. Type 126, wire-wound. Type 127, carbon.



MINIATURE POTENTIOMETERS

¾" diameter: utmost reliability within a very small compass. Positively located soldering tags, silver-plated for easy soldering. All steel parts rustproof. Standard values available, from 5000 ohms to 2 megohms. Type 115 less switch, Type 105 with specially designed 2-pole Q.M.B. switch.

CONCENTRIC SWITCH POTENTIOMETERS



Thorough screening between switch and potentiometer. Concentric operating spindles give independent operation of switch or potentiometer with 'one-control' simplicity. Quick make-and-break action mains switch. Knob location to suit specified requirements. Type 154 with SPST switch, Type 155 with DPST switch.

The wide range of EGEN controls includes also: Standard Carbon Potentiometers Type 102, Pre-set Resistors, Inductance Coil Assemblies, Sub-Miniature Potentiometers, (for use in miniature electronic apparatus) and TV Aerial Plug and Socket.

EGEN ELECTRIC LIMITED

CHARFLEET INDUSTRIAL ESTATE
CANVEY ISLAND · ESSEX · Phone: Canvey Island 691/2


PHOTO-ELECTRIC CELLS



Cinema-Television Limited have been designing and manufacturing photo-electric cells for over a quarter of a century as a result of which they can now offer a service and 'know-how' second to none.

With over 80 different types of photo-cell in the current manufactured range there is a type suitable for practically every known application and an equivalent for almost every cell manufactured in the world.

We shall be pleased to discuss your particular requirements and can manufacture special cells where required. Full data sheets are available on request.



CINEMA TELEVISION LTD

A COMPANY WITHIN THE RANK ORGANISATION LIMITED
 WORSLEY BRIDGE ROAD · LONDON · S.E.26
 HITHER GREEN 4600

Bullers CERAMICS FOR INDUSTRY

High quality material and dimensional precision are attributes of Bullers die-pressed products. Prompt delivery at competitive prices.



We specialise in the manufacture of—**PORCELAIN**

for general insulation

FREQUELEX

for high-frequency insulation

REFRACTORIES

for high-temperature insulation

PERMALEX & TEMPLEX

for capacitors



BULLERS LIMITED

MILTON · STOKE-ON-TRENT · STAFFS

Phone: Stoke-on-Trent 21381 (5 lines) · Telegrams & Cables: Bullers, Stoke-on-Trent
Ironworks: TIPTON, STAFFS London Office: 6 LAURENCE POUNTNEY HILL, E.C.4
Phone: Tipton 1691 Phone: MANsion House 9971

EXPAND AND



LP 312-2

LABORATORY BALANCED. The TSL LORENZ LP312-2 is a main bass, 12in. dia. xial speaker combined with two LPH65 electro-magnetic high frequency TREBLE units permanently mounted coaxially across the front of the main bass speaker at such an angle to give full spherical binaural response. All are laboratory balanced and matched for perfect tone with a frequency range of 20 cycles to 22,500 cycles essentially level output. To ensure level frequency response the voice coils of the two treble speakers are fed through a specially designed crossover network which balances the frequency response of the three speakers as a combined unit.

IMPROVE ANY



LPH65

The TSL LORENZ LPH 65 is the basic treble speaker used in the TSL LORENZ Sound System. Round in shape to ensure smooth, melodious sound the plastic cone is fully tropicalised. Special features are the super high flux density magnet of 17,500 gauss and non-perforated back plate.

SOUND SYSTEM

SPECIFICATION LP312-2

IMPEDANCE 15 ohms; **FREQUENCY RANGE** 20-22,500 c/s; **POWER RATING** 25 w.; **PEAK POWER RATING** 40 w.; **DIAMETER** Bass 12½ inches, Treble 2½ inches; **DEPTH** Bass 7½ inches Treble 2 inches; **BAFFLE OPENING** 10½ inches; **SPEECH COIL DIAMETER** Bass 1.5 inches, Treble ½ inch; **FUNDAMENTAL RESONANCE** Bass 20 c/s., Treble 1,600 c/s.; **FLUX DENSITY** Bass 17,500 gauss, Treble 17,500 gauss; **INTERMODULATION PRODUCTS** under 0.5%; **CROSSOVER FREQUENCY** 2,000 c/s.; **FINISH:** Grey and blue vitreous anti-corrosion stove enamel.

RETAIL PRICE £14.19.6 (not subject to Purchase Tax).

Exclusively distributed throughout Gt. Britain and the Commonwealth by:— ● Details of Bass-Reflex enclosures for the TSL LORENZ LP312-2 may be obtained from

TECHNICAL SUPPLIERS LTD., HUDSON HOUSE, 63 GOLDHAWK RD., LONDON, W.12. SHEpherds Bush 2581/4794

SUPER HIGH FIDELITY THIS YEAR

Let your ears be your judge . . . crisp, clear, natural reproduction without coloration with TSL LORENZ speaker units. Ten years ahead in engineering and design, this speaker unit will enable you to design and build up a sound system in your own home which will truly add the miracle of LIFE to the magic of music . . .

No Extra Cost. You get these extra features at no extra cost with every TSL LORENZ Sound system . . . Greater output and more sensitivity . . . heavy duty oversize speech coil . . . Super high flux magnet . . . Permanently flexible self-damped cone . . . Multi-parameter cone fully tropicalised . . . Sealed in air gaps . . . built-in centralizing device for perfect gap alignment.

Improve your own H.F. Sound System. For those devotees of high quality who possess bass speakers fitting one or more LPH65 treble units will greatly extend your range of super fidelity reproduction. They are, without a doubt, the most sensitive and efficient treble reproducers research has revealed to date. The non-perforated back plate ensures that the LPH65 can be used with any other speaker irrespective of make or type without interaction taking place.

SPECIFICATION LPH65

HIGH FREQUENCY CONE-HORN TYPE TREBLE UNIT.
IMPEDANCE 5.5 ohms; **FREQUENCY RANGE WITH SUITABLE HIGH PASS FILTER CONDENSER** 2,000-22,500 c/s; **POWER RATING AS A SINGLE UNIT** 3 w.; **PEAK POWER RATING AS A SINGLE UNIT** 5 w.; **DIAMETER** 2½ inches; **DEPTH** 2 inches; **BAFFLE OPENING** 2½ inches.

PRICE 39/6. (including Purchase Tax).



for precise control of superior electronic equipment

—moulded track potentiometers by

Plessey

COMPACT

The physical confines and electrical parameters of modern electronic equipment makes unprecedented demands on the component manufacturer. His product must almost invariably be smaller than its predecessor and more efficient and durable. These potentiometers provide an outstanding example of what can be achieved to meet the present requirement.

ACCURATE

Moulded track potentiometers by Plessey possess a high standard of stability within a wide range of operational temperatures and can be stored for extended periods without deterioration. They can be manufactured to conform, within strictly specified limits, to a designed pattern of values at various positions on the track.

DURABLE

The outstanding reliability of these potentiometers is a tribute to the Plessey Research and Development engineers whose efforts to meet the stringent Services requirements and the critical demands of the Commercial market have resulted in products of superior design and function.



Miniature Type M H 2

A high quality potentiometer for commercial laboratory and Services application. Services Specification RCS122. The standard version is fitted with spindle and panel humidity seals.

GENERAL SPECIFICATION

- Rating: ambient 70°C ¼ watt
- Temperature Cat. 40/70°C
- Humidity Class H2
- Minimum Resistance 50 ohms max.
- Overall Diameter 23/32 in.
- Overall depth of control from mounting face, including tags 5/8 in.

Sub Miniature Type G

Type Approved to Certificate No. 974 Issue 1, Ref. TA1373, this pre-set, open-type control is of particular interest to industrial communication and Service equipment manufacturers.

GENERAL SPECIFICATION

- Range Linear ±20% 1,000 ohms to 2 megohms
- Rating: ambient 70°C ¼ watt total track rating
- Minimum Resistance 50 ohms max.

Spindle and Panel Sealed Type E H 2

For military and para-military applications, this control is particularly resistant to conditions of extreme humidity. Type Approved to Certificate No. 906, Issue 2, Ref. TA1230.

GENERAL SPECIFICATION

- Rating: ambient 100°C 1 watt
- Temperature Cat. 40/100°C
- Voltage Limitation 500V
- Humidity Class H2
- Minimum Resistance 50 ohms max.
- Overall Diameter 1-5/32 in.
- Overall depth of control from mounting face 21/32 in.



BASF magnetic recording tape

GIVES ALL FOR THAT LITTLE EXTRA

1,000 metre for professional use

1,200 ft. on plastic spool

600 ft. on plastic spool

300 ft. on plastic spool

150 ft. miniature tape for postal recordings.

Special tapes for GRUNDIG TK. 9, RK. 819 and STENOLETTE.

Also

the New Thin Long Playing Tape giving 50% more tape on the same spool.

Please write for further details.

Wear doesn't tear; nor do scratches impair . . . TAPE for recording designed for withstanding all halts and all faults from sonic events . . . What's more it prevents all defects on repeats . . . it's as tough as tape can be since it's based on PVC . . . for that little more initially you get precious durability.

In short :

You get so much more — For that little extra.

F. A. HUGHES & CO. LTD.

DEVONSHIRE HOUSE PICCADILLY LONDON W1

Telephone: Mayfair 8867



SCIENTIFIC **PYE** INSTRUMENTS

**MORE THAN 6000 'SCALAMPS' NOW IN
USE IN INDUSTRY AND RESEARCH**



These galvanometers offer :

- Compact Self-contained Unit
- Five range Sensitivity Switch
- Slow-motion zero control
- Automatic Shorting Foot

*Four new models now available
give added versatility in low
resistance circuits.*

Please write for our latest leaflet

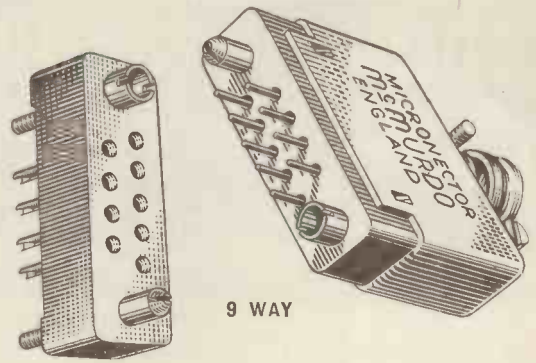
W. G. PYE & CO. LTD · GRANTA WORKS · CAMBRIDGE · ENGLAND



8 WAY

★ STANDARD CONNECTORS

in 8, 12, 18 and 25 way
 Low priced Unitor
 Natural colour Nylon-PF moulding
 Silver plated contacts
 Breakdown voltage 3.5 KV



9 WAY

★ MICRONECTOR

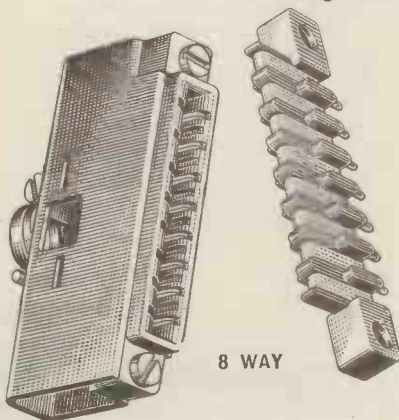
in 9, 18, 26 and 34 way
 Precision miniature connector
 Brown Nylon-PF moulding
 Gold plated contacts
 Breakdown voltage 2.4 KV

MCMURDO connectors

Covers can be supplied for either plugs or sockets or both in all these types.

★ STRIP CONNECTORS

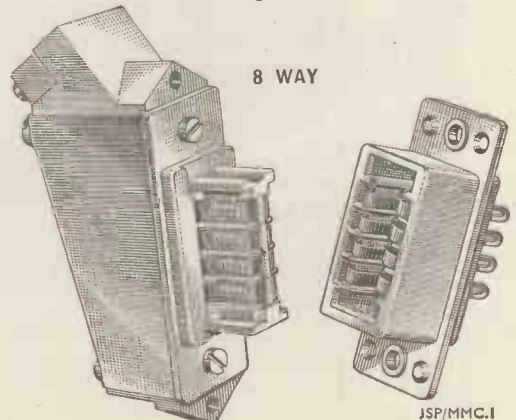
in 2, 4, 6, 8 and 10 way
 Inexpensive flat connector
 for Printed Circuits
 Woodflour-filled PF moulding
 Cadmium plated contacts
 Breakdown voltage 3.5 KV



8 WAY

★ RED-RANGE CONNECTORS

in 8, 16, 24 and 32 way
 Medium priced
 Low insertion force — self-aligning
 Red Nylon-PF moulding
 Gold plated contacts
 Breakdown voltage 3.0 KV



8 WAY

JSP/MMC.I

Full details on request

THE MCMURDO INSTRUMENT CO. LTD. ASHTEAD, SURREY.

Telephone ASHTEAD 3401

GOLDRING PRODUCTS

Leading in the HI-FI field

CARTRIDGE N°500

acclaimed the world over as one of the best



LATEST MODEL THE SUPER No. 500/M.S.D NOW AVAILABLE

- ★ **GOLDRING SUPER QUALITY** Diamond and Sapphire Styl for GOLDRING Cartridges and replacements for other well-known Pick-Ups.
- ★ **GOLDRING ANTI-STATIC CLEANING PADS** Specially developed for removing dust from L.P. Records.
- ★ **GOLDRING JUBILEE MICRO BALANCED TRANSCRIPTION ARMS.**

GOLDRING PRE-AMPLIFIER FOR USE WITH No. 500 CARTRIDGE


THE GOLDRING MANUFACTURING CO. (GREAT BRITAIN) LTD.
 486 & 488 HIGH ROAD, LEYTONSTONE, LONDON, E.II.
 Telephone: LEYtonstone 8343-4-5.

AMBASSADOR presents

The 7856

POWERFUL LONG RANGE 8 WAVEBAND SUPER-HET

in continental styling



This is Britain's finest Export Radio Receiver—far ahead in appearance, technical design and performance. Long range with R.F. stage. Electrical Bandspreading Twelve and a half inches of scale length to each band. Tuning indicator, separate bass and treble controls. A.C. operation only.

High Fidelity sound system with Twin frontal angular mounted wide frequency range loudspeakers.

Send today for new Export leaflet describing this and other new models.


Ambassador Radio & Television Ltd., Brighouse, England.

The choice of quality minded people

Enjoy Hi-Fi at low cost

sensational Summer Holiday
offer of the incomparable

BURGOYNE RGI 8 VALVE SUPERHET RADIOGRAM CHASSIS



TECHNICAL DATA

Carrying 2 years Guarantee, together with a Goodmans 10in. PM Speaker and the famous Garrard RC.120 3 speed Autochanger.

All these units complete can be YOURS for only 79/- down with 8 further similar monthly instalments.

**SPECIALY REDUCED PRICES
NO INTEREST CHARGES**
(Please include 15/- for carriage and packing when sending first payment)

If purchased separately

Equipment can be purchased separately as follows:—

BURGOYNE RGI 8 valve Superhet RG chassis complete

£23/2/- or yours for 51/4 down

GARRARD RC 120 3 speed Auto Changer

£12/12/4 or yours for 32/3 down

GOODMANS 10in. high flux PM speaker

63/-

For Export

Complete set of 3 units—26 gns. EX-WORKS.

Only a limited quantity of equipments available on these terms.

ORDER NOW!

Frequency Coverage 3 wavebands
165/385 545/1500 6000/18750 Kcs.
800/1800 200/550 16/50 Metres

Power Supply
200-250 Volts, 50 cycles A.C. Mains.

Valves Mazda 6C9, 6F15, 6LD20, 6L1, 2/6P25, UU7, 6M1.

Size Overall
Height 9½in., width 13in., breadth 8in., Chassis depths 2½in.

Weight 16lb. nett.

Full Vision Dial
Multi-coloured, fully illuminated, named, size 11¼ x 6½in.

Output
8 watts undistorted, push-pull.

Tuning Precision flywheel tuning with slide rule accuracy.

Magic Eye Indicator
Providing accurate visual tuning mounted on dial for easy reference.

Chassis
Heavy gauge steel, anti-corrosion treated, finished in grey enamel. Size 12 x 7½ x 2½in. with cabinet mounting brackets.

Mains Transformer
Special design to minimise hum.

Audio Amplifier
Incorporates negative feedback, with push-pull beam tetrodes providing 8 watts undistorted output giving realistic reproduction from any good quality 3 or 15 ohm loudspeaker. Built-in output transformer and extension speaker socket.

Speech Coil Impedance
3 or 15 ohm provided to choice.

Bass and Treble Controls
Independently variable controls to cut or lift bass and treble.

MAIL ORDER SUPPLY CO.

The Radio Centre

33 Tottenham Court Road : London : W.1 : Tel: MUS 6667



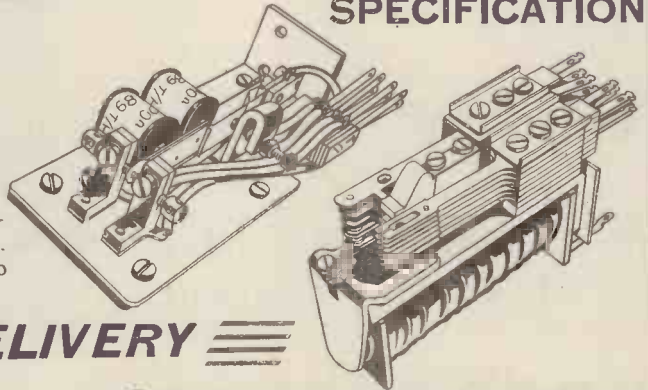
E. & G.

R-E-L-A-Y-S

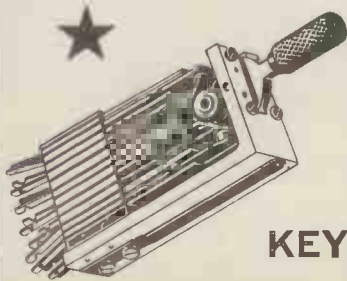
3000 TYPES

Standard or special COILS and CON-
TACTS up to 80,000 Ω and up to 8 c/o's.
600 and HIGH-SPEED TYPES also
Supplied.

P.O. TYPES TO YOUR
SPECIFICATION



PROMPT DELIVERY



★
**LARGE
STOCKS
OF
KEYSWITCHES**

The

KEYSWITCH CO.

ALL POST OFFICE EQUIPMENT

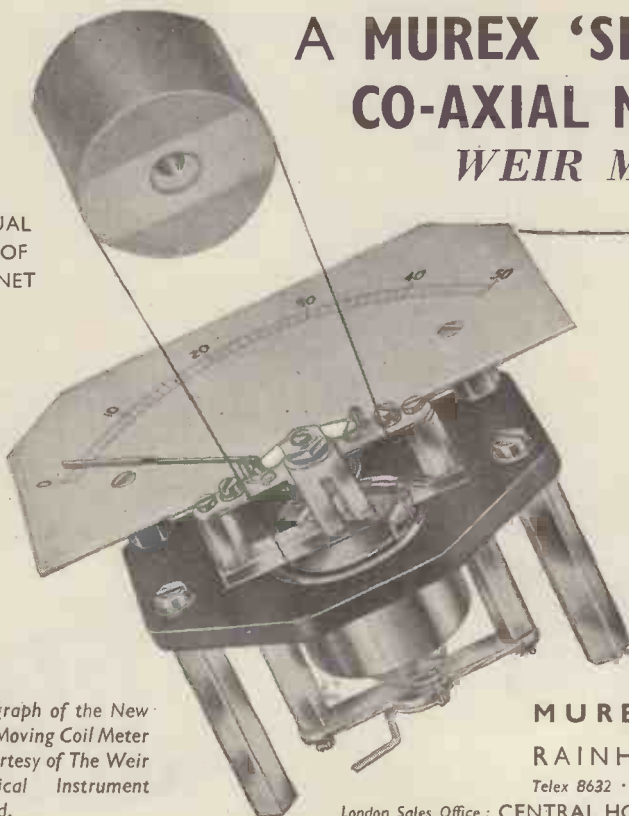
Enquiries to Sales Manager,

126, KENSAL ROAD, LONDON, W.10

Telephone LAD 0666 and 4640

A MUREX 'SINCOMAX' CO-AXIAL MAGNET *is used in this* WEIR MOVING-COIL METER

ACTUAL
SIZE OF
MAGNET



Murex 'Sincomax' Magnets permit this construction of a magnetic system which has the lowest possible leakage, and a high stable uniformity of flux distribution over 100° coil movement.

Write for Standard Magnets Booklet. Technical representatives are always available for consultation and advice.

Photograph of the New Weir Moving Coil Meter by courtesy of The Weir Electrical Instrument Co. Ltd.

MUREX LTD. (Powder Metallurgy Division)

RAINHAM · ESSEX · Rainham, Essex 3322

Telex 8632 · Telegrams : Murex, Rainham — Dagenham Telex

London Sales Office : CENTRAL HOUSE, UPPER WOBURN PLACE, W.C.1. EUSon 8265



Radiopage

an entirely new
concept of staff
location

Radiopage

locates key men
instantly . . .
unerringly

Radiopage

calls are selective
. . . private . . .
exclusive

Radiopage

receives the
spoken word
clearly . . .
infallibly

Radiopage

a complete sol-
ution to con-
tact "elusive"
personnel

For Hospitals, Factories,
Reception Lounges,
Departmental Stores,
Banks & Clearing Houses,
Arenas, Theatres, Offices.



BRITISH COMMUNICATIONS CORPORATION LIMITED
Second Way, Exhibition Grounds, Wembley, England

Telephone: WEMbley 1212

Telegrams: BEECEEE, WEMBLEY

Manufacturer - to - Consumer policy saves you at least one-third cost!

Our Chief Engineer, who is operating a Technical Guidance Service, is available daily, including Saturdays, from 10 a.m. to 6 p.m., or will deal with enquiries by return of post. Our new illustrated Catalogue and Supplement will be a great boon to those desiring high quality equipment for modest expenditure. Send two 2d. stamps for your copy now. It may well save you pounds. All our equipment is on demonstration at our showroom in conjunction with a variety of pick-ups, speakers, etc. If you can possibly call we shall be pleased to see and help you.

The New No. 1 "SYMPHONY" AMPLIFIER MARK III is a 3-channel 5-watt Gram/Radio Amplifier with astonishingly flexible tone control. You can lift the treble, the bass, or—and here is the unique feature—the middle frequencies to suit your own ear characteristics and the record or radio programme being heard. It is thus possible to arrange the frequency-response of the amplifier to a curve equal and opposite to the resultant curve of the other items in the chain so that what finally registers in the brain is as per original. This flexibility of control is even more important than the nominal linear response of the amplifier, as the pickup speaker, etc., are not linear. Independent Scratch-Cut is also fitted and special negative-feedback circuit employed. The Amplifier can accommodate a wide variety of records from old 78s to new L.P.s, and there is full provision for Radio Tuner, Tape take-off and Playback. It is available to match 2/3 or 15 ohms speakers. Price 12 gns. (carriage 5/-). Fitted in portable Steel Cabinet, 2 gns. extra.

The New No. 2 "SYMPHONY" AMPLIFIER MARK III, as No. 1 but with 10-watt Push-pull triode output and triodes throughout. Woden mains and output transformers and choke. Output tapped 3, 7.5 and 15 ohms. Full provision for Tuner and Tape. Competes with the most expensive amplifiers on the market yet costs only 16 gns. (carriage 5/-). Fitted in portable Steel Cabinet 2 gns. extra.

"SYMPHONY" AMPLIFIERS WITH REMOTE CONTROL. Both the above model Amplifiers are available with all controls on a separate Control Panel with up to 4ft. flexible cable which simply plugs into the amplifier. Enables the Amplifier proper to be sat in the bottom of a cabinet whilst the controls are mounted conveniently higher up. Extra cost 2 gns.

No. 1 "SYMPHONY" FM TUNER. High grade instrument with extremely silent background £15/8/-, Power Pack £3/7/6.

No. 2 "SYMPHONY" AM/FM TUNER. Combining all the specifications of the Long, Medium and Short wave Superhet AM Tuner and our No. 1 FM Tuner. Separate Coil Assemblies and I.F.s. Fully self-powered on one chassis. 26 gns.

N.R.S. EMPRESS FM/VHF TUNER/ADAPTOR. Fine little job, will plug into any radio and add F.M. £13/15/-. Magic eye assembly £1 extra if required. Ditto mounted in beautiful dark walnut cabinet complete with magic eye 16½ gns. Carriage 7/6.

"SYMPHONY" AM/FM RADIOGRAM CHASSIS. Very high grade radio gram chassis combining Long, Medium and Short and V.H.F. bands. Large engraved dial. Push/pull output for high quality. Complete with 10in. Goodmans speaker 26 gns. Carriage and packing 7/6.

GRAMOPHONE UNITS

COLLARO AC3/554 £9/6/0

COLLARO RC54 AUTOCHANGER £13/17/6

Both complete with Studio 'O', 'P', or 'PX' head.

GARRARD TA and TB £9/0/0

New model **RC88 AUTOCHANGER** £15/11/4

RC98 £17/10/3

Variety of Pickup cartridges available in Garrard shell to fit. Leaflets on Collaro and Garrard Gram. Units on request.

COLLARO 2010, less pickup, £14/15/-. with Studio pickup and transcription cartridge £19/10/-.

LENCO GL50, 4-speed continuously variable from above 78 r.p.m. to below 16 r.p.m. Special Autostop. Price with Studio "O" or "P" head or Goldring variable reluctance head £21/17/10.

LENCO GL55, as above but without pickup and autostop but fitted with Special Device for Groove Location and knob which completely disengages drive-wheel. Suitable for use with any pickup, especially transcription types and B.J. Arm. Price £17/10/4. Immediate delivery guaranteed.

NORTHERN RADIO SERVICES

11 KINGS COLLEGE ROAD, ADELAIDE ROAD, LONDON, N.W.3.

Phone: PRImrose 8314

Tubes: Swiss Cottage and Chalk Farm. Buses: 2, 13, 31, 113 and 187

LENCO GL56, as GL55 but with pickup, £23/7/-.

CONNOISSEUR 3 variable speeds, £28/8/-.

GARRARD 301, 3 variable speeds, £26/8/-.

"SYMPHONY" RJ ENCLOSURE. In polished walnut 24 in. x 11 in. x 10 in., £9, Super BCSAL Speaker to suit, 7 gns. Real hi-fi in small space.

"SYMPHONY" BASS REFLEX CABINET KITS.

30in. high, consist of fully-cut ¾in. thick, heavy, inert, non-resonant, patent acoustic board, deflector plate, felt, all screws, etc., and full instructions. 8in. speaker model, 85/-, 10in. speaker model, 97/6, 12in. speaker model, £57/6. Carriage 7/6. Ready built, 15/- extra.

As above but fully finished in figured walnut veneer with beautiful moulding and speaker grille, 10in., £11, 12in., £11/10/- Other veneers to order.

CONSOLE AMPLIFIER CABINETS, 33in. high, lift-up lid with piano hinge, take Tape Deck, Gram Unit or Autochanger, Amplifier, Pre-Amplifier, and Radio Feeder Unit, finished medium walnut veneer. De luxe version, price 12 gns. Oak or mahogany veneers and special finishes to order. Carriage according to area. We will quote by return.



For really **Hi-Fi!**

The BTH Dual Channel Loudspeaker

To those striving for perfect sound reproduction, the new BTH K10A SPEAKER is an essential component. Designed to meet an exceptionally exacting specification, the unit is now available with or without cabinet to the keen enthusiast.

The equipment comprises an 18-inch cone for low frequencies, with a co-axial pressure-type unit and horn for high frequencies, and is complete with cross-over network.

The matching impedance is 15 ohms; the cross-over frequency is 1700 c.p.s.; and the total weight of unit and filter is 38 lbs.

List Price (less cabinet) : £45



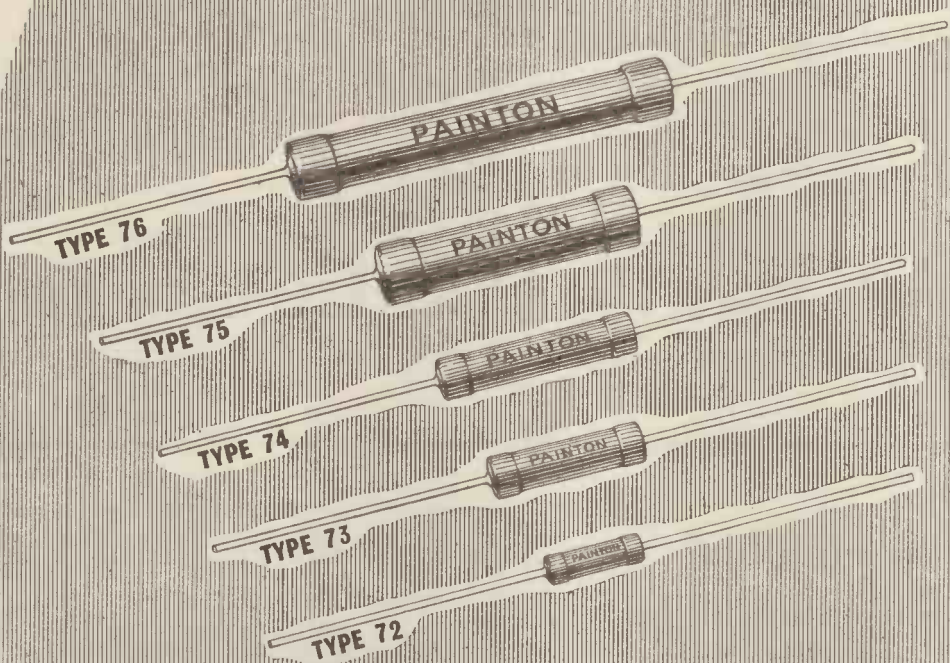
BRITISH THOMSON-HOUSTON

THE BRITISH THOMSON-HOUSTON COMPANY LIMITED • RUGBY • ENGLAND

Member of the AEI group of companies



By Appointment to the Professional Engineer



HIGH STABILITY CARBON RESISTORS

$\frac{1}{4}$ W., $\frac{1}{2}$ W., $\frac{3}{4}$ W., 1W. and 2W. types available at 1%, 2% or 5% Resistance Tolerance.

Type Approved to RCS/112, with RCL/112 reference :

Styles RC2-E to RC2-A for Types 72 to 76 respectively.

For full details please request High Stability Carbon Resistor Leaflet HSC1/3.

Painton High Stability Carbon Resistors are now available with an improved coating protecting the carbon film, and the smaller sizes (Types 72 and 73) can be fitted with a silicone rubber sleeve and supplied as insulated Resistors.

PAINTON
Northampton England

"YOU CAN RELY ON US"

Stockists of all Radio and Electronic components for manufacturers, laboratories, Educational authorities, and the amateur.

MULLARD 510 AMPLIFIER AND G.E.C. 912 AMPLIFIER—ALL PARTS STOCKED AND AVAILABLE ON H.P.



INCLUDING ELCOM, BULGIN, TCC, HUNTS, DENCO, ETC.

DETAILED LISTS ON ABOVE AVAILABLE

ALL AVO, TAYLOR, INSTRUMENTS FROM STOCK

NEW CATALOGUE AVAILABLE 2½d. STAMP.

RADIO SERVICING COMPANY

82, SOUTH EALING ROAD, LONDON, W.5.

Telephone: EAL. 5737

Next to South Ealing Tube (TURN LEFT) 9 to 6 p.m., Wed. 1 o'clock.

M. R. SUPPLIES Ltd.

(Established 1935)

First-class ELECTRICAL MATERIAL for immediate delivery, carefully packed. Full and fair descriptions. Prices net.

B.T.H. SHADED POLE INDUCTION MOTORS. 200-250 v. A.C. 1,400 r.p.m. Size: 4in. by 3½in. dia., with ½in. screwed shaft, torque 500 gm./cms. The ideal silent running motor for many lab. and domestic uses. Very limited supply at 37/6 each (despatch 2/-).

TOTALLY ENCLOSED A.C. MOTORS (English Electric Co.). 230-250 v. 50 c. 1 ph., 1,425 r.p.m. split-phase induction, ball bearings. Conservatively rated at 1/10th H.P. for continuous duty—developing 1/6th H.P. Frame size approx. 7in. by 5½in. dia. Brand new 23/18/6 (despatch 5/6). We can fill a large variety of small motor requirements from stock.

EXTRACTOR FANS. Very well made new units much below normal price. 200/250 v. A.C. (induction motor, silent running, no interference). With mounting frame and back grille, ready for easy installation. With 8in. impeller (12,000 c. ft./hr.) 25/5/- With 10in. impeller, (15,000 c. ft./hr.) 25/12/6 (des. either 3/-).

BENCH GRINDERS, fitted 220/250 v. AC/DC Motor (suppressed) and two 3in. wheels (fine and coarse), on-off switch in base. Length 7½in. overall, height 5½in., width 4½in. The keenest offer in brand-new, first-class Grinders, 24/18/6 (des. 3/-).

OPERATION COUNTERS, latest G.P.O. type, electromagnetic, brand new. 1in. square by 4in. long. Counting up to 9,999. Resistance 2,300 ohms, therefore suitable for electronic operation, 18/6 (des. 9d.). Also MECHANICAL type, counting to 999, forwards and backwards, with re-set and flexible drive, size approx. 1in. by 2½in., flex. drive 3in. long, at right angles, 15/6 (des. 1/-). These count one digit per rev. and can be used for testing motor speeds.

GROYDON F.H.P. MOTORS, 1/100th H.P., Capacitor/induction, ball-bearing, 1,400 r.p.m., very quiet running, body 6in. dia. by 6in. We are clearing about 150 of these for 110 v. A.C. at only 25/- each (des. 2/-).

COMPLETE SEWING MACHINE MOTOR OUTFITS—there is no better quality job at any price, 200/250 v. AC/DC, fitted suppressors, including motor with fixing bracket, foot control, needle light with switch, belt, etc., with instructions for fixing to any machine 28/15/- (des. 2/6).

HIGH DUTY AIR BLOWERS (or extractors). We have in stock a large and useful range. Examples: powered with B.T.H. type CFS 2615 repulsion-induction motor. Estimated delivery 1,500 c. ft./min. at 6in. W.G. Overall length 24in., width 20in., height 18in. Inlet 7in. dia. Outlet 7in. by 3in. Weight approx. 1 cwt. Brand new, in original cases, 222/10/- (despatch mainland U.K. 20/-).

SYNCHRONOUS TIME SWITCHES, 200-250 v. 50 c. Brand new Sangamo-Weston, in compact black plastic housing 4in. dia. by 3½in. deep, providing up to three on-off operations per 24 hours, with day-omitting device (see optional), capacity 20 amps. A.C. (250 v.) 25/8/6 (despatch 2/-).

PHILIPS' VARIABLE TRANSFORMERS, latest models at considerable saving in price. Full details on request. Also very special offer of brand new 250 Philips' Frequency-independent VOLTAGE STABILIZERS at 227/10/- net. Details on request.

ELECTRIC BELLS, well-made Gort. type, 3in. gong, 3/4s v. 3/6 (despatch 1/-). RELAYS, 12 v. 2 pole C.O., low capacity, suitable for R.F. switching, new, boxed, 7/6 (despatch 9d.).

THERMAL DELAY SWITCHES, 6.3 volt, delay approx. ¼ minute, 4/6. MINIATURE RELAYS, approx. 1in. cube, 2 pole "make," 650 ohms coil, 5/6. CONDENSERS (paper) 8 mfd. 500 v. D.C. wkg., best makes, 5/6 (despatch 1/6). Immediate delivery of SMART ELECTRIC PUMPS—all models.

M. R. SUPPLIES, Ltd., 68, New Oxford St., London, W.C.1

Telephone: MUSeum 2958

BUILD ONE OF THESE RADIOS NOW



Total building cost

£5/7/6 including choice of beautiful walnut veneered cabinet or ivory or brown bakelite.

This is the lowest possible price consistent with high quality. No radio knowledge whatever needed.

can be built by anyone in 2-3 hours, using our very simple, easy-to-follow diagrams.

This terrific new circuit covers all Medium and Long Waves with optional negative feedback, has razor-edge selectivity, and exceptionally good tone. Price also includes ready drilled and punched chassis, set of simple, easy-to-follow plans—in fact, everything! All parts sparkling brand-new—no junk! Every single part tested before despatching. Uses standard octal-base valves: 6K7G high-frequency pentode feeding into 6J5G anode-bend detector triode, coupled to 6V8G powerful output beam-power tetrode, fed by robust rectifier. For A.C. Mains, 200-250 Volts (low running costs—approximately 18 Watts). Size 12in. x 6in. x 5in. Cost of all parts and set of plans 25/7/6 (plus 3/6 for packing and post). C.O.D. 1/6 extra. Priced Parts Lists 2/-.

£5.7.6




Build this exceptionally sensitive twin-triode radio. Uses unique assembly system and can be built by anyone without any radio knowledge whatever in 45 minutes. Handsome black-crackle steel case with specially made black and gold dial with stations printed. Size of radio only 6½in. x 5in. x 3in. Covers all Medium and Long waves—uses one only "Ever-Ready" all-dry battery which lasts many months, as H.T., consumption is only 1 to 1.5 mA. Ideal for Bedroom, Garden, Holidays, etc. Many unsolicited testimonials. Mr. Woods of Boston, writes: "I am quite pleased with the little set I purchased from you. I can get the "Home," "Regionals," "A.F.N., and lots of Foreign Stations. I am very satisfied—it is worth every penny of the price." Cost of all parts, plans—everything down to last nut and bolt, 49/6 including post, packing, etc., or send 2/- for priced parts list. Note: We stock complete range of components and valves Order despatched by return. Limited Quantity—SEND TODAY!

49/6

CONCORD ELECTRONICS (Dept. W.W.8.)
39, Queens Road, BRIGHTON, I

An essential reference book for *ALL* users of TRANSFORMERS & CHOKES



GARDNERS RADIO CATALOGUE

The full catalogue is available free to industrial concerns. An abridged edition is forwarded to private users.



GARDNERS RADIO LTD., Somerford, Christchurch, Hants. Tel. Christchurch 1024

Versatile Portable Oscilloscope?

*What he needs is this
FURZEHILL O.120A*

Frequencies up to 250kc/s ▶

10 millivolts to 1,000 volts/cm ▶

X and Y amplifiers ▶

Symmetrical deflection both axes ▶

£71.10.0 ex works

- immediate delivery



Furzehill Laboratories Ltd.

You'll do better

Build these New PREMIER TELEVISORS!

★ **13 CHANNEL DESIGN No. 1**
MAY BE BUILT FOR £32 - 7 - 11 PLUS COST OF C. R. T.

★ **5 CHANNEL DESIGN No. 2**
MAY BE BUILT FOR £27 - 9 - 4 PLUS COST OF C. R. T.

BUILD IN 5 EASY STAGES. FULL CONSTRUCTIONAL DETAILS AVAILABLE. INSTRUCTION BOOK 3/6 POST FREE INCLUDES BOTH DESIGNS

CONSOLE CABINETS with full length doors for 14in., 16in. and 17in. tubes PRICE £14/14/- H.P. Terms: Deposit £7/7/6 and 9 monthly payments of 18/6

CONSOLE CABINETS previously advertised, still available at £12/12/- H.P. Terms: Deposit £6/6/- and 8 monthly payments of 18/3

On above cabinets add 21/- for pkg. & carr.



Teletron Ferrite Rod Aerials. Medium Wave 8/9. Medium/Long Wave 12/9.

ILLUSTRATED LIST AVAILABLE GIVING FULL DETAILS OF BUREAU TYPE CABINETS

A RANGE OF BAND 3 AND F.M. AERIALS IS NOW AVAILABLE

Air spaced co-axial wire, 1/9 per yard.

MAKE YOUR OWN ROD AERIAL

Ferrite rod 6in. x 1/8in., complete with descriptive constructional details. These aerial rods are suitable for medium and long wave reception. Price 5/3, post free.

BARGAIN OFFER

DARK SCREEN FILTER IN TRIPLEX GLASS 18in. x 14in. SUITABLE FOR ALL TUBES UP TO 17in., 10/-. PLUS PACKING AND POSTAGE 1/6. LATEST TYPE RUBBER ESCUTCHEON SUITABLE FOR 17in. RECTANGULAR TUBES AT A SPECIAL PRICE OF 10/-. PLUS PACKING AND POST 1/6.

We carry a comprehensive stock of components by all leading manufacturers.



The most efficient **BAND III CONVERTER** available

Includes 2 valves plus metal rectifier utilising the latest circuit technique. Midland, North and London Models A.C. Mains only 200/240 v., complete with power supply. Provision is made by means of a four position switch to cover all Band III channels. Size—Height 2 1/2in., Width 5 1/2in.

PRICE COMPLETE **£8 . 8 . 0** Plus 2/6 pkg. & carr.
Credit Terms: Deposit £1/1/4 and 8 monthly payments of £1/2/1.

SEND 2d. STAMP FOR OUR 1956 CATALOGUE



COMMUNICATION RECEIVER P.C.R.2

Send for leaflet.

6-Valve 3 wavebands 13-50, 190-570 and 900-2,000 metres, in black case with crackle front, illuminated calibrated dial, flywheel tuning, size 1 1/2 x 10 x 8in. Cash £7/10/-, plus packing and carriage 10/6. Supplied complete with built-in A.C. Power Supply. Brand new and ready for use. Cash £9/19/6, or H.P. terms. Plus packing and carriage 10/6. Circuit diagram available, 9d. post free.

THE JASON "ARGONAUT" MW/FM DESIGN

The very latest in FM receiver design PLUS a medium waveband. All components to build the complete receiver including output stage may be purchased for £15/5/-, or all components less output stage but including power supply, for £13/19/6 plus pkg. & post 3/6 on each. The chassis, front plate, dial, flywheel drive assembly, special tuning condenser and wavechange switch (which includes main switch) supplied completely assembled. This is also available separately at £4/4/- plus pkg. & post 2/6.

MULLARD AMPLIFIER KIT

WHY NOT MAKE THE BEST!

All the components for model 510, PLUS pre-amplifier on one chassis (total six valves) may be purchased for £12/12/- plus pkg. & post 7/6, or pre-amplifier and tone control in a separate unit £14/14/- plus pkg. and post 7/6.

TERMS OF BUSINESS:

Cash with order or C.O.D. over £1. Please add 1/- for Post Orders under 10/-, 1/6 under 40/-, unless otherwise stated.

T.S.L. ELECTROSTATIC SPEAKERS

Type LSH75Price 12/6
Type LSH100Price 21/-
Type LSH518Price 17/6

SPECIAL OFFER

Limited Quantity

The well-known Band 3 Univerter in chassis form suitable for any home-built or commercial Television, will fit into existing Cabinet complete with own A.C. Power Supply, tested and ready for use, two models, London or Midland. Cash price £6/6/-, plus packing and postage 3/6.

LATEST B.S.R. MONARCH 4-SPEED AUTOCHANGER

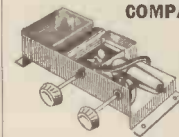
Designed to play 12in., 10in. and 7in. Records intermixed in any order at 16, 33, 45 or 78 r.p.m. Capacity 10 Records. New reversible Dual Stylus Crystal Pick-up, for use on 100/150 v. 50 cycle A.C. mains. £9/15/0, plus packing and postage 5/-.

B.S.R. MONARCH 3-Speed Autochanger still available at £7/19/6. Plus pkg. & post 5/-.

LATEST TYPE 3-SPEED SINGLE PLAYER

By famous manufacturer, with crystal turnover head. For use on 100-250 v. 50 cycle A.C. mains. £6/19/6. Plus pkg. & carr. 5/-.

COMPACT GRAM AMPLIFIER



Suitable for any type of Pick-up. Volume and tone control fitted with knobs. Overall size 7 1/2in. long x 3 1/2in. wide x 2 1/2in. high. Complete and ready for use. £2 . 19 . 6


Plus packing and postage 2/6

METER RECTIFIERS. Miniature type with leads 1-5 mA. 6/9, post paid.

SEND FOR DETAILS OF OUR H.P. AND CREDIT TERMS

PREMIER RADIO COMPANY,

with PREMIER



4 WATT AMPLIFIER

MAY BE BUILT FOR **£4. 10. 0** Plus 2/6 Pkg. & Postage

A steel case is now available, complete with engraved panel, for 21/- extra. The amplifier may be supplied complete for £5/5/- plus pkg. and post 3/6, or fitted in case at £6/6/- plus pkg. and post 3/6.



3 BAND SUPERHET RECEIVER

MAY BE BUILT FOR **£7. 19. 6** Plus 3/- Pkg. & Postage

2-BAND TRF RECEIVER MAY BE BUILT FOR £5. 15. 0 plus pkg. & post 3/-.

These two receivers use the latest type circuitry and are fitted into attractive cabinets 12in. x 6in. x 5in. in either walnut or ivory bakelite or wood. Individual instruction books 1/- each, post free.

AM/FM RADIOGRAM CHASSIS

9 Valves (including Magic Eye), output 2 x 6BW6 valves in push-pull, output suitable for 3 or 15 ohm speakers. Ferrite Rod Aerials on medium and long "Gorter" permeability Unit on FM. A.C. mains 200-250 volts, chassis 15in. long, 7in. deep, 8in. high, dial 14in. x 8in. Cash price £27/6/-, or on H.P. Terms. Plus packing and carriage 7/6 extra.

T.S.L. LORENZ SOUND SYSTEM

Type LP 812-2

Consists of a 12in. Unit and two LPH65 Treble Units. Co-axially placed to give the widest listening angle. Bass and treble Units have magnetic systems of the highest efficiency, each magnet having a flux density of 17,500 gauss. This Speaker system gives a level response from 20 to 20,000 cycles. No expensive cross-over Units are required. Leaflet available. Price £14/19/6 H.P. terms available. Postage and packing 7/6 extra.

Single Treble Units available separately at 39/6 each plus packing and postage 1/- extra. Improve your existing Speaker system with this Unit giving an output of 2 k/c to 20 k/c ± 1db.

A range of High Fidelity Amplifiers, Speakers and Record Players, the following makes in stock: Leak, E.A.B., Rogers, Goodmans, Wharfedale, W.B. Stentorian, Lorenz, B.S.R., Collaro, Garrard, Lenco, Connoisseur. We shall be only too pleased to demonstrate any of the above equipment.

PORTABLE TAPE RECORDER CABINETS

All Resins covered			
Tape Deck	Amplifier	Type	Price
Lane Mk. VI	Premier	Mk. VI	£4/19/6
Lane Mk. VI	Premier	de Luxe	£4/19/6
Truvox Mk. III	Truvox C	T.D.3	£4/4/-

Plus Postage and Packing 5/-

ALUMINIUM CHASSIS 18 s.w.g.

Substantially made from Bright Aluminium with four sides:

7 x 5 1/2 x 2in.	4/-	10 x 9 x 3in.	7/-
7 x 3 1/2 x 2in.	3/9	12 x 10 x 3in.	7/9
9 1/2 x 4 1/2 x 2in.	4/3	14 x 10 x 3in.	7/11
10 x 8 x 2 1/2in.	5/6	16 x 10 x 3in.	8/3
12 x 9 x 2 1/2in.	7/-	16 x 8 x 2 1/2in.	8/-
14 x 9 x 2 1/2in.	7/6		

CAN WE HELP YOU!

IF THE EQUIPMENT OR COMPONENTS YOU REQUIRE ARE NOT IN OUR ADVERTISEMENT, DON'T HESITATE TO WRITE TO US—WE PROBABLY HAVE THEM IN STOCK.



PRE-AMPLIFIER AND TONE CONTROL UNIT

COMPLETE **£5. 5. 0** Plus 2/6 Pkg. & Postage

Suitable for use with the "Williamson" or any other quality amplifier. Two switched inputs with preset volume controls, bass and treble tone control, output volume control, fitted into a steel box 10in. x 3in. x 3in., silver hammered finish with black Perspex panel engraved in silver. Power requirements 6.3 v. 0.9 a. and 250 v. 5 m/a. Completely wired and tested.

ALUMINIUM PANELS 18 s.w.g.

7 x 6in.	1/3	7 x 4in.	1/-
9 1/2 x 6in.	1/8	9 1/2 x 4in.	1/5
10 x 9in.	2/2	10 x 7in.	1/11
12 x 9in.	2/8	12 x 7in.	2/5
14 x 9in.	3/2	14 x 7in.	2/11
16 x 9in.	3/8	16 x 7in.	3/5
20 x 9in.	4/8	20 x 7in.	4/5
22 x 9in.	5/2	22 x 7in.	4/11

WILLIAMSON AMPLIFIER

MAY BE BUILT FOR **£15. 15. 0** Plus 7/6 Pkg. & Postage

or on H.P. Terms

Absolutely complete and all components are guaranteed to Author's specification. May be supplied completely wired and tested for cash £20, or on H.P. Terms, packing and postage 10/-.



ALL DRY BATTERY PORTABLE RADIO RECEIVER

MAY BE BUILT FOR **£7. 8. 0** Plus 3/- Pkg. & Postage

4 Miniature valves in a superhet circuit covering medium and long waves, Resin covered cabinets 11in. x 10in. x 5in., in two contrasting colours, wine with grey panel or blue with grey panel. Please state choice when ordering. Instruction book 1/6 post free, which includes full constructional details and list of priced components.

The New "PREMIER" TAPE RECORDER

£5 DEPOSIT & 8 MONTHLY PAYMENTS OF £4. 18. 6 or CASH PRICE £40 plus 21/- pkg. & carr.



★ Case finished in Brown and Antique Fawn. Size 15in. x 12 1/2in. x 7 1/2in., with the very latest type continental gilt fittings. For A.C. mains 200-250 volts, 50 cycles.

207, EDGWARE RD., LONDON, W.2.

Tel: Ambassador 4033 & Paddington 3271

33

45

NOW...four speeds and even finer performance!

Here is a Monarch which we should like to describe in the grandest superlatives. Listening tests, reliability tests and laboratory measurements prove it a superb instrument from every point of view—it is certainly the finest Monarch yet!

An outstanding feature of this unit is its freedom from rumble and wow. With a standard $33\frac{1}{3}$ r.p.m. Vinyl disc, rumble, at any one frequency from 19 to 20,000 c.p.s., is below 0.3% on a recorded signal of 6.6 cm/sec. velocity. Wow is less than 1%.

Other notable features include: provision for manual play; four speeds and neutral; a new resonance-free, die-cast aluminium pickup that will accept most British and American cartridges—and is also adjustable for stylus pressure.

Literature describing this outstanding new Monarch is available on request. When writing please ask for U.A.8 Data Sheet.

16

78



Monarch **U.A.8**

Four Speed Autochanger



BIRMINGHAM SOUND REPRODUCERS LTD., OLD HILL, STAFFS.

11a
AGS

Wireless World

ELECTRONICS, RADIO, TELEVISION

Managing Editor: HUGH S. POCOCK, M.I.E.E.
Editor: H. F. SMITH
Assistant Editor: F. L. DEVEREUX, B.Sc.

JULY 1956

In This Issue

Editorial Comment	303
Dip Soldering <i>H. G. Manfield</i>	304
Television Pattern Eliminator	307
World of Wireless	308
Crystal-Controlled F.M. Receiver <i>D. N. Corfield</i>	312
Selective "Paging" System	316
Semi-Conductors "Cathode Ray"	317
Letters to the Editor	322
Ferroresonant Computing Circuits <i>R. S. Arbon and G. Phylip-Jones</i>	324
Two-Channel Stereophonic Sound Systems <i>F. H. Brittain and D. M. Leakey</i>	331
Developments in Sound Reproduction	335
Short-wave Conditions	339
F.M. Tuning Meter <i>R. S. Ferguson</i>	340
Wafer Cells <i>R. W. Hallows</i>	341
"Precipitation Static"	343
Simple Telephone Answering Machine <i>H. G. M. Spratt</i>	344
Book Received	346
European V.H.F. Broadcasting <i>G. H. Russell</i>	347
Electron Tube Information Service	349
Random Radiations "Diallist"	350
Unbiased "Free Grid"	352

VOLUME 62 NO. 7
PRICE: TWO SHILLINGS

FORTY-SIXTH YEAR
OF PUBLICATION

PUBLISHED MONTHLY (4th Tuesday of preceding month) by ILIFFE & SONS LTD., Dorset House, Stamford Street, London, S.E.1.
Telephone: Waterloo 3333 (60 lines). Telegrams: "Ethaworld, Sedist, London." Annual Subscription: Home and Overseas, £1 12s. 6d.
U.S.A. and Canada \$5.00. BRANCH OFFICES: BIRMINGHAM: King Edward House, New Street, 2. Telephone: Midland 7191.
COVENTRY: 8-10, Corporation Street. Telephone: Coventry 5210. GLASGOW: 26B, Renfield Street, C.2. Telephone: Central 1265.
MANCHESTER: 260, Deansgate, 3. Telephone: Blackfriars 4412. OVERSEAS OFFICES: U.S.A.: 111, Broadway, New York, 6, N.Y. Telephone: Digby 9-1197. CANADA: 74, College Street, Toronto, 2, Ontario Telephone: Walnut 4-5631

Transistors



under Small Signal A.F. Conditions

Many types of equivalent circuit have been put forward in trying to replace the empirical methods of designing transistor circuits by a system of mathematical calculations. If the attempt is made to represent transistor performance completely in this way, the transistor appears as a complex device with, among other things, a frequency-dependent phase relationship between input and output, and the proposed equivalent circuits become correspondingly complicated. When, for example, the circuit is to represent the transistor at frequencies comparable with the cut-off frequency at which (by definition) the current amplification factor a is 3dB below its low frequency value, it may be necessary to include delay lines or similar devices.

Fortunately the calculation of the performance of junction transistors at audio frequencies and for small signals can be very much simplified. The system described here treats the transistor as a four-terminal 'black box' from which are derived five characteristics or 'parameters'. For grounded base operation they are: (1) current gain a with output short-circuited to a.c.; (2) input resistance r_{11} with the output open-circuited to a.c.; (3) input resistance r_{in} with the output short-circuited to a.c.; (4) output resistance r_{22} with the input open-circuited to a.c.; (5) output resistance r_{out} with the input short-circuited to a.c. Similar quantities are defined for grounded emitter operation, and are primed to distinguish them, thus a' , r'_{11} etc. (See figure).

These parameters show immediately the limits of the input resistance and output resistance of the transistor. Thus for a typical OC71 in grounded emitter operation with a working point $V_c = -2V$, $I_c = -3mA$, the input resistance lies between $r'_{in} = 800\Omega$ ($R_L = 0$) and $r'_{11} = 500\Omega$ ($R_L = \infty$); similarly the output resistance lies between $r'_{out} = 21k\Omega$ ($R_s = 0$) and $r'_{22} = 13k\Omega$ ($R_s = \infty$). In practice either $R_L = 0$ or $R_L = \infty$ means that the load resistance is very small or very large compared with the output resistance of the transistor. Also $R_s = 0$ implies a.c. drive from a voltage source, and $R_s = \infty$ a current source.

The parameters give convenient and comparatively simple expressions for the current, voltage, and power

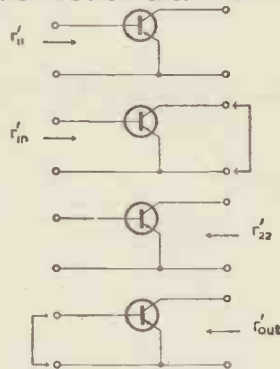
gain of the transistor in circuit, and for the circuit input resistance R_{in} and output resistance R_{out} . The formulas for grounded base and grounded emitter operation are identical in form, but for grounded emitter circuits the calculations must always be made with the dashed or primed quantities a' etc., and of course the results are numerically different. All the formulas consist of a simple fixed term (dependent on the transistor only) multiplied by a term which varies in a fairly simple manner with the circuit values.

The table shows the conversion from the T-network system of r_e , r_b , r_c and r_m to this Mullard system of parameters, and also gives the relationship between grounded emitter and grounded base characteristics in the Mullard system.

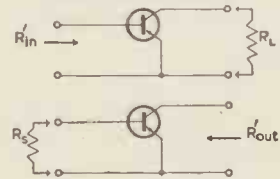
It can be seen that with grounded base r_{11} and r_{22} are independent of a , and r_{in} and r_{out} decrease with increasing a . For grounded emitter, r'_{11} is independent of a' ; r'_{22} decreases almost proportionately with increasing a' ; r'_{in} increases with a' ; and r'_{out} decreases with increasing a' .

GROUNDING Emitter

OPEN- AND SHORT-CIRCUIT CONDITIONS



CONDITIONS IN CIRCUIT



Note: These diagrams apply to a.c. only. The necessary d.c. supplies are not shown.

1589

Grounded Base Characteristics	Grounded Emitter Characs.	Conversion	Equalities
$a = \frac{r_m}{r_c}$	$a' = \frac{r_m}{r_c - r_m}$	$a' = \frac{a}{1-a}$	$\frac{r_{in}}{r_{11}} = \frac{r_{out}}{r_{22}}$
$r_{11} = r_e + r_b$	$r'_{11} = r_e + r_b$	$r'_{11} = r_{11}$	$\frac{r'_{in}}{r'_{11}} = \frac{r'_{out}}{r'_{22}}$
$r_{in} = r_e + (1-a)r_b$	$r'_{in} = r_b + r_e(1+a')$	$r'_{in} = \frac{r_{in}(1+a')}{r_{22}}$	$a'r'_{22} = ar_{22}$
$r_{22} = r_c$	$r'_{22} = \frac{r_c}{1+a'}$	$r'_{22} = \frac{r_{22}}{1+a'}$	
$r_{out} = r_c \left[\frac{r - ar_b}{r_e + r_b} \right]$	$r'_{out} = \frac{1+a'}{r_c} \left[1 + \frac{a'r_e}{r_e + r_b} \right]$	$r'_{out} = r_{out}$	

Reprints of this advertisement will not be available



T.S. D. DATA and PUBLICATIONS SECTION, MULLARD LTD., CENTURY HOUSE, SHAFESBURY AVE., LONDON, W. C. 2



MVM 353



the **TRUSTWORTHY** safeguard

for
*Communications
and Industry*

The special Trustworthy high quality valves have been designed to give maximum efficiency with reliability —most valuable in equipment required to operate for lengthy periods unattended. Primarily established to meet Service requirements, the Trustworthy techniques, including shock and vibration tests, have been extended to include many commercial types. The accompanying table shows the complete range of Industrial "T" valves, most of which are obtainable with reasonable delivery. In many instances additional types can be made available for special applications.

INDUSTRIAL  RANGE			
 Code	Equivalent Commercial Type Code	Function	Base
6058	6A5	Double Diode	B7G
G/6516	6A5	Power Pentode	B7G
6064	6AM6/8D3	High Slope R.F. Pentode	B7G
G/6066	6AT6	Double Diode Triode	B7G
G/5749	6BA6	Vari Mu R.F. Pentode	B7G
G/5750	6BE6	Heptode Mixer	B7G
G/6059	6BR7	Low Noise A.F. Pentode	B9A
G/6061	6BW6	Output Beam Tetrode	B9A
G/6132	6CH6	Video Output Pentode	B9A
G/6100	6C4	Triode Amplifier	B7G
G/6180	6SN7GT	Low Mu Double Triode	Octal
6063	6X4	Full Wave Rectifier	B7G
6065	9D6	Vari Mu R.F. Pentode	B7G
G/6060	12AT7	High Slope Double Triode	B9A
6067	12AU7	Low Mu Double Triode	B9A
6057	12AX7	High Mu Double Triode	B9A
G/6158	13D3	Special Purpose Double Triode	B9A
G/6062	5763	V.H.F. Beam Tetrode	B9A
G/6157	R17	Half Wave Rectifier	B9A
G/6443	R18	Half Wave Rectifier	B9A
G/6L6GA	6L6GA	Output Beam Tetrode	Octal
G/25L6GT	25L6GT	Output Beam Tetrode	Octal
G/6042	25SN7GT	Low Mu Double Triode	Octal
G/50C5	50C5	Output Beam Tetrode	B7G

Notes: Type 6058 will be superseded eventually by Type 5726 (Short Bulb Version).



Standard Telephones and Cables Limited

Regd. Office : Connaught House, 63, Aldwych, London, W.C.2

FOOTSCRAY · SIDCUP · KENT · FOOTscray 3333

THE ACOS MIC 36

The ACOS MIC 36 crystal microphone performs as well as it looks. It is omni-directional, highly sensitive, and has a substantially flat response from 30 to 7,000 c/s. It retails at £3.3.0 without switch or £3.8.0 with one, and is widely chosen for tape and disc work, P.A. and amateur radio.



STAND



TABLE

HAND



MIC 36
is just one popular example of
ACOS Microphones. The range
includes other models retailing
at prices from £1:5 to £12:12.

acos always well ahead

*ACOS devices are protected by patents, patent applications
and registered designs in Great Britain and abroad.*

GOSMOCORD LIMITED • ENFIELD • MIDDLESEX • Tel: ENfield 4022

"BELLING LEE" NOTES

Emley Moor

The following statement has been issued by the Independent Television Authority and is reproduced here with their permission: "The transmissions of low power test signals will begin next July from the site of the Independent Television Authority's second northern transmitter at Emley Moor, Yorkshire. These low power signals will be put out from the mobile transmitter which was originally designed, built and operated by Belling & Lee, Ltd., aerial manufacturers, and which has now been acquired by the Authority. This mobile transmitter was used for pilot test transmissions from the London, Lichfield, and Winter Hill sites, and it was found that in most cases very little adjustment to sets was subsequently necessary when high power transmissions began.

"As on previous occasions, the transmitter will operate at an effective radiated power of 1 Kilowatt, and with an aerial height of approximately 90ft."

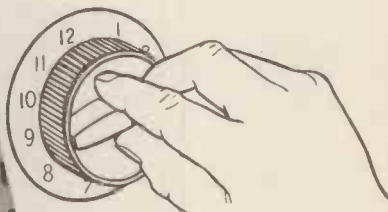
The transmitter is at present at Enfield for the necessary modifications; it will lose its identity as G9AED, and presumably will become known as the I.T.A. test transmitter. "Belling-Lee" have made full use of the many reports that have come in, and will still take a very keen interest in its performance.

Shortly after the opening of the Emley Moor test transmitter, "Belling-Lee" will conduct a lecture tour of Leeds, Sheffield and Hull, and members of the trade will be invited. If readers who feel that they qualify and who have not received an invitation care to write to us at Enfield, we will see if we can accommodate them.

"Belling-Lee"

The correct title of this company is Belling & Lee Ltd. The short title "Belling-Lee" is a registered trade mark and where used it would be appreciated if the quotes were inserted.

Advertisement of
BELLING & LEE LTD.
 Great Cambridge Rd., Enfield
 Middx.
 Written 30th May, 1956



- at the turn of a switch!

Very few receivers have sufficient latitude of control to enable the user to balance the B.B.C. and I.T.A. pictures so that the viewer may switch from one to the other without further adjustment.



The most satisfactory way to achieve this is by the judicious use of aerials and attenuators. What viewers need—and what you can give them—is a balanced picture with the minimum of adjustment. Always specify and install "Belling-Lee" aerials and attenuators for complete satisfaction and trouble-free service.

"Belling-Lee" supply aerials, attenuators, plugs and sockets, diplexers and interference filters, all of which contribute towards an efficient installation.

"BELLING-LEE" AERIALS ARE GUARANTEED & INSURED FOR 3 YEARS

BELLING & LEE LTD
 GREAT CAMBRIDGE RD., ENFIELD, MIDDX., ENGLAND

Telephone: Enfield 3322 • Telegrams: Radiobel, Enfield



PARMEKO TRANSDUCTORS for MAGNETIC AMPLIFIERS



There are 14 standard types in the Parmeko 'Saturn' series of transducers for operation at supply frequencies of 400~ and 1600~, and some for 50~. They are used in overload protection devices and servo-motor amplifiers, voltage and frequency regulators and high speed sensitive relays, high power gain amplifiers and D.C. amplifiers giving a linear output from 0 to 10 microamperes, and other industrial and Service equipment. Illustrated leaflet 854-2 gives complete specifications

PARMEKO LIMITED

PERCY ROAD, LEICESTER, ENGLAND

THE E.M.I. COLLEGE OF ELECTRONICS

Expansion into New Fields

The above name has now been adopted by the Attending Division of E.M.I. Institutes, as a result of its rapid expansion in Electronic Engineering Education and Training. The college has over 200 full-time students and apprentices as well as 60 graduate engineers and physicists on part-time courses. In addition to the courses noted below, special courses are arranged for the E.M.I. Group and the customers of the Group. Present activities and future plans include courses on Digital and Analogue Computers, Process Control and Automation. Full-time public courses are as listed below.

4-Year Course:

ELECTRONIC ENGINEERING

Intended for good Science sixth-formers who are capable of training into future team leaders in scientific applications. Final qualifications are B.Sc. and City and Guilds' Full Technological Certificate in Telecommunications Engineering. This course is recognised by the Institute of Electrical Engineers. The 1956 course commences on October 2nd.

3-Year Course:

TELECOMMUNICATIONS

Entrance standard G.C.E. Ordinary level or equivalent. This course trains Assistant Development Engineers to City and Guilds' Full Technological Certificate level. Opportunities for practical attachments to E.M.I. Laboratories and Workshops are provided. Next course commences on September 11th.

1-Year Course:

Full-time day course in the Principles and Practice of Radio and Television. Mainly designed for the training of Radio and Television Servicing Engineers. Enrolments for next course, commencing September 11th, now being accepted.

SCHOLARSHIP SCHEMES

As a result of the success of the 4-YEAR COURSE Scholarship Scheme over the past four years, scholarships are being awarded on the 3-YEAR COURSE as well this year.

- 4-YEAR COURSE: At least 18 E.M.I. scholarships are offered for the 1956 course which commences on October 2nd.
- 3-YEAR COURSE: 2 scholarships are available on this course which commences on September 11th.

Full details of courses and scholarships may be obtained on application.



(Controlled by E.M.I. Institutes Ltd.—
part of the world-wide E.M.I. Electronics Organisation)

20A3 MINIATURE TETRODE THYRATRON



The 20A3 is a miniature indirectly heated tetrode thyatron which can be used as a high speed relay. It has a high control ratio, low grid/anode capacitance and passes a very low grid current. Used in conjunction with a high resistance circuit, the 20A3 can be operated directly from a high-vacuum photo-cell.

RATING

Heater Voltage	6.3 volts
Heater Current	0.6 amps.
Arc Voltage Drop	8 volts
Max. Forward Anode Voltage	650 volts
Maximum Peak Invoice Anode Voltage	1300 volts
Max. Shield Grid Voltage	-100 volts
Max. Control Grid Voltage	-100 volts
Max. Peak Cathode Current	500mA
Max. Average Cathode Current	100 mA
Control Grid Circuit Resistance	0.01-10.0 MΩ
Control Ratio G1	250*
" " G2	1000†

BASE B7G MINIATURE

This valve is equivalent to the 2D21

LIST PRICE 15/-

NOTE.—All maximum ratings are absolute values, not design centres. Heater to cathode voltage must never exceed 25 volts peak. The heater must be switched on for a minimum of 10 seconds before the anode voltage is applied.

* $V_{g2}=0$; $R_{g1}=0$
 † $V_{g1}=0$; $R_{g1}=0$; $R_{g2}=0$

EDISWAN

M A Z D A

RADIO VALVES AND CATHODE RAY TUBES


THE EDISON SWAN ELECTRIC COMPANY LIMITED

155 Charing Cross Road, London, W.C.2

Telephone : Gerrard 8660

Member of the A.E.I. Group of Companies

Telegrams : Ediswan, Westcent, London



THE NEW WIDE RANGE OSCILLOSCOPE TYPE WM5A (25m/cs)

- Precision time, voltage a.c./d.c. measurements without arbitrary graticules or calibrating waveforms.
- Sweep delay or return sweep displayed as extra trace gives continuous time display.
- Display expansion greater than 2500:1 on a given range.
- Photo sweep and voltage reference trace with auto-blackout.
- High brilliance fine focus EMITRON C.R.T. with full 10 cms. deflection.
- Variable E.H.T. (1 to 10kV gives 10 to 1 display expansion with unmodified bandwidth.)
- Add on sub-units give performance extension.
- Additional stabilised supplies and waveforms for external use.
- Voltage measurements — 100 mV to 500 V (2½%), unaffected by variations in supply, C.R.T. or amplifier linearity, or degree of expansion.
- Time measurements — 20 m μ S to 100 mS (2½%) direct from meter.

Fully descriptive literature available from

E. M. I. ELECTRONICS LTD.


Instrument Division

HAYES · MIDDLESEX

Telephone SOUthall 2468 (Ext. 655, 857 & 1013)



MARCONI LOW FREQUENCY CRYSTALS



IN THE RANGE 1.6-50 Kc/s

The illustration shows a 1.6 and 3 Kc/s Carrier Oscillator Unit for transmitting information to a remote bearing indicator as used in the Marconi V.H.F. Direction Finder Type AD200

Available in evacuated envelopes with B7G base or with flexible leads for connection into the circuit

Among the many uses for this type of crystal are the following:—

**SPEECH INVERSION
OSCILLATORS**

•

**CARRIER CHANNELLING
EQUIPMENT**

•

RANGE CALIBRATORS

•

TIMING APPLICATIONS ETC.

Flexure mode crystals are suitable for a wide variety of applications where an oscillator of good stability and small size is essential. They cover the frequency range 1.6 to 50 Kc/s with a point of zero temperature coefficient in the range 0°-40°C. The bar in XY flexure used between 1.6 and 12.0 Kc/s has the great advantage of a low temperature coefficient in the region of room temperature.

Lifeline of Communication




MARCONI

MARCONI'S WIRELESS TELEGRAPH COMPANY LIMITED
CHELMSFORD, ESSEX. Telephone: CHELMSFORD 3221

SenTerCel H.T. RECTIFIERS

from 125V 30mA
to 250V 300mA


Specially designed for use in domestic Radio & Television receivers, these miniature rectifier stacks have an established position with manufacturers to whom reliability, small dimensions and low costs are important.



TYPE	RM0	RM1	RM2	RM3	RM4	*RM5
Maximum ambient temperature	35°C 55°C	35°C 55°C	35°C 55°C	35°C 55°C	40°C 55°C	40°C 55°C
Maximum output current (mean)	30mA 15mA	60mA 30mA	100mA 60mA	120mA 90mA	250mA 125mA	300mA 150mA
Maximum input voltage (r.m.s.)	125V	125V	125V	125V	250V	250V
Maximum peak inverse voltage	350V	350V	350V	350V	700V	700V
Max. instantaneous peak current	Unlimited	Unlimited	Unlimited	Unlimited	Unlimited	Unlimited
Weight	0.82 oz.	1 oz.	1.4 oz.	2 oz.	4.5 oz.	4.75 oz.

* For use in voltage doubler circuits the peak inverse and maximum input voltages are halved, current output being as for half wave operation.

- Instant starting—no warming-up period
- Unlimited instantaneous overload
- No limit to size of reservoir capacitor
- Simple mounting—no valve holder
- Withstand overloads such as charging current of de-formed electrolytic capacitors
- Low heat dissipation
- Practically indestructible in service
- Simple wiring—two connectors only
- Small size . . . low weight
- Low cost



Standard Telephones and Cables Limited

Registered Office : Connaught House, Aldwych, London, W.C.2

RECTIFIER DIVISION : EDINBURGH WAY · HARLOW · ESSEX

Telephone : Harlow 26811

Telegrams : SenTerCel, Harlow, Essex



**POST THE COUPON TODAY
FOR OUR BROCHURE ON THE
LATEST METHODS OF HOME
TRAINING FOR OVER
150 CAREERS AND HOBBIES**

THE ADVANTAGES OF E.M.I. TRAINING

- ★ The teaching methods are planned to meet modern industrial requirements.
- ★ We offer training in all subjects which provide lucrative jobs or interesting hobbies.
- ★ The student is taken carefully and thoroughly through his chosen subject.
- ★ A tutor is personally allotted by name to ensure private and individual tuition.
- ★ Free advice covering all aspects of training is given to students before and after enrolment with us.

NEW

**LEARN THE PRACTICAL WAY
— COURSES WITH EQUIPMENT**

With many courses we supply actual equipment thus combining theory and practice in the correct educational sequence. The equipment, specially prepared and designed, remains your property. Courses include: Radio, Television, Electronics, Draughtsmanship, Carpentry, Photography and Commercial Art, Amateur S.W. Radio, Electricity, Languages, Mechanics, etc.



Equipment supplied upon enrolment and remains your property.

PRIVATE AND INDIVIDUAL TUITION IN YOUR OWN HOME

Accountancy	Customs & Excise Officer	M.C.A. Licences	Secretaryship
Advertising	Draughtsmanship	Mechanical	Shorthand & Typing
Aeronautical Engineering	Economics	Engineering	Sound Recording
Automobile Engineering	Electrical	Motor Engineering	Structural Engineering
Banking	Engineering	Photography	Te-communications
Book-keeping	Electronics	P.M.G. Licences	Television
Building	Fashion Drawing	Police	Time & Motion Study
Business Management	Heating & Ventilating Engineering	Production	Tracing
Carpentry	Industrial Engineering	Radio & Television Servicing	Welding
Chemistry	Administration	Radio Engineering	Writing
Civil Service	Journalism	Refrigeration	Workshop Practice
Civil Engineering	Languages	Retail Shop Management	Works
Commercial Subjects	Marine Engineering	Salesmanship	Management and many others.
Commercial Art & Drawing	Mathematics	Sanitation	

Also courses for University Degrees, General Certificate of Education, B.Sc.Eng., A.M.I.Mech.E., L.I.O.B., A.C.C.A., A.C.I.S., A.M.Brit.I.R.E., A.M.I.I.A., City & Guilds Examinations, R.S.A. Certificates, etc.

Courses from 15/- per month

EMI

INSTITUTES

**THE ONLY POSTAL COLLEGE WHICH
IS PART OF A WORLD-WIDE
INDUSTRIAL ORGANISATION**

POST THIS COUPON TODAY

Please send without obligation your FREE book.

**E.M.I. INSTITUTES Dept. 127k,
Grove Park Road, London, W.4.**

NAME

ADDRESS


SUBJECT(S) OF INTEREST

(We shall not worry you with personal visits)

JULY

IC38a

VORTEXION TAPE RECORDER



The amplifier, speaker and case, with detachable lid, measures 8½ in. x 22½ in. x 15¾ in. and weighs 30lb.

PRICE, complete with WEARITE TAPE DECK £84 0 0

- ★ The total hum and noise at 7½ Inches per second 50-12,000 c.p.s. unweighted is better than 50 dbs.
- ★ The meter fitted for reading signal level will also read bias voltage to enable a level response to be obtained under all circumstances. A control is provided for bias adjustment to compensate low mains or ageing valves.
- ★ A lower bias lifts the treble response and increases distortion. A high bias attenuates the treble and reduces distortion. The normal setting is inscribed for each instrument.
- ★ The distortion of the recording amplifier under recording conditions is too low to be accurately measured and is negligible.
- ★ A heavy mu-metal shielded microphone transformer is built in for 15-30 ohms balanced and screened line, and requires only 7 micro-volts approximately to fully load. This is equivalent to 20ft. from a ribbon microphone and the cable may be extended 440 yds. without appreciable loss.
- ★ The .5 megohm input is fully loaded by 18 millivolts and is suitable for crystal P.U.s, microphone or radio inputs.

★ A power plug is provided for a radio feeder unit, etc. Variable bass and treble controls are fitted for control of the play back signal.

★ The power output is 3.5 watts heavily damped by negative feedback and an oval internal speaker is built in for monitoring purposes.

- ★ The play back amplifier may be used as a microphone or gramophone amplifier separately or whilst recording is being made.
- ★ The unit may be left running on record or play back, even with 1,750ft. reels, with the lid closed.

POWER SUPPLY UNIT to work from 12 volt Battery with an output of 230 volts, 120 watts, 50 cycles, within 1%. Suppressed for use with Tape Recorder. **PRICE £18.**

FOUR CHANNEL ELECTRONIC MIXER

is almost essential for the professional or semi-professional where a number of different items have to be mixed on one tape recording.

It is recommended by a number of tape recorder manufacturers for this purpose.


Any normal input impedance can be supplied to order, balanced or unbalanced, the standard being 15-30 ohms balanced.

The normal output is 0.5 volt on 20,000 ohms or less, but 600 ohms is available as an alternative.

The steel stove enamelled case is polished and fitted with an engraved white panel suitable for making temporary pencil notes.

An internal screened power pack and selenium rectifier feed the five low noise non-microphonic valves.

Used in many hundreds of large public address installations and recording studios throughout the world.



PRICE £36 15 0

Manufactured by

VORTEXION LIMITED, 257-263, The Broadway, Wimbledon, London, S.W.19


Telephones: LIBerty 2814 and 6242-3

Telegrams: "Vortexion, Wimble, London."

WESTON panel instruments

Both round and rectangular models of moving iron, moving coil, A.C. rectifier and H.F. thermocouple types are offered. In the range of rectangular instruments, which have been introduced to give the advantage of long, easily-read scales and to harmonize with rectangular panels, certain models are available with illuminated dials. Full particulars of types and ranges available are to be found in leaflets. List Nos. W.1 and W.2, copies of which are available on request.

Larger instruments, both round and rectangular and for switchboard or panel mounting are also available. These have scale lengths of 6in. and 6½in. respectively.



Rectangular panel instruments are available with scale lengths of 2.5in., 3.2in., and 4.2in. These offer the advantage of an increase in scale length of approximately 50% over their equivalent round models, for which they can be used as direct replacements using the same panel fixing holes.



Round models are housed in cases of 2in., 2½in., and 3½in. diameter and have scale lengths of 1.7in., 2.1in. and 2.8in. respectively.

SANGAMO WESTON LIMITED

Enfield, Middx · Tel: ENfield 3434 (6 lines) & 1242 (6 lines) Grams: Sanwest, Enfield

Scottish Factory: Port Glasgow, Renfrewshire. Port Glasgow 41151
Branches: London, CHAncery 4971 · Glasgow, Central 6208 · Manchester, Central 7904
Leeds, Leeds 30867 · Liverpool, Central 0230 · Wolverhampton, Wolverhampton 21912
Bristol, Bristol 21781 · Southampton, Soton 23328 · Brighton, Brighton 28497

Newcastle-on-Tyne, Newcastle 26867
Nottingham, Nottingham 42403

When you buy a tape recorder

*your choice will be governed by
two factors—*

PRICE AND SPECIFICATION
*The best tape recorder won't be cheap—
but it will be good value for money.*

The Grundig 'Specialist' TK.820/3-D is the best value for your money. Its presentation, its versatility, its performance, its push-button track changeover, makes it the only possible choice for so many people. Provided the machine has the facilities, appearance and ease of control you demand, it remains to check whether or not its specification will stand up to your requirements.

Here is the complete technical specification of the TK.820/3-D. Read it critically—and write to us if there is anything else you would like to know.

GRUNDIG

Makers of the finest tape recorders in the world.

GRUNDIG (Great Britain) LTD., Dept. WW,
Grundig House, 39/41 New Oxford St., London, W.C.1
Telephone: COVent Garden 2995

(Electronics Division, Gas Purification & Chemical Co. Ltd.)

GRUNDIG 'SPECIALIST'

Mains voltage: suitable for A.C. only, 105–115, 190–210, 210–230, 230–250 volts, 50 cycles. Power Consumption: approximately 90 watts maximum. Mains Fuses: 2 amps (for 190–250 volts), 1 amp (for 190–250 volts). H.T. fuses: 500 mA Surge Resisting, 120 mA Surge Resisting. Valve line-up: EF 86, ECC 81, BL 84, EL 42, EM 71 + 2 metal rectifiers. Mains tapping panel and fuses instantaneously available. Two tape speeds—3½ ins/sec and 7½ ins/sec: speed change instantaneous by electrical means—heavy duty dual speed split phase induction motor: recording time (with 1,200 feet recording tape) 2 × 30 minutes at 7½ ins/sec—2 × 60 minutes at 3½ ins/sec: half track recording, track change without spool reversal: track changeover by press button approximately 2 seconds. Trackbutton remains down to indicate which track was played last: frequency range 50–9,000 cycles at 3½ ins/sec, 40–14,000 at 7½ ins/sec: noise is down at least 40 dBs and wow and flutter less than 0.3% at 7½ ins/sec, less than 0.5% at 3½ ins/sec.

Automatic stop foil at end of spools: fast forward and fast rewind time approximately two minutes per full spool. Illuminated precision place indicator: recording level meter by 'magic eye', tone control for treble or bass emphasis.

Loudspeakers: elliptical high-flux permanent magnet moving coil + two 2½ inch tweeters. Special four-position speaker control. Connections for low impedance extension speaker and high impedance external amplifier remote controls, earphones. Microphone, diode and radio input sockets.

Overall dimensions: 17 inches × 17½ inches × 9½ inches. Weight approximately 48 lb.

Retail Price 98 gns.



OLYMPIC HONOUR FOR BRITAIN

We are proud to announce that our TL/12 amplifiers have been chosen for use in connection with the 1956 Olympic Games to be held in Australia.

It was in 1945 that H. J. Leak revolutionised the performance standards for audio amplifiers by designing the original "Point One" series, and we became the first firm in the world to market amplifiers having a total distortion content of 0.1 of 1%. This claim was received with incredulity, but it was subsequently confirmed by the National Physical Laboratory and since then hundreds of TL/12 amplifiers have been used by the B.B.C., and Commonwealth and foreign broadcasting authorities, and thousands have been used by recording studios, leading musicians and music-lovers throughout the world. We were the only British exhibitor at the world's first Audio Fair which was held in New York in 1949 and the volume of our exports to the United States of America has grown steadily since then.

Further development work resulted in our producing, at a much lower price but with the same high performance standards, the TL/10 amplifier. The TL/10 amplifier and "Point One" pre-amplifier received such an excellent reception when they were first exhibited at the Audio Fair in New York in October, 1953, that we received an initial order for 1,000 sets. Since then several thousand sets have been sold throughout the world. The output of the TL/10 is ample for high-fidelity home music systems, and the quality of reproduction obtained is equal in every respect to that of the TL/12. We always use the TL/10 amplifier and "Point One" pre-amplifier for our public demonstrations of high-fidelity reproduction of gramophone records and radio. The TL/10 amplifier, when used with the best available complementary equipment, gives to the music-lover a quality of reproduction unsurpassed by any equipment at any price. Even when the complementary equipment falls below that of the best obtainable, the use of these amplifiers will enable one to obtain very marked improvements in reproduction.



**HIGH FIDELITY
EQUIPMENT**



LEAK TL/10 AMPLIFIER, £17. 10. 0.
& 'POINT ONE' PRE-AMPLIFIER, £10. 0. 0.

POWER AMPLIFIER

Circuitry

A triple loop feedback circuit based on the famous TL/12. The output transformer is the same size as in the TL/12.
Maximum power output: 10 watts.
Frequency Response: ± 1 db 20 c/s to 20,000 c/s.
Harmonic Distortion: 0.1%, 1,000 c/s, 7.5 watts output.
Feedback Magnitude: 26 db, main loop.
Damping Factor: 25.
Hum: -90 db referred to 10 watts.
Loudspeaker Impedances: 16 ohms, 8 ohms, and 4 ohms.

OTHER LEAK PRODUCTS

Varislope II pre-amplifier	£16 16 0
TL/12 power amplifier	£28 7 0
TL/25A power amplifier	£34 7 0
Leak dynamic pickup:—	
Arm.....	£2 15 0 p.t. £1 3 1
LP head with diamond stylus	£5 15 0 p.t. £2 8 4
78 head with diamond stylus	£5 15 0 p.t. £2 8 4
Mu-metal based transformer	£1 15 0
Trough-Line FM tuner unit with built-in power supply	£25 0 0 p.t. £10 10 0

Those seeking to obtain the highest quality of gramophone and radio reproduction are invited to ask their dealer for a demonstration of Leak products which, with their tradition of excellence, represent the best that can be obtained.

"POINT ONE" PRE-AMPLIFIER

The handsome gold escutcheon plate contributes to the elegant appearance, and blends with all woods.

★ Pickup

The pre-amplifier will operate from any pickup generally available in the world. A continuously variable input attenuator at the rear of the pre-amplifier permits the instantaneous use of crystal, moving-iron and moving-coil pickups.

★ Radio

The radio input sockets at the rear permit the connection of the LEAK V.S. tuner unit. An input attenuator is fitted. H.T. and filament supplies are available from the pre-amplifier.

★ Distortion

Of the order of 0.1%.

★ Hum

Negligible, due to the use of recently developed valves and special techniques.

★ Input selector

Radio, tape, records: any and all records can be accurately equalised.

★ Treble

Continuously variable, + 9 db to - 15 db at 10,000 c/s.

★ Bass

Continuously variable + 12 db to - 13 db at 40 c/s.

★ Volume Control and Switch

The switch controls the power supply to the TL/10 power amplifiers.

★ Tape Recording Jacks

An exclusive feature. Readily accessible jacks are provided on the front panel for instantaneous use with Tape Recorders which have built-in (low level) amplifiers.

ELECTROSTATIC LOUDSPEAKERS

Reprints of "The Gramophone" article (May, 1955) by H. J. Leak, summarising his work and findings on Electrostatic and Dynamic Loudspeakers, are available on request, free of charge.

★ Write for leaflet W ★


H. J. LEAK & CO. LTD., BRUNEL ROAD, WESTWAY FACTORY ESTATE, ACTON, W.3

Phone: SHEpherds Bush 1173/415

Telegrams: Sinusoidal, Ealux, London

Cables: Sinusoidal, London

OVERCURRENT RELAY



Beautifully made by the famous American Westinghouse Company. These are the surface through panel type with clear Pyrex glass covers. They have coils for remote push button resetting. Type A—calibrated for currents between 1 and 4 amps. Type B—calibrated for currents between .5 and 2 amps. Price, unused and perfect, £3/17 6 each.



MINI-RADIO

Uses high-efficiency coils—covers long and medium wavebands and fits into the neat white or brown bakelite cabinet—limited quantity only. All the parts, including cabinet, valves, in fact, everything, £4/10/-, plus 3/8 post. Constructional data free with the parts, or available separately, 1/6.



THE
"CRISPIAN"
BATTERY PORTABLE

A 4-valve truly portable battery set with very many good features as follows:—Ferrite rod aeriels.


- Low consumption valves.
- Superhet circuit with A.V.C.
- Ready built and aligned chassis if required.
- Beautiful two-tone cabinet.
- Guaranteed results on long and medium waves anywhere.

All parts, including speaker and cabinet, are available separately or if all ordered together the price is £7/15/- complete. Post & insurance 3/6d. Ready built chassis 30/- extra. Instruction booklet free with parts or available separately price 1/6.



EX-ROYAL NAVY SOUND POWERED TELEPHONE

These require no batteries, and will go for long periods without attention. Complete with generator and sounder which gives a high pitched note, easily heard above any other noise. Also fitted with an indicator lamp which in quiet situations can be used instead of the sounder, or where several telephones are used together will indicate which one is being called. Size 7 1/2 in. x 9 in. x 7 1/2 in., wall mounting, designed for ships' use but equally suitable for home, office, warehouse, factory, garage, etc. Price 57/6 each, plus 4/8 carriage.

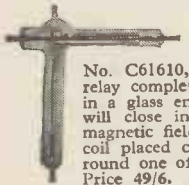


IMPULSE RELAY

Somewhat soiled due to storage but mechanically O.K. Price 2/8, plus 9d. post. Few new and unused at 5/- each. Booklet giving some circuits price 1/- post free.

MAINLY FOR EXPERIMENTS AND INDUSTRIAL USERS

VACUUM RELAY



American made type No. C61610, this is a relay completely sealed in a glass envelope. It will close in a strong magnetic field or by a coil placed close to or round one of its arms. Price 49/6. Operating coils 25/- each.

WESTINGHOUSE (U.S.A.) METERS




All flush mounting type, outside diameter of face 3 1/2 in.

0-500 v. D.C.	25/-
0-1.5 kV D.C. external multiplier	35/-
0-2.5 kV D.C. external multiplier.	35/-
0-15 v. A.C. moving iron.	30/-
0-1 mA.	25/-
0-50 mA.	25/-
0-100 mA.	25/-
0-150 mA.	25/-
0-250mA.	25/-
0-500 mA.	25/-

CONTACTOR


Solenoid operated—completely enclosed in cast-iron case, contacts rated at 7.5 amps D.C.—suitable for up to 30 amps. A.C. — coil volts 24 D.C. price 8/- each.



NAVY MODEL TCK-7

Seen at Eastbourne by appointment


We have a few only American transmitters still in original packing cases. Designed for the Navy, these are really beautifully made and most impressive, standing 5ft. high by 2ft. wide and finished in instrument crackle. All meters and controls are on the front panel. The transmitter tunes over the range of 2 megacycles to 18 megacycles and it is designed for high speed precision communication without preliminary calling. Frequency control and stability is particularly good, being better than .005% under the worst conditions. Power output is 400 watts on C.W. and 100 watts on phone. Tuning is very simple—a unit control mechanism—gives a direct reading in frequency.



Complete with valves and instruction manual. Price £95, ex works.

NOTE.—The transmitter will work off A.C. or D.C. with the appropriate power unit. Power units are not available at present.

UNITS FOR CONTROLLED AUTOMATIC ROTATION



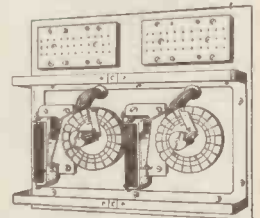
We have brand new, still in original unopened packing cases as shipped from Americas two items of equipment which form part of the radar system RC84. These two units work together to form a Tower rotating device with remote control.

Item 1, known as Tower 24A, is in fact the geared driving motor which rotates the mast. This is quite a heavy construction and would rotate a heavy scanner, reflector, Beam array, etc., etc.

Item 2, known as Indicator 1-221-A is the remote controller which enables the azimuth position of Tower 24A to be controlled from a remote point. Conversely, it enables the azimuth position of the tower to be known at any time. Both the Tower and the Indicator contain selsyn transmitter/receivers and it is these that provide the impulses which cause the aerial to rotate backwards or forwards. The equipment intended for 117 volt A.C. mains but will operate from our mains if connected through step down transformer of 1 K.W. rating.

Prices 1-221-A £25 plus carriage. TR24A £35 plus carriage. Special discount of £5 for cash with order or C.O.D. if both units purchased together.

TOWARDS AUTOMATION



Rotary switch—Ministry Ref. No. AP57579, this is a motor driven switch, the driving motor being a synchronous type for working on 110 volts 50 cycles. The two switches have 20 positions each and are enclosed by a Perspex fronted lid. Separately operated relays providing interlocks. Price £4/17/6 each.

RACKING EQUIPMENT

STANDARD OPEN RACK



6ft. high and 19in. wide, heavy steel construction. Holes drilled and tapped at the standardized spacings. Price £3/15/-, plus carriage.

MICA PANELS

Pure mica panels size 2in. x 3in., 3/- per dozen.




GRAMOPHONE AUTO-CHANGER
Latest types by all famous makers are invariably in stock at competitive prices. R.S.B., Monarch, Garrard, etc. Latest models from £7/15/0, plus 5/- carriage and insurance.

THIS IS ON OFFER AT APPROX. HALF COST TO MAKE




An impressive costly looking cabinet originally designed for T.V. but simple modification makes the cabinet suitable for radiogram, amplifier, tape recorder, or reflex speaker—size 23in. wide, 22in. deep and 27½in. high. Limited quantity at £8/15/- each, carriage 12/6.

E.H.T. GENERATOR




This is a made-up unit, power consumption (6.3 volt 8 amp. filament and approx. 59 mA. H.T.). Contains three BVA valves. Output from 6KT7 to 9 kV rectified with normal H.T. rail layout but somewhat higher outputs can be obtained with higher H.T. supply. Dimensions are 6½ x 4½ x 7in. Price 69/6, post, packing, etc., 5/-.



MULLARD AMPLIFIER "510"
A High Quality Amplifier designed by Mullard engineers. Robust high fidelity with a power output exceeding 10 watts and a harmonic distortion less than .4% at 10 watts. Its frequency response is extremely wide and level being almost flat from 10 to 20,000 C.P.S.—three controls are provided and the whole unit is very suitable for use with the Collaro Studio and most other good pickups. The price of the unit completely made up and ready to work is £12/10/-, plus 10/- carriage and insurance. Alternatively, if you wish to make up the unit yourself we shall be glad to supply the components separately. Send for the Mullard amplifier shopping list.

AM/FM RADIOGRAM CHASSIS



This is a 7-valve A.C. mains operated receiver. An exceptional performer on long, medium, and short A.M. bands and on the new V.H.F. band. It is an ideal unit for a quality radiogram.

Special features include magic eye tuning indicator, extra long scale and pointer travel—latest circuitry employing full A.V.C. feedback, etc., etc.

Undoubtedly one of the finest AM/FM chassis available today. Chassis size 17½in. x 6½in. x 7½in. Price £23/17/6, carriage, packing, and insurance 20/- extra.

RECORD PLAYER FOR £4/10/-

3-SPEED INDUCTION MOTOR
3-speed motor with metal turntable and rubber mat. Latest rim drive with speed selection by knob at the side.

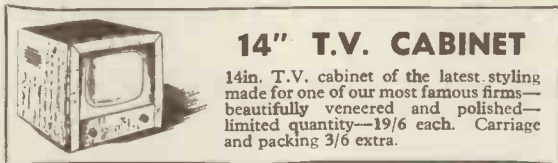


HI-FI PICK-UP

Using famous Cosmocord HI-G turnover crystal. Separate sapphire for each speed. Neat bakelite case with simple adjuster for weight compensation.

SPECIAL SNIP OFFER THIS MONTH

The two units for £4/10/-, or 30/- deposit and four payments of 18/-, post and insurance, 5/- . Or fitted upon base, as illustrated, £5/10/-, plus 7/6 post and insurance.



14" T.V. CABINET

14in. T.V. cabinet of the latest styling made for one of our most famous firms—beautifully veneered and polished—limited quantity—19/6 each. Carriage and packing 3/6 extra.


The "ESTRONIC" BAND III CONVERTER

To-day's best value in Band III converters suitable for your T.V. or money refunded. Complete ready to operate, 59/6 non mains or 85/- mains, post and insurance, 3/6.



HALF-PRICE OFFER BEETHOVEN CHASSIS

Extremely well built on chassis size approx. 9½ x 7½ x 8½, using only first-class components, fully aligned and tested, 110-240 volt A.C. mains operation. Three wave bands covering medium and two shorts. Complete with five valves, frequency changer, double diode triode, pentode output and full wave rectifier. Special cash-with-order price this month, £5/19/6, carriage and insurance 7/6. Polished cabinet, 49/6.



NEW CIRCUIT

OCCASIONAL 56—we have evolved a new T.R.F. circuit and have had really good results, equal in fact to many superhets. You really should try this circuit. All parts including valves (6X7, 6J7, 6F6, and 6X5) and Bakelite case with back cost only £5/10/-, plus 2/6 post and insurance. Data included with the parts is also available separately, price 2/-.



PLEASE INCLUDE POSTAGE WHEN ORDERING

RI155 YOURS FOR £2



The RI155 is considered to be one of the finest communication receivers available to-day. Its frequency range is 75 kc/s. to 18 Mc/s. It is complete with 10 valves and is fitted in a black metal case. Made for the R.A.F. so obviously a robust receiver which will give years of service. Completely overhauled and guaranteed in perfect working order. Price £9/19/6 or 3 payments of £2 each. Carriage and Transit case 15/- extra. Mains Power Pack, with built-in speaker, £5/10/-, or in polished cabinet, £6/15/-.

OFFICE TELEPHONES




New G.P.O. telephone sets with internal bell and push button switch easily connected together to form office intercom. Price £2/10/- each. Post, etc., 2/6.

TRANSFORMER SNIP

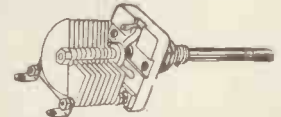
11/6

Post 2/-.

Fully shrouded—standard 280-230 v. primary 280-0-280 at 80 mA., 6.3 v. at 3 amp., 5 v. at 2 amp.



FINE TUNERS



Ceramic trimmers all with ¼in. spindle of fair length. 5, 10, 15, 30, P.P. at 2/3 each or 24/- per dozen.

CIRCUIT DETAILS

Diagrams and other information extracted from official manuals. All 1/6 per copy. 12 for 15/-.

American Service Sheets	R.109
A.1134	78 receiver
BC348	76 receiver
BC.312	R28/AR55
R.103A	RI116/A
B.C.342	RA-1B
RA-1B	AR88D
R-208	AN/AFA-
R-1155	78
R-1124A	76
R-1132A/B-148)	R.T.13
R-1147	CAY-46-AAM-
R-1254A	RADAR
R-1082	A.S.B.-8
R-1355	Indicator 62A
B.C.1206-A/B	Indicator 62
B-455-A (or -B)	Indicator 6K
B-454-A (or -B)	R.F. unit 24
B-453-A (or -B)	R.F. unit 26
Transmitter T1154/	R.F. unit 25
B.D.J.N.	R.F. unit 27
Fifty-eight walkie-talkie	Wireless set No. 19
Frequency meter	Demobbed valves
B.C. 921	

ELECTRONIC PRECISION EQUIPMENT LTD.

249 Kilburn High Road, Kilburn. Phone: MAI 4921 Half-day Thursday

42-46, Windmill Hill, Ruislip Middlesex. Phone: RUISLIP 5780 Half-day Wednesday

152-153 Fleet St., E.C.4. Phone: FLEET 2833 Half-day Saturday

29 Stroud Green Road, Finsbury Park, N.4. Phone: ARCHWAY 1049 Half-day Thursday.

Post orders should be addressed to E.P.E. LTD., M.O. Dept. 2, 123, TERMINUS ROAD, EASTBOURNE. All enquiries to Eastbourne address and please enclose S.A.E., terms are cash with order.

Reflectograph

Recording and Playback Units in "BRICK" form



- Frequency Response 50-10,000 cycles ± 2 dB
40-12,000 cycles ± 4 dB
- Signal to noise ratio 50dB
- Playback amplifier output level 100 mV (Peak)
- Output impedance 10,000 ohms (Unbalanced)
- Record amplifier input level 10 mV (For max. Modulation)
- Input impedance 500,000 ohms (Unbalanced)
- Record Level By Valve Voltmeter
- Playback Output 3 watts into 15 ohms.
- Power Requirements 6.3 volts at 2.3A. for Heaters. H.T. 300V. at 75 mA.

Other input and output impedances can be arranged to special order.

This form of construction, although not new, has not been applied in the field of magnetic recording in so complete a form, as the new units now available.

The "Brick" measures 13½" x 6½" x 3" and is a complete unit housing separate record and playback amplifiers, valve voltmeter record level circuit, bias oscillator and all necessary switching; during playback the record amplifier is switched as a power amplifier and will deliver an output of 3 watts into 15 ohms for connection to a suitable speaker.

The units are available in "split" form, e.g. two playback pre-amplifiers may be used for the playback of stereosonic tape records from a stacked head.

For full information on the Reflectograph Range write to the Manufacturers

RUDMAN DARLINGTON (ELECTRONICS) LTD
Wednesfield, Staffs. Tel: Wolverhampton 31704

J.W. Ad 3922



A SPARK OF GENIUS!

I.C.S. training supplies the spark you need to further your career. The Courses I.C.S. offer are practical and up-to-date, they recognise the present emphasis on Frequency Modulation, and they can help you attain one of the many well-paid posts that exist today in the radio world. Prepare yourself now, at home and in your own time, with the expert help of I.C.S. tutors.

The cost of an I.C.S. Course is moderate and includes all books.

Among the I.C.S. Courses available are:

- FREQUENCY MODULATION ENGINEERING
- T/V ENGINEERING
- RADIO SERVICING
- RADIO ENGINEERING
- RADAR ENGINEERING

Basic Electronics • Industrial Electronics Electronic Engineering.

Complete the coupon below and post it to us for further details of the Course which interests you. Write to: Dept. 223E I.C.S., 71 Kingsway, W.C.2

INTERNATIONAL CORRESPONDENCE SCHOOLS
Dept. 223E, International Buildings, Kingsway, London, W.C.2

Please send FREE book onAge.....

Name Occupation.....
(Block letters please)

Address

.....Reduced terms for H.M. Forces

INTERNATIONAL CORRESPONDENCE SCHOOLS



The above shows one of the two units which comprise our new Portable Professional Tape Recording Equipment Type B/WB/1. The following salient features should be noted:—

- ★ Tape speeds of 15 and 7½ i.p.s. or 7½ and 3½ i.p.s.; performance at all these speeds to Master Tape standards.
- ★ Monitoring from tape or ingoing signal—instantaneous comparison.
- ★ B.B.C.-type meter and circuit gives positive indication of audio level, also bias and erase voltages.
- ★ Tape inching control for easy editing.
- ★ Optional built-in 4-channel microphone mixer.
- ★ Complete equipment, including monitor amplifier, sell contained in two portable cases.

Write or telephone for full details, or demonstration (by appointment only please) to:

ARIEL SOUND LTD
57, Lancaster Mews, LONDON, W.2.
Tel. PADington 5092

BOASTING?

NO!

But we are still getting appreciative letters about
our **12" LOUDSPEAKER UNIT**

12 inch LOUDSPEAKER UNIT

Type 1255/15

Gives extended audio frequency coverage from 20 to 15,000 c.p.s. with an exceptional performance over the useful audio range.

Ever since the London Audio Fair, where it was received with enthusiasm, our new 12" LOUDSPEAKER UNIT has won for us a stream of complimentary and entirely unsolicited testimonials.

Can we send you full details of this new high fidelity speaker unit which—although specially developed for use with quality amplifiers—costs only £9. At the same time we can send you details of Amplifiers used.

GRAMPIAN REPRODUCERS LTD.

17, HANWORTH TRADING ESTATE · FELTHAM · MIDDLESEX

direct TV REPLACEMENTS

OFFER ALL TV COMPONENTS FROM ONE SOURCE

Same day despatch on all items ordered before 3 p.m.

From stock

Line Output Transformers for over 2,500 models.
All Television Type Rectifiers.
Brimistors, Thermistors, Frame and Line Oscillator Transformers.
Frame Output Transformers.

E.R.4. RECTIFIER

Exact replacement for the R.M.4. 3½in. fixing centres.
Nominal current rating 270 m/a., 19/- plus 1/6 p.p.

Immediate delivery of Spencer-West Type 54 Patternings Removal Unit 25/-, 1/6d. p.p.

PLESSEY RANGE of LOPT'S

CP 73833/2. Line output transformers complete with width and linearity controls. Used in Argosy (12in. 1952), Defiant TR 1252, Redfern Stevens (12in. 1952), Regentone Big 12/5, Rentaset (12in. 1952), S.R.M. (12in. 1952), 69/6.

NURAY Mk. II. A Heater-Booster and Isolator Unit that just plugs in. Gives low emission C.R.T. a new ray. Remedy for tubes with cathode heater short—For 4 and 2 volt tubes. Price 27/6, p.p. 2/-.

Terms of business: C.W.O., C.O.D. or Pro-Forma. Please add postage and packing (1/6 up to 10/-, 2/- up to £1, 2/6 up to £2. £5 and over p.p. free.)

direct TV REPLACEMENTS

134-136 LEWISHAM WAY, NEW CROSS, S.E.14

Tel.: TIDeway 3696/2330

Grams: Flibak, London, S.E.14.

Estd.

1925

EASY

TERMS

LEAK QUALITY EQUIPMENT

for the Connoisseur

If you want the Finest Quality Reproduction together with Workmanship of the Highest Order your choice must be LEAK.

AS USED BY BROADCASTING CORPORATIONS THROUGHOUT THE WORLD.

LEAK "TL/10;" AND "POINT ONE" PRE-AMPLIFIER. Cash Price £28/7/-, or sent for £4/10/- Deposit and 18 monthly payments of 30/-, carr. and crate free.

LEAK DYNAMIC PICK-UP

Complete with two detachable diamond heads and transformer. Cash Price £21/19/9 or sent for £4 Deposit and 10 monthly payments of 40/-. Post and packing paid.

Delivery of all the above is from stock. We can also supply the **LEAK F.M. TUNER**. Wharfedale, Goodmans and Tannoy loudspeakers, etc., Connoisseur Variable 3-speed Motors and all other Quality Equipment on EASY TERMS. Please send us your requirements. Quotation by return of post.

The L · R · SUPPLY COMPANY, LTD.
BALCOMBE (Tel. 254) SUSSEX.

V.H.F. RADIO TELEPHONE

MOBILE and FIXED STATION EQUIPMENT

MOBILE


15 watts output
(Illustrated)
Models K.W. 105, 106, 107.

5 watts output
Model K.W. 110.

FIXED STATION

25 watts output
Models K.W. 100, 101, 102.

5 watts output
Model K.W. 112.




K.W. ELECTRONICS LTD.

136 BIRCHWOOD ROAD, WILMINGTON, DARTFORD, KENT

POST OFFICE TYPE

3,000 and 600 relays
to specification



- Specialists in tropical and Services jungle finish
 - GUARANTEED TO FULL A.I.D. & I.E.M.E. STANDARDS
- PROMPT DELIVERIES, PROTOTYPES 7 TO 10 DAYS

Manufacturers to H.M. Govt. Depts. and leading Contractors

L. E. SIMMONDS LTD.

5 BYRON ROAD, HARROW, MIDD.

Telephone Harrow 2524 — 0315

Quicker Servicing

THE B.P.L. UNIVERSAL TEST SET

(20,000 ohms/volts)

Resistance:

0—10,000 ohms

0—1 megohm

AC/DC
Volts
10
50
100
500
1,000

DC
Current
100 ua
1 ma
10 ma
100 ma

PRICE:
£11 10s. 0d.

with test leads



BRITISH PHYSICAL LABORATORIES

RADLETT, HERTS.


Tel: RADLETT 5674/5/6

London Stockists: M.R. SUPPLIES LTD., 68, New Oxford St., W.C.1

G O O D M A N S

A . R . U .

ACOUSTICAL RESISTANCE UNITS



The essential component in a new system of loudspeaker loading, the Acoustical Resistance Unit enables the full performance of a loudspeaker to be realized in an enclosure only two-thirds the volume of a conventional reflex cabinet. Air loading of the cone is fully maintained down to zero frequency.

... another contribution
to higher fidelity by



Write now for full details of the A.R.U. and Goodmans Range of High Fidelity Loudspeakers and Enclosure designs.

GOODMANS INDUSTRIES, LTD.
AXIOM WORKS, WEMBLEY, MIDDX.
Telephone: WEMbley 1200

Radio Interference Suppression

By G. L. Stephens, A.M.I.E.E. This practical handbook is a guide to the various methods of suppressing electrical interference with radio and television reception. The author, an engineer with extensive experience in this field, describes in detail the origins of interference and the whole theory of suppression technique. He then gives many practical applications. Typical interfering appliances discussed include engine ignition systems, switches, thermostats and contactors, electric motors and generators, rotary converters, lifts, neon signs, fluorescent and other types of discharge lighting, trams, trolleybuses and electric trains, radio-frequency heating apparatus, welding apparatus, oil-fired boilers, television receivers, spectrographic equipment and valve rectifiers. The book has been written for all who have to deal with suppression, from design engineers who must ensure that new equipment will be interference-free, to service engineers in the field who must cope with specific cases of interference.


As applied to Radio and Television reception.

10s. 6d. net. postage 1s. 1d.

Available from all booksellers, or direct from

Iliffe & Sons Ltd., Dorset House, Stamford St., London, S.E.1.

FULLY GUARANTEED



RADIOGRAM DROP-IN UNITS

These are fully guaranteed Radiograms consisting of Receiver Chassis, Auto Record Changer and matching loud-speaker mounted on a light-weight frame with polished cabinet to become high quality

top panel. Needs only fixing inside suitable cabinet to become high quality Radiogram. Offered in two different models.

CAT. NO. UNIT/A35
Chassis as type CR/A described elsewhere, 5-valve Superhet. 29½ Gns. 3 wavebands.

CAT. NO. UNIT/AFM47
Chassis as type CR/AFM47 described elsewhere, 7-valve Superhet with F.M./V.H.F. Band. 37½ Gns.

Both units are fitted with latest BSR FOUR-speed Auto Changer. Packing and carriage 20/-.

HIGH QUALITY BUREAU-TYPE CABINET TO SUIT EITHER UNIT. 15 GNS.



CABINET

CAT. No. CAB/02

A well-designed Bureau-type cabinet in a medium size. Veneered in a highly figured Walnut. Outside dimensions, length 29½in., depth 16in., height 32in. Sloping control panel on right hand side approx. 13in. x 10½in. Removable baseboard on right hand side approx. 13½in. x 13½in. Large record compartment located inside the cabinet, above gram motor.

CASH ONLY 12 Gns.

Packing and carriage 20/-.



built to the highest standard!

ALL FULLY GUARANTEED. GENEROUS EXTENDED CREDIT TERMS ON ORDERS EXCEEDING £15.

*RADIO & RADIOGRAM CHASSIS

Superhet. Chassis of Latest Design and Technique

General Specifications applicable to all models.
Mains: A.C. 200/250 volts 50 cycles only.
Dial: Suitably lit multi-coloured glass dial of the horizontal type.
Tuning Drive: Slow motion by means of glass-cored Nylon cord.
A.V.C.: Full provision of Automatic Volume Control.
Negative feed-back from output transformer secondary.
Sockets: Sockets provided for Aerial, Earth, Gram. Pick-up and Extension Speaker. Connections provided to Gram. Motor controlled by Chassis On/Off switch.
Inductances: All inductances have an exceptionally high Q value.

Audio Section: The Audio Section is designed for first rate reproduction on Radio and Gramophone. The tone controls have been given an extra wide range to embrace all types of recordings.

- CAT. NO. CR/A: 5-valve Superhet, 3 wavebands 12 Gns.
 - CAT. NO. CR/B: 7-valve Superhet with push-pull output, 3 wavebands. 16 Gns.
 - CAT. NO. CR/AFM47: 7-valve Superhet with F.M./V.H.F. Band (4 wavebands). 23½ Gns.
 - CAT. NO. CR/AFM 49/PP: 9-valve Superhet with F.M./V.H.F. Band (4 wavebands). 26 Gns.
- Push-pull output including 2 loudspeakers.
Packing and Carriage on Models CR/A and CR/B, 12/6.
Packing and Carriage on Models CR/AFM47 and CR/AFM49/PP, 17/6.

*MULTI-SPEED

AUTOMATIC RECORD CHANGERS

All automatic Record Changers are of the latest type and unused.

- CAT. NO. RO/A: This is the latest. Multi-speed changer incorporating 16 r.p.m. for "talking-books", and arrangement for manual control. Fitted with high fidelity H.G.P.-37 Crystal Turnover Pick-up Head. A.C. mains 200/250 volts, 50 cycles only. £7 - 19 - 6
- PRICE: CASH ONLY
- PACKING AND CARR.:— 12/6.
- CAT. NO. RO/B: Latest GARRARD RC88 model, fitted with GC-2 Crystal Turnover Pick-up Head. A.C. 200/250 volts, 50 cycles. £13 - 0 - 0
- PRICE: CASH ONLY
- PACKING AND CARR.:— 12/6.

*PORTABLE TAPE RECORDER

CAT. NO. TR/A
A superb High-Fidelity Instrument incorporating the latest TRUVOX Tape Deck. In a beautifully fitted moroccan grained carrying case, this Tape Recorder is the very finest of its class, regardless of price.
TAPE DECK: TRUVOX model TR7U. Twin track with B.S.S. sense of recording. Two speeds, 7½in. (one hour for 1,200ft. reel), and 3½in. (2 hours for 1,200ft. reel). Full press-button control. Fast forward and rewind. Electro-magnetic braking. 44 Gns.

PACKING AND CARR.: Payable in advance with order—25/-.

*PORTABLE TAPE RECORDER

CAT. NO. TR/A/KIT. (KIT FORM)
A complete kit consisting of—
FULLY FITTED CARRYING CASE
TAPE DECK—TRUVOX TR7U
TAPE RECORDER AMPLIFIER
MICROPHONE—ACOS 33-1
SPEAKER—7in. x 4in. Elliptical
MAGNETIC TAPE REEL
To the same specifications and similar to those used in the Portable Tape Recorder (Cat. No. TR/A), this complete kit offers the home builder all that is required to construct a portable Tape Recorder of the finest quality. 42 Gns.

PACKING AND CARRIAGE: Payable in advance with order—25/-.

*F.M./V.H.F. TUNERS

CAT. NO. FMT/A
An F.M./V.H.F. Tuner Unit with automatic Magic Eye Tuning, fitted in a high grade dark Walnut cabinet. Adaptor is self-powered and completely self-contained.
CIRCUIT DETAILS: SIX Valves and 10 Tuned Circuits for maximum sensitivity and best signal to noise ratio. 16½ Gns.

Packing and Carriage 12/6.

CAT. NO. FMT/B
An F.M./V.H.F. Tuner Unit in chassis form, suitable for building into existing Radiograms or Radio Receivers. Adaptor is self-powered. Socket for additional Magic Eye filament is provided in the Chassis. £13-15-0
Packing and Carriage, 12/6.

*BUREAU CABINET



CAT. No. CAB/03

A magnificent Bureau-type Cabinet of the very highest quality in specially selected Walnut veneered exterior. Light Sycamore interior with Rexine lining to match. Outside dimensions, length 34in., depth 17½in., height 33in. Sloping control panel on right-hand side approx. 16in. x 10½in. Removable baseboard on right side approx. 15½in. x 15½in. Two full-sized felt lined compartments in the lower half. 16½ Gns.

PACKING AND CARR.: Payable in advance with order—25/-.

*LOUDSPEAKERS

Permanent Magnet Type (Voice Coil Impedance 3 ohms)
CAT. NO. LS/10/PM: 10in. diameter, Flux density 8,500 lines
PRICE: CASH ONLY £11/10/-
PACKING AND CARR.: 3/-
CAT. NO. LS/8/PM: 8in. diameter, Flux density 8,500 lines
PRICE: CASH ONLY £11/10/-
PACKING AND CARR.: 3/-
CAT. NO. LS/74/PM: Elliptical 7in. x 4in. Flux density 7,500 lines.
PRICE: CASH ONLY £11/10/-
PACKING AND CARR.: 3/-
Electrostatic "Treble" type, imported (suitable for accentuating treble response, particularly on F.M./V.H.F. reception)
CAT. NO. ELEC/LSH 75: PRICE, CASH ONLY 12/6.
Packing and carriage free.
CAT. NO. ELEC/LSH18: PRICE, CASH ONLY 17/6.
Packing and carriage free.
CAT. NO. ELEC/LSH100: PRICE, CASH ONLY £11/10/-
Packing and carriage free.

Dealers supplied at full discounts.

Send for complete Catalogue.

All enquiries (excluding Northern Area) to:-

Northern enquiries only (not Scotland and N. Ireland) to:-



DIRECT SALES LTD.

3 MARLBOROUGH ROAD, ALTRINCHAM, CHESHIRE

90 JUDD ST., LONDON, W.C.1. TER 9876

Telephone enquiries: ALTRINCHAM 4043

LASKY'S RADIO

SAVE POUNDS! ORDER BY POST IF YOU CANNOT CALL

HIRE PURCHASE TERMS

available on certain items. Write stating requirements.

SEND FOR OUR NEW LIST enclosing 3d. in stamps.

PROJECTION TV UNITS

(Mullard). Consisting of optical unit and E.H.T. unit, complete with valves and C.R. tube. Limited quantity. Full details on request.

LASKY'S PRICE **£21**
Carr. 2/1/-.

DECCA XMS P.U. HEADS

L.P. and standard, complete with styl. Per pair, **79/6**
Post 3/6.
Singly, 42/- . Post extra.

SINGLE RECORD PLAYERS

Collaro 3/554 **£8 18 4**
B.S.R. Model TU.8 **£4 12 6**
Garrard "TB" Units, less heads **£8 10 11**
Carr. 3/6.

ACOS TURNOVER CRYSTAL CARTRIDGES


HI/G type HGP.37, as used in latest radiograms. L.P. and standard. Complete with styl. **22/-**
Post 1/-.
B.S.R. T.O. Crystal Cartridges, 18/6.

LASKY'S RECORD VALUE IN 3-SPD. MIXER AUTO-CHANGERS

ALL BRAND NEW AND UNUSED, IN MAKERS' CARTONS

Garrard RC.110, as illus. Complete with t.o. crystal pick-up. Cabinet space required 14 x 12½ x 4in. above, and 2½in. below motor board. Cream and brown enamel finish. Complete with instruction book. List £14/13/-.
LASKY'S PRICE £8.19.6

Carr. 5/- . Cabinets available, list on request.



Garrard RC.80. Full length arm with two Decca XMS heads. List £20/15/-.
LASKY'S PRICE £13.19.6
Carr. 5/- .
As above, with GC.2 t.o. crystal head, £15/15/-.

BSR Monarch. With H.G.P.37 t.o. crystal P.U. **£7.19.6**
Carr. 3/6.

Collaro RC.54. With Studio O t.o. crystal P.U. **£9.19.6**
Carr. 5/- .

THE BIGGEST BARGAIN EVER OFFERED! IN TELEVISION CATHODE RAY TUBES

Limited number only



Here's an offer you simply cannot afford to miss, but hurry, a limited number only are available. 16in. Metal Cone C.R. Tube, 6.3 v. heater, ion trap, 14 Kv. E.H.T., wide angle 70 deg., standard 38 mm. neck, duodecal base, magnetic focus and deflection. Max. length 17 1/8 in.

Gives large black and white picture size 11 x 14 1/2 in. Supplied unused in original cartons.

Guaranteed by us for 3 months. Full data, connections and suggested time bases supplied with every tube.

LISTED AT **£23.9.10**

Masks, Anti-Corona Rings, Bases and Ion Traps available.

LASKY'S PRICE **£9.19.6**

Carr. and Insurance 22/6 extra.

16 INCH METAL CONE C.R. TUBES MUCH BELOW HALF PRICE!

The Tube you have been waiting for! Big Picture Television at a price you can afford!

THE NEW JASON "ARGONAUT" AM/FM TUNER

A super-sensitive Tuner for F.M. and medium waves. The complete parcel with power supplies, **£13.19.6**
Post 3/6.
Data Book 2/-, post free.
All components available separately. Send for itemised price list.
Chassis Assembly, complete, 57/9.
Post 2/6.
I.F. and Coil Set, complete 78/-, Post 1/6.

JASON F.M. TUNER

Special parcel containing data book, chassis, front end, dial, drive, tuning condenser, full set of coils, I.F.s, ratio detector, etc. **68/9**
Post 2/6.
Book only, with price list, 2/-.
This Tuner uses 4-6AM6 and 2 crystals and can be built for £6/15/-, plus 3/6 post.

20,000 VALVES

in stock. Send for our latest price list.

FAMOUS MAKE TURRET "TELETUNER"

Complete with 7 Coil Sets, 1 to 5, 8 and 9. **99/6**
Post 2/6.
Knobs, 3/6.

Covers Bands 1 and 3, London and Birmingham. Valves used: PCC84, B.F. double triode, cascade R.F. amplifier, PCF80, triode pentode t.c. and mixer. I.F. output 33-38 Mc/s. Easily modified to other I.F. outputs. Full instructions and circuit diagram supplied.

DULCI F.M. TUNER

Incorporates its own power supply and operates with most radio receivers and any make of Amplifier. Valve line up: EABC80, ECC85, two EF89, 6X4 (Rect.), EMS0, magic eye Indicator. Incorporates GORLEB Inductance Tuning Heart. Dial 10½ x 6in. Overall size 9 x 6 x 5½ in. high. **16 GNS.**
Complete Carr. & Pkg. 7/8.

12-CHANNEL TV TUNERS

Famous make. Covers Bands I and III. Complete with valves EF80 and EC81. Ceramic valve holders, finest quality components. Switch and fine tuning. I.F. output 20-25 Mc/s. Freq. coverage 50-87 Mc/s. and 175-215 Mc/s. Full details and circuit diagram supplied. **89/6**
Post 3/6. KNOBS 2/9 extra.

TELETRON BAND III CONVERTERS

Also another Tuner using PCC84 and PCF80, I.F. output 33-38 Mc/s. Complete with valves and diagram, 99/6, Post 3/6.

Drilled chassis only, 3/9.
MK. I. Complete kit to build this converter, drilled chassis, condensers, resistances, coils, 2-ES80 valves, etc., with circuit diagram and instructions. **48/6**
Post 1/6.

COMPLETE KIT, including drilled chassis, valves and diagram, **59/6**
Post 1/6.
Circuit diagram only, 3d.

TELETRON CONVERTER COIL SET. For use with TRF and 8'het Band I TV sets. Use two Z719. Circuit diagram alignments, full details supplied. **15/-**
Post 1/6.

FEW ONLY!

14-in. C.R. TUBES

14in. rectangular aluminised C.R. Tubes, famous make, 6.3 heater, 10-14 kv. E.H.T. **£12.19.6**
LASKY'S PRICE
Carr. and Ins. 22/6.

TRANSCRIPTION MOTORS

Garrard 301 **£25 3 6**
Collaro 2010 **£14 3 9**
Also Lemco, Woollet, B/J, Connoisseur, etc., in stock.

BAND III CONVERTERS

2 valves and metal rectifiers, metal case. Contains power pack for 200-250 v. A.C. List £8/10/-.
LASKY'S PRICE 79/6

DECCA PICK-UPS

3-speed with T.O. crystal head HI/G, and rest. Brown **42/6**
plastic. Post 2/6.

RADIO · TELEVISION · HI-FI · ELECTRONICS · RECORDERS



Special Bargain
3-WATT AC/DC MIDGET AMPLIFIER

Push pull, very high gain. 4 valves: two UL41 (p.p.) UCH42, UAF42. Input voltage 100/100 A.C./D.C. Easily converted to 230 v. Ideal for record players, tape recorders, baby alarms, etc. Supplied fully assembled with valves, circuit diagram and details.
REDUCED TO 50/-
Carr. 5/-.

LASKY'S RADIO CONSTRUCTOR PARCELS

No. 1. Contains everything to build a 4-valve, 3-wave superhet for 200-250 A.C. mains. Wood or plastic cabinet as preferred. Can be built for **£7.19.6**
Carr. 2/6.

No. 2. Contains everything to build a T.R.F. 3-valve, 3-wave set for 200-250 A.C. mains. Wood or plastic cabinet as preferred. Can be built for **£5.10**
Carr. 2/6.

INSTRUCTION BOOKS for above, 1/- each, post free. All components available separately.

LARGE RANGE OF TAPE DECKS

Collaro "Tape Transcriber", £20. Truvox, 22 Gns. Lane, £18/10/-. Brenell, 18 Gns. And all other makes.

TAPE DECK MOTORS

Anti-clockwise, shaded pole. Special offer, COLLARO, 25/-, GARRARD, 26/6. B.T.H., 29/6. Post extra.

FAMOUS AMPLIFIERS BUILT ON T.C.C. PRINTED CIRCUITS

All specified components used, with your choice of transformers and chokes. Fully assembled and ready for use.

The **MULLARD 510**. Price, according to transformers used, from 15 gns. The Book, 3/6
The **OSRAM 912**. From 19 GNS. The Book, 4/-, post free. All components available separately, also printed Circuits.

RII55 RECEIVERS

In original wood transit cases. Brand New £11 19 6
Second-hand, Grade I £9 19 6
Ditto, Grade 2 £7 19 6
Carr. 12/6.

Power Pack and Output Stage with 6 1/2 in. Speaker.. £5 5 0

FILAMENT TRANSFORMERS

6.3 v. 1.5 amp. 5 11
6.3 v. 3 amp. 7 6
6.3 v. 1 amp. 4 6
0-30 volts 19 6

METER BARGAINS

2 1/2 in. moving coil. Brand new micro-ammeters F.S.D. 0-750 micro/amps., 15 ohms resist. 15/-.
0-1.5 amps., 12/6. 0-200 v. A.C., rect. incorporated, 12/6.
Dozens of other types.

STEEL CHASSIS

18 S.W.G. undrilled, 4 sides, reinforced corners. Depth 2 1/2 in. 6 x 4 4/-; 12 x 8 7/-; 16 x 10 8/3;
8 x 6 5/-; 14 x 9 7/6; 12 x 3 4/9;
10 x 7 6/-; 16 x 9 8/-; 12 x 6 6/6.
Post 1/- per chassis extra.

LASKY'S RADIO

SPECIAL OFFER OF PORTABLE GRAM AMPLIFIERS



Uses 3 latest miniature valves, U78, N78, DH77. Volume, bass and treble controls; extension L.S. socket and internal L.S. switch, indicator lamp. Mounted on wood baffle, overall size 14 x 4 1/2 in. with speaker centralised. All top quality new components. For A.C. mains, 200-250 v. Ideal for portable record players, input will match Monarch, RC54, RC3/554, etc.
Price, complete with 3 new Osram valves, 7 x 4 in. Goodmans elliptical speaker, metal speaker grille, mains lead, and knobs. **£5.9.6**
Post and Pkg. 5/-.

MOVING COIL P.M. SPEAKERS

3 in. and 3 1/2 in. 19/6
5 in. 6 1/2 in. 8 in. 10 in. 12 in.
16/6 17/6 25/- 26/6 29/6
6 1/2 in. with trans. 21/-
7 x 4 in. Elliptical .. 19/6
10 x 6 in. Elliptical .. 32/6

SPECIAL REDUCTION!



COMPLETE 5-VALVE RADIO CHASSIS

Brand new and unused. A.C./D.C. 200/250 volts. I.F. 465 kc/s. A.V.C., 4 watts output, 3-station pre-set, frame aerial, fully aligned, chassis 10 x 6 1/2 in., max. height 5 1/2 in. Completely wired and ready for use, with the addition of a speaker and output transformer. Two controls, volume and station switch. Valves need: 10C1, 10F9 or UF41, 10LD11, 10F14, U404 or UY41.
REDUCED TO 52/6 less valves. Post 3/6 extra.

HI-FI ELECTROSTATIC SPEAKERS ('TWEETERS')



For high fidelity sound reproduction. Easily fitted to any radio, TV set or amplifier. Full data and diagram supplied.

LSH100 (as illus.). 7-18 kc/s., 20 db's., inherent cap. 1,100 p.f. For output up to 20 watts. Size 5 x 4 x 1/2 in. **21/-**


LSH518. As above, for outputs of 10-12 watts (wide angle sound distribution). Size 7 x 2 x 1/2 in. **17/6**

LSH75. Inherent cap. 800 p.f. For outputs up to 6 watts. Size 3 x 3 x 1/2 in. **12/6**
All post free.

LARGE STOCK OF HI-FI EQUIPMENT

Amplifiers, Speakers, etc. You saw and heard them at the Audio Fair, now buy at Lasky's.

TRANSISTORS and all Transistor components in stock.



SAVE POUNDS ON THIS

6-VALVE RADIOGRAM CHASSIS COMPLETE WITH VALVES

Famous Manufacturer's Surplus. 6 valve 3-wave Superhet. 13-50 m. short. 200-550 m. medium. 1,000-2,000 m. long. Brand new Mullard valves: ECH42, EF41, L63, EB41, 6V6 g.t., EZ40 and finest quality components. Gram, switch, 465 Kc/s I.F. tone control three-colour dial. Overall size 13 1/2 x 5 1/2 in., height 12 1/2 in. Aperture required for dial and controls 11 x 3 1/2 in. Complete with valves, output trans., knobs, etc.

LASKY'S PRICE £10-19.6
Carriage and packing 7/6 extra.

5-VALVE RADIOGRAM CHASSIS

A.C. mains, 3-wave superhet. Large full vision dial, 11 1/2 x 4 1/2 in. Overall dimensions 14 x 6 x 7 in. Valve line-up: 12AN8, 6BA6, 6AT6, 6BW6, 6X4.
LASKY'S PRICE, complete with valves, £9.19.6
Carr. 7/6.

Table Cabinet for above, complete with 6 1/2 in. P.M. speaker, 49/9

MAKERS' SURPLUS TV COMPONENT BARGAINS

WIDE ANGLE 38 mm. E.H.T. trans., ferro-cube core, 9-16 kV. 25/-
Scanning Coils, low imp. line and frame 25/-
Ferro-cube cored Scanning Coils and Line Output Trans., 10-15 kV. EY51 winding. Line Trans. incorporates width and linearity control. Complete with circuit diagram, the pair 50/-
Frame Output Transformer 6/6
Scanning Coils low imp. line and frame 17/8
Frame or line blocking osc. transformer 4/8
Focus Magnets Ferro-dure 19/6
P.M. Focus Magnets, Iron Cored. 19/6
Duoang Focallers 22/6
300 ma. Smoothing chokes 12/6
Electromagnetic focus coil, with combined scan coils 25/-
STANDARD 35 mm.
Line Output Transformers. No E.H.T. 12/6
Line Output Transformers 6.9 kV. E.H.T. and 6.3 v. winding. Ferro-cube 19/6
Scanning coils. Low imp. line and frame 12/6
Ditto by Igranite 14/6
Frame or line blocking oscillator transformer 4/8
Frame output transformer 7/6
Focus Magnet:
Without Verner 19/6
With Verner 17/6
Focus Coils, Electro-magnetic 12/6
200 ma. Smoothing Chokes 10/6

LATEST BRENELL TAPE EQUIPMENT

Deck. 3-speed, 3 motors, record and play back. 18 Gns.
Amplifier Mk. II. 5 watts, for use with 3 ohms speaker. Magic eye. 18 Gns.
Carrying Case, £5/18/-. Complete equipment with mike and tape, in carrying case, ready for use. 51 Gns.
Full details on request.

RECORDING TAPE

SPECIAL OFFER. Magnetic Recording Tape, kraft base. On Cydon metal spools: 1,200ft., 11/8; 600ft., 7/6.
On plastic spools: 1,200ft., 12/8; 600ft., 9/6.
PURETONE TAPE on plastic spool 1,200ft. 14/11.
Post 1/- extra.
All makes of Tape stocked including the new thin long-playing. Also all types of Spools.

LASKY'S (HARROW RD.) LTD.

42 TOTTENHAM COURT ROAD, W.1.

Between T.C.R. and Gooch St. Stns. MUSEum 2605.

370 HARROW ROAD, PADDINGTON, W.9.

(Opposite Paddington Hospital) CUNningham 1979

Open all day
Saturday. Early closing Thursday (both addresses)

LASKY'S RADIO

ALL MAIL ORDERS TO HARROW ROAD PLEASE

Phone: LAD 4075

UNDOUBTEDLY THE BEST VALUE YET OFFERED



Stern's "fidelity" Tape Recorder

- Extension speaker sockets are provided
- Has dual input channels for mixing
- Monitoring provided for

**PRICE COMPLETE
READY FOR USE £43**

TERMS: £11/0/0 Deposit and 9 months of £3/18/3, or £21/10/0 Deposit and 12 months of £1/19/10. Carr. & ins. is £1 extra, but we return 10/- on return of packing case.

The following items form complete Recorder. **THE TRUVOX MODEL TR7 TAPE DECK** 3 Shaded-Pole motors. Drop-in Tape Loading. Push Button Control. Separate Push Button Brake. Fast forward and fast reverse. Silent drive eliminating Wow and Flutter. Half Track working and 2 speeds 3 1/2 in. and 7 1/2 in. per sec. Positive Azimuth Adjustment Overall size only 14 1/2 x 12 1/2 in. Available for £23/2/-

THE MODEL T.R.I./F. AMPLIFIER Has been expressly designed to meet the requirements of enthusiasts for fidelity reproduction, and in particular to CORRECTLY operate the above TRUVOX DECK. It is supplied complete with a matched Elliptical 3 ohm P.M. Speaker, it incorporates an efficient Tone Control arrangement and has a Magic Eye Indicator (Operative on Record). A Co-axial Socket is also incorporated for MONITORING on Record, and this can also be used to feed an external amplifier. The Amplifier can also be used for high quality reproduction of gramophone records direct from a gram unit. Available for £14/14/-.

ACOS CRYSTAL MICROPHONE, MODEL MIC.33.1 Price £2/10/-.

1,200 ft. REEL OF SCOTCH BOY or E.M.I. MAGNETIC RECORDING TAPE. Price £1/15/-.

PORTABLE ATTACHE CASE

Is a neat, compact and attractively finished case, being covered with maroon rexine and having an ivory coloured speaker escutcheon. It contains concealed pockets to accommodate the Microphone, Mains Lead and a spare 1,200ft. reel of tape. Price £5.

- Will play the new pre-recorded tapes
- Provides 2 hours playing time at 3 1/2" or 1 hour at 7 1/2" per second
- Will take all standard reels up to 1,200ft.

**GUARANTEED FOR 12 MTHS.
(B.V.A. VALVES 90 DAYS)**

**SEND S.A.E. FOR ILLUSTRATED
AND DESCRIPTIVE LEAFLETS**

HOME CONSTRUCTORS !! £40/-!

YOU CAN BUILD THE COMPLETE RECORDER FOR
TERMS: £10/0/0 Deposit and 9 months of £3/13/4, or £20/0/0 Deposit and 12 months of £1/17/1.

The Truvox TAPE DECK and the Quality Amplifier are supplied tested and ready for use, and the actual assembly of the Tape Recorder is extremely simple, involving only a few connections. Step-by-step connection chart is supplied for this purpose.

If you have your own Cabinet WE WILL SUPPLY: The TRUVOX TAPE DECK, the TAPE AMPLIFIER, MATCHED SPEAKER, and 1,200ft. of E.M.I. TAPE for £33/10/- plus £1 carr. and ins., 10/- of which is refunded on return of case.

TERMS: £8/8/0 Deposit and 9 months of £3/11/4, or £16/15/0 Deposit and 12 months of £1/11/1.


Modernise your old Radiogram

WE OFFER the

latest 3 SPEED AUTOCHANGERS with modern RADIOGRAM CHASSIS and matched P.M. SPEAKERS at REDUCED PRICES. (H.P. Terms available). A good varied selection. is available . . . SEND S.A.E. for full DETAILS.

TWO REALLY GENUINE PRICE REDUCTIONS


A BULK PURCHASE ENABLES US TO OFFER these RECEIVER CHASSIS at SUCH LOW PRICES. Each is BRAND NEW and FULLY GUARANTEED.



MODEL AW3-7

A 7-valve 3-waveband superhet chassis having a Push-Pull stage for approximately 6 watts output. PRICE **£12-19-6**
H.P. TERMS: Deposit Plus 7/6 carr. & ins., £6/9/6 and 8 monthly payments of 18/9.
THESE THREE CHASSIS HAVE "GRAM" POSITION and are IDEAL REPLACEMENT CHASSIS FOR THAT "OLD RADIOGRAM" —Send S.A.E. for complete details.

MODEL B3



A 5-valve 3-Waveband Superhet employing Negative Feedback over entire Audio Stages and having a single valve type 6BW6 output for approximately 4 watts. H.P. TERMS: PRICE **£11-11-0**
Deposit £5/16/- and 7 monthly payments of 19/3. Plus 7/6 carr. & ins.

A high-quality replacement Radio or Radiogram Chassis having provision for an FM Feeder Unit and incorporating separate BASS and TREBLE CONTROLS. PRICE **ASSEMBLED AND READY FOR USE £25/2/0**

THE ARMSTRONG FC48



(Plus 7/6 carr. and insurance.)

TERMS: £6/6/0 Deposit and 9 months of £2/6/0 or £12/11/0 Deposit and 12 months of £1/3/3.

Open Monday to Friday 9 a.m.—6 p.m. Saturday 9 a.m.—1 p.m.

**STERN RADIO
LIMITED**

HIGH FIDELITY FOR THE HOME CONSTRUCTOR

**AMPLIFIERS
PRE-AMPLIFIERS**

**TUNING UNITS
RADIO RECEIVERS**

—COMPLETE KITS OF PARTS FOR THE "Hi-Fi" ENTHUSIAST—

The MULLARD '5-10'
MAIN AMP-
LIFIER



This is the very latest design

and needs no recommendation from us. Our Kit is complete to Mullard's specification, including the latest GILSON ULTRA LINEAR OUTPUT TRANSFORMER and the entire MULLARD Valve line up. ALL SPECIFIED COMPONENTS are supplied. PRICE OF COMPLETE KIT OF PARTS (Plus 5/- carr. & ins.)

£11/11/0

THE full SPECIFICATION and BUILDING INSTRUCTIONS for these three Units are available for 1/6 each.

STERN'S "fidelity" PRE-AMPLIFIER TONE CONTROL UNIT

"A design for the music lover"



Briefly it has inputs for all types of MICROPHONES, HIGH and LOW GAIN PICK UPS and a RADIOTUNING UNIT. It incorporates (a) GRAM EQUALISING CONTROL, (b) STEREOCUT FILTER, (c) Continuously variable BASS and TREBLE CONTROLS and a variable OUTPUT CONTROL which enables its use with any type of Amplifier.

PRICE OF COMPLETE KIT OF PARTS (Plus 5/- carr. & ins.) WE ALSO OFFER IT ASSEMBLED, READY FOR USE, £8/0/0. (Plus 5/- carr. & ins.)

£6/6/0

THEY include COMPONENT PRICE LISTS and simple "wire-to-wire" PRACTICAL DIAGRAMS.

STERN'S HIGH QUALITY 8-10 WATT POWER AMPLIFIER



Comprises the MAIN AMPLIFIER of our very popular 8-10 watt design, which we have modified with the express purpose of its use with the "fidelity"

PRE-AMPLIFIER illustrated alongside. TWO 6V6's are used in push-pull and the resultant reproduction is genuinely in the HIGH fidelity class, yet the total cost is ridiculously low.

PRICE OF COMPLETE KIT OF PARTS (Main Amplifier only.) (Plus 5/- carr. & ins.)

£7/7/0

SPECIAL PRICE REDUCTIONS FOR PURCHASERS OF A COMPLETE "Hi-Fi" AMPLIFIER

WE WILL SUPPLY (a) COMPLETE KIT OF PARTS to build THE MULLARD "5-10" MAIN AMPLIFIER and the STERN'S "fidelity" PRE-AMPLIFIER-TONE CONTROL UNIT for £16/18/- (plus 7/6 carr. & ins.), or we will supply THE TWO UNITS MADE UP and READY FOR USE for £19/18/- (plus 7/6 carr. & ins.). Terms: Deposit £9/18/6 and 12 monthly payments of 18/7, or £5 Deposit and 8 monthly payments of £11/10/7. (b) COMPLETE KIT OF PARTS to build the HIGH QUALITY 8-10 WATT POWER AMPLIFIER and the "fidelity" PRE-AMPLIFIER-TONE CONTROL UNIT for £13 (plus 7/6 carr. & ins.) or we will supply THE TWO UNITS MADE UP and READY FOR USE for £15/15/- (plus 7/6 carr. & ins.). Terms: Deposit £7/17/6. 10 monthly payments of 17/9, or £4 Deposit and 9 monthly payments of £18/5/8. QUALITY OF THIS NATURE HAS NEVER BEFORE BEEN OFFERED AT SUCH LOW COST.

AN F.M. TUNING UNIT for the HOME CONSTRUCTOR



STERN'S "fidelity." A well designed unit that can be completely built for

£10/0/0

A design comprising a 5-valve line up, using the latest type valves and incorporates the MULLARD PERMEABILITY TUNING HEART and a "Magic Eye" Tuning Indicator. The performance of this Tuner is genuinely up to the new standard of similar Units now being offered at about £20. Attractively finished in "Hammered gold." The complete SPECIFICATION and BUILDING INSTRUCTIONS are available for 1/6. "Wire-to-wire" DIAGRAMS are included. All Components are available for sale separately. WE SUPPLY THIS TUNER ASSEMBLED and READY FOR USE. Terms: Deposit £7/5/- and 9 monthly payments of 18/4, or **£14/10/0** £3/18/0 Deposit and 9 months of £15/11.

A design for a COMBINED AM-FM TUNER precisely similar in appearance to the above will be available at end of June. The HOME CONSTRUCTOR will be able to build this for £13/10/-. It provides complete coverage of the F.M. Waveband, and the MEDIUM WAVEBAND, thereby giving a good selection of foreign stations.

A COMPLETE KIT OF PARTS TO BUILD STERN'S "HIGH QUALITY"

8-10 WATT AMPLIFIER



Has power supply available for Radio Tuning Unit. Price of COMPLETE KIT OF PARTS (plus 5/- carr. & ins.)

£7/10/0

WE ALSO OFFER IT ASSEMBLED and READY FOR USE for

£9/10/0

(plus 5/- carr. & ins.) This amplifier has proved one of the most popular models yet offered to the HOME CONSTRUCTOR. It provides really excellent reproduction up to 8 watts, employing 6V6's in push-pull and incorporating negative feedback. Provides for the use of both 3 and 16 ohm Speakers. The Complete SPECIFICATION and BUILDING INSTRUCTIONS are available for 1/6. "Wire-to-Wire" Diagrams are included and all Components are available separately.

STERN'S POWER SUPPLY UNITS



These units are fully smoothed with all output connections terminated to connecting blocks, thereby enabling ease of connecting to a Radio Tuner Unit or Amplifier, etc. Overall size is 9 1/2 in. x 3 1/2 in. x 4 1/2 in. Two Units

are available. Type "A" Unit... Incorporates type 6X5 valve and provides 250-300 volts at up to 70 mA. and 6.3 volts at 3 1/2 amps.

PRICE OF COMPLETE KIT OF PARTS ASSEMBLED AND READY FOR USE (Carriage and Insurance 2/6 extra.)

£2/9/6

TYPE "B" UNIT... Incorporates type EZ81 valve and provides 250-300 volts at up to 100 mA. and 6.3 volts at 3 1/2 amps.

PRICE OF COMPLETE KIT OF PARTS ASSEMBLED AND READY FOR USE (Carriage and Insurance is 2/6 extra.)

£2/15/0

THE WIRING DIAGRAM IS AVAILABLE SEPARATELY FOR 9d.

£3/3/0

STERN'S "COMPACT 5" AMPLIFIERS

EXPRESSLY DEVELOPED FOR VERY HIGH QUALITY REPRODUCTION OF GRAM RECORDS AND PARTICULARLY SUITABLE FOR HIGH QUALITY TRANSMISSIONS: TWOMODELSARE AVAILABLE:



The "Compact 5-2" A 2-stage high sensitivity amplifier having SEPARATE BASS and TREBLE CONTROLS and designed to give up to approx. 5 watts with very pleasing quality. PRICE £25/16/- (plus 5/- carr. & ins.).

The "Compact 5-3" A 3-stage version of the "5-2" model, but in this case having an additional stage and incorporating negative feedback. PRICE £26/16/0. (plus 5/- carr. & ins.)

The Amplifiers are compact and very attractively designed, having a Bronze/Gold finish with a fully engraved front panel by which the entire Amplifier is conveniently mounted into a Cabinet, occupying no more space than a conventional Tone Control Unit. Fully described in our Leaflets.

POWER SUPPLY. A separate small Unit is available and this in addition to supplying power to the Amplifier has additional power available for RADIO TUNING UNIT, etc. PRICE £2/10/-.

STERN'S BATTERY PORTABLE for the HOME CONSTRUCTOR

This is a completely NEW DESIGN and we cannot at the time of going to press produce an Illustration. It incorporates the NEW ECONOMY MINIATURE VALVES, and these have about half the battery consumption of the standard valve line-up normally incorporated in this type of Portable Set—batteries will therefore last about TWICE AS LONG. The Set comprises a 4-valve Superhet design covering both LONG and MEDIUM WAVEBANDS and incorporates a Goodmans 5in. FM Speaker. Tone therefore is very good whilst volume and station selection is excellent. Accommodated in a robust but very attractive resin-covered ATTACHE CASE.

THE COMPLETE RECEIVER (including ATTACHE CASE) can be built for

£8/12/6

THE ASSEMBLY MANUAL which contains "wire-to-wire" diagrams is available for 1/6. ALL COMPONENTS are available for sale separately.

EXCEPTIONAL OFFER FOR CASH ONLY

This latest B.S.B. MONARCH 3-SPEED AUTOCHANGER is offered for

£7/19/6 (plus 5/- carr. & ins.)

● These units will autochange on all three speeds, 7 1/2, 10 in. and 12 in.

● They play MIXED 7 1/2, 10 in. and 12 in. records.

● They have separate sapphires for L.F. and 78 r.p.m., which are moved into position by a single switch.

● Minimum baseboard size required 14x12 1/2 in., with height above 5 1/2 in., and height below baseboard 2 1/2 in. A bulk purchase enables us to offer these BRAND NEW UNITS at this exceptional price.



The latest COLLARO RC54 3-SPEED AUTOCHANGER. This is a "mixer" unit and incorporates the "Studio O" Crystal Pick-up, £9/19/6. H.P.: £5 dep. and 7 months. at 17/2.

WE ALSO HAVE IN STOCK THE COLLARO MODEL 2010 FX TRANSCRIPTION RECORD PLAYER. S.A.B. FOR FULL DETAILS.

109-115 FLEET ST.,
LONDON, E.C.4.

Phone: CENTral 5612-3-4.

The B.S.R. Model TU.8 3-SPEED RECORD PLAYER


Supplied complete, including the new lightweight "Turn-over" type Crystal Pick-up, £4/12/6. Or we supply the 3-speed motor and Turntable for £2/18/-.

There is always a fine selection of equipment at

2 METRE RECEIVER TYPE R 1392

Air Tested
15 Valve Superhet

Frequency 95-150 Mc/s.
(2 to 3 metres)



Valve line up: 1st and 2nd R.F. Amp. VR.136 (EF.54), 1st Local Oscillator VR.65 (SP.61), 2 Oscillator Multipliers VR.136 (EF.54), 3 I.F. Amp. VR.53 (EF.39), A.G.C. 6Q7, Output 6J5, Muting VR.92 (EA.50), Noise Limiter VR.92 (EA.50), B.F.O. 6J7, Mixer VR.136 (EF.54), De Mod. 6Q7. Slow motion tuning, normally crystal controlled, or tunable over 95-150 Mc/s. Power supply required: 240-250 volts at 80 mA. 6.3 volts at 4 amps. Size 19in. x 10in. x 10in. Standard Rack Mounting, £6/19/6. Complete with valves and circuit diagram, checked and Air Tested. Packing and carriage 17/6, 10/- returnable on packing case.

VIBRATOR PACKS (Mallory)

12V Input 150V 40 mA Size 5½in. x 5½in. x 3in. Price 17/6 each.
12V Input 275V 80 mA Size 5½in. x 5½in. x 3in. Price 25/- each.
6V Input 275V 80 mA Size 4½in. x 6in. x 4½in. Price 35/- each.
With harness. Plus 2/6 p.p.

LINE TESTING METER UNIT

With one 0-30 mA and one 0-100V 2½in. Panel Mt'g Meters, P.O. Switch, 3 Panel Mounting. Fuse Holders in strong polished wooden case with lined lid and handle. Size 8in. wide x 5½in. x 5½in. Price 15/- each. Plus 2/6 p.p.

COMMAND RECEIVERS

BC-453-B 190-500 Kc/s. Price £2/17/6 each.
BC-454-B 3-6 Mc/s. Price £1/5/- each.
BC-455-B 6-9.1 Mc/s. Price £1/5/- each.
Fully Valved—Less Dynamotors (Not New). Plus 3/- p.p.

COMMAND TRANSMITTERS

BC-458-A 5.3-7 Mc/s., BC-459-A 7-9.1 Mc/s. Price £2 each.
Fully Valved—Less Dynamotors (Not New). Plus 3/- p.p.

A.R.88. Ceramic Wafered Range Switch Assembly. 8 wafers mounted on chassis measuring 9in. x 9in. x 3½in. Spindle length 15in. Price 17/6. Plus 2/- p.p.

3 c/m WAVEGUIDE

(American) New Flexible and Rigid in lengths from 18in. to 5ft. Also hard bend, easy bend and fittings. Send for price and details

PAPER BLOCK CONDENSERS

8 μF 600 V wkg., 5/6 p.p. 4 μF 400 V wkg., 4/- p.p.

P.O. TYPE MAGNETIC COUNTERS

500 ohm reading 0 to 9999. Size 5in. long x 1½in. x 1½in. Price 5/6 p.p.

TYPE 81 MINIATURE TRANSMITTER STRIP

Complete with valves CV.415 (TT15), CV309 (QV04-7), 2-6AM6, 2-EL.91 and Crystal. Circuit supplied Free with unit. Price £4/10/- post paid.

I.F. AMPLIFIER UNIT

460 Kc/s with IT4 Brand New and Boxed. Fully Screened in plug-in Box. Size 2½in. x 1in. x 4½in. Price, with circuit, 10/- ea., plus 1/- p.p.

INSULATION TAPE

Perfect condition. ½in. wide, 25 yd. reels, foiled, in tins, 1/3 each, p.p. 8d.

ELECTRO MAGNETIC MICROPHONES

With switch and plug R.A.F. Type 48, new and boxed, 2/- each, p.p.

MAINS POWER UNIT

TYPE 234

(For use with Receiver R 1392)

Double Smoothed 200-250 v. 505 Input. 240 V. 100 mA. 6.3 at 6 amps. with Volt Meter reading input and output voltages. Size: 19in. x 10in. x 6½in. Standard Rack Mounting. Price £4/10/- each, plus 7/6 carriage.



POWER UNIT Type 173


12 or 24 Volt D.C. Input 120V, 60 mA. Output. Containing Vibrator Transformer, 12 Volt Vibrator, two 120 Volt Selenium Rectifiers, Chokes and Condensers. Size 10½in. x 6in. x 3in. Price 12/6, post paid.



RECEIVER UNIT Ex II43A


Suitable for conversion to 2 metres or F.M. Wrotham transmissions.

Valve line-up: (4) EF50, (1) EL32, (2) EF39, (1) BBC33, (1) EA50. Supplied with circuit diagrams. Fully valved 35/- each, plus 3/- p.p.



A.P.Q.9 RADAR JAMMING UNIT

Containing 913A Photo Multiplier Cell, complete with resistance network and lightproof box. Wide band amplifier (2) 6AC7 and 6AG7, driving a pair of parallel 807s which Grid modulate a pair of 8012s in push pull. Lecher lines, these cooled by blower motor. Cathode loaded by Co-axial stubs which simultaneously guillotine tune anode and grid lines with a counter mechanism. Output is matched to aerial by a matching stub. Suitable for use in centimetric bands. Brand new. Price £5, plus 10/- packing and carriage.



ABSORPTION WAVEMETER

Easily converted to 2 metres or 70 cm. In Copper-plated metal case 3½in. x 4½in. x 5½in. with dial calibrated 0-100 and 80 V Neon Tube. Coverage approx. 190-210 Mc/s. New, 6/6 each, post paid.




All these fine offers are on display at →

PROOPS BROS. LTD. —

The Walk-around Shop

TYPE 62A INDICATORS

Ideal for conversion to oscilloscopes, T.V. units, etc. Containing V.C.R.97, 12 VR.91 (EF.50), 2 VR.54 (EB.34), 3 VR.92 (EA.50), 4 CV.118 (SP.61). Slow-motion dial, 13 Pots and scores of useful components. Size: $8\frac{1}{2} \times 11\frac{1}{2} \times 18$ in. In wooden packing case, £3, carriage 7/6.



R.F. UNITS

R.F.24 20-30 Mc/s. Switched Tuning. Valved. 9/6 each.

R.P.25 40-50 Mc/s. Switched Tuning. Valved. 9/6 each.

R.F.26 50-65 Mc/s. Variable Tuning. Valved (new and boxed) 25/- each.

Packing and postage 2/- each.



2-3mA MEASUREMENT METER

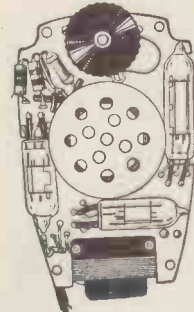
2-3 mA movements in metal case measuring $4\frac{1}{2}$ in. high, $3\frac{1}{2}$ in. wide and 5 in. deep. 7/6 plus 2/- p.p.

THROAT MICROPHONES

Type TS30. U.S. Manufacture. Complete with elastic strap. Lead terminating at 2-pin plug PL.291, and socket JJ-048. New and boxed, 3/- each, post paid.



INSULATION TAPE. Perfect condition, $\frac{1}{2}$ in. wide 25-yd. reels foiled in tins, 1/3 each, p.p. 8d.



Incorporating high "Q" technique using the New Ferrite rod. Made possible by simple conversion of an ex-Govt. Hearing Aid.

Technical Details. A Germanium Diode Detector circuit followed by the existing 3 valve Amplifier, giving adequate amplification throughout the medium wave band.

This conversion can be carried out in approximately 30 minutes.

SEE and HEAR this Miniature POCKET RADIO demonstrated.

MINIATURE I.F. STRIPS

Size $10\frac{1}{2} \times 10\frac{1}{2} \times 3$ in. Frequency 9.72 Mc/s. 2 EF.92s and 1 EF.91. I.F. amps. EB91. DET/AGC. EF.91 AGC. Amp. and EF.91. Limiter. Circuit supplied.

Price: 8/- less valves Post paid.




AN/APN1 UNITS

R.F. TRANSMITTER

A sub-chassis $3\frac{1}{2} \times 6\frac{1}{2} \times 2\frac{1}{2}$ in. containing a R.F. Transmitter operating 67.42 cm. (445 Mc/s) with a bandwidth of 40 Mc/s. Modulation of its carrier is by means of a Moving Coil Transducer with a metal diaphragm. The proximity of the diaphragm effectively changes the resonant frequency of its tuned circuit, to produce frequency modulation. This transmitter utilises TWO 955 (VT 121) valves, and can quickly be converted for Radio Controlled Models; the frequency for this purpose being in the band, or for 70 cm. work.

Price, post paid, 15/-



RECEIVER

A sub-chassis $3\frac{1}{2} \times 6\frac{1}{2} \times 2\frac{1}{2}$ in. houses a Receiver tuned to the transmitting frequency. Contains TWO 9004 valves. For use in 70 cm. band.

Price, post paid, 12/6

A.F. AMPLIFIER

An Audio Frequency Amplifier in a sub-chassis $5 \times 3 \times 3\frac{1}{2}$ in. R/C coupled, using TWO 12SH7 and ONE 12SJ7 valves; and can be used for Telephone Intercom., Pre-Amplifiers, etc.

Price, post paid, 15/-

SENSITIVE ALTIMETERS

0-45,000 feet. Suitable for climbers, Gliders and Car enthusiasts. In working order. Price 15/- each, p. and p. 3/-.

BENDIX I.F. Transformers. 1.63 Mc/s complete in cans, set of two new and boxed. Size $2 \times 1\frac{1}{2} \times 3\frac{1}{2}$ in., 5/-, p.p. 1/6.

BENDIX Potted Audio Output Transformer complete with integral smoothing choke. Ratings $4\frac{1}{2}$ watt 9,000 ohm Primary. 600 and 4,000 ohm Secondary. Size: $4 \times 1\frac{1}{2} \times 2$ in. New and boxed, 4/6, p.p. 1/6.

Make a miniature POCKET RADIO

THE COMPLETE KIT OF PARTS includes a Type OL10 Hearing Aid (with Crystal microphone) in perfect working order with miniature ear phone and moulded ear insert attached; ferrite rod, germanium diode, components, circuit diagram and full instructions.

Price £2 6s. 0d. Post paid

ALL COMPONENTS SOLD SEPARATELY

Dear Aid Unit with earpiece..	£1 15 0
Plastic Ear mould.....	2 0
Ferrite Rod	5 0
Conversion Components.....	4 0
Batteries 1.5 v. L.T. (Type D.18)	8
30 v. H.T. (Type B.119)	4 3

NOTE: As the crystal microphone is not used in the Pocket Radio, it can, if desired, be used as a general microphone and it does not require a matching transformer.



NOTE: Carriage prices quoted apply only to England and Wales.

NOTE: Orders and Enquiries to Dept. "W" Shop hours 9 a.m. to 6 p.m.—Thurs.: 9 a.m. to 1 p.m.
OPEN ALL DAY SATURDAY. Telephone: LANgham 0141
52 TOTTENHAM COURT ROAD, LONDON, W.1

PROOPS BROS. LTD.

CLYNE RADIO LTD.



18, TOTTENHAM COURT ROAD, LONDON, W.1.

MUSEum 5929/0095.


(50 yards only from Tottenham Court Road Tube !)

All post orders please to:—24-26, HAMPSTEAD RD., LONDON, N.W.1
EUSton 5533/4/5

TELETRON BAND III CONVERTOR! Still available, this very popular convertor kit as illustrated and fully described in previous issues of the "W.W." For use with most T.R.F. or Superhet Band I T.V. Receivers. Construction details only, with separate individually priced parts list 6d. post free. Kit complete as specified 48/6, plus 2/- P. & P.
Mk. II Fringe area version kit complete 59/6, plus 2/- P. and P. Power pack kit for either of above 25/-.
We carry comprehensive stocks of all Band III Convertors by leading manufacturers. Also aerials, cross-over boxes, air-spaced low-loss co-axial cable at 10d. per yard. Let us have your enquiries. Any branded convertor supplied on H.P. terms!

THE JASON F.M. TUNER

Based on the booklet by Data Publications Ltd. 2/- post free, including our individually priced Parts List. Highly sensitive, free from drift. Incorporates 4 valves 6A6 and 2 specially graded G.E.C. Crystals. The kit supplied includes drilled chassis with tuning condenser, scale calibrated in mc/s., and attractive bronze stove-enamelled front plate already mounted (illustrated). Front plate size 8in. x 5in., chassis 7in. x 4in. x 1 1/2in. Complete standard kit £8/15/- plus 2/6 p. and p. Fringe area kit £7/15/-, plus p. and p.



AM/FM RADIOGRAM CHASSIS! BARGAIN!

A special purchase of strictly limited quantity enables us to offer the following! For Medium, Long and F.M. Wavebands, plus gram position... Chassis size overall 13 1/2in. long, 9in. high, 7 1/2in. deep. Dial which is attractive red, green and gold lettering, on black background, measures 12in. x 5 1/2in. horizontal. For A.C. mains, 200/250 v. Valve line-up EL84, EABC80, EF85, ECH81, ROC86, E280, plus EM30 Magic Eye! Limited quantity at bargain price of £18/19/6 only, plus 5/- P. & P. terms.



THE T.S.L. F.M. TUNER!

We can now supply this FM/VHF adaptor either in kit form, or fully assembled, wired and tested. Our price for the ready-built unit which incorporates its own power supply, is £13/15/- only tax paid, plus 5/- P. & P. or H.P. terms. Magic eye tuning indicator, just plug in, 19/- extra. Or the kit complete as specified £10/19/6 plus 3/6 P. & P. The booklet "F.M. TUNER CONSTRUCTION" (32 pages) with full technical data and point-to-point wiring diagrams, together with our separately priced parts list, is available at 2/6 post free.



THE T.S.L. AM/FM CHASSIS!

Exceptional value. Covers L.M. and S.W. plus F.M.! 8-valve push-pull output. Ferrite rod aerial. Valve line-up: EOC85, ECH81, EF89, EABC80, EC82, two 6BW6s plus 5y3. Large full-vision dial, size 14 1/2 x 6in. Chassis size, overall: 16 x 7 1/2 x 8in. high. Tax paid 26 guineas, plus 5/- packing and carriage. A supplementary extra is magic eye EM34, complete with escutcheon and fixing cable at 26/-. H.P. terms available. Demonstrations at 18 Tottenham Court Road!

THE DULCI F.M. TUNER. Incorporates own power supply, suitable for use with any amplifier. Valve line-up: EOC85, two EF89, EABC80, 6 x 4, and EM80 indicator! Overall size: 9 x 6 x 5 1/2in. high. Pre-Budget price £16/16/- plus 5/- P.P. Illustrated leaflet available, also H.P. terms.

SPECIAL OFFER! Champion Model 835 FM/VHF Adaptor! Designed for the instant conversion of A.C. radiograms, table A.M. receivers and Hi-Fi audio amplifiers, to enable owners through their existing equipment to obtain the best results from the new F.M. transmission. Two connections only. One to the A.C. mains supply, the other to the pick-up sockets. Valve line-up: EF85, two EF80s, EB91, and E280. In attractive red and cream bakelite cabinet. Illustrated leaflet available on request. Price whilst stocks last only £13/19/6 tax paid, plus 3/6 P. & P. H.P. terms available.

DENCO F.M. TUNER. This highly successful kit is still available at inclusive price of £6/7/6 plus 2/6 P. & P. This kit includes all components and the five valves required for the extra L.F. Stage for fringe area reception. If required, "Denco" dial and drive assembly is available for the above at 9/- extra. Full constructional details 1/6 post free.

F.M. POWER PACK KIT. We can now supply complete kit for power pack suitable for the above F.M. tuners or any other similar type. Price for the complete kit is 37/6 only, or 52/6 for ready assembled unit. This pack is extremely small, incorporating valve rectifier type 6X4 and built on chassis size only 6 x 4 x 1 1/2in. Optional extra for power pack. Bulgin Octal Plug 2/3.

THE R.E.P. 1-VALVE RECEIVER. All dry battery operation, for use with headphones. The complete kit is available at 42/-, plus 2/- P. & P., or full instructions at 9d. post free.

COMPETITIVE!! BAND III CONVERTORS!

Type "M.L." for running from existing power supplies or separate power pack. Available with Series Heaters. Valve line-up: PCC84 and PCF80. Size: 4 x 2 1/2 x 4 1/2in. Fitted with external fine tuning control for Band 3 and Band 1/3 change over switch. Separate contrast control for Band 3. Power requirements: H.T. 180/250 v. at 30 mA., L.T. 15/16 v. .3 amp. (series Heaters). Unit simply fitted inside cabinet. Complete with handsome escutcheon. Available for A.C. operation with parallel heaters, EOC84 and ECF80 as above. Price £4/12/6. P. & P. 2/6. Full instructions supplied with each unit. Please specify whether for London, or Birmingham, or Manchester.



THE FAMOUS INVERTER—COMPARE THE PRICE
Handsome walnut cabinet. Suitable all areas. Contains own power supply. Simply connect to aerial. Four-valve circuit. Complete with all instructions £8/19/6 plus 3/6 P. & P.

DULCI AM/FM CHASSIS H4

Illustrated leaflet available. L.M. and Short Waves plus F.M. This is a quality chassis 6 latest B.V.A. Mullard Valves, including magic eye. High Q. inductances throughout, also Ferrite rods. Price is £27/16/- cash—or H.P. terms.

DULCI AM/FM TUNER

Just released. Details available. Price £24 including tax, or H.P. terms.

AM/FM KIT! FIRST AGAIN!

Introducing the JASON AM/FM KIT for medium waves and F.M.!

As illustrated this is a very high quality chassis incorporating 8 of the latest miniature valves, plus DM70 magic eye. Kits are available for chassis complete with output stage at £15/5/- Also less output stage but with own built-in power pack at £13/19/6 only. These are high fidelity units and exceptional value at these prices which include all required components and full constructional details. Fully illustrated Data Booklet with full construction details, plus individually priced component list, available per return of post at 1/6, post free. Both plus 3/6 P. & P.



SPECIAL PURCHASE! MANUFACTURER'S SURPLUS

Owing to favourable purchase, we can offer strictly limited quantity of these handsome chassis. AC/DC 200/250 v. for Medium and Long Waves, plus gram position. Incorporates own frame aerial. Valve line-up: U107, 2108, DHI07, W107 and X109. Overall chassis size 12 x 6 1/2 x 7 1/2in. high. Attractive bronze dial with gold and cream lettering. Dial size 11 1/2 x 4 1/2in. Scale length 7 1/2in. Logging scale provided. Price £7/19/6 only, tax paid, plus 3/6 P. & P. H.P. terms. £4 deposit plus four monthly payments of 22/-.




THE R.C. GRAM REPLACEMENT CHASSIS KIT.

Still available. Our very popular Gram Chassis replacement kit. For long, medium and short waves, and provision for gram. Valves 6R9, 6K7, 6Q7, 6V6 and 6X5.

THE R.C. 3/4 WATT AMPLIFIER KIT.

Just released! Compare the advantages! Treble bass, AND middle controls! For crystal or magnetic pickup! A.C. Mains 200/250 v. Valve line-up, 6V6GT, 68Q7, metal 6X5GT. Negative feedback. Built on stove enamelled steel chassis, measuring only 8in. x 4in. x 1 1/2in. Four engraved cream knobs are included in the price of the complete kit with all necessary practical and theoretical diagrams, at £4/5/- only, plus 2/6 packing and post, or instructions Book fully illustrated, for 1/- Post free. This amplifier can be supplied assembled, tested, and ready for use at £5/5/- plus p. and p. Hearing is believing.



For A.C. Mains 200/250 v. Chassis size: 13 1/2in. x 5 1/2in. x 9 1/2in. Dial size 10in. x 4 1/2in. Assembly is simplified by use of ready assembled coil pack. Illustrated booklet with full assembly instructions, with itemised price list, is 1/6 post free—or the kit complete to last: nut and bolt at £3/3/- plus 2/6 P. & P.

ACOS TYPE 7 Crystal Microphone Inserts Brand new. 7/6 each, post free.

Our advantageous H.P. terms are available on any single item over £5. Let us have your enquiries.

Please add postage under £1, or Cash with order. C.O.D. charge extra—open 9 a.m. to 6 p.m. Monday to Friday. Sorry but we close 1 p.m. on Saturday.

THE "ECONOMY FOUR" T.R.F. KIT. A three-valve plus metal rectifier receiver. A.C. mains 200/250 v. Medium and Long waves. We can supply all required components right down to the last nut and bolt. Valve line-up 6K7, 6T7 and 6V6. Chassis ready drilled—Cabinet size 12in. long by 6in. high by 5in. deep—Choice of ivory or brown Bakelite, or wooden valance finish cabinet. Complete instruction booklet with practical and theoretical diagrams. Each component brand new and tested prior to packing. Our price £5/10/- complete—Remember this set is being demonstrated at our shop premises! We proudly claim that our fully illustrated instruction booklet is the most comprehensive available for this type of receiver—Booklet available at 1/6 post free. This is allowed if kit is purchased later. Plus 2/6 packing and carriage for complete kit.

THE "SUPERIOR" FOUR KIT. Our new four-valve receiver. A.C. mains, 200/250 v. M. and Long waves. As with our very successful "Economy Four" all required components are supplied. Valve line-up: 2 6X7, 6 XGT and 6 V6T. Chassis ready drilled. Cabinet size, 10 1/2in. x 10in. wide. Maximum depth at base 5in. tapering to 3 1/2in. at top. Sloping front. Very attractively finished in light walnut and peach. Each component brand new and tested prior to packing. Complete instruction booklet with practical and theoretical diagrams is provided. Booklet available at 1/6 post free. Our price for complete kit, £6/9/6. Please add 2/6 packing and carriage. If preferred, we can supply Cabinet Assembly only, comprising Cabinet and bracket wave-change switch, dial, pointer, drum pulleys, drive spindle, drive spring and knobs, at 45/-, plus 2/6 packing and carriage. N.B.—Our kits are even supplied with sufficient solder for the job.

THE R.C. RAMBLER ALL-DRY PORTABLE KIT

Full assembly details with practical and theoretical diagrams can be supplied at 1/6 post free. This is a truly professional 4-valve superhet—all dry—for medium and long waves. A cream plastic top panel, with dial engraved in red and green adds to the very imposing appearance of this model which is housed in an attractive cream and grey leatherette covered attaché case type cabinet: measuring only 9in. x 7in. x 5 1/2in. Weight less batteries 4 1/2lb., with batteries 6 1/2lb. This set really has everything. Built-in frame aerial, high quality, extremely sensitive, and very adequate volume from the 5in. speaker. Valve line-up 3V4, 1R5, 1R5, 1T4. Also the required components, exactly as specified, including cabinet, can be supplied from stock at the special inclusive price of £7/7/- plus 2/6 p. and p. (less batteries). Uses Ever-Ready 90 v. H.T. type B126 at 10/- . Also LT. 1.3 v. A.D. 5/5 at 1/6.



RAMBLER MAINS UNIT At last we are able to offer our special mains units kit for using our popular all-dry "Rambler" on A.C. Mains. Complete kit, which when assembled fits snugly into battery compartment, can be supplied at 47/6 plus 1/6 packing and postage. Price includes all required components, and full assembly instructions. N.B.—This unit is completely self-contained in a metal box measuring 7in. x 2 1/2in. x 1 1/2in. and is ideally suitable for ANY all-dry battery portable requiring 90 v. H.T. and 1.5 v. L.T.

B.S.R. MONARCH. The very latest cream 3-speed mixer auto-tuner. Complete with turn-over crystal pick-up. Complete in original manufacturer's cartons, fully guaranteed. Price only £7/19/6. Buy now! Quantity at this price strictly limited.

JUST ARRIVED! Replacement pick-up cartridge for B.S.R. Monarch, etc. type HGP 37. Complete with sapphire stylus, fitted in few seconds. Limited quantity available at 18/6 only! Tax paid, post free.

R.C.54. Special Purchase! Latest type 3-speed, incorporating "T" type turnover head. Cream finish. Original manufacturer's cartons. £9/19/6 only, plus 3/6 p. and p. R.F. terms available.

RECORD PLAYER CABINETS. Specially made to house any type of single record unit. Finished in dove-grey leatherette. Base-board measures 14 1/2in. x 12 1/2in. Clearance above and below board 3in., 4 1/2in. plus 3/4" P. & P. We can also supply equally attractive dove-grey cabinet to house any standard auto-changer at 69/6 plus 3/4" P. & P. We carry a large selection of cabinets for all purposes and stamp will bring illustrated cabinet leaflets.

R.F. UNITS. All new condition and complete. Case size 9 1/2in. x 7 1/2in. x 5 1/2in. Type 24, 20-30 Mc/s. 8/6. Switched Tuning. Type 25, 40-50 Mc/s. 10/6. Switched Tuning. Type 26, 50-65 Mc/s. Variable Tuning, 22/6. ALL these units Post Free.

EX-W.D. CATHODE RAY TUBES. Guaranteed full picture. VCR97 at 40/- . VCR517C at 35/- . Also VCR139A—Ideal for oscilloscope 2 1/2in. screen at 35/- . We also have VCR97 with slight out-of-focus very suitable for oscilloscope testing purposes, etc. at 15/- only. All these tubes are brand new, in original packing, and tested before despatch. Please add 2/6 packing and carriage for any of the above tubes.

MAINS TRANSFORMER BARGAINS. Limited quantities. Manufacturers' Surplus. 350-0-350, 80 mA., 6.3 v. 3 a., 5 v. 2 a. Half shrouded, drop-through, 14/6 only, plus 1/6 P. & P. 230 v. Input, 300-0-300 80 mA., 6.3 v. 3 a., 4 v. 2 a. Tropicalised drop-through type, 9/6 only, plus 1/6 P. & P. Input 110/230 v. Auto load 230 v. 750 mA., 350-0-350 130 mA. Tapped filament winding 6. v. 3 a., 15 v. 3 a., 21.5 v. 5 a., also 5 v. 2 a. Tropicalised drop-through type, 21/- plus 2/6 P. & P. 370-0-370, 100 mA. 6.3 v. 3 a., 5 v. 2 a., 200/320 v. Input universal mounting 16/6, plus 1/6 P. & P.

6-VOLT VIBRATOR PACK. Ex-W.D. 6-volt input, output 140 v. 30 mA. Fully smoothed and rectified, incorporating Wearite 6 volt 4 pin vibrator type N88B. Unit size only 6 1/2in. x 5in. x 2 1/2in. Price 15/- plus 1/6 P. & P. New condition.

RECEIVER TYPE 25/73. (The receiver section of TR1196). Supplied complete with full data for conversion to 3-valve superhet receiver. Unit is complete with 6 valves 2-EP39, 2-EP35, PK32 and EBC33, also standard I.F.T.'s 465 Kc/s. Price 27/6 plus 2/6 P. & P.

TR1196 TRANSMITTER PORTION. We can also supply the transmitter portion of the above receiver incorporating valves, EL32, EF50, CV501. Type 600 relay transformer, coils, switches, etc. Limited quantity at 12/6 only, plus 2/6 P. & P.

VALVES

We have perhaps the most up-to-date valve stocks in the trade. A stamp will bring complete list but the following is a selection only of brand new imported valve types, fully guaranteed. Purchase Tax Paid.

EABC80 10/-	DAF96 10/6	PL33 11/6
EAF43 10/-	DF96 10/6	PF80 10/6
EB41 7/6	DK92 10/6	PF81 10/6
EB91 7/6	DE96 10/6	PF82 9/6
EB041 10/-	DL96 10/6	PF83 11/6
EBF80 11/6	or 38/6 per set	UBC41 10/6
ECC81 9/-	of four.	VCR42 11/6
ECC82 9/-	DM70 9/-	UP41 10/6
ECC83 9/-	EL41 10/6	UY41 10/6
ECC84 15/-	EL84 11/6	UY41 9/6
ECC85 10/-	EM80 9/6	6A5 8/6
ECC92 15/-	ET31 12/-	6AT6 8/6
ECH42 11/6	EY38 14/6	6AU6 9/6
ECH81 11/6	EZ43 8/6	6BA8 8/6
ECL80 11/6	EZ93 8/6	6BE6 9/6
EF41 10/6	PCF80 12/6	6BW6 8/6
EF80 10/6	PCF82 12/6	6X4 7/6
EF83 10/6	PC884 12/6	36W4 7/6
EF86 12/6	PL81 13/6	50B5 10/-
EF89 10/-	PL82 10/6	50C5 10/-

In addition we naturally have all usual surplus types available such as 6V6GT, etc. All in our valve price list!

BRAND NEW C.R. TUBES.—By leading manufacturer, 12in. equivalent to MW 31/74 £11/19/6. MW36/34 Tinted. Latest type 14in. rectangular 6.3 v. heater. 12-14 Kv. In original sealed cartons. Limited quantity only at £12/19/6. Ditto 17in. type 17ASP4. Price £13/19/6. All H.P. available. Plus 15/- packing, carriage and insurance.

TRANSISTORS! MULLARD TYPE OC71. Available ex stock at new list price of 24/- each, post free




Another Cabinet Bargain! Special purchase of walnut veneered trolley-type cabinets originally intended for use in projection T.V. Easily recognised as being of leading High Quality manufacturer's stock, heavy dark solid walnut. Can be easily adapted to house tape recorder, amplifier, diagram, etc., etc. Measurements external 24 1/2in. x 16in. x 29in. The whole is mounted on castors. Unrepeatable bargain at £5/19/6, plus 10/- packing and carriage. We have a large selection of all type cabinets. A stamp will bring list.

N.B. All our T.R.F. Kit circuits now include specially wound Denco "Maxi-Q" coils on polystyrene formers, improved performance! Price remains the same.

SURPLUS BARGAINS METERS

F.S.D.	Size	Type	Fitting	Price
50 microamps	D.C. 2in.	M.C.	R.P.	8/6
50 microamp	D.C. 3 1/2in.	M.C.	F.B. (Tropicalised)	85/-
50 microamp	D.C. 4in.	M.C.	Rectangular	120/-
50 microamp	D.C. 4in.	M.C.	Rectangular	110/-
50 microamp	D.C. 3 1/2in.	M.C.	F.B.	95/-
100 microamp	D.C. 2 1/2in.	M.C.	F.R.	45/-
200 microamp	D.C. 2in.	M.C.	F.R. (Tropicalised)	30/-
200 microamp	D.C. 3 1/2in.	M.C.	F.R.	65/-
300 microamp	D.C. 2in.	M.C.	F.R.	18/6
1 mA.	D.C. 2in.	M.C.	F.B.	17/6
1 mA.	D.C. 2in.	M.C.	F.Sq.	22/6
1 mA.	D.C. 2in.	M.C.	F. Sq. (1954 manufacture by Elliott)	25/-
1 mA.	D.C. 2 1/2in.	M.C.	Desk Type	30/-
5 mA.	D.C. 2in.	M.C.	F.Sq.	10/6
50 mA.	D.C. 2in.	M.C.	F.Sq.	8/6
150 mA.	D.C. 2in.	M.C.	F.B.	7/6
500 mA.	D.C. 2 1/2in.	M.C.	F.R.	10/6
5 amp.	R.F. 2in.	Thermo	F.Sq.	6/6
1 amp.	R.F. 2 1/2in.	M.C.	F.R.	10/-
120-0-120 amp.	D.C. 2in.	M.C.	F. Sq. (shunt required)	15/-
150 amp.	A.C. 4in.	M.I.	R.P.	45/-
1 amp.	R.F. 2 1/2in.	Thermo	H.P.	7/6
3 amp.	R.F. 2in.	Thermo	F.Sq.	6/-
5 amp.	D.C. 2in.	M.C.	F.Sq.	13/6
20 amp.	D.C. 2in.	M.C.	R.P. (with shunt)	3/6
25 amp.	D.C. 2 1/2in.	M.I.	F.R.	10/6
30 amp.	D.C. 2 1/2in.	M.I.	F.R.	12/6
15 volt	A.C. 2 1/2in.	M.I.	F.R.	10/6
20 volt (5 mA.)	D.C. 2in.	M.C.	F.Sq.	7/6
15-0-15 volt	D.C. 2 1/2in.	M.C.	F.R.	17/6
300 volt	A.C. 2 1/2in.	M.C.	F.R.	35/-
300 volt	A.C. 3 1/2in.	M.I.	F.R.	30/-

COMMUNICATION RECEIVER PCR.2 3-wave band, 15-50, 190-570, 900-2,000 metres. Valve line-up 6V6, 2BC33, X21 and 6ZF33. Illuminated calibrated dial, fly-wheel tuning, aerial trimmer. In black crackle case size 17 1/2in. x 10in. x 8in. Output socket for 3 ohm speaker, or headphones. Absolutely brand new in original cartons, manufactured for Govt. by FYE LTD. Price £7/10/- only, plus p. and p. 10/- . With each set we supply full conversion details for A.C. mains. All required components for conversion available at 32/6 post paid. Limited quantity. We can now supply already converted ready for A.C. Mains at £9/19/6, plus carriage. H.P. available.



METER SPECIAL We have a limited quantity of aircraft electrical thermometers, Brand new, by Weston. 2in. moving coil meter, flush square fitting. These meters have a luminous scale graduated 40-140 degrees centigrade, but the full scale deflection is approximately 150 microamps. Price 12/6 each only, plus 1/6 P. & P.

VIBRATOR PACK. Brand new, by Mallory 16-volt input, 150 v. 40 mA. output. Complete with synchronous vibrator, 17/6.

COIL PACKS. Manufacturers' Surplus. Miniature size, only 2 1/2in. x 2 1/2in. x 1 1/2in. deep. Iron-cored. For L.M. and S.V. with gram. position. Switch has 2-inch spindle. Absolutely brand new, complete with circuit. Price only 27/6, plus 1/6 P. & P. a snip!

AMERICAN INDICATOR UNIT TYPE BC929A. Brand new incorporating 3in. tube 3BP1, with mu-metal shield, 2-68N7GT 2-6HGOT, 6XG2, 2X2, 5066C, 9 potentiometers 24 v., transformer, and a host of small components. The whole unit which measures only 8 1/2in. x 8 1/2in. x 1 1/2in. is brand new, enclosed in black crackle box, and can be supplied at 45/-, plus 5/- p. & p.

We also have available "38" sets, absolutely complete with junction box, aerial, headphones, microphone, spare set of valves, with full operating instructions, absolutely brand new in original sealed packing cases, at 99/6 each, complete station, plus 5/- carriage. Export enquiries invited.

No. 38 TRANSMITTER/RECEIVER WALKIE-TALKIE. Range approx. 5 miles. Coverage 7.4-9 Mc/s. The set only complete with valves at 25/-, in very good condition.

POWER PACK. By leading manufacturer. Input 200/250 v. Output 350-0-350 280 mA., 6.3 v., 8 a., 6.3 v. 2 a., 4 v. 7 a., 5 v. 2 a. Fully smoothed. Incorporates valve rectifier GZ32. Chassis measures 12in. x 7in. x 5 1/2in. Wt. 22lb. Few only at £4/19/6, plus 3/6 p. and p.

CLYNE RADIO LTD.
18, Tottenham Court Road, London, W.1.

R.S.C. BATTERY CHARGING EQUIPMENT

All for A.C. MAINS 200-250 v., 50 c/s
Guaranteed 12 months.

ASSEMBLED CHARGER
6 v. or 12 v.
2 amps.
Fitted Ammeter and selector plug for 6 v. or 12 v. Louvred metal case, finished attractive hammer blue. Ready for use with mains and output leads. Double Fused.



Only **46/9** carr. 3/6.

ASSEMBLED CHARGERS
6 v. 1 amp. 19/9
6 v. or 12 v. 1 amp. 25/9
6 v. 2 amps. 29/9
6 v. or 12 v. 2 amps. 38/9
6 v. or 12 v. 4 amps. 56/9
Above ready for use. Carr. 2/9

HEAVY DUTY KIT
12 v. 30 amp. Suitable for Garage or firm with a number of vehicles. Mains input 200/250 v. 50 c/s. Outputs 12 v. 15 amp. twice. Consists of Mains Trans. 2 Metal Rectifiers. 2 Meters, 4 Fuses, 4 Terminals, 2 Rheostats and circuit. Only 9 gns., carr. 15/-.

BATTERY CHARGER KITS
Consisting of Mains Transformer, F.W. Bridge, Metal Rectifier, well ventilated steel case, Fuses, Fuse-holders, Grommets, panels and circuit. Carr. 2/6 extra.
6 v. or 12 v. 1 amp. 22/9
6 v. 2 amps. 25/9
6 v. or 12 v. 2 amps. 31/6
6 v. or 12 v. 4 amps. 49/9

BATTERY CHARGER KIT
Consisting of F.W. Bridge Rectifier 6/12 v. 5 a. Mains Trans., 0-9-15 v. 6 a. output, and variable charge rheostat with knob. Only 45/9. Post 3/-.



Assembled 6 v. or 12 v. 4 amps.
Fitted Ammeter and variable charge selector. Also selector plug for 6 v. or 12 v. charging. Double fused. Well ventilated steel case with blue hammer finish. **69/6**
Ready for use with mains and output leads. Carr. 3/6.

SELENIUM RECTIFIERS

L.T. Types	6/12 v. 6 a. 19/9
2/6 v. 1/2 a.h.w. 1/9	6/12 v. 10 a. 25/9
6/12 v. 1/2 a.h.w. 2/9	H.T. Type H.W.
F.W. Bridge Types	120 v. 40 mA. 3/9
6/12 v. 1 a. 5/9	250 v. 50 mA. 5/9
6/12 v. 2 a. 8/9	250 v. 80 mA. 7/9
6/12 v. 3 a. 12/9	250 v. 150 mA. 9/9
6/12 v. 4 a. 16/9	300 v. 275 mA. 12/11

CO-AXIAL CABLE. 75 ohms/in., 8d. yard. Twin screened feeder, 11d. yard.

5 CORE FLEX. Henleys circuit rubber 14/36. Each lead colour coded. 1/6 yd.

T.V. CABINETS. For 15, 16 or 17in. tube. Table model with doors, 79/6, carr. 7/6. Table type for 12in. Tube 27/6, carr. 5/6. All leading manufacturers surplus.

SILVER MICA CONDENSERS. 5, 10, 15, 20, 25, 30, 35, 50, 100, 120, 150, 180, 200, 230, 300, 330, 400, 470, 500, 1,000 pfd. (.001μF), .002 mfd. (2,000 pfd.). All at 6d. each, 3/9 dozen one type.

DIAL BULBS, M.E.S., 8 v. 0.2 a., 6/9 doz. 6.5 v. 0.3 a., 6/9 doz.

ELECTROLYTICS (current production). NOT Ex-Govt.

Tubular Types	Can Types
8μF 500 v. 1/9	8 mfd. 350 v. 1/3
8 mfd. 500 v. 2/6	8 mfd. 600 v. 2/11
16μF 350 v. 2/3	16 mfd. 350 v. 1/11
16μF 450 v. 2/9	16μF 450 v. 2/9
16μF 500 v. 3/9	16 mfd. 500 v. 3/9
32μF 350 v. 3/9	32μF 350 v. 2/11
32 mfd. 500 v. 5/9	32 mfd. 450 v. 4/9
8-16μF 500 v. 4/11	100 mfd. 450 v. 4/9
25μF 25 v. 1/3	8-8μF 450 v. 2/9
50μF 12 v. 1/3	8-16μF 450 v. 2/11
50 mfd. 25 v. 1/9	16-16μF 450 v. 3/11
50μF 50 v. 1/9	16-32μF 350 v. 4/9
100 mfd. 12 v. 1/9	32-32μF 350 v. 4/9
100 mfd. 25 v. 2/3	64-120 mfd. 350 v. 7/6
	100-200 mfd. 275 v. 6/11

Many others in stock.

VOLUME CONTROLS with long spindles, all values, less switch, 2/9; with S.P. switch, 3/9.

VIBRATORS. Oak 2 v. 7 pin. synchronous, 7/9.

EX GOVT. E.H.T. CONDENSERS
.5 mfd., 2,500 v. Blocks 3/9
.5 mfd. 3,500 v. Cans 3/9
1 mfd. plus 1 mfd. 8,000 v., large blocks (common negative isolated) 9/6

EX GOVT. METAL BLOCK PAPER CONDENSERS
2 mfd. 500 v. 1/9
4 mfd. 500 v. 2/9
8 mfd. 500 v. 5/9
4 mfd. 400 v. plus 2 mfd. 250 v. 1/11

EX GOVT. VALVES. VR137, EA50, EB34 11d., SP61 2/3; 4SHA 1/3; EL32 3/9.

EX GOVT. UNITS, type RDF1 in original sealed cartons with 14 valves including 5Z4G etc., trans., L.F. choke, Rectifier etc., etc. We cannot enter into correspondence regarding these units which represent a really exceptional bargain at 29/9. Carr. 7/6.

CONTROL PANEL with 1 six-position 3-wafer Yaxley switch, 1 pointer knob. 2 S.P.S.T. switches, various plugs and sockets. Only 1/6.

OIL FILLED BLOCK CONDENSERS

Bryce 11-7 mfd. 500 v. New unused Govt. surplus, only 5/9 each.

EX GOVT. MAINS TRANSFORMERS

All 230 v. 50 c/s. input.
8.8 v. 4 a., 9/9. 120-0-120 v. 40 mA. 5/9
300-0-300 v. 150 mA. 4 v. 3 a. 9/9
250-0-250 v. 60 mA. 6.3 v. 2 a., 5 v. 2 a. 11/9
Potted 41-31-3in. 22/9
460 v. 200 mA., 6.3 v. 5 a. 22/9
0-16-18-20 v. 35 a. 79/6. Carriage 5/- extra.

MANUFACTURERS SURPLUS TRANSFORMERS

Fully shrouded upright. Primary 200-230-250 v. Sec. 425-0-425 v. 150 mA. 6.3 v. 3 a., 5 v. 3 a., 33/9. Clamped type 250-0-250 v. 70 mA., 6.3 v. 2.5 a. 9/9, post 1/9.

R.S.C. BATTERY TO MAINS CONVERSION UNITS

Type BM1. An all dry battery eliminator. Size 5 1/2 x 4 1/2 x 2in. approx. Completely replaces batteries supplying 1.4 v. and 90 v. where A.C. mains 200-250 v. 50 c/s. is available. Suitable for all battery portable receivers requiring 1.4 v. and 90 v. This includes latest low consumption types. Complete kit with diagrams 39/9, or ready for use, 46/9.



Type BM2. Size 8 x 5 1/2 x 2 1/2in. Supplies 120 v., 90 v., and 60 v., 40 mA. and 2 v. 0.4 a. to 1 amp., fully smoothed THEREBY COMPLETELY REPLACING BOTH H.T. BATTERIES AND L.T. 2v. ACCUMULATORS. When connected to A.C. mains supply 200-250 v. 50 c/s. SUITABLE FOR ALL BATTERY RECEIVERS normally using 2 v. accumulator. Complete kit of parts with diagrams and instructions 49/9, or ready for use 59/6.

PLESSEY DUAL CONCENTRIC 12in. P.M. SPEAKERS. (15 ohms), consisting of a high quality 12in. speaker, of orthodox design supporting a smaller elliptical speaker wired with choke and condensers to act as tweeter. This high fidelity unit is highly recommended for use with our A8 or any similar amplifier. Rating is 10 watts. Price only £5 17/6.

MAINS ENERGISED SPEAKERS R.A. 2-3 ohms. 8in. Field 600 ohms., 10/9. 10in. Field 1,500 ohms., 23/9.

R.S.C. TRANSFORMERS

FULLY GUARANTEED, INTERLEAVED AND IMPREGNATED

MAINS TRANSFORMERS
Primaries 200-230-250 v. 50 c/s.

FULLY SHROUDED UPRIGHT MOUNTING
250-0-250 v. 60 mA., 6.3 v. 2 a., 5 v. 2 a., Midget type, 21-3-3in. 17/6
350-0-350 v. 70 mA., 6.3 v. 2 a., 5 v. 2 a. 19/9
250-0-250 v. 100 mA., 6.3 v.-4 v. 4 a., c.t., 0-4-5 v. 3 a. 25/9
0-4-5 v. 3 a. 23/9
0-250-250 v. 100 mA., 6.3 v. 4 a., 5 v. 3 a., for R1355 conversion 31/-
300-0-300 v. 100 mA., 6.3 v. 4 a., 5 v. 3 a. 23/9
300-0-300 v. 100 mA., 6.3 v. 4 v. 4 a., c.t., 0-4-5 v. 3 a. 26/9
350-0-350 v. 100 mA., 6.3 v. 4 a., 5 v. 3 a. 23/9
300-0-300 v. 130 mA., 6.3 v. 4 a. c.t., 6.3 v. 1 a., suitable for Mullard 510 Amplifier 33/9
350-0-350 v. 100 mA., 6.3 v.-4 v. 4 a., c.t., 0-4-5 v. 3 a. 26/9
350-0-350 v. 150 mA., 6.3 v. 4 a., 5 v. 3 a. 33/9
350-0-350 v. 150 mA., 6.3 v. 2 a., 6.3 v. 2 a., 5 v. 3 a. 33/9
425-0-425 v. 200 mA., 6.3 v. 4 a. c.t., 6.3 v. 4 a. c.t., 5 v. 3 a. suitable Williamson Amplifier, etc. 49/9
450-0-450 v. 250 mA., 6.3 v. 6 a., 6.3 v. 6 a., 5 v. 3 a. 69/6

TOP SHROUDED DROP-THROUGH TYPE
250-0-250 v. 70 mA., 6.3 v. 2.5 a. 13/9
260-0-260 v. 70 mA., 6.3 v. 2 a., 5 v. 2 a. 16/9
350-0-350 v. 80 mA., 6.3 v. 2 a., 5 v. 2 a. 18/9
250-0-250 v. 100 mA., 6.3 v. 4 a., 5 v. 3 a. 22/9
300-0-300 v. 100 mA., 6.3 v.-4 v. 4 a., c.t., 0-4-5 v. 3 a. 23/9
350-0-350 v. 100 mA., 6.3 v. 4 a. c.t., 5 v. 3 a. 22/9
350-0-350 v. 100 mA., 6.3 v.-4 v. 4 a. c.t., 0-4-5 v. 3 a. 23/9
350-0-350 v. 150 mA., 6.3 v. 4 a., 5 v. 3 a. 29/9

E.H.T. TRANSFORMERS, 2,500 v. 5 mA., 2-0-2 v. 1.1 a., 2-0-2 v. 1.1 a., for VCR97, VCR517 36/6

FILAMENT TRANSFORMERS
Primaries 200-250 v. 50 c/s.

6.3 v. 1.5 a. 5/9
6.3 v. 2 a. 7/6
0-4-6.3 v. 2 a. 7/9
6.3 v. 3 a. 8/11
12 v. 1 a. 7/9
0-2-4-5-6.3 v. 4 a. 16/9
6.3 v. 6 a. 17/6
6.3 v. 3 a. or 12 v. 1 a. 24 v. 1.5 a. 17/6

CHARGER TRANSFORMERS
All with 200-230-250 v. 50 c/s. Primaries:
0-9-15 v. 1 1/2 a., 11/9, 0-9-15 v. 3 a., 16/9;
0-3.5-9-17 v. 3 a., 17/9; 0-3.5-9-17 v. 4 a., 18/9; 0-9-15 v. 5 a., 19/9; 0-9-15 v. 6 a., 23/9;
0-9-15 v. 7.5 a., 28/9.

ELIMINATOR TRANSFORMERS
Primaries 200-250 v. 50 c/s.
120 v. 40 mA., 5-0-5 v. 1 a. 14/9
90 v. 15 mA., 6-0-6 v., 250 mA. 9/11

OUTPUT TRANSFORMERS
Midget Battery Pentode 66 : 1 for 3S4, etc. 3/6
Small Pentode, 5,000Ω to 3Ω 3/9
Standard Pentode, 5,000Ω to 3Ω 4/9
Standard Pentode, 8,000Ω to 3Ω 4/9
Multi-ratio 40 mA. 30 : 1, 45 : 1, 60 : 1, 90 : 1, Class B Push-Pull 5/6
Push-Pull 8 Watts 6V6 to 3 ohms 8/9
Push-Pull 10-12 Watts 6V6 to 3Ω or 15Ω 15/9
Push-Pull 10-12 Watts to match 6V6 to 3-5-8 or 15Ω 16/9
Push-Pull 15-18 Watts, sectionally wound, 6L6, KT66, etc., to 3 or 15 ohms 21/9
Push-Pull 10-15 Watts, Ultra Linear, designed for Mullard Amplifier 510. 39/6
Push-Pull 20 Watt high-quality sectionally wound, 6L6, KT66, etc., to 3 or 15Ω 47/9
Williamson type exact to spec. 85/-

SMOOTHING CHOKES
250 mA., 5 H., 100 ohms. 11/9
150 mA., 7-10 H., 250 ohms. 11/9
100 mA., 10 H., 200 ohms. 8/9
80 mA., 10 H., 350 ohms. 5/6
60 mA., 10 H., 400 ohms. 4/11

R.S.C. A6 ULTRA LINEAR 30 WATT AMPLIFIER

NEW 1956 DESIGN. HIGH FIDELITY PUSH-PULL UNIT EMPLOYING SIX VALVES. Tone Control Pre-amp stages are incorporated. Sensitivity is extremely high. Only 30 millivolts minimum input is required for full output. THIS ENSURES THE SUITABILITY OF ANY TYPE OR MAKE OF MICROPHONE OR PICK-UP. Separate Bass and Treble controls give both "lift" and "cut" with ample tone correction for long playing records. AN OUTPUT SOCKET WITH PLUG IS INCLUDED FOR SUPPLY OF 300 v. 20 mA. and 6.3 v. 1.5 a. FOR A RADIO FEEDER UNIT. Price in kit form with easy-to-follow wiring diagrams. **9 GNS.**

Only **9 Carr.** 10/- Or Factory built with 12 months' guarantee, 50/- extra. H.P. TERMS ON ASSEMBLED UNITS: DEPOSIT 28/6 and 12 monthly payments of 21/-. If required an extra input with associated vol. control can be provided so that two separate inputs such as "mike" and gram., etc., can be simultaneously applied for mixing purposes. Extra cost for this 13/-. Cover as illustrated 17/6 extra.



Type 807 output valves are used with High Quality Sectionally wound output transformer specially designed for Ultra Linear operation. Negative feedback of 17 D.B. in main loop. **CERTIFIED PERFORMANCE FIGURES ARE EQUAL TO MOST EXPENSIVE UNITS AVAILABLE.** Frequency response, ± 3 D.B. 30-20,000 c/c.s., 12 D.B. "lift" at 50 c/c.s., 12 D.B. "lift" at 12,000 c/c.s. Hum and noise 70 D.B. down. Good quality reliable components used. Chassis finish blue crackle. Overall size 12x9x9in. approx. Power consumption 150 watts. For A.C. mains 200-230-250 v. 50 c/c.s. Outputs for 3 and 15 ohm speakers. **EQUALLY SUITABLE FOR THE CONNOISSEUR OR FOR LARGE HALLS, CLUBS, or OUTSIDE FUNCTIONS. IDEAL FOR USE WITH MUSICAL INSTRUMENTS SUCH AS STRING BASS, ELECTRONIC ORGAN, GUITAR, etc. FOR DANCE BANDS, GARRISON THEATRES, etc., etc.**

We can supply Microphones, Speakers, Rotary Converters, etc., at keen cash prices or on H.P. terms with amplifiers.

EXPORT ENQUIRIES INVITED

R.S.C. TA1 HIGH QUALITY TAPE DECK AMPLIFIER

FOR ALL DECKS WITH HIGH IMPEDANCE RECORD/PLAYBACK AND ERASE HEADS. Such as Lane, Truxov, etc. Chassis size 12-7-3in. Overall size 12-7-6in. For 230-250 v. 50 c/c.s. A.C. mains. Output for standard 2-3 ohm speaker. Only 15 millivolts input required for full recording. Only 3 millivolts minimum input required from recording head. Magic Eye recording level indicator. Provision for feeding P.A. amplifier. Can be used as gram. amplifier with input of 0.75 v. E.M.S. Negative feedback equalisation. Linear frequency response ± 3 D.B. 50-11,000 c/c.s.

11 GNS. Carr. 7/6 Facilities for recordings at 15in., 7 1/2in., or 3 1/2in. per second. Automatic equalisation at the turn of a knob. When switching from record to playback position automatic demagnetisation of heads is assured. PERFORMANCE IS COMPARABLE WITH UNITS AT OVER TWICE THE COST. LEAFLET 64.

R.S.C. ULTRA LINEAR 12-WATT AMPLIFIER



NEW 1956 Model A8 High-Fidelity Push-Pull Amplifier with "Built-in" Tone Control, Pre-amp, stages. High sensitivity. Includes 5 valves (807 outputs), High Quality sectionally wound output transformer, specially designed for Ultra Linear operation, and reliable small components of current manufacture. **INDIVIDUAL CONTROLS FOR BASS AND TREBLE "Lift" and "Cut."** Frequency response ± 3 db. 30-30,000/c/c.s. Six negative feedback loops. Hum level 71 db. down. **ONLY 70 millivolts INPUT required for FULL OUTPUT.** Suitable for use with all makes and types of pick-ups and practically all microphones. Comparable with the very best designs. For STANDARD or LONG PLAYING RECORDS. FOR MUSICAL INSTRUMENTS such as STRING BASS, GUITARS, etc. OUTPUT SOCKET with plug provides 300 v. 20 mA. and 6.3 v. 1.5 a. FOR SUPPLY OF A RADIO FEEDER UNIT. H.P. TERMS ON ASSEMBLED UNITS. DEPOSIT 25/6 and nine monthly payments of 22/4. Size approx. 12-9-7in. For A.C. mains 200-230-250 v. 50 c/c.s. Output for 3 and 15 ohm speakers. Kit is complete to last nut. Chassis is fully punched. Full instructions and point-to-point wiring diagrams supplied.

Unapproachable value at **£7/15/-**, or factory built 45/- extra. Carriage 10/- If required louvered metal cover with 2 carrying handles can be supplied for 17/6. Where an extra input socket with associated volume control is required for mixing purposes this can be provided for 13/- extra.

ROTARY CONVERTERS. 150 watts. Input 12 v. D.C. Output 230 v. 50 c/c.s. A.C. Only 7 gns. Carr. 7/6.

FOUR-STAGE RADIO FEEDER UNIT

Design of a HIGH FIDELITY L. and M. wave T.R.F. Unit with self-contained heater supply and thorough H.F. decoupling. Only 250-450 v. 15-20 mA. H.T. required from main amplifier. Three valves and Low Distortion Germanium Diode Detector. Flat topped response characteristic. Loaded H.F. coils. Two variable Mu controlled H.F. stages, 3 gang condenser tuning. Cathode follower output stage. Switch position for Gram. and Gram. input and output sockets. Performance comparable with the best in Feeder Units. For A.C. mains 200-230-250 v. operation. Size 11-6-7 1/2in. Illustrations full set or easy-to-follow wiring diagrams and instructions and individually priced parts list 2/6. This unit can be built for only **£3/15/-**, including Dial and Drive knobs and every item required.

DEFIANT RECORD PLAYING TURNTABLE COMPLETE WITH MAGNETIC PICK-UP. Pick-up is high impedance type. Unit is housed in a beautiful walnut veneered cabinet of attractive design. For all standard records (78 r.p.m.). Limited number. Brand new, cartoned, **£5/17/6**, carr. 7/6.

W.R. "STENTORIAN" HIGH FIDELITY P.M. SPEAKERS. HF1012, 10 watts, 15 ohm (or 3 ohm) speech coil. Where a really good quality speaker at a low price is required, we highly recommend this unit with an amazing performance, **£4/10/9.** Please state whether 3 ohm. or 15 ohm. required.



GARRARD 3-SPEED AUTOMATIC RECORD CHANGERS. Latest Model. Type RC110. Fitted high fidelity turnover crystal pick-up head. For 200-250 v. A.C. mains. Limited number. Brand new cartoned. Only **£8/17/6**, plus 5/6 carriage.

H.M.V. LONG PLAYING RECORD TURNTABLE COMPLETE WITH CRYSTAL PICK-UP (SAPPHIRE STYLUS). Speed 33 1/3 r.p.m. BRAND NEW. CARTONED. Only **£3/19/6** (approx. half price). Carr. 5/- (for 200-250 v. A.C. Mains).

MICROPHONES. High fidelity crystal types. Acos 33-1 hand or desk type, 50/-, Piezzo with heavy floor base and telescopic stem, **£2/19/6.**

R.S.C. 4-5 WATT HIGH GAIN AMPLIFIER TYPE A5

A highly sensitive 4-valve quality amplifier for the home, small club, etc. Only 50 millivolts input is required for full output so that it is suitable for use with the latest high-fidelity pick-up heads in addition to all other types of pick-ups and practically all mikes. Separate Bass and Treble controls are provided. These give full long playing record equalisation. Hum level is negligible, being 71 D.B. down, 15 D.B. of negative feedback is used. H.T. of 300 v. 26 mA. and L.T. of 6.3 v. 1.5 a. is available for the supply of a Radio Feeder Unit, or Tape Deck pre-amplifier. For A.C. mains input of 200-230-250 v. 50 c/c.s. Output for 2-3 ohm speaker. Chassis is not alive. Kit is complete in every detail and includes fully punched chassis (with baseplate) with blue hammer finish, and point-to-point wiring diagrams and instructions. Exceptional value at only **£4/15/-**, or assembled ready for use 25/- extra, plus 3/6 carriage.



R.S.C. A73-4 WATT QUALITY AMPLIFIER

A highly sensitive 4-valve amplifier using negative feedback and having an excellent frequency response. Pre-amplifier and Tone Control stages are incorporated with separate Bass and Treble controls giving full tone compensation for Long Playing records. Suitable for any kind of pick-up including latest high fidelity types. H.T. of 250 v. 20 mA. and L.T. 6.3 v. 1.5 a. available for supply of Radio Feeder Unit, etc. **ONLY 40 millivolts input required for full output.** Fully isolated chassis with baseplate. For A.C. mains 200-250 v. 50 cycles. Output for 2-3 ohm speaker. Complete kit of parts with point-to-point wiring diagrams and instructions. Only **£3/15/-**, carr. 3/6 or factory built 22/6 extra.



BRAND NEW B.S.R. MONARCH 3-SPEED MIXER AUTO-CHANGERS. With crystal pick-up and dual point sapphire styli for standard or long playing records. Plays ten 7in., 10in. or 12in. internormed. For A.C. mains 200-250 v. 50 c/c.s. Supplied in sealed cartons with template and operating instructions. **£7/15/-** plus 3/6 carr.

WALNUT VENEERED CABINETS. Designed for above record changers with provision for housing amplifier and speaker. Attractive design. Limited number. Brand new cartoned **£3/19/6**, carr. 7/6.

QUALITY AMPLIFIERS, 3-4 watt, specially designed for use with BSR changer and above cabinet. Latest miniature type valves used. Separate Bass and Treble Controls and Vol. Control with mains switch. For A.C. 200-250 v. mains. Ready for use, only **£3/19/6**, carr. 3/6.

P.M. SPEAKERS. Suitable for use with above equipment. Elliptical 7x4 ins. with 2-3 ohm speech coil, 18/9 ea.

COLLARO HIGH FIDELITY MAGNETIC PICK-UPS. Low impedance with matching trans., brand new, boxed at fraction of normal price. Only 3/1/-.

P.M. SPEAKERS. 2-3 ohm, 5in. Goodmans, 17/9, 6 1/2in. R.A., 15/9, 8in. Bala, 19/9, 10in. R.A., 26/8, 12in. Pleseey, 29/11.

THE SKY FOUR T.R.F. RECEIVER



A design of a 3-valve 200-250 v. A.C. Mains receiver with selenium rectifier. For inclusion in either of cabinets illustrated above. It employs valves 6X7, 8P61, 8P63, and is especially designed for simplicity in wiring. Sensitivity and quality is well up to standard. Point-to-Point wiring diagrams, instructions and parts list, 1/9. This receiver can be built for a maximum of **£4/19/6** including cabinet. Available in brown or cream bakelite, veneered walnut.

Radio Supply Co. (LEEDS) LTD.

32 THE CALLS. — LEEDS, 2.

Terms C.W.O. or C.O.D. No C.O.D. under £1. Postage 1/9 extra on all orders under £2, 2/9 extra under £5 unless carriage charge stated. Full Price List 6d. Trade List 5d. Open to Callers: 9 a.m. to 5.30 p.m. Saturday until 1 p.m.

L. WILKINSON (CROYDON) LTD.
 19 LANSDOWNE ROAD, CROYDON
 Phone : CRO. 0839. Telegrams : " WILCO," CROYDON
RELAYS P.O. TYPE 3000



BUILT TO YOUR SPECIFICATION
 QUICK DELIVERY
 KEEN PRICES
 CONTACTS UP TO 8 CHANGE OVER

METERS GUARANTEED

F.S.D.	Size	Type	Price
50 Microamp (scaled 0/100)	2 1/2 in.	MC/FR	70/-
100 " (scaled 0/1500 yds.)	2 1/2 in.	MC/FR	42/6
250 " (multirange scale)	3 1/2 in.	MC/FR	55/-
500 " "	2 in.	MC/FS	27/6
500 " (scaled 0/15 KV)	2 in. plug type	MC/FR	18/6
1 Milliamper	2 in.	MC/FR	17/6
1 " "	2 in. 5Q/87	Elliott MC/FS	27/6
1 " "	2 in.	MC/FS	10/6
5 " "	2 in.	MC/FR	12/6
30 " "	2 in.	MC/FS	10/6
50 " "	2 in.	MC/FR	12/6
100 " "	2 1/2 in.	MC/FR	12/6
200 " "	2 1/2 in.	MC/FR	12/6
250 " "	2 1/2 in.	MC/FR	12/6
500 " "	2 1/2 in.	MC/FR	12/6
1 Amp.	2 1/2 in.	MC/PR	17/6
20 " "	2 1/2 in.	MI/FR	25/-
30 " "	2 in.	MC/FS	18/6
50 " "	5 in.	MI/PR	60/-
50-0-50 Amp	2 in.	MC/FS	12/6
15 Volt	2 1/2 in.	MI/FR	15/6
20 " "	2 in.	MC/FS	10/6
40 " "	2 in.	MC/FS	10/6
300 " "	2 in.	MC/FS	10/6
300 " "	2 1/2 in.	MI/FR	25/-
300 " "	5 in.	MI/PR	60/-
2,000 " "	2 1/2 in.	ES/FR	40/-
3,500 " "	3 1/2 in.	MC/PR	21/-

RADIATION MONITORS. Various types, 1092C, 1092B, Airmec Rate-meter No. 1011B in case with Gamma probe, spare Geiger tubes, etc. The 64 Scaler. Further details on request.

WAFER SWITCHES. Miniature, 2 Pole 6 Way, 3 Pole 3 Way, Both 2/6 ea. Standard, 1 Pole 3 Way, 1 Pole 4 Way, Both 2/6; 2 Pole 4 Way 3/-; 1 Pole 11 Way, 2 Pole 6 Way, 4 Pole 3 Way, 6 Pole 2 Way, 6 Pole 3 Way, 3/6; 2 Pole 11 Way, 3 Pole 6 Way, 6 Pole 4 Way, 4/6; 8 Pole 6 Way, 10/- Ceramic Types, 1 Pole 3 Way 4/-; 2 Pole 12 Way, 10/6; 4 Pole 4 Way, 6/-; 12 Pole 3 Way, 15/- Post 0d.

CHARTBOARDS. Complete with pantograph arm, Perspex scale, projector head. Ideal as a drawing board 17in. square. Brand New, 25/- Post 3/-.

TERMINAL BLOCKS. 2 way No. 5C/430 fully protected, 4/- per doz., 50 for 15/-, 100 for 25/-, 3 way, 8/- doz., 30/- for 60. Post 1/6.

TRIMMING CONDENSERS. Air spaced miniature 1.5 to 8 pf., 1.5 to 20 pf., 2 to 32 pf., 20 pf. All at 1/- each or 9/- per doz. Post 1/-.

CONDENSERS, METALMITE. 350 vt. wkg., .001, .002, miniature 1/4 ea., 12/- doz.; .005, .01, .02, 1/2 ea., 10/- doz.; .05, 1/4 ea., 12/- doz.; 1, 1/8 ea., 13/8 doz.; .25 Metalpack, 1/10 ea., 16/- doz.; 1.0 Metalpack, 2/8 ea., 24/- doz. Post 1/-.

VERNIER DRIVES. Scaled 0-180 deg., ratio 38 to 1, diam. 3in., 10/6. Post 1/-.

ROOM THERMOSTAT. Adjustable between 45 and 75 deg. Far. 250 v. 10 amp. A.C. Ideal for greenhouses, etc., 35/- Post 2/-.

MOTOR. 12 v. D.C. 1 1/2 in. x 2 in. approx., 3,000 R.P.M., with speed regulator in end cap. A precision job, 12/6. Post 1/6.

GEARED MOTORS. 4 R.P.M. at 12 v., 8 R.P.M. at 24 v. Very powerful, supplied with a suppressor which can easily be removed. 35/- Post 2/6.

P.M. SPEAKERS. 10in. In portable case with flex and plug in own compartment, 50/- Cge. 5/-.

VENTAXIA FANS. 230/250 volts A.C., 6in. diam. blades, 130/- 12 volt D.C., 90/- Post 3/-.

GENALEX EXTRACTION FANS. 230/250 volt, 50 cv. Induction motor 1,350 r.p.m., 85 watts, 9in. blades, silent running, 28/15/- Cge. 7/6.

RATIO ARM UNITS. H. W. Sullivan. 600 ohms + 600 ohms, 50/- Post 2/-.

WHEATSTONE RESISTANCE BRIDGE. 1 to 10,000 ohms. Plug type. 25.

ELECTRO MAGNETIC COUNTERS

Post Office type 11A, counting up to 9,999, 2 to 6 volts D.C. 3 ohm coil, 12/6 each. Post 1/6. Many other types in stock.

ROTARY CONVERTERS. Input 24 volt D.C. Output 100 watts at 230 volt A.C., 150 watts at 200 volt A.C., 92/6. Also available in a metal case with switch, 105/- Cge. 7/6.

ROTARY CONVERTERS. Input 24 volt D.C. Output 150 watts at 230 v. A.C., 200 watts at 220 volts A.C., complete in wood case with 0/300 volt-meter, 4 position switch and voltage regulating resistance. 150/- Also available with 12 volt input, 170/- Cge. 10/-.

HEADPHONES. HIGH RESISTANCE. 4,000 ohms. Type CHR. New. 12/6 pair. Post 1/6.

HEADPHONES. Sound powered, with very sensitive balanced armature inserts. 12/6 pair. Post 1/6.

POTENTIOMETERS. Wire wound and Carbon. Full list available, e.g., 50KΩ 4 watt Colvern, 4/- ea., 42/- doz. Also large stocks of RESISTORS, Wire Wound Vitreous, and High Stability Carbon. Low prices.



RECHARGEABLE CELLS

hermetically sealed too!

DEAC
 PERMA-SEAL
 fully patented

DETAILS FROM SOLE CONCESSIONAIRES:
G. A. STANLEY PALMER LTD
 Maxwell House • Arundel Street • Strand • London • WC2
 Telephone: Temple Bar 1610

DISC, CYLINDRICAL & RECTANGULAR CELLS from 60 mAh to 20 Ah cap.

S. G. Brown

AUDIO AIDS

Headphones with individual volume control. Ideal for use with church and cinema deaf aid installations or for individuals with impaired hearing.

They provide the essential clarity of reception when listening to Radio and T.V.

Send for Brochure 'W' of all types available. If desired, advice is given on selection of type most suited to individual needs.

S. G. Brown provide Headphones and associated equipment for all known purposes.

S. G. Brown, Ltd.
 SHAKESPEARE STREET, WATFORD, HERTS.
 Telephone: Watford 7241

TAYLOR TUNNICLIFF

Makers of Porcelain Insulation

Low

Loss

Ceramics



ANOTHER BATCH OF THE FINEST
QUALITY CERAMIC INSULATORS . . .

A SERVICE WHICH TT HAVE DEVELOPED
AFTER YEARS OF CONTINUOUS EXHAUSTIVE
RESEARCH.

THESE TT INSULATORS PLAY AN
IMPORTANT ROLE IN ELECTRONIC
DEVELOPMENT.




TAYLOR TUNNICLIFF (REFRACTORIES) LTD.

ALBION WORKS • LONGTON • STOKE-ON-TRENT

Telephone: Longton 33071/2

London Office: 125 HIGH HOLBORN, LONDON, W.C.1. Tel. Holborn 1951/2



9th EDITION

of a comprehensive and reliable
guide for professionals and
amateurs **NOW READY**

WIRELESS SERVICING MANUAL

By **W. T. Cocking** M.I.E.E.

This is a new, carefully revised edition of the handbook known since 1936 as an invaluable, comprehensive guide for radio servicemen and others. Completely up to date, it deals in a lucid, practical way with the problems that arise in the repair, maintenance and adjustment of modern wireless receivers. All recent developments in receiving equipment have been incorporated, and the servicing of frequency-modulated v.h.f. receivers—a development of great importance to all servicemen—is thoroughly covered in a completely new chapter.

Published for "Wireless World"

8 $\frac{3}{4}$ " x 5 $\frac{1}{2}$ " 270pp. Over 100 diagrams.

17s. 6d. net BY POST 18s. 6d.

Obtainable from booksellers or from:—


Iliffe & Sons Limited • Dorset House • Stamford Street • London • S.E.1

Recognised as a standard work of reference

TYPES A1/1 & A1/X AUTOMATIC COIL WINDING MACHINES

These machines are
the most up to date
on the market.

We will be pleased to
send you illustrated
leaflets giving a full
technical specification
upon request.



KOLECTRIC LTD

73, UXBRIDGE ROAD, EALING, LONDON, W.5.

**EXECUTIVES REQUIRE
CRISP, CONCISE
REPORTS—DICTATE
THOSE DETAILS IN
YOUR CAR!
VALRADIO DC/AC
CONVERTERS
MAKE DICTATING
MACHINES AND
TAPE RECORDERS
MOBILE**

For use too with Record
Changers, Radiograms,
Electric Gramophones, Television
Receivers, and T.V. from country house
lighting plants. (Prices according to
instrument.)

INPUTS ENTRES ENTRADA:
6, 12, 24, 32, 50, 110 or 200/250 v.

OUTPUTS . SARTIES . CALIDAS
110 v. or 230 v. AC, 50 or 60 c/s., 30 to 300 w.

Prices DC/AC Converters:
From £8.16.0—for Small Motors
From £11.16.0—for Radiograms (including 3-speed Types).



Units complete ready for use. **VALRADIO.** Write for descriptive folder, WW/C. ACCEPTED AS THE STANDARD by RADIO MANUFACTURERS, the Trade and the Aircraft Industry.

Les rapports destinés aux chefs de service doivent être rédigés d'une façon bien concise—ditez-les donc dans votre voiture!
Les convertisseurs C.C./C.A. "VALRADIO" consentent la mobilité aux machines à dicter et aux enregistreurs sur bandes.
Ils peuvent également être utilisés pour changeurs de disques, appareils combinés, électrophones, téléviseurs etc., partant d'installations d'électricité particulières.

Las relaciones destinadas a los jefes tienen que redactarse de modo muy conciso—díctenlas en el coche!
Lo. inversores C.C./C.A. "VALRADIO" les prestan movilidad a las máquinas de dictar y a los grabadores de cinta.
También pueden utilizarse para cambiadores de discos, radio-combinados, gramófonos eléctricos, aparatos de televisión, etc., aprovechando las instalaciones eléctricas privadas.

Specialists in converts since 1937: **VALRADIO LIMITED.**
BROWELLS LANE • FELTHAM MIDD. X. (Phone: Feltham 4242/4837)
OVERSEAS ENQUIRIES TO:— DEMANDES D'OUTRE-MER A:—
TODA INFORMACION DE EXPORTACION HA DE PEDIRSE A:—
E.M.I. SUPPLIERS LTD HAYES MIDDLESEX ENGLAND.



FOR VALVES—GUARANTEED NEW AND BOXED

024	6/-	6F11	13/-
1A3	6/-	6F13	14/-
1A5GT	6/6	6F15	14/-
105GT	9/8	6G6G	4/-
1H5GT	10/6	6H6	3/6
1L4	8/6	6J56GT	5/-
1LD5	6/9	6J5M	6/6
1N5	10/6	6J6	7/6
1R5	8/-	6J7G	6/6
1R5	7/6	6K9GT	7/-
1T4	7/6	6K7GT	5/9
1U5	8/-	6K7	6/9
2X2	4/-	6K8G	6/9
3A4	7/-	6K9GT	9/6
3A4	9/6	6L6G	9/-
3B5	10/-	6L7M	7/6
3D8	5/6	6N7	7/-
3S4	8/6	6Q7GT	9/-
3V4	8/6	6SA7GT	8/-
4D1	3/-	6S6T	7/6
4E2	8/-	6S7	6/-
5B4G	9/6	6S7GT	8/-
5D4G	8/6	6S7	8/6
5Y3GT	8/6	6S7	8/-
5Z3	8/6	6S7	8/-
5Z4G	8/9	6S7	9/3
6A8GT	10/6	6S8T	8/-
6B7	6/6	6U4GT	15/-
6A5	6/6	6U5G	8/6
6A5	8/6	6U7G	9/-
6A15	7/-	6V6GT	7/6
6A15	5/-	6X4	8/-
6A19	7/6	6X5GT	7/9
6A25	8/-	7B6	8/6
6A7S	8/9	7B7	9/-
6B4	5/-	7C5	8/6
6B8	4/-	7C8	9/-
6BA6	8/-	7E7	8/6
6BE6	8/-	7G7	8/-
6B9	8/6	7E7	8/6
6C4	7/6	7E7	8/-
6C5GT	7/6	7Y4	8/6
6C8	6/6	75	10/6
6C9	10/6	77	8/-
6C8	9/-	8E	8/6
6D3	7/6	807	8/6
6D8	7/3	8D2	3/9
6F6G	7/6	9D2	3/9
6F6M	8/6	9001	5/6

8003	5/6	EF41	11/6	QP21	7/6
9004	5/6	EF42	13/6	RF19	13/6
9006	6/-	EF80	10/-	RF22	6/9
954	12/-	EP83	13/6	RF220	6/9
955	4/9	EP89	13/6	U10	9/-
956	3/6	EL2	12/6	U22	8/-
10C2	12/6	EL35	7/6	U403	10/-
10F1	12/6	EL41	11/6	UAF42	12/6
10F3	11/6	EL84	12/-	UB41	8/-
10P13	11/6	EL91	5/-	UBC41	11/-
12A6	6/9	EM34	11/6	UCH42	11/-
12A7	9/6	EM30	11/-	UF41	11/6
12A7	9/6	EY51	13/6	UL41	11/6
12A7	9/6	EZ40	10/-	UY41	10/6
12A7	10/-	EZ41	11/-	VE21	3/-
12B6	10/-	EZ90	10/6	VE53	6/6
12B6	5/-	EL148	2/-	VE54	2/-
12B6	5/-	EY91	7/-	VE56	7/6
12B7	9/6	FW4/500	10/-	VE57	8/-
12K7	9/6	GZ32	12/6	VE63	8/6
12K8	11/-	H30	5/-	VR85A	3/3
12Q7	9/6	H2	5/6	VR86	3/9
12SC7	2/6	HL320	4/-	VR91	5/6
12S7	7/8	HE23DD	8/-	VR91SYL	7/6
12S7	5/6	IC2	9/6	VR92	2/-
12S7	8/6	IN5	10/6	VR105/90	7/6
12S7	6/6	KL35	8/6	VR119	4/-
12S7	7/6	KT2	5/-	VR118	4/-
12S7	10/6	KT2	5/-	VR136	7/6
12S7	10/6	KT2	5/-	VR137	5/6
12S7	10/6	KT2	5/-	VR150/30	8/-
12S7	10/6	KT2	5/-	VS70	3/-
12S7	10/6	KT2	5/-	VT52	8/-
12S7	10/6	KT2	5/-	VT501	6/-
12S7	10/6	KT2	5/-	VD39	8/9
12S7	10/6	KT2	5/-	VD4	9/-
12S7	10/6	KT2	5/-	VD11	3/6
12S7	10/6	KT2	5/-	VD120A	3/-
12S7	10/6	KT2	5/-	W77	8/6
12S7	10/6	KT2	5/-	X61	8/-
12S7	10/6	KT2	5/-	X65	10/6
12S7	10/6	KT2	5/-	X68	11/6
12S7	10/6	KT2	5/-	X63	9/6
12S7	10/6	KT2	5/-	EBW7	9/6
12S7	10/6	KT2	5/-	EY36	13/6
12S7	10/6	KT2	5/-	6C8	5/6
12S7	10/6	KT2	5/-	PX25	13/6
12S7	10/6	KT2	5/-	DM70	11/6
12S7	10/6	KT2	5/-	HA4101	7/-
12S7	10/6	KT2	5/-	LP17	11/6
12S7	10/6	KT2	5/-	EC91	9/6

Packing and postage 8d. per valve.

ALPHA 3-VALVE T.R.F. KIT

★ Easy to build. ★ Valves 6J7, 6K7, 6V6GT plus metal rectifier. Full instructions, point to point wiring diagram. Price £5/10/- each.

Circuit diagram and full shopping list 1/-. All components may be purchased separately.

★ Walnut finished cabinet.



MAINS TRANSFORMERS

3-way mounting type

MT1
Primary: 200-220-240 v.
Secondary: 250-0-250 v., 80 M/A 0-6.3 v. 4 amp. 0-4 v. 2 amp. Both tapped at 4 v., each 17/6

MT2
Primary: 200-220-240 v.
Secondary: 350-0-350 v., 80 M/A 0-6.3 v. 4 amp. 0-5 v. 2 amp. Both tapped at 4 v., each 17/6

MT3
Primary: 200-220-240 v.
Secondary: 30 v. 2 amps.
Taps at 3 v., 4 v., 6 v., 8 v., 9 v., 10 v., 15 v., 18 v., 20 v., 24 v., each 17/6

2/- packing & post on above transformers.

CRT ISOLATION TRANSFORMERS

NR9A 2 volt; NR9B 4 Volt; NR9C 6.3 v. NR9D 10.8 v. NR9E 13.3 v. Price 10/6 each, all for use on receivers with own transformer.

NR14 Input 230/240 v., output 2-21-21-21-3 volts at 2 amps. 17/6 each.

NR12 Input 220/240 v. Multi output 0-2-4-6-3-7-3-10-13 volts. 25% and 50% BOOST. 21/- each.

NR15 Input 220/240 v. Output 6.3 v. with 25% and 60% BOOST. Price 17/6 each.

AMERICAN INDICATOR UNIT TYPE BC929A



Brand new, incorporating 3in. tube 3BP1, with mu-metal shield, two 6SN7GT, two 6H6GT, 6X5G, 2X2, 6G6G, nine potentiometers, 24 v. aerial switch motor, transformer, and a host of small components. The whole unit, which measures only 8 1/2 in. x 8 1/2 in. x 1 3/4 in. is brand new, enclosed in black lacquer box, and can be supplied at price 65/-, plus 5/- postage and packing.

TRANSFORMERS, ETC.

HEATER TRANSFORMERS

230 v. Input 2 volt 5 amp., each 4/6

230 v. Input 2 volt 3.0 amp., each 7/9

230 v. Input 4 volt 1.5 amp., each 5/-

230 v. Input 4 volt 3.0 amp., each 10/-

230 v. Input 5 volt 2.0 amp., each 10/-

230 v. Input 6.3 volt, 5 amp., each 5/-

230 v. Input 6.3 volt 1.5 amp., each 9/-

230 v. Input 6.3 volt 3.0 amp., each 9/6

230 v. Input 12 volt, 7.5 amp., each 5/-

230 v. Input 6.3 volt 1.5 amp. and 5 volt 2 amp., each 14/3

CHOKES

20H, 250 ohms, 60 M/A. Clamp construction, each 6/-

10H, 200 ohms, 90 M/A. Clamp construction, each 9/3

10H, 200 ohms, 150 M/A. Clamp construction, each 13/-

10H, 300 ohms, 40 M/A. Midget Clamp construction, each 5/3

TRANSFORMERS FOR BATTERY CHARGERS

230 v. Input Tapped 6-12 v. 1 amp., ea. 13/6

230 v. Input Tapped 6-12 v. 3 amp. (Both with tap on Primary for 2.5 v. Pilot light), each 18/-

HEATER AUTO TRANSFORMERS

Designed to adapt common low tension voltages 4 v., 5 v., 6.3 v. at 3 amps, centre tapped and interchangeable, each 7/9

WIRED WOUND CONTROLS
By Colvern, etc., all with 1/2 in. spindle.
5 ohms, 100 ohms, 200 ohms, 250 ohms, 500 ohms, 1K ohms, 5K ohms, 10K ohms, 20K ohms, 25K ohms and 50K ohms. All 2/6 each.

G.E.G. CABINET LOUDSPEAKERS, Cat. No. BC1955
8in. P.M. moving coil loudspeaker unit, 2/4 ohms with volume control in very attractive cabinet. Price 52/6 each, post 2/6.

A NEW ALPHA KIT FOR YOU TO BUILD

Suitcase Portable, AC/DC Mains/Battery Receiver, 4 valves (latest types), 2 wave-band Superhet in an attractive lizard grey case size 8 1/2" x 8 1/2" x 4 1/2". Full kit of parts down to last nut and bolt. **£9.9.0**

Or if you prefer you can build the battery version first for **£27.17.6** and add the mains components later. Post extra on kit 2/6.



CONDENSERS

BEC 100 MFD 25 v. 1/9

BEC 500 MFD 12 v. 1/9

TCC 25 MFD 25 v. 1/3

DUBILIER 100 MFD 12 v. 1/9

BEC 50 MFD 50 v. 2/-

TCC 25 MFD 50 v. 1/9

TCC 50 MFD 25 v. 1/9

TCC 250 MFD 12 v. 1/6

BEC 250 MFD 25 v. 1/6

BEC 12 MFD 50 v. 1/6

TCC 50 MFD 12 v. 1/9

BEC 350-250 MFD 6 v. 1/9

DUBILIER 50-12 MFD 12 v. 1/9

OUTPUT TRANSFORMERS

Multi Ratio Type, each 6/6

Midget for 384 Output, each 4/6

Standard 5,000 ohms, each 4/6

Standard 10,000 ohms, each 4/6

Igramic Jack Plugs, each 2/3

Bell Lee 7-pin Plug and Socket, each 1/6

CHARGER RECTIFIERS—All Full Wave

12 volt 1 amp., each 5/3

12 volt 2 amp., each 8/6

12 volt 3 amp., each 13/6

VOLUME CONTROLS

Type with Single Pole Switch.
5K ohms; 10K ohms; 20K ohms; 50K ohms; 100K ohms; 1 meg.; 1 meg.; 2 meg. All 3/6 each.

DUAL VOLUME CONTROL

With Double Pole Switch 500K ohms and 500K ohms. Price 6/9 each.

CHASSIS . . . Aluminium Undrilled with Reinforced Corners.

Available in the following sizes:

4in. x 4in. x 2 1/2in., each	4/6	12in. x 8in. x 2 1/2in., each	8/6
8in. x 6in. x 2 1/2in., each	6/3	14in. x 3in. x 2 1/2in., each	6/-
10in. x 7in. x 2 1/2in., each	7/3	14in. x 9in. x 2 1/2in., each	12/-
12in. x 3in. x 2 1/2in., each	5/9	16in. x 6in. x 2 1/2in., each	8/6
12in. x 5in. x 2 1/2in., each	6/9	16in. x 10in. x 2 1/2in., ea.	14/-



All are four-sided—ideal for radio receivers—amplifiers—power packs, etc.

TYANA SOLDERING IRON

Lightweight 40 watt iron, with easily replaceable elements and bits. 200/250 v., price 16/9 each.

TRANSFORMER MT6

Small mains transformer suitable for TV converters, etc. Primary 230 v. Secondary 250 v. 40 M/A and 6.3 v., 1.5A. Price 15/6 each. Postage 1/6.

PURETONE TAPE

1,200ft. Reels, Plastic Spool. 17/6 each.

WHEN ORDERING PLEASE QUOTE DEPT W.W.

ALPHA
RADIO SUPPLY CO.

5/6 VINCES CHAMBERS
VICTORIA SQUARE
LEEDS 1.

TERMS: Cash with order or C.O.D. Postage and Packing charges extra, as follows: Orders value 10/- add 9d.; 20/- add 1/-; 40/- add 1/6; £5 add 2/-; less otherwise stated. Minimum C.O.D. fee and postage 2/3.

MAIL ORDER ONLY



Spectone

HIGH FIDELITY

**TAPE
REPRODUCERS**



The Choice of **P&O**

for their passenger liners **IBERIA** and **ARCADIA**

Spectone

The Living Truth
in Sound

The magnetic tape reproducing equipment installed in these luxury liners was selected after due consideration was given to the outstanding specification and performance. Write for full technical specifications of single channel and stereophonic reproducers, amplifiers and pre-amplifiers.

SPECTO LTD. Vale Rd Windsor



(REGD. TRADE MARK)

PRECISION HI-FIDELITY MAGNETIC SOUND HEADS

HALF TRACK HEADS AVAILABLE:

- Model 5RP Record/Play Head £3 5 0
 - Model 6RP Super Fidelity Record/Play Heads..... £3 15 0
 - Model 5R Record Head
(Used in conjunction with 6RP head) £3 5 0
 - Model 5E Erase Head £3 5 0
 - Commercial "friction" type mounting stems..... 4/- extra
- Standard Heads—High Impedance, Low Impedance
Heads and Special Heads made to order.

SCREENING CANS:

- All Mumetal 8/6 each
 - Composite (Steel/Mumetal) 4/6 each
- We specialise—that is why deck manufacturers standardise our heads.

STEREOPHONIC HEADS:

Suitable for use with the new Stereosonic pre-recorded magnetic tapes. Price £14/10/- each.


Model 5 range of desks to take 7in., 9 $\frac{3}{8}$ in. or 10 $\frac{1}{2}$ in. Reels. Push-button control—three heads—two speeds—three motors

Write for details. Private or Trade supplied.

BRADMATIC LIMITED

Station Road, Aston, Birmingham 6

Telephone: East 2881-2. Telegrams: Bradmatic, Birmingham.



MODEL 'N'

DIAMETER OF COIL 10" · LENGTH OF COIL 12"
WIRE GAUGES 10 TO 30 S.W.G PRICE £150

**AUTOMATIC AND HAND
COIL WINDING MACHINES**
ETA TOOL CO. (LEICESTER) LTD
DEPARTMENT NO. 1
29A WELFORD ROAD, LEICESTER. Phone : 5386

C.R.T. ISOLATION TRANSFORMERS

For Cathode Ray Tubes having Heater/Cathode short circuit or for C.R. Tubes with falling emission.

Type A. Low leakage windings. Ratio 1:1.25 giving a 25% boost on Secondary.

2 volt	10/6 each	With Tag
4 volt	10/6 each	Panel and
6.3 volt	10/6 each	Solder Tags
10.8 volt	10/6 each	
15.3 volt	10/6 each	

DiHo with mains primaries 12/6 each.

Type B. Mains input 220/240 volts. Low Capacity. Multi Output 2, 4, 6.3, 7.5, 10 and 13 volts. Input has two taps which increase output volts by 25% and 50% respectively. This transformer is suitable for all Cathode Ray Tubes. With Tag Panel 21/- each.

Type C. Low capacity wound transformer for use with 2 C.R. Tubes with falling emission. Input 220/240 volts. Output 2-3/-, 2-3/-, 2-3/- volts at 2 amps. With Tag Panel 17/6 each.

All Isolation Transformers are individually boxed, labelled and clearly marked with relevant data.

NOTE—It is essential to use mains primary types with T.V. receivers having series connected heaters.

RESISTORS. All values. 10 ohms to 10 meg., 1/4 w., 4d.; 1/2 w., 6d.; 1 w., 9d.; 2 w., 1/-.

HIGH STABILITY. 1/4 w., 1%, 2/-.

All preferred values 100 ohms to 10 meg.

5 watt	WIRE-WOUND RESISTORS	1/6
10 watt	25 ohms—10,000 ohms	1/3
15 watt		2/-
15,000 ohms—50,000 ohms, 5 w., 1/8; 10 w.,		2/3

WIRE-WOUND POTTS, 3 WATT LAB. COLVERN ETC. Pre-set Min. T.V. Type Standard Size: Pots, 2 1/2in. Knurled Slotted Knob. Spindle High Grade. All All. K values 25 ohms to 30 Values, 100 ohms to 50 K., K. 3/- ea. 50 K., 4/- 5/6; 100K., 6/6.

D/10 Carbon Track 50 K. W/W EXT. SPEAKER CONTROL 100 3/3.

O/P TRANSFORMERS. Heavy Duty 50 mA., 4/6. Multi-ratio, push pull, 6/6. Tapped small pentode, 3/6. Hygrade Push Pull 7 wts., 15/6.

L.F. CHOKES 1510 H. 80/65 mA., 5/-; 25/20 H. 100/120 mA., 11/6; 20/15 H. 120/150 mA., 12/6; 5 H. 250 mA., 15/-.

MAINS TRANS. 350-0-350, 80 mA., 6.3 v. tapped 4 v., 4 v., 5 v. tapped 4 v., 2 a., ditto 250-0-250 80 mA., etc., 21/-.

I.F. TRANSFORMERS. 465 kc. Pye Radio, midget size. 2 1/2in. x 1 1/2in. x 1 1/2in., 7/6 pr. With data sheet.

HEATER TRANS. Tapped 200/250 v. 6.3 v. 1 1/2 amp., 7/6.

COPPER PLATED AERIAL RODS. 1/2 x 12in. push fittings, 3/- 4d.

ALADDIN FORMERS and cores. 1in., 8d.; 1 1/2in., 10d. 1in. FORMERS with Can. and Core. 1in. sq. x 1 1/2in. and 1 1/2in. sq. x 2 1/2in., 2/- ea.

GYLOW MOTION DRIVES. Epicyclic ratio 6:1, 2/3.

TYANA. Midget Soldering Iron. 200/220 v. or 230/250 v., 14/1.

SOLON MIDGET IRON. 25 w., 24/-.

MIKE TRANS. Ratio 50:1 3/9 ea., new and boxed.

MAINS DROPPERS. 3 x 1 1/2in. Three Adj. Sliders, 3 amp. 750 ohms, 4/3. 2 amp., 1,000 ohms, 4/3.

LINE CORD. 3 amp., 60 ohms, per foot, 2 s. amp., 100 ohms per foot, 2 way 6d., per foot, 3 way 7d., per foot.

CRYSTAL MIKE INSERT. By Acos, precision engineered. Size only 1 1/2 x 3/16in. Bargain Price, 6/6. No transformer required.

LOUDSPEAKERS P.M. 3 OHM.

5in. R.A., 17/6.	7in. x 4in. Goodmans, 21/-
6 1/2in. Goodmans, 18/6.	8in. Elac, 22/6.
6 1/2in. ditto w/Trans., 21/-.	10in. R.A., 30/-
	2 1/2in. Plessey, 30/6.

8in. M.E. 2.5 k. or 2 k. field, tapped O.P. transf., 24/6.

CRYSTAL DIODE. G.E.C., 2/-, GEX34 4/-.

CRYSTAL SET CONSTRUCTION, 1/-.

40 CIRCUITS USING GERMANIUM DIODES, 3/-.

H.R. HEADPHONES, 4,000 ohms. Brand new, 17/6 pr.

SWITCH CLEANER Fluid, squirt spout, 3/6 tin.

TWIN GANG TUNING CONDENSERS. .0005 mfd. midget with trimmers 8/6; 375 pf. midget less trimmers 6/6; .0005 Standard size with trimmers and feet 9/-; less trimmers 8/-; ditto, soiled, 2/6. Cosor 3-rang 500pf., 7/6.

PURETONE RECORDING TAPE

1,200ft. on standard fitting 7" Plastic reels. Brand new boxed 17/6

Spools 5" metal 1/6, 7" plastic 4/3

VALVE HOLDERS. Pax int. Oct. 4d., EF50, EA50; 6d. B12A, CRT, 1/3. Eng. and Amer. 4, 5, 6, 7 and 9 pin. 1-MOULDED Mazda and Int. Oct. 6d. BTG, BAA, B80, B9A-80, BTG with can 1/6, VCR97 2/6. B9A with can, 1/6. CRYSTAL. EF50, BTG, Int. Oct. 3/1. BTG with can, 1/6. SPEAKER FRET. Women Plastic TYGAN. Walnut tone. 12in. wide, 2/- per foot. Expanded metal, gold, 9 1/2in. x 12in., 2/- per piece. Silver 15 1/2in. x 9 1/2in., 2/-.

WEAVECHANGE SWITCHES.

2 p. 2-way, 3 p. 2-way, short spindle	2/6
2 p. 4-way, 2 waf. long spindle	6/6
2 p. 6-way, 4 p. 2-way, 4 p. 3-way, long spindle	3/6
3 p. 4-way, 1 p. 12-way, long spindle	3/6

KNOBBS. GOLD ENGRAVED. Walnut or Ivory. 1 1/2in. diam., 1/6 each. "Foons" "Contrast" "Brilliance" "Brilliance—On/Off" "On-Off" "Volume," "Vol-On-Off" "Tone," "Tuning," "Trebble," "Bass," "Weavechange," "Radio Gram," "S.M.L. Gram," "Record-Play," "Brightness" Ditto, not engrav., 1/-



ALL WAVE RADIOGRAM CHASSIS

THREE WAVEBANDS FIVE VALVES

S. W. 16 m.—50 m. LATEST MULLARD

M. W. 200 m.—550 m. ECH42, EF41, EBC41

L. W. 800 m.—2,000 m. EL41, EZ40

12 month Guarantee A.C. 200/250 v. 4-way switch

Short-Medium-Long-Gram. A.V.C. and Negative feedback. 4.2 watts. Chassis 1 1/2in. x 5 1/2in. x 2 1/2in. Glass Dial 10 x 4 1/2in., horizontal or vertical available. 2 Pilot Lamps. Four Knobs, Walnut or Ivory, silvered and calibrated. Chassis isolated from mains.

BRAND NEW £10.10 Carr. 6/6.


Matched 3-ohm speakers 8" 19/6, 10" 25/-

RECOMMENDED FOR ABOVE CHASSIS

★ **R.C.S. SCOOP** ★

Collaro Autochanger RC531 for 78 R.P.M. 10in. and 12in. Records. Brand new in maker's boxes! High impedance, lightweight pickup with sapphire needle, will match any amplifier or radio. **£5.19.6**

Less than half price. Carr. 5/6.



BARGAIN £7.19.6

Brand new Plessey 3-speed Autochanger Mixed Unit for 7, 10 and 12 in. Records. Twin Hi-Fi Xtal Head with Duopoint sapphire stylus. Plays 4,000 records. Sprung mounting. Baseboard required 1 1/2in. x 1 1/2in. Height 3 1/2in. Depth 2in. Super Quality. Post free. A.C. 200/250 v.

Walnut Veneered Desk cut out ready for Plessey, only sold complete with Changer 10/6 extra.

B.S.R. MONARCH. 3-speed Motor and Turntable with selecting switch for 33, 45, and 78 r.p.m. records. 100-120 v. and 200-250 v. A.C. 50 cps. Also B.S.R. MONARCH Lightweight Pick-up with Acos Xtal turnover head, separate Sapphire stylus for L.P. and Standard records. SPECIAL OFFER, THE TWO 24/15/6, post 2/6.

AMPLION. 3-speed Single Record unit with Acos 37 Turnover Head, each Sapphire Stylus plays 2,000 records. Starting Switch Automatically places Pick-up on records 7in., 10in. or 12in. Auto Stop. Baseplate 12 x 9 1/2in. Height 2 1/2in. Depth 1 1/2in. Price 27/15/6, post free.

Teletron Band III Converter

For London, Midland and Northern Transmissions

Suitable for all T.V. makes. T.R.F. or Superhet.

Ready wound coils, two EF80 valves, all components, punched chassis, circuit diagram, wiring plans. COMPLETE KIT for mains operation 200-250 v. A.C. £3/10/-.

AS ABOVE LESS POWER PACK. Requires 200 v. 20 mA. H.T. 6.3 v. 6a. L.T. £2/5/-.

Mains transformer to above Spec. ... 10/6

Mfn. Westinghouse Rect., ditto ... 8/6

Punched and drilled chassis ... 3/9

Larger chassis for Mains Model ... 15/-

Teletron Coilset with plans ... 6/6

BBC/ITA Crossover Unit ... 7/6

Variable Attenuator ... 6/-

Full plans and circuit details ... 6d.

T.V. PRE-AMP. (McMICHAEL).

Will amplify output of your Band 3 Converter. Tuneable Channels 1 to 5. Midget size. High gain triode model. B.V.A. Valve. Full instructions supplied. READY FOR USE. (H.T. 200V., L.T. 6.3V., 3 amp. required.) PRICE 25/- each. BRAND NEW. SPECIAL MAINS POWER PACK for above, 25/- extra.

Volume Controls 80 ohm CABLE COAXIAL

Long spindles. Guaranteed 1 year. All values 10,000 ohms to 2 Meg. No Sw. 3 P.S.W. D.F.S.W.

EXT. 3P/ 4/ 4/9	Losses cut 50% ... 9d. yd.
EXT. SPKR. TYPE 3/	STANDARD 1in. Coaxial 8d. yd.
COAXIAL PLUGS 1/-	DOUBLE SOCKET 1/3
SOCKETS 1/-	OUTLET BOXES 4/6

T.V. AERIALS

Band 3 Dipole indoor, 6/6. Band 3 Twigs, 7/6 pr.

BALANCED TWIN FEEDER per yd. 6d. 80 or 300 Ω.

TWIN SCREENED BALANCED FEEDER 1/ yd. 80 ohms.

TRIMMERS, Ceramic, 50, 50, 70 pf., 9d. 100 pf., 150 pf., 1/3. 250 pf., 1/6. 600 pf., 750 pf., 1/3.

ALUMINIUM CHASSIS. 18 s.w.g. Plain, undrilled, with 4 sides, riveted corners and lattice fixing holes, with 2 1/2in. sides. 7 1/2in. x 4 1/2in.; 8 1/2in. x 5 1/2in.; 9 1/2in. x 6 1/2in.; 10 1/2in. x 7 1/2in.; 11 1/2in. x 8 1/2in.; 12 1/2in. x 9 1/2in.; 13 1/2in. x 10 1/2in.; 14 1/2in. x 11 1/2in.; 15 1/2in. x 12 1/2in.

CHROMIUM PEN TORCHES with battery and bulb, 2/6.

BLACK CRACKLE PAINT. Air drying. 3/- tin.

P.V.C. CONN. WIRE, 40 colours, single or stranded 2d. yd.

6in. RADIO SCREWDRIVERS, 4/4 each.

NEON MAINS TESTER SCREWDRIVES, 5/6.

VCR97 TESTED FULL PICTURE £2

MULTICOE SOLDER 60/40. 18 s.w.g., 3d., 16 s.w.g., 4d. yard, 1lb. 2/6.

SEMI-GRID RECTIFIERS. E.H.T. TYPE FLY-BACK VOLTAGES. K325 2 kV., 4/3; K340 3.3 kV., 6/-; K345, 3.6 kV., 6/6; K350 4 kV., 7/3; K3/100 8 kV., 12/6; MAINS TYPE, RM1, 125 v.; 60 mA., 4/-; RM2, 100 mA., 4/9; RM3, 120 mA., 5/9; RM4, 250 v. 275 mA., 16/-; G.E.C. Neon Osgilim, B.B.C., 2/6.

COILS Weartite, "P" type, 3/- each. Osamor Midget "Q" type adj. dust core, 4/- each. All ranges.

TELETRON L. & Med. with re-action, 3/6.

H.F. GOKES, iron cored, 14 M.H., 3/- each.

F.M. TUNER COIL KIT 22/6. H.F. coil Aerial Coil, Oscillator Coil, two I.F. Transformers 10.7 Mc/s. Detector transformer and heater choke. With circuit.

CONDENSERS. New stock. .001 mfd. 7 kV. T.C.O. 5/6. Ditto 20 kV., 9/6; 100 pf. to 500 pf. Micaf. 6d.; Tubular 500 v. .001 to .01 mfd., 9d.; .05 1 1/2/-; .25 1/6; 5 1/8; 1/850 v., 9d.; 1/800 v. 1/3.

NEW ELECTROLYTICS. FAMOUS MAKES.

TUBULAR	TUBULAR	CAN TYPES
1/275 v. ... 2/-	100/25 v. ... 3/-	8+16/450 v. 5/-
2/450 v. ... 2/3	8+8/500 v. 4/6	1+16/500 v. 6/-
4/450 v. ... 2/-	16+16/500 v. 5/6	19+24/350 v. 4/6
8/450 v. ... 2/3	CAN TYPES	32+32/350 v. 4/6
8/500 v. ... 2/9	Clips ... 3d.	32+12/450 v. 6/6
16/450 v. ... 3/6	16/450 v. ... 3/6	64+120/275 v. 7/6
16/500 v. ... 4/-	32/350 v. ... 4/-	64+120/350v. 11/6
32/350 v. ... 5/6	64/350 v. ... 5/6	100+200/275 v. 10/6
32/25 v. ... 1/8	100/275 v. ... 5/6	100+200/275 v. 10/6
50/25 v. ... 2/9	250/350 v. ... 5/6	1,000+1,000/6 v. 6/6
50/50 v. ... 2/9	500/12 v. ... 5/6	

FULL WAVE BRIDGE SELENIUM RECTIFIERS. 2, 6 or 12 v. 1 1/2 amp., 8/9; 2 a., 11/3; 4 a., 17/6.

CHARGER TRANSFORMERS. Tapped input 200/250 v. for charging at 2, 6 or 12 v., 1 1/2 amp., 13/6; 4 amp., 21/-.

ALL BERNARDS books in stock.

VALVE MANUALS I & II, 5/- ea. part.

VALVE and TV TUBE equivalent's book, 5/-.

ACID HYDROMETER. New Ex Gok. Unbreakable. Packed in metal case 7 x 1 1/2in. dia., 4/6.

TOGGLE SWITCHES. S.P.D.T. ... each 1/-

NUTS, BOLTS and WASHERS ... per packet 1/-

12 of each, 2, 4 or 6BA ... per packet 1/-

VALVES

A SMALL SELECTION FROM OUR STOCKS		New & Guaranteed	
All Boxed	1/6	1/6	1/6
8/6	5/6	EA50	6/6
1R5	6B8	954	6A15
1T4	9D2	2/6	6J5
185	EF90	2/6	6K6
384	Equip.	EL148	6K7G
8V4	6P1	EB34	EB91
6AM6	8P41	3/6	HV22
6AT6	EF92	3D6	(near)
		6H6M	ECH42
6J7	7/6	7/6	EF41
6K8	6BT8	6V6G	EP80
6SL7	6W6	6X4	EL41
6V6	6P6	6X5	EZ40
6BC3	6K7G	807	KT33C
EF50	6K7M	EF39	MU14
		6X4	PL81
		12K8, 12Q7, 12K7, 35L6, 35Z4	PY81
		EF91	VF23
		Special Price — 3/76 — The Set	Y79

5/6 BRAND NEW 2/6

SUB-MINIATURE VALVES.—WIRE ENDS—EX-DEAF AID APPARATUS R.F. PENTODES. .695V FILL TYPES DP70 AND CK505AX.


We have no connection with any other firm. Please address all Mail Orders correctly as below.

RADIO COMPONENT SPECIALISTS 307 WHITEHORSE RD., WEST CROYDON

OPEN ALL DAY—(Wed. 1 p.m.) 10-page list S.A.E. P. & P. 11/- £2 orders post free C.O.D. Service 11/6

TEL. THO 1665. Buses 133 or 68 pass door. S.R. Stn Selhurst. 48-hour postal Service.

*Pre-assembled for
strength—
convenience—
ECONOMY*



Light, robust as all Wolsseys, with riveted construction and "flooded" junction box, this new 5-element array offers advantages you have never enjoyed. Your wholesaler has stocks.

JY5W. 50/-
WALL MOUNTED

JY5MA for attachment to existing installations, with swan-neck arm. **50/-**
JY5 chimney lashed . . . **65/-**

WOLSEY


Pacemakers to the Aerial Industry
WOLSEY TELEVISION LTD.

(Electronics Division, Gas Purification & Chemical Co. Ltd.)

W21

BK

*SPECIALISED
LOUDSPEAKER
ENCLOSURES*



Send for details of the new range of enclosures including the **Goodmans Acoustical Resistance Unit**

Available from us "High Fidelity"—the Why and How for amateurs. By G. A. Briggs, 12/6. Published by Wharfedale.

H.P. Terms Available
B. K. PARTNERS LTD.

Hear them for yourself at

Demonstrations

Daily 10.30 a.m.—5.30 p.m.

Saturday 10.30 a.m.—12.30 p.m.

229 REGENT ST., LONDON, W.1.

(ENTRANCE HANOVER ST.).

Telephone : REG 7363



Quartz Crystals of any shape and size cut and ground precisely to specification and coated, if required, with Gold, Silver or Aluminium, etc.

BROOKES CRYSTALS LTD

Suppliers to Ministry of Supply, Home Office, B.B.C., etc.

181/3 TRAFALGAR ROAD, GREENWICH, LONDON, S.E.10

Phone : Greenwich 1828

Grams : Xtals, Green, London.

Cables : Xtals, London

G.W. SMITH & CO (RADIO) LIMITED

Phone: GERRARD 8204/9155
Cables: SMITHEX LESQUARE
3-34 LISLE STREET, LONDON, W.C.2

TRADE ENQUIRIES
INVITED

FOR ALL RADIO BARGAINS

WE PURCHASE ALL TYPES OF
RECEIVERS AND TEST GEAR

SPARES FOR AR.83 RECEIVERS. Gearing tuning drives. Brand new and boxed, 10/6 each. Ceramic switch assemblies, 6 bank, brand new and boxed, 17/6.

CRYSTAL MIKE INSERTS. 4/6 each.

COPPER AERIAL WIRE. Approx. 300ft. reel bare copper wire, 3/6 reel.

POST OFFICE RACKS. Standard 19in. "U" channel type, 5ft. 59/6 each.

FIELD TELEPHONES. Type DON Mk. 5. These are ideal for inter office or house communication. Supplied complete with handset, buzzer, bell, etc., and two 1.5 v. cells ready to operate, 39/6 each.

TRANSFORMER BARGAIN. Admiralty pattern. Primary 230 volt 50 cycle. Two separate secondary windings each 14 volt C.T. 12 amps. This will give 7, 14, 21 or 28 bolts 12 amps. Brand new, 42/6 each.

G.E.C. STARTER RELAYS. 12 volt. Brand new, 4/6 each.

THERMAL CUT-OUTS. Brand new Belling Lee type, 24 v. operation with reset, 3/6 each.

AMERICAN PANORAMIC ADAPTORS. Brand new and boxed. Sweep frequency 200 kc/s. For use with receivers using 455/475 kc/s I.F. transformers Operates from 110/230 volt 50 cycle. Price £30 each.

EDDYSTONE 12 VOLT POWER UNITS. Input 12 volt D.C. Output 180 volt 65 ma. Housed in grey metal case complete with all smoothing, 19/6 each.

FREQUENCY METERS. For 230 volt, 50 cycle. 5in. scale calibrated 45-55 cycles. Perfect condition, £5/10/- each.

MARCONI CRYSTAL CALIBRATORS. Frequency coverage 170-240 mc/s. Directly calibrated, accuracy .001%. Supplied brand new and boxed, complete with spare set of 5 valves and 5 mc/s crystal, £5/19/6 each.

PHOTO ELECTRIC CELLS. Type VA.16. Brand new and boxed, 8/6 each. Amplifier chassis for cell, less valves (EF50 and 6V6), 4/6 each.

VARIAC TRANSFORMER. 200/240 volt, 50 cycle input. Variable output 200/220 volts 7.5 amps. £4/19/6 each.

EXTENSION DESK TELEPHONES. Can be fitted to standard switchboard or line. Supplied complete with handset and bell but have no dialling system. American pattern, brand new and boxed, 59/6 each. English pattern, 49/6 each

ROTARY CONVERTORS. Input 24 volt D.C. Output 230 volt A.C., 50 cycle, 100 watts. Supplied brand new, 92/6 each.

MARCONI SIGNAL GENERATORS. Laboratory instruments supplied brand new and boxed and tested.

Model TFG 390 16-150 mc/s £25 each

Model TFG 517. 16-58 and 130-260 mc/s £35 each

COSSOR DOUBLE BEAM SCOPES. Type 3339. These laboratory test instruments are offered in perfect condition, fully reconditioned and tested. Operation is from 200/250 volt A.C. Price only £21 each.

GRAND OFFER OF SUB-STANDARD INSTRUMENTS. Two types available as listed below, supplied in brand new condition and tested at a fraction of original cost.

Type 1. SUB-STANDARD VOLT-METERS. Six ranges: 0-7.5, 15, 30, 60, 150 and 300 volts D.C. 6in. mirror scale with knife edged pointer calibrated 0-150 volts. Each instrument calibrated to an accuracy of 0.3%. Price £4/19/6 each.

Type 2. SUB-STANDARD MILLIAMMETERS. Basic movement 1 ma. Seven ranges: 0-1, 5, 20, 50, 100, 200 and 500 ma. 6in. mirror scale with knife edged pointer calibrated 0-100 ma. Calibrated to an accuracy of 0.1%. Price £12/10/- each.

METER BARGAINS.

50 microamp. 2½in. F.M.M.C.	59/6
50 m/amp. 2in. F.M.M.C.	7/6
200 m/amp. 2½in. F.M.M.C.	9/6
1 amp. R.F. 2½in. F.M.T.C.	6/9
1 amp. R.F. 2½in. pj. T.C.	5/-
4 amp. R.F. 2in. F.M.T.C.	5/-
300 volt D.C. 2in. F.M.M.C.	10/6
300 volt A.C. 2½in. F.M.M.I.	25/-
500/0500 microamp. 2½in. F.M.M.C.	25/-

TRANSFORMER SNIP. Admiralty pattern. Primary 230 volt, 50 cycle. Three secondary windings, each 10 volt centre tapped 5 amps. This will give any voltage between 5 and 30 volt in 5 volt steps at 5 amps. Supplied brand new, ONLY 29/6 each.

MODULATION TRANSFORMERS. Collins type. Push-pull 807-807, 20 watts audio. Brand new 12/6 each. Bendix type for TA-12, brand new 15/- each.

50 MICROAMP METERS. A grand offer of brand new test sets containing a flush mounting 2½in. 50 microamp meter housed in grey instrument case complete with chromium plated handle. Ideal basis for sensitive test meter, valve/voltmeter or output meter. This unit also contains a VR92 diode and many other useful components. Price 59/6 each.

JACK PLUG LEADS. 6ft. Screened Lead with 2 standard P.O. Jack Plugs, 3/6 each.

ADMIRALTY POWER UNIT 234. Input 200/250 volt 50 cycle. Output 240 volts, 150 ma. and 6.3 volts 6 amps. Double choke and condenser smoothed. Fitted with 2½in. moving iron meter reading A.C. input volts and D.C. output volts. Mounted in grey metal case for 19in. rack mounting. Supplied in perfect condition, 69/6 each.

SMOOTHING CHOKE BARGAINS. G.B. type 20 henrys 175 ma. Brand new, 10/6 each. Collins type 8 henry 100 ma. Brand new, 8/6 each. Parmeko swinging choke 3.6-4.2 henry 250 ma. Brand new 10/6 each. Parmeko "C" core. Neptune series. 4 henry 22.5 ma. Brand new 4/6 each. 15 henry 60 ma., 5/6. 15 henry 80 ma., 5/6. 10 henry, 40 ma., 3/6. Parmeko B henry 250 ma., 10/6. Parmeko 9 henry 100 ma., 7/6.

DEAF AID UNITS. Still available. Complete less only outside bakelite case. The chassis contains three sub-miniature valves, crystal mike, tone and volume controls, ecc., battery space on chassis (22½ and 1½ v.). Hundreds of applications. Price only 19/6 each. Miniature earpieces to match 3/6. Lead 1/-.. Batteries 2/9 pr.

R.1294 RECEIVERS. Superheterodyne receiver covering 500/3,000 mc/s. (10-60 cm.). Input impedance 70 ohms. 2 detector stages, 4 I.F. amplifier stages, 2 L.F. amplifier stages, I.F. frequency 13.5 mc/s. Bandwidth 3.5 mc/s. Price £35 each, in perfect condition. A.C. mains power packs can be supplied for this receiver at an extra cost of 52/6 each.

YAXLEY METER SWITCHES. Single pole 12 way 8 bank, 7/6 each.

18 PIN UNITERS. Brand new, 3/6 pr.

SPECIAL OFFER GRAM MOTORS. Garrard 200/250 volt A.C. gram. motors, complete with turntables. Variable speed 0-45 r.p.m. Can be used for latest type records 33 or 45 r.p.m. Absolute snip 22/6 each.

AMERICAN PRECISION POTS. 10,000 ohms. 5½in. diameter. Built-in correction plate. Brand new and boxed, 22/6 each. Colvern type, 3½in. diameter. 100,000 or 50,000 ohms, 10/6 each.

HEAVY CHARGING TRANSFORMER. Input 230 volt, 50 cycle. Output 17.5 volts, 35 amps. Brand new and boxed, 72/6 each.

TRANSFORMER BARGAINS. All 200/250 volt input.

1. 250/0/250 volt 60 ma., 6.3 v. 3 a., 5 v. 2 a., shrouded, 18/6.

2. 250/0/250 volt 80 ma., 6.3 v. 4 a., 5 v. 2 a., tapped 4 v., 18/6.

3. 350/0/350 volt 80 ma., 6.3 v. 4 a., 5 v. 2 a., tapped 4 v., 18/6.

4. Tapped L.T. transformer. 3, 4, 5, 6, 8, 10, 12, 15, 18, 20, 24 and 30 volt 2 amp., 18/6.

5. Auto transformer, 110/200/250 volt, 150 watt, 21/-.

Filament transformer. 6.3 volt 1.5 a., 5/9. 6.3 volt 3 a., 10/6.

ADMIRALTY TYPES, 230 volt input:

a. 4 volt 14 amp., 6.3 v., 1.5 a., 10/6.

b. 500/0/500 volt 250 ma., 4 volt ct., 4 amp., 19/6 each.

c. 1500 volt, 330 ma., 52/6 each.

H.R.O. VIBRATOR PACKS. 6 volt D.C. Input. Output 165 volts 85 ma. and 6.3 volt 3 amp. Choke and condenser smoothed, uses 6X5 rectifier, 29/6 each.

AMERICAN POWER RHEOSTATS. Brand new and boxed. 8 ohm. 3.3 amp., 8/6; 8 ohm 2.5 amp., 7/6; 90 ohm 0.74 amp., 7/6; 200 ohm 0.35 amp., 5/6. Birco type 300 ohm, 30 watt, 10/6 each.

MINIATURE H.T. TRANSFORMER. Input 220/240 volts. Output 220 volts 25 ma. and 6.3 volt 1 amp., 10/6 each. Miniature metal rectifier to match, 7/6 each.

CHARGING EQUIPMENT. Transformers 200/250 volt input.

1. Output 9 or 15 volt, 1 amp. 9/9

2. Output 2.5, 9 or 15 volt, 2 amp. 14/3

3. Output 3.5, 9 or 15 volt 4 amp. 16/6

Metal rectifiers, full wave and bridged. 12 volt, 1 amp., 7/6. 12 volt 4 amp., 14/3

12 volt 2 amp., 11/3. 12 volt, 10 amp., 32/6.

HOURS OF BUSINESS:—9 am.—5 p.m. Thursday 1 p.m. Open all day Saturday.

PLEASE PRINT NAME AND ADDRESS CLEARLY, ALSO INCLUDE POSTAGE OR CARRIAGE ON ALL ITEMS.

Taylor

**MULTIRANGE
UNIVERSAL METER
Model 88A**

A robust and accurate Multirange Meter is of special value to the Radio and Television Service Engineer. It has a sensitivity of 20,000 o.p.v. D.C. and 2,000 o.p.v. A.C.

Ranges: D.C. volt ranges from .1 to 5,000-V (25 Kv. by an external adaptor).
11 A.C. volt ranges from 1 to 5,000-V. 15 D.C./A.C. current ranges from 50 uA-10 amps.

Resistance: 1 ohm-50 megohms.
Automatic overload protection.

CASH PRICE: £22. 10. 0. prompt delivery.

CREDIT TERMS: 9 monthly payments of £2.16.3.
HIRE PURCHASE TERMS ALSO AVAILABLE.

**SWEEP OSCILLATOR Model 92A for T.V. and F.M.
Receiver Alignment**

Frequency-modulated oscillator designed for the rapid and accurate alignment of T.V. and F.M. receivers. Also suitable for checking band pass amplifiers.

Frequency range: 5-250 Mc/s.
Frequency deviation: Continuously variable to approx. 15 Mc/s.
Output: 40 microvolts to 2 millivolts continuously variable.
Freq. Mod.: Substantially linear to 6 Mc/s.
Sweep width: Less than 10% max. sweep.
Sweep: Sweep voltage continuously variable to a max. of 300 V.R.M.S.

CASH PRICE: £31. 10. 0. prompt delivery.

CREDIT TERMS: 9 monthly payments of £3.16.9.
HIRE PURCHASE TERMS ALSO AVAILABLE.

ALL TAYLOR Instruments available on CREDIT TERMS and 7 DAYS' APPROVAL

TAYLOR ELECTRICAL INSTRUMENTS LTD.

MONTROSE AVENUE, SLOUGH, BUCKS. Telephone: Slough 21381 Cables: Taylins, Slough



**JASON MW/FM TUNER
with A.F.C.**

Price **£28. 13. 6** (inclusive)



A highly sensitive, self-powered tuner for medium waves and V.H.F.-F.M. The following features contribute to the excellent performance—low noise cascode R.F. stage—automatic frequency control to reduce tuning errors and give perfect tuning stability—diode circuit to reduce inter-station noise—cathode follower output with voltage level control—input 75 ohms, co-axial feeder or 300Ω balanced. Output voltage 500 m.v.

★ Now being demonstrated in the West End ★

The JASON MOTOR & ELECTRONIC Co.,

328 CRICKLEWOOD LANE, LONDON, N.W.2 SPE 7050



**"Q-MAX" G.D.O.—IA
GRID DIP OSCILLATOR**

Covering 1.5 to 300 Mc/s in eight ranges.

(Built in mains pack)

Complete **12 GNS.**
(or on H.P.)

SLOW MOTION DIAL

For Individual Calibration.
Black Crackle Escutcheon.
Provision for internal illumination.

No cut-out necessary.
6-1 Reduction. **32/6**



"Q-MAX" CHASSIS CUTTERS

	each		each
1 in.	12/9	1 1/4 in.	18/-
1 1/4 in.	13/9	1 1/2 in.	18/-
1 1/2 in.	13/9	1 3/4 in.	20/6
1 in.	16/-	2 in.	33/6
1 1/4 in.	16/-	2 1/2 in.	38/6
1 1/2 in.	16/-	1 in. sq.	25/6

KEYS:— SMALL, 1/2; MEDIUM, 1/8; LARGE, 2/3.

ALL COMPONENTS FOR OSRAM 912, AND MULLARD 5/10 INCLUDING GILSON TRANSFORMERS.

BERRY'S
(SHORT WAVE) LTD.

25, HIGH HOLBORN LONDON, W.C.1

Tel.: HOLborn 6231

APPOINTMENTS VACANT**'BELLING - LEE'**
are looking for**RESEARCH ENGINEERS (Technologists).**

For development of (1) VHF and UHF receiving aerials. (2) Interference suppressors and screened compartments. (3) Circuit protection devices (fuses, cutouts, etc.). Minimum qualifications Grad.I.E.E., H.N.C. (advanced) or equivalent.

RESEARCH ASSISTANTS (Technicians).

To act as assistants to the above. Minimum qualifications O.N.C.

MATERIALS ENGINEER.

To study and advise on suitability of existing or new materials for its products. Previous experience essential. Minimum qualifications: a degree in chemistry and proved knowledge of metallurgy.

TECHNICAL WRITER.

To prepare clear and concise reports from laboratory notes and précis suitable for advertisements or trade circulation. This is a position for a man or woman with moderate technical qualifications, but a sound general education and a flair for writing are essential.

As part of the Company's plans for expansion the research department has recently been enlarged, and we have vacancies there for men and women of ability for whom there are excellent prospects of advancement.

We are well established and have an excellent record of technical achievement and integrity in the radio and electronic field: we manufacture an extensive range which includes components, fuses, cutouts, aerials, interference suppressors, screened compartments and electrical car accessories.

We think that this range of activities will appeal to those with a genuine interest in electronics, particularly as we do not "type" our research staff but encourage them to move from subject to subject according to their aptitude and ability.

The establishment is pleasantly situated on the outskirts of London at the edge of the Green Belt, and excellent facilities for further study exist at the Enfield Technical College: the appointments are permanent and include membership of a pension and life assurance scheme: we can arrange holidays this year.

Applications (which will be treated as strictly confidential) to the Secretary, Great Cambridge Road, Enfield, Middlesex, should give all personal details, experience, qualifications and some indication of the salary expected.

BELLING & LEE LTD

GREAT CAMBRIDGE RD., ENFIELD, MIDDXX., ENGLAND

CITY SALE & EXCHANGE LTD

The High Fidelity Specialists

GUARANTEED EQUIPMENT

- Jason AM/FM self-powered Radio Tuner, 8 valves, with automatic frequency control £28 13 6
- Bel Sound AM/FM Tuner, self-powered, 5 valves... £21 0 0
- Dynatron FMI 3-station switcher, FM Tuner, automatic frequency correction, £25/0/6. Power pack for this ... £6 10 0
- Pye HF5/8 6-valve, push-pull Amplifier, inputs for tape, radio, pick-up and microphone, separate loudness compensator 25 gns.
- S/H Trix T41, with separate control panel with bass and treble controls 12 gns.
- Dynatron push-pull Amplifier with separate control panel £37 16 0
- Leak TL10 Amplifier with Point One Pre-amp., 27 gns.; or with Vari-slope Mk. II 16 gns.
- Decca XMS Pick-up with I head, LP or Standard Peak Dynamic Pick-up with diamond LP Head and Transformer £13 16 5
- Goldring 500 Variable Reluctance Cartridge with 2 diamond styli, £11/6/7; with 2 sapphire styli £3 9 6

WHARFEDALE Treble Speaker System



Wharfedale 3 Speaker system, W.15/CS bass speaker, Super 8/CS middle and Super 3, top speaker. Front is a non-resonant sand-filled Panel finished in walnut, oak, mahogany.

£73'10/-
Complete.

Easy payments arranged on all goods over the value of £20. Our post service for L.P. records is superb.

Part exchange is our speciality. Write giving details of your present equipment, and we will give you a quotation by return.

GUARANTEED EQUIPMENT

- Tannoy Phono-Cartridge vari-reluctance with diamond/sapphire needles £13 6 10
- Lenco Arm, suitable for above cartridges £3 8 0
- B.J. Arm with shell..... £4 7 0
- B.J. Super 90 Arm with shell £17 7 0
- Collaro Studio Pick-up with turnover head ... £4 3 6
- S/H Wharfedale W15/CS Speaker Unit £13 0 0
- Shop-soiled Wharfedale Golden 10 £6 10 0
- S/H Wharfedale Golden 10, 2-3 ohms. £4 10 0
- Wharfedale Golden 10 CSB £8 14 11
- Tannoy 12in. Dual Concentric with crossover £29 5 0
- Goodmans Axiom 22 Mk. II 12in. Unit..... £9 0 0
- Goodmans Audiom 60 12in. Unit, shop-soiled Symphony No. 1, 4-valve Amplifier £8 10 0
- Vortexion push-pull Amplifier, heavy duty... 8 gns.
- Lowther TP10 with master control unit, complete £40 0 0
- Lowther DT4, 7-valve straight/Superhet Radio Tuner, needs attention £8 0 0

Part Exchange, Easy Payments

93-94 FLEET STREET, LONDON, E.C.4


Phone: *FL*et St. 9391/2

REDUCE YOUR PRESS TOOL COSTS

THE HUNTON UNIVERSAL BOLSTER OUTFIT FOR SHEET METAL PIERCING AND BLANKING ON FLY PRESSES

Bolster Frame with 2 adjustable gauges and insertable steel Holders for Dies 1/2 in. to 3/4 in. bore diameter.

Two Punch Holders with detachable positive-action Strippers take the complete range of Punches 1/2 in. to 3/4 in. diameter.



Equip your press with the Hunton Outfit and use inexpensive standardised Punches and Dies 1/2 in. to 3/4 in. diameter, obtainable from stock—in 1/16 in. sizes—when required

Standardised Tools also available at short notice for Square, Oblong and other shapes, Louvre Forming (up to 8in. long), Corner Notching, Corner Radiusing, Angle Iron Notching and Piercing, etc.

Get the Outfit now—Buy Punches, Dies and Tools as you need them

Descriptive brochure and price list W.B. on request

HUNTON LIMITED

Phoenix Works, 114-116, Euston Road, London, N.W.1

Telephone: *EU*ston 1477-8-9.

Telegrams: *Untonexh*, London



METERS

TO B.S. 89-1954
AVAILABLE FOR PROMPT DELIVERY

EXAMPLES OF TYPES AVAILABLE IN 2 1/2 in. FLUSH PATTERN MOVING COIL INSTRUMENTS

- AMPERES D.C. 0-1, 2, 3, 5, 10, 15, 20, 25, 30, 50.
- MILLIAMPS. 0-1, 1-0-1, 0-5, 10, 15, 20, 25, 30, 50, 100, 250, 500.
- MICROAMPS. 0-25, 0-50, 100, 200, 250, 400, 500, 750, 50-0-50, 100-0-100, 250-0-250, 500-0-500.
- AMPS. R.F. 0-1, 3, 5, 10, 15, 25, 50.
- VOLTS D.C. 0-1, 5, 10, 15, 25, 50, 100, 250, 500, 750, 1,000, 1,500, 2,500.
- VOLTS A.C. 0-5, 10, 15, 25, 50, 100, 250, 500, 750, 1,000.

We can supply meters with NON-STANDARD CURRENT and VOLTAGE RANGES to any specification. DELIVERY 7-14 days. MOVING IRON, THERMO AND ELECTROSTATIC INSTRUMENTS. 2in. SQUARE FLUSH, 3/4 in. ROUND FLUSH and INDUSTRIAL SWITCHBOARD INSTRUMENTS ALSO AVAILABLE FOR PROMPT DELIVERY.

ELECTRONIC TEST EQUIPMENT AND INSTRUMENTATION DEVELOPED AND MANUFACTURED FOR SPECIALISED APPLICATIONS.

ANDERS ELECTRONICS LTD.

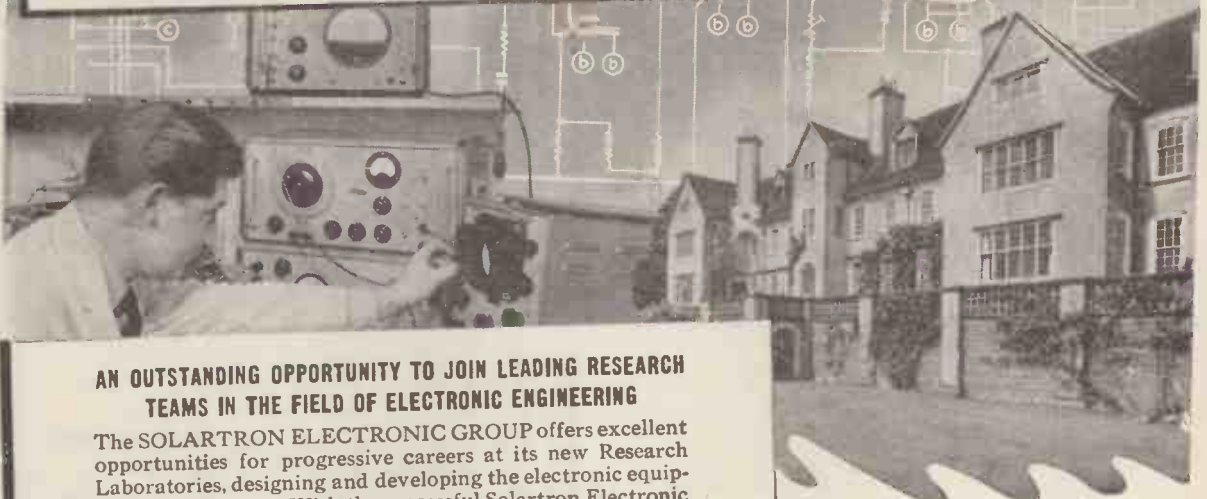
91, HAMPSTEAD ROAD, LONDON, N.W.1.

Telephone: *EU*ston 1639

Suppliers to Govt. Depts., B.B.C., Tech. Colleges, Leading Manufacturers & Research Laboratories

SOLARTRON

**NEW RESEARCH & DEVELOPMENT ESTABLISHMENT
GOODWYNS PLACE,
DORKING, SURREY**



**AN OUTSTANDING OPPORTUNITY TO JOIN LEADING RESEARCH
TEAMS IN THE FIELD OF ELECTRONIC ENGINEERING**

The SOLARTRON ELECTRONIC GROUP offers excellent opportunities for progressive careers at its new Research Laboratories, designing and developing the electronic equipment of the future. With the successful Solartron Electronic Group you will find a fresh and stimulating atmosphere, the encouragement of individual responsibility, and superb test equipment facilities.

PROGRESSIVE OPPORTUNITIES FOR

SECTION LEADERS

With experience in leadership and proven ability in original circuit design work of advanced nature in the following fields: OSCILLOSCOPES, ELECTRONIC TEST EQUIPMENT. Candidates must sincerely believe in their ability to produce designs which will reach a new high in world standards.

PROJECT ENGINEERS

Skilled in developing electronic equipment from basic circuitry, and with a working knowledge of production design requirements. Men with drive, ambition, and a good eye for detail are particularly required.

JUNIOR ENGINEERS

With a sound theoretical background and keen to learn all aspects of instrument design practice. Degree, Higher National Diploma or Certificate, or equivalent experience essential.

Because these are outstanding opportunities recruitment will be very selective and will continue for several months.

Salaries will be relatively high to match the standard required.

** Apply in writing, giving full information, to the Personnel Director:*

THE SOLARTRON ELECTRONIC GROUP LTD

**Queens Road,
Thames Ditton,
Surrey.**

GOOD VALUE—SERVICE AND STOCKS

MOVING COIL MICROPHONE

By famous maker. A high-grade microphone combining excellent close speaking performance with low background pick-up. Attractively styled and finished in black and chromium. Brand new, boxed. PRICE £3/19/6. See illustration Page 151 in April issue. Post 2/-



TRANSFORMERS

E.M.I. pick-up transformers. To match low impedance high fidelity pick-ups. Potted. PRICE 4/6. Post 1/6.

TRANSMITTER/RECEIVER

RT-34-APS-13.

17 miniature valves. 5-6J6, 9-6AG5, 2-20D1, 1-VR105.

Brand new American equipment in original cartons. Complete with dynamotor.

PRICE £3/19/6. Carriage 8/6.



BENDIX RADIO COMPASS

A superb 12-valve receiver covering 3.4-7 Mc/s, 325-695 Kc/s, 150-325 Kc/s.

Valves used 5-6K7, 2-6N7, 2-6J5, 1-6B8, 1-6L7, 1-6F6. Complete with 28-volt dynamotor. Loose stored.

PRICE £3/10/0 Carriage 8/6.

RT 40/APNIX U.S.A. ALTIMETER

Complete with 14 valves. Loose stored, less dynamotor. 29/6. Carriage 5/6. For details and illustration see April issue.

KELVIN RATIO METER

Mirror backed. Typ: Mn. HG-ABS KB 630/01. Bin. scale. Deflection approximately 6 micro-amperes, £5/19/6.

U.S.A. MULTIMETER

Still a few available as illustrated on page 151, April issue. £5/19/6. Post 2/6.

MOVING COIL HEADPHONES

Velvet faced earpads complete with lead and plug 12/6. Postage 1/6.

POCKET VOLTMETER M.C.

2 ranges. 0-250 V. and 0.15 V. D.C. Press button. At 12/6 each. Post 1/6.

VCR97 Brand new, boxed 12/6.

Post insurance 2/6.



WE CAN SUPPLY

GRUNDIG Tape Recorders, Microphones, Radiograms, etc. We also supply **RECORDING TAPE**: E.M.I., Scotch Boy, Sound Mirror, Ferrotape, etc.; and **TAPE DECKS** by "Truvox," "Lane," "Wearite," etc.

HI-FI EQUIPMENT

A wide selection available.

LEAK . DECCA . BSR . VITAVOX . W.B. . CCLEVERN
DENCO . QUAD . TRIX . WHARFEDALE . VALRADIO
E.A.R. . "MULLARD 510" . "OSRAM 912"

*Trade in your old equipment.
High part exchange allowances made.*

Telephone GER 2613

Carriage extra on all items unless quoted.

Open daily 10.30 a.m. to 4.30 p.m. Close all day Thursdays.

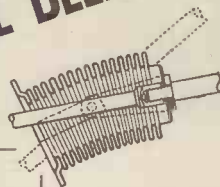
The RADIO EXCHANGE Co.

9 NEWPORT PLACE LEICESTER SQUARE LONDON, W.C.2

FREQUENCY METERS
2 1/2"-8" up to 10,000 cycles
DIFFERENTIAL A.C. CURRENT METERS
COMPARING THE MAGNITUDE OF TWO CURRENTS.
PHASE SEQUENCE INDICATORS AND SYNCHROSCOPES UP TO 5 Kc
A Full Range of Switchboard and Portable Instruments

THE ELECTRICAL INSTRUMENT CO. (HILLINGTON), LTD.
Boswell Square Industrial Estate, Hillington, Glasgow, S.W.2. Halfway 1166 and 2194

**HYDRAULICALLY FORMED,
SEAMLESS, ONE-PIECE
METAL BELLOWS**



COMBINING THE PROPERTIES OF

- 1 A compression spring capable of repeated flexing
- 2 A container which can be hermetically sealed
- 3 A packless gland

for Automatic coolant regulation: Movement for pressure change: Packless gland to seal spindle in high vacua: Reservoir to accept liquid expansion: Dashpot or delay device; Barometric measurement or control: Pressurised couplings where vibration or movement is present: Dust seal to prevent ingress of dirt: Pressure reducing valves: Hydraulic transmission: Distance thermostatic control: Low torque flexible coupling: Pressure sealed rocking movement: Pressurised rotating shaft seals: Aircraft pressurised cabin control: Refrigeration expansion valves: Thermostatic Steam Traps: Pressure amplifiers: Differential pressure measurements: Thermostatic operation of louvre or damper.

B.15

by DRAYTON

Write for List No.

N. 800-1

Drayton Regulator & Instrument Co. Ltd., West Drayton, Middx.

RCA 50 Watt. Amplifier Type 4288-J

Input 110-115 Volt 50-60 Cycles

This amplifier is ideal for public address or large halls, when used in conjunction with a 2 valve pre-amplifier, the circuit of which will be provided if required.



VALVE LINE-UP: 2-6J5 s followed by 4-6L6 s in push pull parallel. From a source impedance of 500,000 ohms the amplifier will deliver 50 watts into loads of 250, 60, 15, 8, or 4 ohms with a frequency response of ± 1 db from 30-10000 cycles. The amplifier will give 2.2 watts into the above impedances with 1 volt input. DIMENSIONS: width 16 ins. x depth $11\frac{3}{4}$ ins. x height $7\frac{1}{2}$ ins. BRAND NEW in original cartons, with circuit. COMPLETE WITH VALVES £12-10-0 plus 15/- carr. and packing OR LESS VALVES £9-10-0 plus 15/- carr. and packing.

C. MARKS & CO. (NEWPORT, MON.) **Ltd.**

90 COMMERCIAL ST., NEWPORT, MON. Telephone: Newport 64711

Also at 25 Wyndham Arcade, Cardiff
All mail orders and enquiries to Newport branch please.

ALWAYS something NEW at WEBB'S

... for the Hi-Fi enthusiast

ARMSTRONG "AF105" £37

Is a new COMPLETE RADIOGRAM CHASSIS, tuning medium and long waves AND FM. Self powered, connect to AC mains aerial and loudspeaker for instant and excellent reproduction.

WB "T816" £6.10.0

A new 8in. unit from the STENTORIAN specialists, designed for optimum treble performance. Magnet 16,000 gauss ensures remarkable transient response. Hear it played at WEBB'S with 1,500 c/s crossover and bass speaker.

WHARFEDALE 10" BRONZE GSB £5.11.3

This high-performance 10in. unit is rapidly gaining a reputation for reproduction way ahead of its price. On demonstration at WEBB'S in its recommended Wharfedale cabinet, an excellent low cost reproducer. Available 3 or 15 ohms.

WOOLLETT 3 SPEED MOTOR £21.0.0

Embodies the best principles of "Hi-Fi" design at reasonable cost, three speeds, non-magnetic turntable, precision engineered, generous motorboard to take most leading pickups, write for leaflet.



... and the transmitting amateur
The NEW EDDYSTONE "888" Receiver

A unique receiver designed specifically to be the answer to all problems of reception on amateur bands.

BAND SPREAD. Each band is calibrated and spread over the 12in. scale.
 BAND 1 28-30 Mc/s. BAND 4 7-7.3 Mc/s.
 BAND 2 21-21.5 Mc/s. BAND 5 3.5-4 Mc/s.
 BAND 3 14-14.35 Mc/s. BAND 6 1.8-2 Mc/s.

Accurate calibration - internal 100 Kc/s Crystal Oscillator - variable selectivity - Audio Filter - Relay Connections - B.F.O. - Monitoring Facilities - for 195/250 and 100/125 volts. A.C. mains with provision for six volt accumulator operation.

The EDDYSTONE "888" is on demonstration at 14 Soho Street and first supplies are now coming through. Price: £110 or on Webb's H.P. terms. Deposit £55 and 12 payments of £5/0/10, or 18 payments of £3/10/4. Also under our "6 months No Interest" Scheme, deposit £22 and 6 payments of £14/13/4 by Bankers Order. Please ask for forms and details.



THE "WEYRAD" AM/FM RECEIVER

A COMPLETELY NEW DESIGN SPECIALLY DEVELOPED FOR THE AMATEUR CONSTRUCTOR.

THIS PUBLICATION GIVES FULL INFORMATION ON THE ASSEMBLY AND ALIGNMENT OF A FOUR-BAND, SEVEN-VALVE RECEIVER, INCLUDING ALL CHASSIS DETAILS, CIRCUITS AND WIRING DIAGRAM.

UP-TO-THE-MINUTE COMPONENTS AND VALVES PROVIDE A HIGH STANDARD OF PERFORMANCE (EQUIVALENT TO AN EIGHT VALVE CIRCUIT) AND COMPLETE COVERAGE OF THE SOUND BROADCAST BANDS, ENSURING THAT THE SET WILL NOT "DATE" FOR MANY YEARS.

- ★ LATEST TYPE MULLARD VALVES.
- ★ "WEYRAD" COIL PACK, I.F. TRANSFORMERS, TUNING SCALE, I.F. FILTER, MAINS AND OUTPUT TRANSFORMERS.
- ★ ALUMINIUM CHASSIS AVAILABLE WITH ALL PUNCHING AND BENDING COMPLETE.
- ★ ALL CONDENSERS, RESISTORS AND OTHER COMPONENTS BY WELL-KNOWN MANUFACTURERS.

FULLY ILLUSTRATED BOOKLET PRICE 2s. 6d.

WEYMOUTH RADIO MANUFACTURING CO., LTD., CRESCENT STREET,
WEYMOUTH, DORSET

WALMORE ELECTRONICS LIMITED

PHOENIX HOUSE, 19/23 OXFORD STREET,
LONDON, W.1.

Telephone : GERrard 0522 Cables : Valvexpor
For immediate response Telex London 8752.

EXPORTERS OF RADIO, TELEVISION AND
INDUSTRIAL TUBES, HAVE PLEASURE IN
INTRODUCING THEIR BRAND



AND INVITE ENQUIRIES FROM BUYING
AND CONFIRMING HOUSES EXCLUSIVELY
FOR EXPORT

SUPPLIERS OF RADIO COMPONENTS
ELECTROLYTICS, AND CATHODE RAY
TUBES.

RCA TRANSMITTERS. Type ET-4331, 1 kW. (telephone); 1.4 kW. (telegraph). Frequency range 3 Mc/s to 20 Mc/s.

S.C.R. 399 complete with petrol generator P.E.95G (10 kw.).

BC610 TRANSMITTERS with speech amplifier, aerial tuning unit, etc. Brand new.

RCA TRANSMITTERS. Type ET-4336. Complete with original speech amplifier, crystal-multiplier and VFO units. Unused and re-conditioned. Can be supplied with very large quantity of spares.

RCA TRANSMITTERS. Type ET-4332 modified by R.A.F. for use on crystal or master oscillator. Complete with speech amplifier.

MULTI-CHANNEL TRANSMITTER T-4/FRC, with modulators MD-1/FRC, 2 Mc/s to 18 Mc/s. Each channel 400 w. output. W.S. No. 19 & 22. Both complete with installation kit. Tropicalised. New.

MAGNETO 10 LINE U.C., 40 Line F & F TELEPHONE SWITCHBOARDS (complete).

V.H.F. TRANSMITTER Type 1131B or J. Frequency coverage 100/156 Mc/s. 50 watt output. Tropicalised. New.

A.R.88Ds, AR887 L.F.s, R.109.

METAL RECTIFIERS Type 1B, D.C. output 10 amps at 22 v., input 200/250 v., 50 c/s.

All above items in excellent working condition.
Working demonstration upon request.

SPARES A large selection available for SCR399 (BC610), ET4336, SCR610, EEB Telephones, and Teleprinters type 7B.

TX VALVES 805, 807, 813, 861, 66A, 100TH, 250TH, and many others.

Large stock of Tx condensers crystals and other components.

P.C.A. RADIO

New Address, Offices and Works

BEAVOR LANE, HAMMERSMITH, LONDON, W.6

Telephone: RIV 8006/7

HIGH TEMPERATURE LIGHTWEIGHT RECTIFIERS

- For operation in ambients of up to 85°C
- Elimination of cooling fins for compactness
- Light alloy construction for lightweight
- High stability

are some of the salient features of this new range of rectifiers, primarily developed for Service requirements, but now available in production quantities for all applications. Units can be supplied with various finishes to comply with RCS.1000 categories H.1 and H.2.

Details of this new range of




can be obtained from

See them on STAND No. 102, Radio Show, August 21st to September 1st.

Dept. WW.7, WESTINGHOUSE BRAKE & SIGNAL CO., LTD., 82, York Way, King's Cross, London, N.1.

TERminus 6432.



TV BBC ITA CONVERTORS

For any A/C set. No Alterations. **25/-** down and 6 monthly of 25/- or £7/10/- cash

DEMOBBED VALVES MANUAL 2/6

Giving equivalents of British and American Service and Cross Reference of Commercial Types with an Appendix of B.V.A. Equivalents and Comprehensive Price List. We have still some Valves left at very old Budget Rates (33 1/2%) which are actually sold at the old price. (1951 rate.)

SERVICE SHEETS

The one you require enclosed in available in a dozen assorted of our best choice. **10/6**

Headphones.
Low Res. . . 8/-
High Res. 17/6
Soldering Irons with Neon
Indicator 19/3
Industrial Neon Testers, A.C./D.C. . . 7/6

32/6

Post 1/6

ALL MAINS THREE

Fine Midget 3-valve Mains Receiver. Home, Light, etc., at good strength. Build yourself—3 valves, ready-wound coil, tuning condenser, mains transformer—everything except speaker and cabinet. Data av. sep. 2/-. Speaker and cabinet available if required.

METER SALE

Montrose 50/- Ferranti 26
Taylor 110B £9 U.S.A. £9
Triplett £9 Avo 40 £16

.001-1" MICROMETER
Brand new Precision Instrument **BARGAIN 10/-**

Great Britain's Valve Mail Order House

2000 VALVES SALE

BRITISH AMERICAN BATTERY A.C. and UNIVERSAL TYPES

from **2/-**

OZ4	6/-	32	2/-
OLA	3/-	34	2/-
1B4	9/-	35	9/6
1C6	9/-	35L6	9/6
1D5	9/6	35Z4	10/6
1G4	8/6	35Z5	12/6
1H6	3/-	37	9/-
1L4	5/-	39/44	10/-
1L4A	6/8	41	9/6
1L4B	8/-	42	10/6
1LD5	6/6	43	8/6
1P5	9/-	45	10/6
1R4	9/6	46	10/6
1R5	9/-	48	8/6
1R5	9/-	50	10/-
1T4	8/-	50L8	10/-
1T5	10/6	50Y6	4/-
1U5	10/-	57	9/6
1V	7/-	58	10/-
2A8	10/-	62BT	10/6
2A6	2/-	71A	2/-
2A7	7/-	72	10/6
2X2	6/8	73	10/6
3A4	9/-	76	9/-
3D8	7/-	77	9/-
3Q5	11/-	78	9/-
384	10/6	81	10/-
3V4	10/-	84	8/6
4T4	12/10	84GZ4	9/8
5U4	10/8	117N7	17/-
5Y3	11/-	117Z6	7/-
5Z3	11/-	304E	15/-
5Z4	11/-	801A	7/6
6A3	11/-	805	27/-
6A6	9/-	807	9/6
6AB7	9/6	813	117/-
6AB8	12/6	832	75/-
6AC5	9/-	868A	9/6
6AC7	8/6	884	21/-
6AG3	9/-	954	5/6
6AG7	15/-	955	6/6
6AL5	9/-	956	2/-
6AK5	10/-	957	12/6
6AK6	9/6	128J7	6/6
6AK7	15/-	128K7	12/-
6B4	9/-	128Q7	10/-
6B7	11/-	128R7	9/-
6B8	10/6	12Y4	9/8
6BA6	10/6	14B6	10/-
6BA7	10/6	17	9/6
6BA8	11/8	18	10/-
6BE6	8/6	19	10/-
6BH6	11/-	24	17/6
6BJ6	11/-	25AC5	6/6
6BW6	10/6	25Z4	9/-
6C4	7/6	25Z5	10/-
6C6	8/-	30	8/6
6C8	11/-	31	2/-
6D1	4/6	7C5	10/-
6D6	8/-	7C7	9/-
6E5	11/-	7H7	10/-
6F8	9/-	7Q7	11/-
6P32	6/-	7R7	11/-
6G6	8/-	787	12/6
6G8	9/6	7V7	9/6
6H6	5/-	7Y4	10/-
6J5	7/6	8A1	10/6
6J7	8/-	8D2	10/6
6J8	11/6	8D2	6/6
6K6	10/6	11D3	11/7
6K7	7/6	12A	2/-
6K7M	9/6	12A7	10/6
6K8	11/6	12A7	9/9
6L5	7/6	12H6	8/6
6L6	9/6	12J5	8/-
6N7	9/-	128A7	10/6
6Q7	12/6	128C7	9/-
6R7	7/9	128F5	5/-
6S7	8/6	128H7	6/6
6S7	9/6	128J7	9/6
6SH7	8/-	128K7	12/-
6S7	8/6	128Q7	10/-
6S7	8/6	128R7	9/-
6SN7	11/-	12Y4	9/8
6SS7	8/-	14B6	10/-
6S7	9/-	17	9/6
6V6	9/6	18	10/-
6X4	10/-	19	10/-
6X5	8/6	24	17/6
6ZY5	8/6	25AC5	6/6
6Y6	10/-	25Z4	9/-
7A7	9/6	25Z5	10/-
7B7	11/6	30	8/6
7B8	10/-	31	2/-

Please enquire for any number not listed. Post 1/-.

RADIO BUILT VALVES

246 HIGH ST. HARLESDEN MIDDLESEX

Deposit only & 8 m'thly 10/9. **4/-**

A.C. ELECTRIC PAINT SPRAYER

Just plug in and spray. Easier than a brush and twice as fast. Post 2/-.

Cash **75/-**

Home Plating Kits 12/6. 5-Blade Sane Kits, 9/-. Electric Saw 52/-. Elec. Pen 10/-.

Volume Control with Switch 5/-
Less switch 3/6

Wearite Coils 3/-
4 mtd. Cond. 2/-

R.T.H. Germanium Diode with Circuit 2/-

Electric PAINT STRIPPER. Out-dates blowlamp. (No paraffin.) Fool-proof electric tool. Easier and Faster. Clean and safe. Old paint goes like magic. Cost 1d. per hour. A.C./D.C. One year guarantee. **42/6 cash. m'tly of 5/6**

5/6 & 8

Chassis Cutters with Keys

The easiest and quickest way of cutting holes in sheet metal. The cutter consists of three parts: a die, a punch and an Allen screw. The operation is quite simple. Prices incl. key 1 1/2", 12/4; 1 1/4", 12/4; 1 1/8", 13/4; 1 1/8", 14/-; 1 1/8", 16/- each; 1 1/8", 14/-; 1 1/8", 18/- each; 1 1/8", 19/9; 2 1/8", 31/9; 2 1/8", 36/9; 1 1/2", square 24/3. Post 1/-.

All prices are with keys

McMurdo B8G Local Holders, doz. 41/-

Quitzo Battery Tester 52/6

AMMETERS 0-6 6/-
30-0-30 7/-

Spirit Blow Lamps 12/6

Multicores Solder 6d.

PIFCO

All-in-one Radio-meter A.C./D.C.
* Circuit Test.
* L.T. & H.T. Tests.
* mA Test.
* Valve Test.
Continuity and Resistance Tests. Complete with Test Leads.

Antennae 11/-
Interlocking copper rods, doz. 2/6.
U.S.A.F. Throat Mikes (worth £2) 5/-
Speaker Fabric per sq. ft. 1/-

STOPPRESS BARGAINS
NGT1 4/-
VT25 2/-
VT51 2/6
3004 7/6
9008 7/6

Post 1/- **32/6**



TELEVISION ENGINEERING

A BBC Training Manual by S. W. Amos, B.Sc. (FONS.)

A.M.I.E.E. and D. C. Birkinshaw, M.B.E., M.A., M.I.E.E.

Principles and Practice

VOL. II: Video-Frequency Amplification

Here is the second volume of a series of four which will form the most comprehensive survey ever compiled of modern television principles and practice. Originally written for instruction of the B.B.C.'s own operating and maintenance staff, this volume describes the fundamental principles of video-frequency amplifiers, and examines the factors which limit their performance at the extreme of the passbands. A wide variety of circuits is described and particular attention is paid to the use of the feedback. There is also a section dealing with the special problems of camera-head amplifiers.

Self-contained mathematical derivations are included at the ends of chapters.

Second volume of a comprehensive work **NOW READY**

8 3/4" x 5 1/2" 272pp. Illustrated

35s. net. By Post 36s. 2d.

Published for "Wireless World"

Obtainable from booksellers or direct from Iliffe & Sons Limited, Dorset House, Stamford Street, London, S.E.1.

... 19,801 contacts (as shown) soldered in one working week with the new ORYX model 18 soldering iron. For rapid soldering on your production assembly line without fatigue. Patented construction ensures maximum efficiency. Send for leaflet or a sample on sale or return and try for yourself. ORYX for reliability, for efficiency, for comfort, economy, safety, speed.

ORYX
MODEL 18
SOLDERING INSTRUMENT
6-6.3 v. 18 WATTS
7 1/2" LONG. WEIGHT 1 oz.
BIT SIZE 3/16". LIST PR. 35/-

3 TOWER HILL **ANTEX** LONDON, E.C.3

MAGNETIC RELAYS

TYPES 3000 and 600

Supplied to specification for the following uses :-

- METER PROTECTION
- TIME DELAY
- OVERLOAD TRIPS
- ALARM SYSTEMS
- FLASHING & PULSING
- PROCESS CONTROL
- TIMING DEVICES
- AERIAL CHANGE-OVER
- MAINS FAILURE PROTECTION
- COMPLEX OR SEQUENCE SWITCHING
- SELECTION & COUNTING SYSTEMS
- HIGH VOLTAGE SWITCHING

(CONTACT INSULATION UP TO 2KV)

Consult us with your problems

POLARISED, HIGH SPEED, A.C.
& TELEGRAPH RELAYS IN STOCK

**ELECTRO MAGNETIC COUNTERS
UNI-SELECTORS
KEY SWITCHES, P. O. and LOW LOSS**

JACK DAVIS (RELAYS) LTD.
TUDOR PLACE, LONDON, W.1
MUSEUM 7960 LANGHAM 4821



DEFLECTOR COILS
designed for 70° Deflection
and employing Castallated
Ferroxcube core.

TELEVISION COILS
wound to specification.



*Line Transformers
Deflector Coils
T.V. Coils*



LINE TRANSFORMER
employing a Ferroxcube core
and incorporating Width and
Linearity Controls. E.H.T.
13.5 KV.

also 13 CHANNEL T.V. TURRET TUNERS


All enquiries
to:

Gillone Electric
LIMITED
ROCKSTONE WORKS . DOMAN ROAD
CAMBERLEY . SURREY
TELEPHONE: CAMBERLEY 2360

-towards perfection-

LOWTHER LINEAR AMPLIFIERS

Exclusive Lowther Design and Build



Lowther Linear Amplifier
LL.10 £25

The new range "Lowther Linear" amplifiers surpass all previous multi-loop feedback or basic ultra linear technique by the utilisation of the suppressor grid of the Mullard power pentode EL34 into the distributed load circuit which enhances the performance in all detail.

Generous in design, the amplifier's performance will remain at its high laboratory test specification throughout many years of use.

THE LOWTHER MANUFACTURING COMPANY,

LOWTHER HOUSE, ST. MARK'S ROAD, BROMLEY, KENT, ENGLAND.

Tel.: RAVensbourne 5225

"I'M SET TO GO PLACES . . . with you!"

FOUR VALVE
SUPERHET _____

LONG WAVE
MEDIUM WAVE _____


LARGE
ELLIPTICAL
SPEAKER _____

B7G MINIATURE
VALVES _____

SIMPLE
CONSTRUCTION _____




THE SUPEREX "55" BATTERY PORTABLE is a first class receiver guaranteed to give good reception throughout the country. Equal in appearance and performance to any commercial model. Cabinet size 10 1/2 in. x 8 1/2 in. x 5 in. All parts available separately.



Price **£7.15.0**
plus 3/6 carriage

Send 1/6 for SUPEREX "55"
CONSTRUCTION BOOKLET.


QUALITY RECORD REPRODUCTION AT MODERATE COST



The S.R. 3-4 watt AMPLIFIER

High quality 3-valve 3-watt Amplifier for A.C. Mains 200/250 volt. Four engraved controls give a wide range of tone variation. Output transformer matched for any 3-ohm speaker. Chassis fully isolated. Valve line-up: 6SG7, 6V6, 6X5. Bronze crackle finished chassis. Overall size 8 in. long, 4 in. wide, 5 in. high. Supplied built and tested. **GUARANTEED FOR 12 MONTHS** (90 days valves).

Price **£5.5.0** plus 3/6 carriage



CABINET "SNIP"

Attractive bakelite cabinet with long and medium wave, two-colour glass dial and two cream knobs. Ideal for T.R.F. constructors. Available in Walnut or Green. Size 12 in. long, 7 in. high, 5 1/2 in. deep. Complete with handle and back. Price 15/6 plus 2/6 postage.

LOCATION: On the main Harrow Road between Harlesden and Wembley.

SHOP OPEN: 9 a.m. to 6 p.m. Monday to Saturday. 1 p.m. Thursday.

TERMS: Cash with order or C.O.D. Extra charge for C.O.D. U.K. and N. Ireland.

Superior
Radio supplies
37 HILLSIDE, (HARROW ROAD)
STONEBRIDGE, N.W.10. Elgar 3644



STL

Transformers
incorporating
"C" cores or
conventional
construction

STL TRANSFORMERS

based on sound design and are manufactured to the highest standards called for in the electronic and communication fields. Consult us for your next transformer requirements.

N.B.: MANUFACTURERS AND TRADE ONLY

STEWART TRANSFORMERS Ltd.

75, KILBURN LANE, LONDON, W.10 · LADbroke 2296/7



MICROPHONES & RE- CEIVER HEADGEAR

Assy. No. 2 (ZA 2905) consisting of 100 ohms impedance MC headphones, Tannoy high power microphone.

18/- each.

TRANSMITTER/RECEIVER No. 22

2 mc.-8 mc. complete with all valves, power pack for 12 v. D.C., both installed in a carrier, headgear and microphone assembly. All in excellent condition, very economical current consumption. Ideal for mobile use.

Price £11/15/- each. Carriage 20/- extra.

SPARE PARTS FOR AR 88-D. & L.F.

	Each
Mains transformers	£4
Output transformers	30/-
Filter chokes	25/-
I.F. transformers	15/-
V.F.O. transformers	15/-
I.F. Crystal transformers	15/-
Main Var. Condenser	35/-
Block condenser 13 x 4 mF.	25/6
Band switches	37/6
Antenna trimmers	3/6
Phasing trimmers	3/6

All the above are fully reconditioned and guaranteed to be in excellent working order.

GOVERNMENT SURPLUS VALVES

A large selection available, please state your requirements.

J. P. ELECTRIC

156 ST. JOHN'S HILL · LONDON · S.W.11.

MAIL ORDER
DEPT.

RD JUNIOR

FM UNIT

A seven-valve receiver of advanced design, the RD JUNIOR FM Unit has one of the most comprehensive and ambitious specifications so far offered in this country. Precision built and attractively styled it forms a fitting counterpart to the RD JUNIOR Amplifier, with which it has primarily been designed to work.



MAIN FEATURES

- ★ AUTOMATIC FREQUENCY CONTROL
- ★ GROUNDED-GRID TWIN-TRIODE RF STAGE
- ★ EXCEPTIONAL FREQUENCY STABILITY
- ★ WIDE FREQUENCY COVERAGE
- ★ FOSTER-SEELY DISCRIMINATOR
- ★ VARIABLE INDUCTANCE TUNING
- ★ LOW IMPEDANCE OUTPUT
- ★ BUILT-IN FILAMENT SUPPLY
- ★ OPTIONAL PRECISION TUNING METER



Trade and Export enquiries invited. PRICE : £17.10.0 (Plus P.T. £7.7.0d.)

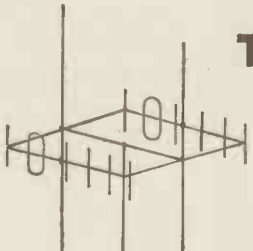
Illustrated literature post free on request; send also for details of matching equipment in the RD JUNIOR Home High Fidelity System—the RD JUNIOR Amplifier/Control Unit and Corner Horn Reproducer.

ROGERS DEVELOPMENTS (ELECTRONICS) LTD.


"RODEVCO HOUSE" • 116 BLACKHEATH ROAD • GREENWICH • LONDON, S.E.10
 Telegrams: Rodevco Green, London. Telephone: TIDeway 1723

TELCON CELLULAR POLYTHENE INSULATED DOWNLEADS

This new range of 75 ohm coaxials has been especially designed for the reception of Band II (FM sound 87.5 – 100 Mc/s.) and Band III (Television 174-216 Mc/s.).



Attenuation db/100. ft.	ET5M	ET6M	ET7M	ET8M	ET10M
10 Mc/s.	1.3 ... 1.5	1.0 ... 1.1	0.6		
50 "	3.0 ... 3.4	2.3 ... 2.6	1.5		
100 "	4.3 ... 4.8	3.2 ... 3.6	2.2		
200 "	6.3 ... 7.2	4.9 ... 5.3	3.3		
Dimensions (inches)					
Centre Conductor	1/0.022	7/0.0076	1/0.029	7/0.010	1/0.044
Over Cellular TELCOTHENE	0.093	0.093	0.128	0.128	0.200
Over Wire Braid	0.117	0.117	0.152	0.152	0.230
Over TELCOVIN sheath	0.157	0.157	0.202	0.202	0.290



please ask for a copy of Publication TV5

THE TELEGRAPH CONSTRUCTION & MAINTENANCE CO LTD, TELCON WORKS, GREENWICH, SE10. TEL : GREENWICH 3291
 BRANCHES: BIRMINGHAM, CARDIFF, LONDON, MANCHESTER, NEWCASTLE AND NOTTINGHAM

MODERN ELECTRICS LTD.

164 Charing Cross Road, London, W.C.2.

Tel.: TEMple Bar 7587.
Covent Gdn. 1703.
Cables: Modcharex, London.
Prompt attention to post orders.

Export enquiries welcomed.

Immediate delivery from stock.

TAPE RECORDERS	
GRUNDIG TK12 ...	70 gns.
GRUNDIG TK5 ...	46 gns.
GRUNDIG TK820/ 3D ...	98 gns.
FERROGRAPH 2A/ N ...	76 gns.
FERROGRAPH 2AN/H ...	86 gns.
VORTEXION 2A ...	80 gns.
VORTEXION 2B ...	£99

The following Recording Tapes are available from stock.
1,750ft. 1,200ft. 600ft.

FERROGRAPH	
£3/3-	
FERROGRAPH	45/- 26/9
GRUNDIG BASF	40/- 25/-
SCOTCH BOY	35/- 21/-
EMI 77	48/-
EMI 88	35/- 21/-
AGFA	37/6 22/6
GEVAERT	35/- 21/-
PURETONE	20/-
FERROVOICE	32/6
SOUNDMIRROR	30/-

Long Playing Tapes now in stock

RECORD REPRODUCING EQUIPMENT	
COLLARO TRANSCRIPTION	
Model 2010 PX	£19 9 0
RC54	£13 17 0
554 Unit	£9 7 0

GARRARD UNITS	
RC80M AC	£18 7 8
RC80M AC/DC	£26 3 5
301 Transcrip	£26 8 3
Type TA/AC	£11 6 7
Type TA/B with Decca heads	£14 18 6

CONNOISSEUR	
Variable 3 speed	£28 11 0

SPEAKERS	
PLESSEY 12in. 15 ohm	£1 16 0

W.B. STENTORIAN	
HS.610	£2 13 6
HS.812	£4 3 6
HS.912	£4 8 6
HS.1012 tapped coil, 3 7.5 or 15 ohms	£4 19 9

GOODMANS	
Axiom 150 Mk. II	£10 15 9
Axiom 102	£10 7 9
Axiom 101	£6 18 6
Axiom 22	£15 9 0

WHARFEDALE	
W15 CS	£17 10 0
Super 12CS/AL	£17 10 0
W12CS	£10 5 0
Golden 10 CSB	£8 14 11
Super 8CS/AL	£7 6 11
Super 3	£7 0 11
Bronze 10in.	£4 17 3
Bronze 8in.	£3 10 0
W.B. Crossover Unit	£1 10 0
W.B. Tweeter Unit	£4 4 0
Kelly Ribbon Tweeter	£12 12 0

TEST EQUIPMENT	
AVO	
Model 8	£23 10 0
Model 7 (latest)	£19 10 0
Unimior Mk. II	£10 10 0
Electronic Meter	£40 0 0
Wide Band Sig/Gen.	£30 0 0
Valve Characteristic Meter Mk. III	£75 0 0
D.C. Minor	£5 5 0
10kV Multiplier for Model 8	£3 5 0
Carrying Cases for Models 7, 8 and 40	£3 0 0

ADVANCE	
H.1. (Sig./Gen.)	£28 0 0
E.2 (Sig./Gen.)	£32 10 0
P.1	£22 5 0

COSSOR	
Oscilloscope 1035	£120 0 0
Oscilloscope 1052	£104 0 0
Volt: Calibrator 1433	£18 5 0

TAYLOR
All new Taylor Test Gear in stock.

PICKUPS AND PLAYERS	
ACOS, DECCA, COLLARO, CONNOISSEUR, LEAK, FER-RANTI, B.J., GARRARD, PHILIPS.	

MICROPHONES	
ACOS	
Mic 22 (Crystal)	£4 4 0
Mic inserts for above	£1 0 0
Mic 33-1	£2 10 0
Mic 35-1 (Crystal)	£1 5 0
LUSTRAPHONE	
M/C High Imp.	£5 15 6
LSV59 Dynamic	£8 18 6
RESLO	
VMC (low imp.)	£6 0 0
RBL/T	£8 0 0

FILM INDUSTRIES	
Ribbon	£8 15 0

MICROPHONE STANDS	
Floor, 3 extensions	£3 12 6
Table Stand	£1 5 0

LEAK AMPLIFIERS	
TL.10 complete	£28 7 0
Point 1, TL.12	£28 7 0
Point 2, TL.25	£34 7 0

QUAD, Mk. II	£42 0 0
MULLARD	£18 18 0
E.A.R. 4 watt	£9 9 0
TRIX 4 watt	£16 10 0

ALL GARRARD, CON-NOISSEUR, DECCA and COLLARO HEADS. SAPPHIRE and DIAMOND STYLII for the above HEADS NOW AVAILABLE.

WANTED

VERY HIGH PRICES PAID FOR THE FOLLOWING:-

APN3	BC342	I-152
ARCI	BC611	TS13
ARC3	BC713A	TS35
ARN7	BC714A	TS45
ART13	BC721	TS148
BC221	BC788C	TS174
BC312	CPN2	TS175

Also Modulation Transformers Thermador No. CS2160. and Scanner (antenna) RC94 or parts.

ALTHAM RADIO CO.
JERSEY HOUSE, JERSEY STREET
MANCHESTER 4

Telephone: Central 7834/5/6

Largest stocks in Europe of Government surplus material.



The COMPLETE TELEVISION SERVICING INSTRUMENT

Write now for full details to

AIRMEC LTD
HIGH WYCOMBE
BUCKINGHAMSHIRE

METAL SPINNING OUR SPECIALITY

PARABOLIC REFLECTORS up to 9ft. dia. LOUDSPEAKER HORNS, Etc., Etc.
POWER PRESSWORK to 250 ton capacity, including Hydraulic
GENERAL SHEET METAL WORK . ARGON . ARC & OXY-ACETYLENE WELDING

SHAWE METAL SPINNING WORKS

SWINTON STREET, KING'S CROSS, LONDON, W.C.I.

*Phone : TERminus 7422/3

Grams : Alipryde Phone London

Telephone : MUSEUM 9594.

H. FRANKS

DOUBLE-WOUND STEP-DOWN TRANSFORMERS, ex. A.M., Ref. 5P/284, input 200/250 volts, A.C., 50 cycles, output 100/110 V.A.C., 750 watts, fitted in metal case, with carrying handle, size $8\frac{1}{2} \times 7\frac{1}{2} \times 7\frac{1}{2}$ in., unused £7/2/6.

SPERRY'S 1/70th-h.p. 115-VOLT A.C. MOTORS, constant speed, 3,000 r.p.m. governor controlled, continuous rating, size $5\frac{1}{2} \times 3\frac{1}{2} \times 3\frac{1}{2}$ in., spindle $\frac{1}{2}$ in. diam. £1/12/6.

POWER UNIT, Power Type 167, 19in. panel mounting Metal Rectifier, 200/250 V.A.C., 50 cycles, output 50 V.D.C., 1 amp., UNUSED 55/-.

CHARGER UNITS, type 58, input 200/250 v. A.C. 50 cycles, output 20/24v. D.C., 3 amps., smoothed, continuous tropical rating, fitted in metal case, $18 \times 12 \times 7$ in. £4/12/6.

G.E.C. MULTI-RANGE MILLIAMETERS, $2\frac{1}{2}$ in. dial, 0/15/30/60 MA. Centre zero projecting type 16/6.

WESTINGHOUSE RECTIFIER SETS, Style 288 G.P.O., Input 200/250 Volts A.C., 50 cycles, Output 50 Volts D.C., 1½ amps. 70/-.

S.T.C. METAL RECTIFIER SETS, input 200/250 volts A.C., 50 cycles, output 220 volts D.C., 1½ amps, type 10D/1786, housed in metal cabinet, $2 \times 13 \times 11$ in. £9/10/0.

SPERRY'S CONSTANT-SPEED 115-volt 50-cycles motors 2,400 r.p.m., 3½ in. diam., 6in. long, $\frac{3}{8}$ in. spindle, 1½ in. long, No. LB1931 27/6.

P.V.C. PIRELLI, white flat 3-core 1/044 CABLE, in 100-yard coils, excellent quality per 100-yard coil 75/-.

"SIGNAL" WESTERN ELECTRIC TIME DELAY RELAYS, adjustable from 1/5 sec., governor controlled 24-volt D.C. coil, two heavy-duty, two make 10-amp. contacts 17/6.

PILOT REPEATER COMPASS. Containing 24 volt repeater motor. New. 18/6 each.

8IN. DIAM. VENT-AXIA EXTRACTOR FANS, 24v. D.C. or 36v. A.C., fitted suppressor units. Ideal for caravans, yachts, etc. Unused, complete in transit case. £4/7/6 each.

58-60 New Oxford Street, London, W.C.1

One min. from Tottenham Court Rd. Stn.

"CREED" MOTOR-OPERATED TAPE-WINDERS. Type No. 5.2885. Fitted 230 V.A.C. 1/100 h.p., motor, coupled to gear box, with slipping clutch. Final speed 25 r.p.m. approx. New, 65/- each.

TELEPHONES TYPES TELE-F., a table-type field telephone in bakelite moulded case with bell magnet ringing generator, operated from internal 3 to 4½ volt battery (not supplied) : suitable for 2-way communication up to a mile distance when used in prs., overall dimensions $9\frac{1}{2} \times 6\frac{1}{2} \times 5\frac{1}{2}$ in., £3/19/6 each.

PRESSURE PUMP UNITS. Operated by 24 volt A.C./D.C. motor, develops 10 lbs. pressure or vacuum. Complete with 10ft. length of pressure hose, cables and connectors, etc. Compact unit fitted in metal case, $6 \times 4 \times 4$ in. Made in U.S.A. Ideal for laboratory use, etc. New, in maker's cartons. £4 each.

STEP-DOWN TRANSFORMERS, input 180/230v. A.C., 50 cycles, output 2 windings 4.2, 4.2v, 10 amps., Ideal for soil heating, etc. 22/6.

ELCO SYNCHRONOUS CLOCK MOVEMENTS, 200/250 volts A.C., 50 cycles, with spindles for hours, minutes and seconds in bakelite, dust cover, 3in. diam., 2in. deep with flex lead, 1 hole fixing, up to ½ in. panel. 22/6 each.

CLOCKWORK DRIVEN TIMERS, variable, 5 to 30 mins. Fitted 15 amp. A.C. contacts. Totally enclosed, crackle finish, 17/6 each.

WESTERN ELECTRIC BLOWER MOTORS. Fitted centrifugal fan, available 12 volts D.C. or 110 volts A.C./D.C. Suitable for car-heaters, projectors or miniature vacuum cleaners, etc. Size $4\frac{1}{2} \times 3\frac{1}{2}$ in. approx. Price 29/- each.

SLIDING RESISTANCES, "Zenith" high-grade, totally enclosed, 384 lms., 1½ amps., new in maker's original packing, 60/-.

WESTERN ELECTRIC MOTORS, 1/25th h.p. cont. rating, 20/30 volts, A.C./D.C., series wound, 5,600 r.p.m., fan cooled, governor controlled, totally enclosed, 32/6.

STAINLESS STEEL AERIAL WIRE, gauge 7/015in., 1,600ft. reels. Ideal for electrifying fences, etc. 37/6 per reel.

CONTROL UNITS, type R.A., Mk. I, Ref. BR./2975. Contains Carpenter type 5 x 124 relay, 700+300 ohm coil, two G.E.C. type M.1095 relays, 670 ohm coil. 2 make 2 break contacts, resistors, condensers, etc. Fitted in sealed container, 4in. diam., 4in. high. Unused, 28/- each.

HEAVY-DUTY DOUBLE-SPRING-WOUND CONSTANT SPEED MOTORS, governor controlled, adjustable speed, 60 rev. in 45/46 secs., precision built, ideal unit for recording, overall size $7 \times 7 \times 6$ in., 62/6 each.

STEP-DOWN TRANSFORMERS, input 200-250v. A.C., 50 cycles, output 24v. 1 amp. 15/-.

METRO-YICK, SYNCLOCK AND SANGAMO WESTERN HOUR RECORDING METERS. 200/250 volts, A.C., 50 cycles, operating voltage, 1/10 to 10,000 hrs., recording ideal for life test, etc., unused. £2/7/6 each, post paid.

"FOSTER" L.T. TRANSFORMERS, input 230/250 V.A.C., 50 cycles, output 12 volts, 8½ amps. 30/-.

SYNCLOCK SYNCHRONOUS MOTORS, 115 volts, A.C., 50 cycles, 50 watts., final speed 4 r.p.m. 27/6 each.

HENDRY RELAY UNITS, fitted Sangamo model 5.7 synchronous clock units, 100/125 volts A.C., 50 cycles, 2½ watts., final speed 1 r.p.m., micro switch, relay, etc. 32/6 each.

DYNAMOTORS, complete with filters, input 28 volts D.C., 3.2 amps., output 330 volts, 135 ma. con. rating. 27/6 each.

AMERICAN DYNAMOTORS, input 27 volts D.C., output 285 volts D.C., 75 ma., 4½ in. long, 2½ in. diam. 18/6 each.

REDUCTION GEAR-BOXES, made by Werle-Korff Gear Co., U.S.A., fitted in die-cast case, 3½ in. diam., 1½ in. thick, base plate four hole fixing, input spindle $\frac{3}{8}$ in. diam., output $\frac{1}{2}$ in. diam., reversible, ratio 296 to 1, max. transmission capacity 1/30th h.p. 20/- each.

DITTO—Ratio 108 to 1, input and output spindles $\frac{3}{8}$ in. diam. 20/- each, special quotation for quantity.

FULL MAILING PRICE LIST 6d.

MANCHESTER

LHF AUDIO CENTRE LHF

LANCASTER HI-FIDELITY COMPANY (ARDwick 5762)

Stock ALL makes of quality audio equipment.

AMPLIFIERS

R.C.A.
Acoustical
Goodsell
Leak
Armstrong
Pamphonic
Rogers
Pye
Sound Sales
SPEAKERS
Wharfedale

Goodmans
Pamphonic
Barker
Kelly
Stentorian
Sound Sales
Adams
G.E.C.
Tannoy

MOTORS

Garrard

Connoisseur
Collaro
Lenco

PICK-UPS

Connoisseur
Ortofon
Leak
Tannoy
Lowther
Goldring
etc. etc.

TUNER UNITS

(FM and AM)
Pye
Acoustical
Goodsell
Chapman
Armstrong

RADIOGRAM CHASSIS
Armstrong 105
T.S.L. Empress

TAPE RECORDERS BY FERROGRAPH & SIMON

TAPE DECKS BY WEARITE AND TRUVEX

HIRE PURCHASE AND CREDIT FACILITIES

DIRECT SERVICE TO ALL PARTS OF THE NORTH

THE NORTH'S SOUND REPRODUCTION SPECIALISTS

LANCASTER HI-FIDELITY CO.
144 OXFORD RD. ("All Saints")
MANCHESTER 13

Bus Routes: 41 or 42 (Stop at Roxy Cinema). If coming by car drive towards the University.

ASK ARTHURS FIRST

Valves and C.R.T.s in great variety

AVO METERS IN STOCK

- Avo Model 7..... £19 10 0
- Avo Model 8..... £23 10 0
- COSSOR Oscilloscope Model 1035..... £120 0 0
- COSSOR Oscilloscope Model 1052..... £104 0 0
- ADVANCE AND TAYLOR Meters always in STOCK
- LEAK TL/10 Amplifier and "Point One" Pre-Amplifier. Complete..... £28 7 0
- LEAK F.M. Unit with built-in Power Supply..... £33 15 0
- JASON F.M. Unit with Power Pack..... £19 7 0

CHAPMAN F.M. 81 Unit £21 0 0

VALVE MANUALS

- Mullard 10 6
- Mullard 5 0
- Osram 10 0
- Osram Part 2 5 0
- Brimar No. 6 5 0
- Mullard Replacement Guide ... 2 6
- Art and Science In Sound Reproduction by F. H. Brittain, D.F.H. 2 6
- Postage 6d. extra.

LOUDSPEAKERS, RADIO, TELEVISION, RECORDERS AND RECORD PLAYERS OF LEADING MAKES

Goods offered subject to being unsold and to price alteration.

● WE WELCOME YOUR ENQUIRIES ON Radio and Electrical

Arthur's

EST. 1919

PROPS: ARTHUR GRAY, LTD.

GRAY HOUSE, 150-152 CHARING CROSS ROAD, LONDON, W.C.2.
Temple Bar 5833/4 and 4765 Cables: TELEGRAY, LONDON

GEE RADIO LTD

R.C.A. BRAND NEW 15in. 15 ohms 30 watt P.M. SPEAKERS. Snip price £9/19/6. Carriage 12/6.

R.C.A. PRESSURE UNITS. 15 ohms, P.M. 20 watts. Complete with Exponential Horn, length 14in. dia. 17in. £5/19/6. Carriage 10/-.

COMMUNICATION RECEIVERS P.C.R.2. Waveband 13-49, 200-600, 800-2,100 metres. Also P.C.R.3. 13-41, 41-120, 200-550 metres. Both types in brand new condition. Fully tested before despatch. Price £7/10/- each. Carriage 7/6.

POWER PACKS for the above Models available, complete with Speaker, built into very attractive Polished 8in. Extension Cabinet, ready for use on 200-250 v. A.C. Mains. £5/10/-, Carriage 7/6.

B.C. 614A SPEECH AMPLIFIER (Part of B.C.610 Equip.). As new, £22. Carr. extra.

MARCONI CRYSTAL CALIBRATORS for Band III Ex. Gov. Freq. range 170-240 Mc/s. Directly Calibrated Dial, 5 Mc/s Crystal Oscillator, Self-contained Power Pack for A.C. Mains operation. Complete with crystal and all valves, also spare set of valves with Instruction Manual. Brand new in original Transit Case, £5/10/6. Carr. extra.

C.M.G.-25 PHOTO CELLS (Osram). Brand New 17/6 each.

B.S.R. MONARCH. 3 speed automatic record-changer. Brand New in sealed makers cartons. £7/15/-, Carr. 7/6.

B.S.R. 3 speed motor and turntable only. Brand New. £3. Carr. Pd. **50 WATT EX GOVT. AMPLIFIER** with 4-KT66's in paralleled push-pull. Standard 200-250 v. A.C. input. Output impeded. 600 ohms. Line. High imp. gram and mike input. Bass boost control fitted. Quality amplifier housed in strong metal case ready for use. Terrific performance. Bargain price £25. Carriage extra.

R.C.A. 20 WATT MIKE AND GRAM AMPLIFIER, complete, ready to use. Tested before despatch. Housed in attractive all-metal case. Limited quantity available, only £18/10/-, Carr. 10/-.

E.H.T. TRANSFORMERS: 4.5kv. at 10ma. Pri. 230v. Bargain price, 32/6. Carr. 3/-.

3A5 VALVES, Brand new (DCC90), 15/-.

METERS

- 0-1 mA. 2½in. round flush mounting. 21/-.
- 0-10 mA. 2½in. round flush mounting. 12/6.
- 0-30 mA. 2½in. round flush mounting. 15/-.
- 0-5 amp. 2in. square flush mounting. 15/-.
- 0-300 v. A.C. flush mounting 2½in. scale. 25/-.
- 0-25 amp. D.C. flush mounting 2½in. scale. 12/6.
- 0-15 v. and 0-250 v. D.C. pocket volt-meter 2½in. 15/-.
- AR-77 "S" meters 2in. F.S.D. 5 mA. 30/-.
- 0-200 v. A.C. meters flush mounting 3½in. Grade I. 40/-.

WAVEMETER CLASS D. Freq. band 1,900 kc/s-8,000 kc/s. (158-37.5 m.) in two ranges, 1,900 kc/s-4,000 kc/s. Also 4,000 kc/s-8,000 kc/s. in perfect working order. Supply 6 v. D.C. input. £8/5/-, Carr. paid.

CONDENSERS. 2 mfd. 7.5 kv. wkg. at 15 kv. test (Dubilier). Brand new in original crates. £2/10/-, Carriage 5/-.

VARIABLE VOLTAGE REGULATOR TRANS. Input 230 v. A.C. at 21 amps. Output 57.5 volts in 16 equal steps to 230 v. at 21 amps. Ex. Govt. in perfect condition. £12/10/-, Carr. extra.

H-DUTY TRANSFORMERS L.T. 230 v. PRI-II-12.5 v. SEC. at 70 amps. £5/10/-, Carriage 7/6.

DON "8" TWIN TELEPHONE CABLE on 1 mile and ½ mile drums. £5 per mile, 25/- per ½ mile. Carriage extra.

WESTON BATTERY OSCILLATORS. Model E 692 Type 2. In perfect condition. Coverage 100 kc/s-20 Mc/s. Audio output approx. 400 c/s. Complete with instruction books and charts. £5/19/6. P.P. 4/6.

COLLINS RADIO RECEIVERS TYPE 46159A. Freq. range 1,500 - 12,000 kc/s. Input 12 v. or 220 v. D.C. Less crystal and power pack. This unit is part of TCS-12-Trans Receiver equipment. In clean and good condition. Limited quantity £15. Carriage 7/6.

VALVE TESTER (by Radio City Products, U.S.A.). Model No. 314. Brand new, unused with instruction manual. 110-220 v. A.C. 50 c/s. Will test most American valves from 1.1 v. to 200 v. £10. Carr. 5/-.

EX-PHILCO 6 v. and 12 v. Car Radio Vibrator Transformers. H-T 280 v. @ 80 mA. New in perfect condition. 12/6. Postage 1/8.

R.C.A. PRE-AMPLIFIERS. Comprising 2 6J7 valves and connections. Available for photo cell input 250 v. H.T. 6.3 v. L.T. supply required. Output control. Complete unit. New and unused. £5. Carriage paid.

ROTARY CONVERTERS. Ex Govt. 12 v. D.C. input 230 v. A.C. Output 50 cycles at 125 watts output. Complete in carrying case containing voltage control, sliding resistance mains switch and 0-300 v. A.C. Flush Meter, in perfect working order. £8/10/-, Carr. extra.

RACKS. G.P.O. STANDARD. For 19in. panels. Steel channel sides, correctly drilled, heavy angle base, height 6ft. £3/10/-, Carr. extra.

CARRIAGE CHARGES APPLY TO ENGLAND ONLY.

QUOTATIONS TO THE TRADE FOR BULK SUPPLIES. ALSO ACTUAL ENQUIRIES WELCOMED. MANY OTHER LINES IN STOCK.

15, LITTLE NEWPORT ST., LONDON, W.C.2.

(ADJOINING LEICESTER SQUARE TUBE STATION)

GERrard 6794/1453



THE MODEL CR50 BRIDGE measures from 10pF to 100mF and from 1 ohm to 10 megohms in fourteen ranges, having a total scale length of over 120 inches. Indication of balance is given by a magic eye fed from a high gain amplifier valve. A leakage test is incorporated for condensers. The internal standards are Constantan 1% resistors. Specially designed for bench use with case and panel of steel finished black crackle. Complete with all valves and instructions ready for immediate operation from 200/250 volt A.C. mains. Fully guaranteed and priced at only £7/18/- plus 4/6 carriage and packing. Hire Purchase £4/6/3 deposit and five monthly payments of 17/3.

SG50 SIGNAL GENERATOR covers 100 kc/s to 80 mc/s in six continuous ranges on fundamentals (NOT harmonics) either modulated 400 cps or CW. Uses EF91, 6C4 and RM1 with double wound mains transformer. The scale is directly calibrated on all ranges with scale length over 60 inches. In de luxe olive green metal case with carrying handle and engraved matching scale of perspex. The cost today is only £8/10/- plus 6/- carriage and packing. Hire Purchase £4/13/- deposit and 5 monthly payments of 18/7.

VV50 VALVE VOLTMETER measures up to 250 volts A.C., R.F. or A.F. with input impedance of 11 Megohms. For mains operation. Price £7/19/6 plus 4/6 carr./packing or £4/6/3 deposit and five monthly payments of 17/3.

Further details sent by return on receipt of stamped and self addressed envelope. Trade enquiries welcomed—supplied direct.

NOTE NEW ADDRESS — Now at:—

GRAYSHAW INSTRUMENTS

126 SANDGATE HIGH STREET, FOLKESTONE, KENT.

TRANSFORMERS

COILS

LARGE OR SMALL QUANTITIES

CHOKES

TRADE ENQUIRIES WELCOMED

SPECIALISTS IN

FINE WIRE WINDINGS

MINIATURE TRANSFORMERS, PICK-UP CLOCKS AND INSTRUMENT COILS, ETC. VACUUM IMPREGNATION TO APPROVED STANDARDS

ELECTRO-WINDS LTD.

CONTRACTORS TO G.P.O., M.O.S., L.E.B., ETC.

123-5-7 PARCHMORE ROAD, THORNTON HEATH, SURREY LIVINGSTONE 2261 EST. 1933

Sound Reading!

SOUND REPRODUCTION by G. A. Briggs

Third edition, second impression, 368 pages, 315 Illustrations. Chapters on Resonances, Cabinets, Room acoustics, Response curves with oscillograms, Crossover networks, Recording systems, Records, Pickups, etc. Total sales exceed 35,000. 17/6, (18s. 6d. post free.)

LOUDSPEAKERS *The Why and How of Good Reproduction*


by G. A. Briggs

New 4th Edition. 92 pages. 45 illustrations. Standard reference work on loudspeakers. Detailed information, easy-to-follow diagrams, description of Electrostatic speaker and demonstrations in Royal Festival Hall. Total sales exceed 40,000 7/6. (7/9 post free.)

PIANOS, PIANISTS AND SONICS by G. A. Briggs

Invaluable to students, teachers, etc. Chapters on: History, Construction, Harmonic Analysis, Room Acoustics, Touch, Tone and Tuning. 192 pages, 102 illustrations. 10/6. (11/- post free.)

Wharfedale Wireless Works Ltd. Bradford Rd., Idle, Bradford, Yorks



WHY GERMANIUM RECTIFIERS?



In the high frequency field and in cases where the maximum efficiency must be packed into the minimum space, Ediswan Germanium Rectifiers are greatly in demand. Both Point Contact and Junction types are available. They are remarkably robust and have an unusually long operating life.


Literature giving performance curves, ratings and dimensions is available on request, and of course, our technical experts are always at your service.



EDISWAN

RADIO DIVISION

THE EDISWAN SWAN ELECTRIC COMPANY LIMITED
155 Charing Cross Road, London, W.C.2 and Branches
Member of the A.E.I. Group of Companies
Telephone: Gerrard 8660 Telegrams: Ediswan, Westcent, London



A NEW VALVE VOLTMETER

RANGE: 0-10mv, 0-100mv, 0-1v, 0-10v, 0-100v, RMS FSD
FREQUENCY RESPONSE: 20 c/s to 1 mc/s
ACCURACY: $\pm 2\%$
INPUT IMPEDANCE: 1 M Ω and 5 puf.

Price: **£55 0 0**
Send for List No. A7

SUTTON COLDFIELD ELECTRICAL ENGINEERS,
Reddick Trading Estate, Sutton Coldfield. SUT. 3038 & 5666

HANNEY OF BATH OFFERS

VIEWMASTER 3 STATION T.V. TUNER (P. Television)
Denco coilset with screens, can and screws 30/-; Denco switch, Fine Tuner, Coil mounting plates and tag panel 27/-; Kit of resistors 7/6; TCC condensers kit with two printed circuits, valve holders etc. 43/-; Gain controls 3/3 each; Co-ax P/Skt. 2/6; Valve cans 1/3 each. Complete kit of parts for the TUNER, with the two Genuine MULLARD Valves, nuts, bolts, wire co-ax etc. £3/19/6. Denco Coilset for conversion of the V-Master 8V chassis to the I.F. amplifier 22/-; OR Complete kit of 8V conversion components 39/6. All Standard V-Master items in stock. Full list available.

MULLARD 3 VALVE 3 WATT AMPLIFIER.
Punched chassis 10/6; Gilson Trans. Mains 35/-; Output 25/6. Elstone Trans. Mains 35/-; Output 21/-; Condenser kit 20/-; Resistor kit with 3 pots. 22/6. Complete kit with Genuine MULLARD VALVES £3/19/6. Full list available.

MULLARD 510 AMPLIFIER.
Erie Resistors 27/-; TCC Condensers 45/-; Elstone Mains Trans. 36/- (100 ma.); 42/6 (120 ma.); Output Trans. 45/- (6K or 8K); Gilson mains trans. 60/- (140 ma.); Output Trans. 47/6 (6K or 8K); Ultra linear type 52/6; Partridge Mains Trans. 65/6; Output Trans. P.3667 55/6; Partridge Ultra Linear type P.4014 98/6. Denco punched chassis 19/6 with base plate; Printed front panel 8/6; Type 'A' and 'B' Chassis (panel not printed) 8/6 and 12/6 respectively. Condensers 'A' 15/6 'B' 24/6; Resistors 'A' 17/6, 'B' 35/6 (with pots). Full list available, giving details of complete kits.

OSRAM 912 PLUS AMPLIFIER.
Erie resistor kit, 17/4; Erie 1 meg. pots, 4/6 each; TCC condenser kit, 55/-; PARTRIDGE components with loose lead terminations (includes packing charge). Mains Trans. 65/6; choke, 34/6; output trans. 85/6; W.B. components. Choke, 18/3; output trans. 32/-; Denco drilled chassis, 14/6; Denco 912 Plus printed panel. 7/6; pre-amp. or passive chassis, 6/-; Full list available.


COMPONENTS are still available for the following F.M. TUNERS —Wireless World. Mullard, Osram 912; Denco Maxi-Q. List available.

WIDE ANGLE COMPONENTS. ALLEN. Teaking Chassis, 50/-; Coilsets (7K and Super-Visor), 44/6; L.O.308, 40/-; F.C.305.21/-; D.C.300c. 39/6; FC302, 31/-; G.L.16 and 18, 7/6 each; SC.312, 21/-; AT.310, 30/-; OP.117. 9/-; BT.314, 15/-; DENCO Chassis Magnaview, 37/6; Chassis, Super-Visor, 51/6; Coilsets Magnaview 41/2; WA/DCA1, 43/-; WA/FCA1, 31/-; WA/LC1 and WC1, 7/6 each; WA/FMA1. 1/-; WA/LOT1, 42/-; WA/FBT1, 16/-.

Send stamp for lists. Please add 2/- postage to all orders under £3 (excess refunded)

L. F. HANNEY
77 LOWER BRISTOL ROAD, BATH
Tel. 3811

EDDYSTONE COMMUNICATION RECEIVERS



Model 840A illustrated
Cash Prices and Special Credit Terms

Model	Cash Price	Deposit	8 monthly payments of
820	£38 0 0	£4 8 8	£4 8 8
840A	£55 0 0	£6 8 4	£6 8 4
750	£78 0 0	£9 2 0	£9 2 0
680X	£120 0 0	£14 0 0	£14 0 0

Carriage paid per passenger train

Model 840A, is for A.C. or D.C. 110/250 v. making it especially suitable for universal use. 750 and 680X 110/240 v. A.C. The very large tuning dials are clearly marked with band spread logging. Silky gear driven flywheel loaded tuning mechanism. These sets are the choice of the discerning professional and amateur users. Descriptive literature gladly forwarded.

Latest EDDYSTONE Component Catalogue 1/-



The Eddystone Specialists
SERVICES LTD.,

55 COUNTY ROAD, LIVERPOOL, 4
Telephone: AINTREE 1445 ESTAB. 1935
Branch Address: MARKET CROSS, ORMSKIRK

SAMSON'S SURPLUS STORES

Special Offer of Heavy Duty L.T. Transformers

All listed below are either ex-Air Ministry or ex-Admiralty and are very conservatively rated. Pri. 230 v., sec. 50 v. 20 amps. Completely enclosed £6/10/- plus carr. Pri. 230 v. sec. 11 v. 150 amps., £7/10/- plus carr. Pri. 230 v. sec. tapped 11 v. 11.5 v. 12 v. 12.6 v. 70 amps., £6/10/- plus carr. Pri. 230 v. sec. 4vCT 20 amps., 45/- carr. 3/- Pri. 200-250 v. sec. 8.2 v. C.T. 10 amps., 22/6 carr. 3/- Pri. 200-240 v. sec. 12 v. 45 amps., £3/15/- carr. 7/- Pri. 200-240 v. sec. tapped 10-12 v. 16 amps., 32/6 carr. 4/- American Ohmite Heavy Duty W.V. Pots: 3 ohm 5 amps., 10/6 P.P. 1/6. 25 ohm 1.75 amps. 10/6, P.P. 1/6. 10 ohms 2 amp., 8/6, P.P. 1/6. 90 ohm 0.75 amps., 8/6, P.P. 1/6. 1 ohm 3 amps., 5/6, P.P. 1/- 3 1/2 in. wire wound Pots 20 watt 15K, 17K, 20K, 10/6, P.P. 1/6. 2 1/2 in. 10 watt 3,000 Ω 10 watt, 7/6, P.P. 1/6. American General Electric 12in. Field Rheostats 38 ohms 5.6 amps. res out 2.1 res in. Complete with control knob and fixing bolts, 45/-, carr. 7/6. Heavy-Duty sliding resistors. We have London's largest selection! Let us know your requirements. Berco 1350 ohms 10 watt 3 1/2 in. Pots, 7/6, P.P. 1/6. A.M. 24 v. Fuel Pumps length 16 inches, 32/6, P.P. 2/6. S.T.C. 7/012 plastic covered copper connecting wire, various colours, 200-yard reels, 12/6 per reel, P.P. 2/6. Commando telephone cable P.V.C. 1,000 yard drums. Ideal for telephone work and very useful in the home and garden. 12/6 per drum, P.P. 2/6.

36ft. Aerial Mast R.A.F. Type 50. Complete kit consists of 9 tubular steel sections. Length 4ft. dia. 2in. Set of pickets. Top plate base plate. Guy and all fittings supplied in canvas carrying bags. Ideal for T.V. aerial masts, £7/10/-, carr. 7/6. Carbon Resistors 1/2-2 watt, 10/- per 100. Large selection of Values P.P. 6d. High Grade Sleeving 1 1/2-5 mil. mixed bundle, 2/6, P.P. 2/6.

169/171 Edgware Road, London, W.2. Tel.: PAD 7851
125 Tottenham Court Road, W.1. Tel.: EUS 4982

All orders and enquiries to our Edgware Road branch, please. This is open all day Saturday.

NEW G.E.C. MOBILE RX/TX complete with 12 v. rotary power unit, 80.9, 81.1, 81.3 Mc/s, 7 watt output. Special price £25. 1294 RECEIVERS in good order, £20 each.

MULTI-RANGE TEST METERS by Weston, Radio City Products and other well-known makers.

SPECIAL OFFER of Constructor's parcel of 100 assorted resistors comprising 1/2, 1 and 2 watt from 10 meg.-22 ohms, 12/6.

MEGGER SAFETY OHMMETERS. Perfect, £3.

H.R.O. SENIOR RECEIVERS. With A.C. P.P., 5 coils, £28.

D.S.T. 100 RECEIVERS, as new. Coverage 1s 7 bands from 30 Mc/s. to 50 Kc/s., £20 each.

HALLICRAFTERS SX28, S27, S41, S38, etc. Perfect cond. AR88LF, AR88D, CR100, from stock.

CANADIAN R.103 RECEIVERS, as new, modified, for A.C. working, £14.

A.C./D.C. MOTORS suitable for sewing machines, 47/6 each.

A.C./D.C. 12 v.-15 v. MOTORS, long spindle for models, 15/- each.

NEW M/C MICROPHONES, hand type, with 12 yds. heavy duty screened cable, £3 each.

TEST EQUIPMENT. We hold a comprehensive stock. Multi-range meters at 1,000 and 20,000 o.p.v., valve testers, signal genes.

RECTIFIERS, 12 v., bridged, 8 amps, 18/6 each.

MAINS TRANSFORMERS. 350-0-350 v. Ellison at 120 mA. 6.3 v. 5 a., C.T. 5 v. 3 a., 37/6. Full range of all types of Ellison products in stock.

F.M. DEVIATION METER, in perfect working order, £20.

PARTRIDGE TRANSFORMERS, 100 m/a. 250-0-250 v., 6.3 v., 110-230 v. input. £1 each.

H.R.O. COIL, 0.48-0.96 Mc/s., etc., at £2/5/- per coil.

Your post enquiries welcomed. S.A.E. for reply, please. Orders, C.W.O. or pro-forma invoice, no C.O.D. Prices quoted do not include carriage and packing.

Callers welcomed—all stock must be sold within six months. Great Bargains.

SERVICE RADIO SPARES

4, LISLE STREET, LONDON, W.C.2

Telephone: GERrard 1734

THE WORLD'S GREATEST BOOKSHOP

FOYLES

★ ★ FOR BOOKS ★ ★
NEW AND SECONDHAND
Technical Books

Foyles have Departments for Gramophone Records, Stationery, Handicraft Tools and Materials, Music, Magazine Subscriptions, Lending Library.

119-125 CHARING CROSS ROAD, LONDON, W.C.2

Gerrard 5660 (20 lines) ★ Open 9-6 (Thurs. 9-7)

Nearest Station: Tottenham Court Road

5mm. & 7.5mm. Pea Bulbs

CAP. L.E.S. to British Standard 98/E5. Diameter 5mm. Length 8mm. BALLOONS. Tubular 5mm. Spherical 7.5mm. OVERALL LENGTH. Tubular 15mm. ± 1mm. Spherical 16mm. ± 1mm. RATINGS. Voltages up to 24 volts.



VITALITY BULBS

Subminiature and all other indicator types.

Vitality Bulbs Ltd., Neville Place, London N.22

Phone: BOWes Park 0016


IT'S THE PRICE! THAT COUNTS

Modern methods of production have made it possible to manufacture the complete range of BAND III Aerials at an amazingly low cost. Study the outstanding features of this range of Quality Aerials.

- ★ COMPLETELY ASSEMBLED. READY FOR IMMEDIATE ERECTION.
- ★ CONSTRUCTED ENTIRELY FROM HIGH GRADE ALLOYS.
- ★ SUPPLIED CORRECTLY TUNED FOR EACH INDIVIDUAL CHANNEL.
- ★ ELEMENTS AND BOOM SEALED TO PREVENT HUMMING.
- ★ POLYTHENE MOULDED INSULATOR.
- ★ INDICATION OF PRICE: 8 Element..... 62/6

Send 1/- P.O. for revised multi-page illustrated Catalogue to:

FRINGEVISION LTD. MARLBOROUGH, WILTS. 'Phone 657'8



BAND III CHANNELS 8-9-10

A new CONVERTOR KIT is now available for LONDON—MIDLANDS—NORTH

Fit this new convertor not to your set but inside your set, even 9in. table models, and retain that professional look.

This convertor has been evolved since the I.T.A. transmissions began, and is based upon experience gained in the conversion of very many Band I sets in the London area.

- IT will convert any set, any age, TRF or Superhet
- IT includes station switching
- IT provides pre-set contrast balancing
- IT uses only one aerial input for both bands
- IT provides manual tuning on Band III
- IT is totally screened
- IT completely rejects unwanted signals
- IT requires no additional power supply where either 6.3V or 3 amp line is available.

CONVERTOR wired and aligned with fitting instructions	£4 2 6
KIT complete in every detail, less knobs	£2 12 6
KNOBS each	1 0
CIRCUIT and instructions in detail (free with kit)...	3 6
BAND III AERIALS (send for list), from	12 6
CROSS-OVER UNITS—Outdoor (printed circuit)	15 0
AERAXIAL feeder cable per yard	10

When ordering please state present B.B.C. Station and I.T.A. Orders over £2 post free.

C. & G. KITS

285, LOWER ADDISCOMBE ROAD, ADDISCOMBE, CROYDON, SURREY

Phone: ADDiscombe 5262

THE BRITISH NATIONAL RADIO SCHOOL

ESTD. 1940

NOW IN OUR SIXTEENTH YEAR AND STILL

NO B.N.R.S. STUDENT HAS EVER FAILED

to pass his examination(s) after completing our appropriate study course.

Our Secret?

Sincerity, Long Experience, Family Ownership, Pride of Service and a genuine attempt to mould the "Course" to the student.

A.M.Brit.I.R.E. and CITY and GUILDS Radio and Telecommunications Exams., etc. etc.

PRINCIPAL,
BRITISH NATIONAL RADIO SCHOOL
2, CANYNGE ROAD, CLIFTON, BRISTOL, 8
Tel. BRISTOL 34755

BAND 3 T.V.

CONVERTOR 183/196 Me/s.

Kit of parts complete to build this most successful unit, comprising drilled chassis, valves, coils, res., cond., etc.; slightly modified version (Wireless World, May, 1954). £2/5/- post free. Send for blueprint and wiring diagram. 1/6 post free. Power Pack Components, including mains transf. and met. rect., 30/- extra. Provision has been allowed on chassis for Band I-Band 3 switching. Suitable for most types of T.V. sets, T.R.F. or superhet. B.B.C. BREAK-THROUGH FILTER, tunable filter unit for B.B.C. pattern rejection, P/1



RADIO-GRAM CHASSIS

5 VALVE SUPERHET, LATEST B.V.A. MIDGET SERIES VALVES
3 WAVEBANDS:—L.W. 800m-2000m, M.W. 200m-550m, S.W. 16m-50m. Chassis size 13 1/2 x 5 1/2 x 2 1/2 in. Attractive Glass Dial 10 x 4 1/2 in. edge lit by 2 pilot lamps. Horizontal or Vertical Station Names and 4 control knobs, walnut or ivory to choice. 4 position W/C switch, L.M.S. and Gram. P.U. sockets. Modern circuitry, all coils adjustable, dust coated and only quality components used throughout. Delayed A.V.C. and neg. feedback. A.C. mains 200-250 v. Double wound transf. isolates chassis from mains. Aligned and calibrated ready for use.

BRAND NEW & GUARANTEED £9.15.0 Carr. and ins. 4/6
3-ohm speakers suitable for this chassis available 8" 19/6, 10" 25/-
7-Valve De Luxe, push-pull version, 7-watt output £12.10.0

QUALITY FLUORESCENT FITTINGS

Ideal for home or workshop. 4ft., 220-250 v., complete with tube, ballast unit, etc. ready for use. Famous manufacturer's surplus offered at approx. half price. Starter switch type 42/- . Quick start type 47/8. Carr. and ins., 7/6 extra.

ELECTROLYTICS

Leading Makes New Stock

TUBULAR	CAN TYPES	80 ohm CO-AXIAL
25/25 v. 50/12 v. 1/8	8-8/450 v. ... 4/6	SPECIAL.—Semi-air spaced polythene standard 1/2 in. diam. Stranded core. Feeder losses cut 50%. 9d. yard.
50/50 v. 4/500 v. 2/-	8-18/500 v. ... 5/6	Standard 1/2 in. Grade A, 8d. yard.
100/25 v. ... 2/-	16-16/275 v. ... 4/8	COAX PLUGS 1/2. SOCKETS 1/-.
5/500 v. ... 2/6	16-16/450 v. ... 5/6	COUPLERS 1/3. OUTLET BOXES 4/6.
8-8/500 v. ... 4/6	16-16/350 v. ... 6/-	BALANCED TWIN FEEDERS per yd., 6d.
8-16/450 v. ... 5/-	18-32/350 v. ... 4/-	Special 300 ohm TWIN FEEDER 8d.
16/350 v. ... 3/-	32-32/275 v. ... 4/6	TWIN SCREENED FEEDER per yd., 1/-.
16-16/450 v. ... 5/6	60-60/250 v. ... 6/8	50 OHM COAX CABLE 8d. per yd., 1in.
32/350 v. ... 4/-	60-60/350 v. ... 6/8	ATTENUATORS 6db, 12 db, etc., from 3/6.
32/500 v. ... 5/-	80-80/250/275 v. 12/6	Band 1-3 Cross-over filter unit from 10/6.
32+32/350 v. ... 5/6	84+120/275 v. 11/6	
32+32/450 v. ... 6/6	100+200/275v. 12/6	

CONDENSERS.—Mica, Silver Mica. All pref. values, 3 pf. to 1,000. 6d. each. Ditto ceramics 9d. each. Tubulars, 450 v. Hunts and T.C.C. .001 mfd.-.01 and 1/350 v., 9d. each. .02-.1/500 v., 1/- each. .25 Hunts, 1/6. .5 Hunts, 1/9.

SPEAKER FRET.—Expanded Bronze anodised metal 8 x 8 in., 2/3; 12 x 8 in., 3/-; 12 x 12 in., 4/3; 12 x 16 in., 6/-; 24 x 12 in., 8/6, etc.
TYGAN FRET (Murphy pattern) 12 in., x 12 in., 2/-; 12 x 18 in., 3/-; 12 x 24 in., 4/- etc.

JASON F.M. TUNER UNIT 87-105 m/cs

Kit of parts to build this modern and highly successful unit complete with drilled chassis and J.B. dial, wound coils and screening cans. 4 BVA miniature valves and all necessary quality components, etc., for only £6/10/- post free. Superior dial calibrated m/c/s, edge lit by 2 pilot lamps, 12/6 extra. Power Pack components kit including double wound mains transformer. £2/5/- extra. Tested and approved by "Radio Constructor," etc. Illustrated handbook with full details 2/-, post free.



RESISTORS

Carbon type. Pref. values 10 ohms-10 megohms, 20% Tol. 1 w. 3d.; 1 w. 6d.; 1 w. 6d.; 2 w. 9d.; 10% Tol. 1 w. 6d.; 5% Tol. 1 w. 1/-; 1% HI-stab. 1 w. 2/-

WIRE WOUND TYPES

Wire ends. Silicone coated. 25 ohms—10,000 ohms, 5 w., 1/3. 5 w., 1/9. 10w. 2/3. 10w. 1/6; 15 w., 2/-; 15K-33K. LIME CORD .3a 60 ohms per ft., .2a 100 ohms per ft., 2 way 6d. per ft., 3 way 7d. per ft.

ALUMINIUM CHASSIS

18 g. Plain undrilled. Folded 4 sides. riveted corners, lattice fixing holes. Depth 2 1/2 in., 7 x 4 in., 4/6; 9 x 8 in., 5/9; 11 x 7 in., 6/9; 13 x 9 in., 8/6; 14 x 11 in., 10/6, etc.

S.T.C. RECTIFIERS

E.H.T. types. K3/25 2 Kv., 4/3; K3/40 3.2 Kv., 6/-; K3/45 3.6 Kv., 6/6; K3/50 4 Kv., 7/3; K3/100 8 Kv., 12/6, etc. Mains types. RM1 125 v. 60 mA., 4/-; RM2 125 v. 100 mA., 4/9; RM3 125 v. 120 mA., 5/9; RM4 250 v. 275 mA. 16/-

RM4B type, 275 v., 276 mA., 17/6. LT types F/W bridge 6-12 v. 1 1/2 a., 8/9 3 a., 15/6; 4 a., 18/6; 6 a., 21/6 each.

PRE-SET W/W POTS

T.V. knurled slotted knob type. 25 ohms to 30,000 ohms. 3/-; 50,000 ohms, 4/-; 50,000 ohms to 2 Megohms (carbon), 3/-.

VOLUME CONTROLS

Midget log type. Ione spindles, all values 10,000 ohms to 2 Megohms. Less sw., 3/-; S.F. sw., 4/-; D.F. sw., 4/9. Lines types all values 10 ohms to 2 Megohms less switch 4/- Guaranteed 12 months.

TRS RADIO COMPONENT SPECIALISTS

70 BRIGSTOCK RD., THORNTON HEATH, SURREY



Phone: THO 2188. Hours: 9 am.—6 pm., 1 pm. Wed. Open all day Saturday. BY THORNTON HEATH STATION. BUSES 130A, 133, 169, 166, 190

Terms: C.W.O. or C.O.D. Kindly make cheques, P.O.s, etc., payable to TRS 8 Post & Peeking up to 1lb. 7d., 1lb. 1/1. 3lb., 1/6. 5lb. 2/-, 10lb., 2/9. Bargain Lists. 3d.

INTRODUCING THE "VISCOUNT" tape recorder, successor to the "Herga" and making FULL use of the Push-button facilities of the wonderful new Motek K8 deck. Servo brakes, Button control of Amplifier roller, pads & brakes. Adjustable Azimuth and possibility of changing from B. S. I. to Continental Standard. But write for leaflet and judge whether this is not the best value in recorders at 42 Guineas, or £22/2/- down and 12 monthly payments of £2/3/1, or £7/2/6 down and 8 monthly payments of £5/4/-.

Bias Oscillator Coils. The HATFIELD oscillator has COMPLETE STABILITY, LESS THAN 0.28 of 1% distortion, R.M.S. output voltage 50% greater than the H.T. voltage. 1 valve, 1 coil, simple circuit.

Sounds incredible, but it is GUARANTEED. Send for copy of N.P.L. report and see our ad. in April issue of "W.W." The HATFIELD oscillator is now made with 3 output impedances to suit any Head on the market. 45 Kc/s to 50 Kc/s.

TAPE RECORDISTS! Are you Completely satisfied with your recordings? Bad waveform in an oscillator can cause DISTORTION due to intermodulation. NOISY BACKGROUND due to D.C. component in an asymmetrical waveform and INTERFERENCE with radio due to harmonics beating with incoming signal. The fundamental frequency cannot cause audible beats. **COIL**, complete with circuit, 10/6 post free. Patent app. for.

BIAS REJECTOR COILS
Even a small amount of bias frequency getting into the amplifier can cause a lot of trouble, and nearly all tape recorders need a rejector coil to prevent this
COIL, complete with instructions, 5/6 post paid.

MOTEK TAPE DECKS
The famous K8 deck; twin track, two speed, with push buttons and SERVO braking, is a beautifully finished job at only 20 gns. Post free. Or H.P. terms on application.

TAPE AMPLIFIERS
The HATFIELD amplifier is complete with oscillator as above, and magic eye, less speaker, at £12/15/-. Or H.P. terms on application.

HATFIELD RADIO

78 STROUD GREEN RD., LONDON, N.4

MIDLAND INSTRUMENT CO.

ELBOW TELESCOPES by Cooke, Sims & Troughton, 8x30, in gunmetal housing, size 9in. long, 4 1/2in. high, base 5 1/2in. dia., unused and perfect, value £20, our price 50/-, post 2/6; otherwise we can supply the complete optical system for above—consists of the variable eyepiece, right-angle erecting prism and objective, all mounted, 20/-, post 1/-.


ROSS ACHROMATS, 35 mm. dia., f/4, 4in. focal length, enlarges a 35 mm. negative to 2 1/2in. x 3 1/2in., also suitable for projection, in brass mounts with screw focussing, new and perfect, 10/-, post 6d.

HUGHES 12-VOLT D.C. SHUNT MOTORS, taking 1.25 amps., up to 2-amps. on load, speed 5,000 r.p.m., external reversing terminations, size 3 1/2in. long, 1 1/2in. dia., 1/2in. dia. shaft, weight 20 oz., oil impregnated bearings, balanced armature, a very superior powerful motor, original cost over 27, our price new unused 10/-, post 1/3, 2 for 20/-, post paid. Ditto, fitted reduction gears, giving a final drive of either 320 or 160 r.p.m. (state which required), 12/6, post 1/6, 2 for 25/-, post paid.



ELECTRIC PUMPS (liquids) impeller type, 24 v. 3 amps., or 12 v. 5 amps., delivery 10 gals. per minute, length 7 1/2in., motor dia. 3in., pump dia. 4 1/2in. open flanged intake end for tank fixing, etc., side delivery port. In. B.S.P. ext. thread, motor is fan-cooled, weight 5 lbs., a very superior pump, value £15, our price brand new in sealed cartons, 27/6, post 2/6.

HAND GENERATORS, fitted gearbox and detachable handle, generates 28 v. L.T. and 300 v. H.T., with data to convert in a few minutes to an efficient 200/250 v. A.C./D.C. motor with final drives of approx. 60, 12 and 2 r.p.m. unused and perfect, 17/6, post 2/6.



NAVIGATORS CHART BOARDS, selected 7-piece polished wood 17in. x 17in. by 3/4in. thick, fitted brass parallel motion drawing arm, hinged to board edge slide with lock screw, free arm end fitted protractor scale marked in degrees, also ruled Plexiglas transparent straight edge 10in. x 3in. by 1/4in. thick, each with locking device, board back has felt lined feet with pencil holder these are brand new and boxed, value 70/-, our price 25/-, post 2/6, 2 for 50/-, post paid.

BENDIX SELSYNS (Magnilips), 3in. synchro transmitters, 50-v. 50-cycle single phase A.C., we have supplied over a thousand of these to large firms and Govt. Depta. for automation, etc., research, these are brand new, elaborately protected and packed, each with angular accuracy, etc., test report, our price per pair (2 units), with wiring diagram, 60/-, post paid.

VENNER TIME DELAY SWITCHES, 24 v. clockwork pattern, in metal cases fitted terminal block, new and boxed, 5/8, post 1/6.

VIBRATOR PACKS, input 6 v. provides all L.T. and H.T. outputs for the 18 and 38 sets, in metal cases size 9in. x 6 1/2in. x 3 1/2in., complete with Mallory Type 650 non-synch. vibrator also leads, new unused, 17/6, post 2/6; vibrators only, 5/-, post 7d.

HANDETS, latest G.P.O. pattern, with "press to talk" switch in handle, 5-ft. 4-way cable, new unused, 15/-, post 1/3. Telephone hand generators, popular small type, new boxed, 7/6, post 1/6. Ditto associated single dome bells, new, boxed, 3/6, post 1/-.

G.P.O. UNISELECTORS, twin 37.5-ohm coils, 4-bank, 4-wipers, new, boxed, 25/-, post 1/6.

Many other bargains; send stamped addressed envelope for lists.
MIDLAND INSTRUMENT CO., MOORPOOL CIRCLE, BIRMINGHAM, 17
Tel.: HAR 1308

CABINETS

MANY & VARIED TYPES (Table & Console) AND CONSOLE TAPE RECORDER TYPES

Consort Mk II

This is a two-tone highly polished walnut contrasting speaker fabric. Motor board, approx. size 25in. x 13 1/2in., is uncut and suitable for user's own equipment. Clearance of motor board is 6in. Height of cabinet to top of lid is 2ft. 5in. Depth 1ft. 2 1/2in. Width 2ft. 5 1/2in. Storage space 13 1/2in. x 3 1/2in. x 12in.

NETT TRADE PRICE £8/10/-

Carr. 15/-

Send for our cabinet list for details of this and many other types.

Send also for our current monthly bulletin of Replacement Radio/Radiogram chassis. Tape Recording equipment, etc.

V.E.S. WHOLESALE SERVICES LTD.

(Dept. WW.), 11 Gunnersbury Lane, Acton, London, W.3. Acorn 5027



M W M

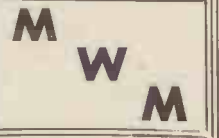
Manufacturers and suppliers to the Radio Industry. If you have a problem get in touch with our technical department, your enquiry will receive immediate attention.

Manufacturers of Loud Speaker Grills for the Radio Industry.

MOSS WIRE MILLS LIMITED

123 Greenwich South Street, London, S.E.10.

Telephone: TIDeway 3281.



GET ALL YOUR RADIO COMPONENTS & ELECTRONIC EQUIPMENT

from

AGOS

B-LEE

BRIMAR

COLLARO

ENTHOVEN

MULLARD

BULGIN

DENCO

AGRU

J.B.

L. WESTWOOD 46 GEORGE STREET

EDDYSTONES
F.M. UNITS



EDDYSTONES
RECEIVERS

phone

OXFORD

47783

G.E.C.

HUNTS

HENLYS

GODMANS

CONNOISSEUR

RELIANCE

GARRARD

TANNOY

LEAK

W.B.

RADIO TRADERS LTD.

23 WARDOUR ST., LONDON, W.1. (Coventry Street end.)

Phone No. GERrad 3977/8

Grams: "Radiotrade"

SPECIAL OFFER OF CURRENT MANUFACTURE ELECTROLYTIC CONDENSERS

8 mfd. 450 v., 2/6 each; 16 mfd. 450 v., 3/-; 32 mfd. 450 v., 4/-; 8 x 8 mfd. 450 v., 3/9; 8 x 16 mfd. 450 v., 4/-; 16 x 16 mfd. 450 v., 4/6; 32 x 32 mfd. 350 v., 5/-. Bias Condensers: 25 mfd. 25 v., 1/6; 50 mfd. 50 v., 1/9. Please note we can offer special discounts for quantities.

ELECTROLYTIC CONDENSERS. Manufacturers' Surplus, in perfect condition.

16 mfd. 375 v., 2/-; 24 mfd. 350 v., 1/6; 24 mfd. 450 v., 2/3.

BIAS CONDENSERS: 1,000 mfd. 12 v., 1/6; 25 mfd. 25 v., 1/3; 50 mfd. 12 v., 1/-.

BLOCK PAPER CONDENSERS. 12 mfd. 250 v., 7/6; 8 mfd. 600 v., 7/6; 4 mfd. 400 v., 3/6. We carry a large stock of block paper type condensers. We invite your enquiries.

MIDGET MICA CONDENSERS. .0001, .0002, .0003, .0004, .0005, 5/- per dozen.

200 Assorted Moulded Mica Condensers, popular values..... £2 10 0
200 Assorted Silver Mica Condensers, popular values..... £2 10 0
200 Assorted Carbon Resistors, 1/2, 1 and 1 watt. Good selection. £1 10 0

PAXOLIN SHEET. 18 x 4 1/2 x 1/8 in., 1/6; 10 x 10 x 1/32 in., 1/6; 20 x 10 x 1/32 in., 3/-; 10 x 10 x 1/16 in., 2/-; 20 x 10 x 1/16 in., 4/-. Minimum P. & Pkg. 1/6.

BARGAIN OFFER OF METERS

"C" Meters as used in S.27 receivers, £2/10/-; 0-200 m/a., 2 1/2 in., 10/6; 0-300 m/a., 2 1/2 in., 10/6; 0-500 m/a., 2 1/2 in., 12/6; 0-40 m/a. (scaled 0-3 kV.), 10/6; 0-100 m/a., 2 in. (scaled 0-300 "mag feed"), 7/6; 0-2 m/a., 2 1/2 in., 12/6.

B.T.H. CRYSTAL DIODES, 1/3. Very special price for large quantities.

RESISTORS. 1/2 watt, 2/6 doz.; 1/4 watt, 3/- doz.; 1 watt, 4/- doz.; 2 watt, 6/- doz.

W.W. RESISTORS. 5 watt, 1/6; 10 watt, 2/6; 15 watt, 3/-; 20 watt, 3/6. We carry stocks of resistors from 2 watt to 150 watt W.W. Your enquiries invited.

HIGH STABILITY RESISTORS. 1/2 watt 5%, 6d; 1/4 watt 5%, 9d; 1 watt 5%, 1/- . A few values in 1% and 2% still available.

ALL ORDERS FOR RESISTORS C.O.D. PLEASE, AS WE CANNOT GUARANTEE TO STOCK ALL VALUES.

W.W. V/CONTROLS. ALL WELL KNOWN MAKES. Pre-set types, 2/6; Spindle types, 3/-; Carbon type, less switch spindle and pre-set, 2/- . With switch, 3/6 each.

SEMI-MIDGET 2-GANG. .0005 Condenser, size 2 1/2 x 2 x 1 1/2 in., 6/9 each.

PUSH-BUTTON UNITS. 10-way, complete with escutcheon and knobs, 10/6 each; 4-way, 2/6 each; knobs 3/- doz. extra.

JONES PLUGS AND SOCKETS. 4-way, 3/-; 6-pin, 3/6; 8-pin, 4/-; 10-pin, 4/6; 12-pin, 6/- per pair.

BARGAIN OFFER OF BATTERIES

4 1/2 v. Heavy Duty Bell Battery. Size 6 1/2 x 4 1/2 x 2 1/2 in..... 2/6
72 v. H.T. 1.5 v. L.T. Size 6 x 5 x 1 1/2 in..... 2/6
150 v. H.T. Size 2 1/2 x 5 1/2 x 1 1/2 in..... 5/6
6 7 1/2 v. Size 2 1/2 x 3 1/2 x 2 1/2 in..... 6/6

*All batteries sealed and unused. All plus 1/6 post and pkg. Special reduction for quantities.

WEARITE COILS. PA4, PO4, PA5, PO5, 1/3 each.....doz. 12/-

VALVE HOLDERS. Moulded B9A, 7/6; B7G, 6/-; Int. Oct., 9/-; Eng. Oct.doz. 4/6

VALVE HOLDER FITTED WITH LOWER CAN, 1/6 per doz. extra. Screening Cans for B7G and B9A.....doz. 6/-

Paxolin V/H Int. Oct. B9A, B7G, 5/- per doz.; Eng. Oct., 5-pin, 7-pindoz. 3/-

BELLING-LEE PLUGS AND SOCKETS, 5-pin, 1/9; 7-pin, 2/-; 10-pineach 2/6

AIR-SPACED TRIMMERS, 5, 10, 15, 20, 25, 50 and 75 of pre-set and spindle types, 2/- each.....doz. 21/-

PYE PLUGS AND SOCKETS, 1/6 per pair, "Tee" pieced...each 1/9

GROMMETS, 1 grs. assorted grommets, 1/2 in. to 1 in.....gross 8/6

POST OFFICE LAMP JACKS No. 10, 1/- each.....doz. 9/-

Lamp Covers for samedoz. 3/-

P74 2-pin plugs and sockets are now available, 3/6 each.

OUTPUT TRANSFORMERS. Multi-ratio, 5/- each; Pentode or powereach 4/-

WESTECTORS. WX6, WX12, W12, W4, 1/- each.....doz. 9/-

SIGNAL LAMP HOLDERS. Panel mounting, complete with adjusting lampholder, 2/- each.....doz. 21/-

SPECIAL OFFER

0.1 mfd., 12,000 volts test Mansbridge Condensers. Height 6 1/2 in. Width 3 1/2 in. Depth 2 1/2 in. Fixing Centres 4 in. Plus 1/6 post. 5/6

TAG STRIPS. 3-way, 2/-; 4-way, 2/6; 5-way, 3/-; 7-way, 4/-; 28-waydoz. 12/-

POINTER KNOBS. Small black with white line, standard 1/2 in. spindledoz. 7/6

WANDER PLUGS. Red and black.....doz. 2/-

PHILIPS TRIMMER TOOLS. 1/- each.....doz. 10/6

CASH WITH ORDER OR C.O.D. ALL ORDERS DEPT. W.1.

ALL ORDERS FOR LESS THAN £2 ADD POSTAGE

We invite your enquiries for items not listed.

Trade Counter open 9 to 6 Monday to Friday

Also 9 to 1 Saturdays. Callers Welcomed.

WHOLESALE MANUFACTURERS' AND EXPORT ENQUIRIES INVITED

Best Buy at Britain's

STILL AVAILABLE. For details see previous adverts.

RECEIVERS

BC455, 6-9 Mc/s. With circuit	25 0
BC454, 3-6 Mc/s. With circuit	27 6
BC453, 190-550 Kc/s. Q5'er. With circuit	59 6
BCXX. 1.5-3 Mc/s. Trawler Band. With circuit	65 0
2S/73 (TR1196). With conversion data. New	27 6
R1132A. 100-120 Mc/s. Callers only	55 0
RA-1B. .15-15 Mc/s. Callers only. Prices from	£8 19 6
R1155. .75-18 Mc/s. With booklet. Prices from	£5 19 6
S27. 27-143 Mc/s. AM AND FM, 110 and 230 V. A.C.	£40 0 0
CRT. 100 Kc/s.-30 Mc/s. 210-250 V. A.C.	*£21 0 0
CR150. 2-60 Mc/s. Double S'het	*£35 0 0

*Plus £1 carr. and £1 deposit on pkg. case.

PANORAMIC ADAPTORS. Visual display of signals on 3in. CR Tube 3BP1. Band width 200 Kc/s. Suitable for receivers with I.F. of 450-475 Kc/s. Operates from 110-230 V. A.C. mains. BRAND NEW, as shipped ex-U.S.A. With instruction manual. £30.

ADMIRALTY POWER UNITS. Equiv. to AM 234. 200-250 V. A.C. input. 240 V. 100 m/a, 6.3 V. 5 amp. output. Tested. 69/6.

U.S.A. POWER UNITS. 115 V. A.C. input. 1,000 V. 250 m/a output. Complete with two 1616 and 1 spare. Double smoothing. BRAND NEW. £5/5/-.

AM POWER UNITS 247. 230 V. A.C. input. 600 V. 200 m/a, 6.3 V. 3 amp. output. BRAND NEW. 49/6.

EDDYSTONE ROTARY POWER UNITS. 12 V. D.C. input. 180 V. 60 m/a output, smoothed and filtered. In grey metal case. 12 x 6 x 5in. Wt. 16lb. BRAND NEW. 19/6.

U.S.A. DYNAMOTORS. For Collins TCS. Dual input, 12 V. 15 amp. OR 24 V. 10 amp. Outputs: 440 V. 200 m/a and 225 V. 100 m/a. Continuous duty. Wt. 18lb. Absolutely BRAND NEW. £4/19/6. For BENDIX TA-12. Input 25 v. 14.8 amp. Output 540 V. 450 m/a. Continuous duty. Wt. 16lb. Used, good condition 29/6.

MULLARD C. & R. BRIDGES. 1 ohm to 10 Meg Ohms and 10 pFd to 10 mFd, etc. 110/200-250 V. A.C. mains. Used, but in perfect wkg. order. £5/19/6.

GRAYSHAW C. & R. BRIDGES. Brand new. £7/18/6.

SOBELL T.V. PATTERN GENERATORS. Models for all Band Channels. 15 valves. For 110/200-250 V. A.C. mains. Very good condition. £7/19/6.

GRAYSHAW SIG. GENS. Brand new. £8/10/-.

SELENIUM BRIDGE RECTIFIERS. Funnel cooled. 45 V. RMS input. 30 V. 10 amp. D.C. output. Brand new. 47/6.

HEAVY DUTY LT TRANSFORMERS. 200-250 V. A.C. input. 30 V. tapped at 10 V. 36 amp. output. 6 x 5 1/2 x 8in. high. Wt. 24lb. For soil heaters, chargers, etc. Used, good condition. ONLY 55/- . 230 V. A.C. input. 3 x 10 V. CT. 5 amp outputs. 29/6.

SLIDER RESISTORS. 250 watts 25 amp. .4 ohms. Worm drive. On metal stand 9 x 4 x 6in. high. Brand new. 7/6.

FIXED RESISTORS. 150 watts 12 amp. 1 ohm. 8 1/2 x 2 x 2 1/2 in. Brand new. 4/6. Latest Dubilier 1/2 w. type BTS, miniature, insulated, with wire ends. Many useful values. ONLY 10/- for 100 assorted!

TCC BLOCK PAPER CAPACITORS. 8 mFd. 1 KV. wkg. Upright mtg. 4 x 2 1/2 x 5in. high. Brand new and boxed. TWO for only 15/-.

P.O. TYPE RACKS. "U" channel for 19in. panels. Heavy angle base 5ft. high. 65/-.

CHOKES

8 H. 100 m/a. 160 ohms. Collins. Potted..... 8 6

5 H. 300 m/a. 45 ohms. S.T.C. Swinging. Potted 12 6

4 H. 250 m/a. 20 H no D.C. Parmeko Swinging 10 6

30 H. 150 m/a. 30 ohms. Universal mtg. 10 6

PLEASE ADD POSTAGE OR CARRIAGE ON ALL ITEMS

CHARLES BRITAIN (Radio) Ltd.

11 UPPER SAINT MARTIN'S LANE

LONDON, W.C.2 TEMple Bar 0545

One Minute from Leicester Sq. Station (up Cranbourn St.)

Shop hours: 9-6 p.m. (9-1 p.m. Thursday) Open all day Saturday

CHAS. H. YOUNG, LTD.

GLASS INSULATORS. 1/6 ea., small shell ditto, 4½d. ea. or 4/- doz. Plus post.
CONDENSERS. TCC type 111, 8 mfd., 1,000 v. List over £3. Only 10/6. Post 1/9. 8 mfd. 750 v., 5/6 ea., post 1/6.
SHADED POLE MOTORS. Heavy duty type totally enclosed, made for professional tape deck, 35/- ea., post 2/6.
MINIATURE ROTARY TRANSFORMERS. 12 v. input, output 360 v. 30 m.a. Cont. or 310 v. 70 m.a. Intermittent. 17/6 ea. or 30/- pair. Post 1/6.
AMERICAN 807 VALVES. New, boxed, 7/6 ea. or 4 for 25/-.
CERAMIC 5-PIN VALVEHOLDERS for 807s. 1/- ea. or 6 for 5/-, 4 free with order for 4 807s.
MINIATURE IF TRANSFORMERS. Litz wound 450/470 Kc/s. Slug tuned. 7/6 per pair, postage 9d.
CRYSTAL HAND MICROPHONES with polished grill and handle. Four feet of screened lead. Only 21/-, post free. **WORTH DOUBLE.**
POWER UNITS IN BLACK METAL CASE. 200/260 v. input, 200/250 v. 60/80 m.a. output, fully smoothed and filtered, also gives 31 v. 3 a. D.C. and 6.3 v. 3 a. A.C., fitted with 6X5 rectifier. Only 50/- ea. Carr. paid.
COPPER AERIAL WIRE. 14 g. H/D, 140ft., 17/-, 70ft. 8/6. P. & P. 2/-, stranded 7/25, 140ft., 10/-, 70ft. 5/-, P. & P. 2/-.
CERAMIC FORMERS. 2½ x 1½. Ideal for V.F.O. or turrets. 1/9 ea. or 17/6 per doz.
RACK MOUNTING PANELS. All 19in. long by 5½in., 7in., 8½in. or 10in., 5/9, 6/6, 7/6, 9/- respectively. Post 2/-.
ABSORPTION WAVEMETERS. 3 to 35 m/c. in 3 switched bands, complete with indicator bulb. 15/-, Post 1/-.
TRANSMITTER TUNING CONDS. By Johnson, U.S.A., 500 pf. 1,550 v. rating, ceramic insulation. 15/- ea., post free.
TRANSMITTING VALVES. 813 65/-, 866A 15/-, 829B 50/-, TZ40 35/-, RK25 30/-, 100TH 50/-.
HFO COILS. 50/100 k/c. 20/-, 100/200 k/c 25/-.
AIR SPACED COAX. 150 ohm., very low loss, list 3/11 foot. 20 yard coils only £1. Post free.

FLASH!!! EDDYSTONE 888. New Ham Band only Receiver. **JUST OUT.** Sends s.a.c. for details.

NO C.O.D. UNDER £1

All Mail Orders to Dept. 'W' Please Print your name and address
CHAS. H. YOUNG LTD., 102 HOLLOWAY HEAD, B'HAM 1
 Phone: MIDLAND 3254 All callers to 110 DALE END,
BIRMINGHAM 4 Phone: CENTRAL 1635

BROWN'S M/C HEADPHONES with ear pads and 6ft. cord 18/6. VALVES. Please send for lists.
RHEOSTATS. 12 v. 1 a., 2/6. 12 v. 5 a., 10/6.
NEW A.C./D.C. MOTORS. 24 v. 2 a. At 2½in. Spindle l x ¼in., 18/6.
NEW FREQUENCY CRYSTALS. Input 200/240 v. Output 350-0-350 or 250-0-250 volts 80 mA. and 4 and 6. 3 v. 4 a. and 4 and 5 v. 2 a. Price 22/6. Input 200/240 v. Output capped 3, 4, 5, 6, 8, 9, 10, 12, 15, 18, 20, 24, 30 volts, 2 amp., 22/-, Output 17-11.5 volts 5 amp., 22/9. Output 17-11.5 v. 1½ a., 16/6. 6.3 v. 2 a., 8/6. All with one year's guarantee.
D.P.D.T. RELAYS. Operate at 200/300 volts D.C., 8/6. We can supply any type of relay to your requirements.
NEW SELENIUM RECTIFIERS. F.W. 12/6 volts 3 amps., 14/9; 4-amp., 23/6; 6 amp., 30/-; 1 amp., 8/6; 12 v. 100 mA., 3/-; H.V., 250 v. 100 mA., 10/-; 250 v. 30 mA., 18/6.
GERMANIUM or SILICON CRYSTAL DIODES 3/9.
M/C MICROPHONES with matched Trans., 15/6.
NEW ELECTROLYTIC CONDENSERS. 60-250 MFD 275 v., 10/6.
TIME DELAY RELAYS. We specialise in units giving varying time constants. Please send us your requirements or problems.
FISHING ROD AERIALS. Set of 3 7/6, set of 2 5/-. Plus 1/6 rail charge.
NIFE BATTERIES 1.2 v. 2.5 A 2½ x 7 x 3½in., 6/-.
CHROME-VANADIUM HIGH SPEED STEEL TWIST DRILLS. Set of 9. 1/16 to ¼, 3/9. Set 7 full size 6/-, 13 10/- in wallets.
MINIATURE RELAYS. 10 amp. Silver Contacts, 12 or 6 v. D.C. Types S M, 7/6. S.M. or B. or S.C.O., 8/6. Post paid.
AMERICAN IFF-TX/RX UNITS. New condition, containing 6 6SH7, 3 7193, 2 6H6 Valves. Tunes approx. 160 Mc/s. To clear, 33/-.
UNISELECTOR SWITCHES. 50 volts D.C. 50 point, 3 level, 26/-, 12 volt D.C. 50 Point 2 level 21/6.
P.O. VEEDER COUNTERS. 24-50 volt D.C. 0-9999, 15/6.
GRAM. PICK-UPS. Lightweight white plastic. Balanced armature. New and boxed. 32/6.
D.P.C.O. RELAYS. Operate on 1½ v. D.C., 8/6.
0-1 MA METER M.C. 2½" centre zero 18/6.
ROTARY TRANSFORMERS, input 12 or 6 v, output 250 v. 80/90 mA. 43/-; 12 v Vibrator Packs prices on request.
EX-W.D. NEW MORSE KEYS 4/6.
EX-W.D. L.R. PHONES, NEW WITH LEAD 10/-.
HI-Q.I.F. TRANSFORMERS 3 x 3 x 2½ 8/6 pr.
WAVEMETER A.M. TYPE W/1432. Calibrated Frequency Range. 160 to 260 Mcs. Contains 0-1 mA. meter 2½". VQ92 Diode and 655 valve, etc. £3/10/-.

All Carriage Paid in the U.K. from Dept. W.W.
 Lists gladly sent on request.

THE RADIO AND ELECTRICAL MART
 303, HARROW ROAD, WEMBLEY, MIDDLESEX, nr. THE TRIANGLE
 Phone: WEMBLEY 6655

POLYTHENE

INSULATORS, END CAPS, PLUGS, ETC.

for

T.V. AERIALS

Standard Articles or Special Mouldings

AMPLEX APPLIANCES (KENT) LTD.

19 DARTMOUTH ROAD, HAYES, BROMLEY, KENT
 (RAVensbourne 5531)
 All export enquiries to

ANTEX LTD., 3 TOWER HILL, LONDON, E.C.3

!! TWIN SPOTLIGHTS !!

H
E
A
V
Y

D
U
T
Y



**PRIMAXA
SOLDERER**

Model 100W. 96/6 post free. Available 110, 200/220, 220/250v. INSTANT HEATING. You only consume current when actually soldering. One Year Guarantee except on soldering bits and lamps. **S. KEMPNER Ltd., 29 Paddington St., LONDON, W.1.** Phone: HUNTER 0755.

OSMOR

Free!


Send 7½d. in stamps for circuits, practical drawings, of F.M. Tuner, Band III Converter, various T.R.F. and Superhet circuits, Miniature circuits, Switching circuit, Price Lists, etc. Components and information supplied concerning most published circuits in **WIRELESS WORLD, PRACTICAL WIRELESS, RADIO CONSTRUCTOR**

418 BRIGHTON ROAD, SOUTH CROYDON, SURREY
 Telephone: CROydon 5148/9

BAND III CONVERTERS

I.T.A. Converters: London, Lichfield, Manchester. A very efficient Band III Converter for all T.V. sets (including TRF). Approximately one hour to build! Guaranteed no breakthrough of Band I. Will convert any Band III Complete Kit Channel to any Band I Channel A.C. or A.C./D.C. **65/-** Completely Wired **80/-** Wiring Diagrams and Full constructional information.

Band I Filter — Rejects B.B.C. from I.T.A. aeria' and improves picture. Suitable for all makes 10½-in. instructions. Fitted in 2 minutes.



A masterpiece of technical achievement!



Henry's
RADIO COMPONENTS
ELECTRONIC & TELEPHONE EQUIPMENT
(RADIO LTD.)

5, Harrow Road, Paddington, W.2
PADdington 1008/9 and 0401
OPEN MONDAY to SAT. 9-6. THURS. 1 o'clock.
SEND STAMPS FOR NEW 1956 28-PAGE CATALOGUE

TRANSISTORS
(Type P.N.P.)
10/- each

This Junction Transistor is designed for audio-frequency amplification although its frequency response makes it suitable for intermediate frequency and switching applications, together with many other uses, e.g., Local Station receiver, Transistor Voltmeter, Signal Tracer, Oscillators, Experimental work, Radio Control, etc.

Send for full details and suggested circuits.

Special large purchase of the above enables us to offer these transistors which are made by a well-known manufacturer, at less than 50% of list price.

QUARTZ CRYSTALS

TYPE FT243 fundamental Frequencies. 2 pin $\frac{1}{2}$ in. spacing.
120 TYPES. 5675 Kc/s. to 8650 (in steps of 25 Kc/s.).
80 TYPES. 5706 Kc/s. to 8340 Kc/s. (in steps of 33.333 Kc/s.).

ALL BRAND NEW **10/-** each.
Special price for complete sets of 80 or 120
Above are suitable for re-grinding

TYPE FT241A 54th harmonic Crystals. 2 pin $\frac{1}{2}$ in. spacing.
80 TYPES AVAILABLE 20 Mc/s.—27.9 M/Mc/s. (In Steps of 100 Kc/s.) COMPLETE SETS AVAILABLE.
ALL BRAND NEW **7/6** each.
FT241A 200 kc/s. 10/- each.
Crystal Holders for both Types 1/3 each.

WE HAVE OVER 50,000 BRITISH AND AMERICAN VALVES AVAILABLE AT VERY LOW PRICES—SEND FOR LISTS.

LATEST TYPES NOW IN STOCK

EBC41	10/-	EABC80	10/-	12A7S	8/-	FABC80	15/-
EY51	12/-	3CC85	10/-	12A7T	9/-	6AU6	8/6
EF41	11/-	EF80	10/-	12A7B	9/-	11T23	8/6
EL41	11/-	ECL80	12/6	12BA6	9/-	12AX7	10/-
EZ40	10/-	PL81	12/6	12BE6	10/-	DK96	9/-
EM34	10/-	PL82	10/-	12AH8	12/6	DL96	9/-
UL41	11/-	PY81	10/-	35W4	8/6	DAF96	9/-
UY41	11/-	EM80	10/-	PCF80	15/-	DF96	27/6
UF41	11/-	6X4	8/-	EBF80	11/8	ECC84	12/6
UCH42	12/6	PY82	10/-	EF85	10/6	6AQ5	10/-
UBC41	10/-	PCC84	12/6	EF89	10/6	PCL82	12/6
DK40	10/-	PCF82	12/6	PCF82	15/-	ECH42	12/6
EF80	10/-	12AU7	9/-	EF86	12/6	3A5	12/6

SPECIAL REDUCTION FOR SETS OF VALVES

1A7GT, 1N5GT, 1E5GT, 1A5GT (or 1Q5GT or 3Q5GT)	37/6	Set
10 EF50 (Ex-Brand New Units) 5/- each	45/-	"
10 EF50 (Red Sylvania, ex-new units) 6/- each	55/-	"
6K9G, 6K7G, 6Q7G, 6Z4G, 6V6G	35/-	"
1B5, 1B5, 1T4, 1B4 or (3B4 or 3V4)	35/-	"
DK96, DF96, DAF96, DL96	32/6	"
6K8G, 6K7G, 6Q7G, 2SA6G, 25Z6 (or 25Z6G)	37/6	"
12K8GT, 12K7GT, 12Q7GT, 35Z4GT, 35L6GT (or 50L6GT)	37/6	"
12SA7GT, 12SK7GT, 12SQ7GT, 35Z4GT, 35L6GT or 50L6GT	35/-	"

GARRAD 3-SPEED MIXER AUTO-CHANGER Model RC110
A.C. 200/250. List price £14/13/-. Brand New.
£8/18/6 P. & P. 5/-.

B.S.R. RECORD CHANGERS
Very latest type "Monarch" in hammered gold finish. 3-speed with HGP37 crystal turnover pick-up. Plays mixed records. Brand new and guaranteed. Listed at £16/10. £7/19/6, carr. paid.

U.S.A. TEST METER
25 ranges. 1,000 Ω p. volt. A.C. and D.C. Readings 10-6,000 volt. Milliamps 1 mA-600 mA. Ohms 0-5 megs. Decibels -10 to +70 DB. Complete with internal batteries, leads and instruction book.
£6/19/6

FERRANTI TESTVAC
High Speed Vacuum tester 200-250 A.C. £10 10 0

MINIATURE TRANSMITTING STRIP "TYPE 81"
Size 7 $\frac{1}{2}$ in. x 6 in. x 3 in. Complete with Valves Type CV415, CV309, 2-6AM6, 2-7D9 and Quartz Crystal, 4,800 kc/s. Fully wired with circuit.
£4/10/- complete.

MINIATURE I.F. STRIP TYPE "373" 9.72 MEG.
Brand new miniature I.F. Strip size 10 $\frac{1}{2}$ in. x 2 $\frac{1}{2}$ in. x 3 in. high. Valve line-up: 2-EF92; 3-EF91 and EB81. With circuit.
Price (less valves) 7/6, p. & p. 1/6. This I.F. Strip is part of above equipment.

U.S.A. INDICATOR UNIT BC929A
Complete with 3BP1 C/R tube and screen. 7 valves—2-6SN7GT, 2-6HG6T, 6G8, 2X2, 6X5G, volume controls, condensers, etc. Ideal for portable "scope. In black crackle case size 15 $\frac{1}{2}$ in. x 9 in. x 9 in. BRAND NEW. 65/-, carr. FREE.

TRANSMITTER RECEIVER "38" WALKIE TALKIE SETS
Special offer of above set, complete with 5 valves, 4-ARP13 and ATP4, with circuit. Range 7.4 to 9 Mc/s. These sets are not guaranteed but are serviceable.
25/-
Junction box, 2/6 extra.

62A INDICATOR UNIT
Containing VCR97 with Mu-Metal Screen. 21 Valves: 12-EF50, 4-SP61, 3-EA50, 2-EB34. Plus Pots, Switches, H.V. Cond., Resistors, Muirhead S/M Dial. Double Deck Chassis and Crystal. BRAND NEW ORIGINAL CASES, 67/6. Carr. 7/6.

PYE 45 Mc/s STRIP TYPE 35B3 UNITS
Size 15 in. x 8 in. x 2 in. Complete with 45 Mc/s. Pye Strip. 12 valves, 10 EF50, EB34 and EA50, volume controls, and hosts of Resistors and Condensers. New condition. Modification data supplied.
Price 69/6. Carriage paid.

INDICATOR UNIT TYPE 182A
Unit contains VCR517 Cathode Ray 6 in. tube, complete with Mu-Metal screen, 3 EF50, 4SP61 and 1 5U4G valves, 9 wire-wound volume controls and quantity of resistors and condensers. Offered BRAND NEW (less relay) at 67/6. Plus 7/6 carr. "Radio-Constructor" scope circuit included.

PIRANI HIGH VACUUM TEST EQUIPMENT

Manufactured by "Pye" Cambridge Ltd., for Atomic Research Station.

Comprising; Pirani Control Unit; Pirani Bridge Unit, Gauge head with calibrator, and Pye scale lamp galvanometer, all items brand new, in original packing. Offered at less than half original cost.

£33-10-0
Complete
Spare Pirani Heads (Edwards M6) 15/-

400 MICROAMPMETER
3 $\frac{1}{2}$ in. scale flush panel mounting. Complete in metal box. With switch scaled 0-400.
59/6d.

500 MICROAMPMETER
3 $\frac{1}{2}$ in. Weston fush panel mounting. Scaled 0-100, 2,000 o.p.v.
59/6d.

T/R 1196 RECEIVER
Complete with 6 valves: 2 EF36, 2 EF39, 1 EK32, 1 EBC23, 465 I.F.T., ideal for conversion. In absolute new condition. 27/6, p.p. 2/6, with circuit.

TR 1196 TRANSMITTER
Transmitter section comprising EL32, EF50, VT501, Relay, etc., 12/6, p.p. 2/6.

COMPLETE TRANSMITTER RECEIVER with 24 v. power-pack in original transit case. 57/6, p.p. 5/-.

MEGERS
Record Junior, 500 v., 20 meg. £8 0 0
(Leather case 7/6 extra.)
Borthorpe Continuity Meter with Internal Battery Reading, 0-500 Ω and 100/200,000 Ω £3 5 0

CATHODE RAY TUBES

VCR138A WITH SCREEN £1 15 0
VCR139A, 2 $\frac{1}{2}$ in. C/R Tube. Brand new in original cartons (carr. free) £1 15 0
VCR97. Guaranteed full T/V picture (carr. 2/-) £2 0 0
VCR517C. Guaranteed full T/V picture £1 15 0
MU-METAL SCREENS for VCR97 or 517. P.P. 1/6 10 0
6 in. ENLARGER for VCR97 or 517. P.P. 1/6 17 6
VCR97. Slight cut-off. Carr. 2/- 15 0
3BP1. Brand new £1 10 0

CRYSTAL MICROPHONE INSERTS

Ideal for Tape Recording, Gramophone Amplifier, etc. Very sensitive. Guaranteed and Tested, 5/- (ex-units) or 8/6 Brand new and boxed.



UNIVERSAL ELECTRONICS

offer a full range of:-

RECEIVERS

EDDYSTONE	NATIONAL
HALLICRAFTERS	RADIOVISION
HAMMARLUND	RCA and RME etc.

LABORATORY TEST EQUIPMENT

MARCONI Signal Generators
TF144G, TF390G, TF517.
COSSOR Double Beam Oscilloscopes.
FURZEHILL Field Strength Meters.
EVERSHED Meggers. AVO., E.M.I.,
G.E.C., TAYLOR, GENERAL RADIO
etc.

VHF-UHF RECEIVERS

Type AN/APR4, 30 Mc/s—1,000 Mc/s.
Type AN/APR5, 1,000 Mc/s—6,000 Mc/s.

U.S.A. MICROWAVE TEST GEAR

TS13, TS36, TS56, TS45/AP, TS174 and TS175.

Enquiries invited for the above and other
Electronic Equipment.

Write, Call or Telephone GERRARD 4447.

22-27 LISLE ST., LEICESTER SQ., LONDON, W.C.2

THE NEW AXIOM ENCLOSURES as demonstrated at the RADIO SHOW by Messrs. GOODMAN'S INDUSTRIES

Completely Fitted comprising 12in. Axiom No. 150 Mk. II Speaker. The Acoustic Resistance Unit and Cabinet to Messrs. Goodmans specification. Lined and Quilted with lin. cotton felt and constructed of 3/4in. Weyrock.
Cash Price £27/18/6 or £4/7/6 deposit and 9 payments of 57/3 monthly. Cabinet only £14/7/6 or £2/5/- deposit and 9 payments of 29/- monthly. Delivery 12/6 cash or terms.
Also In Corner Cabinets 27/6 extra.
Write for catalogue of cabinets for Records—Equipment—Speakers.

A. L. STAMFORD

(Dept. D4), 20 College Parade, Salisbury Road, London, N.W.6.



S.4

TELEVISION DEVELOPMENT ENGINEERS

E. K. COLE LTD., SOUTHEND-ON-SEA, ESSEX.

Vacancies exist for suitably qualified engineers at the Prittlewell works, where the Development and Engineering laboratories and workshops are being extended. Interesting and absorbing work in ideal conditions. Write or call Personnel Manager.

JUNIOR RESEARCH ENGINEER

A YOUNG AND ENTHUSIASTIC ENGINEER WITH ACADEMIC QUALIFICATIONS IS REQUIRED FOR RESEARCH WORK CONNECTED WITH PRINTED CIRCUIT AND TRANSISTOR CIRCUIT DEVELOPMENT. EXPERIENCE IN THIS CLASS OF WORK IS NOT THE FIRST REQUIREMENT BUT ACADEMIC QUALIFICATIONS SHOULD INCLUDE ELECTRONICS AS A MAIN INTEREST. THE SUCCESSFUL APPLICANT WILL JOIN A RESEARCH TEAM AND THERE WILL BE AMPLE OPPORTUNITIES FOR ADVANCEMENT. SALARY RANGE BETWEEN £650 AND £900 PER ANNUM. LONDON AREA. PLEASE REPLY, GIVING FULL DETAILS, TO BOX. NO. 2425.

A. C. SOLENOID TYPE SC.



Continuous 3 ozs. at 3/2"
Instantaneous to 39 ozs.
9/10ths FULL SIZE
Larger Sizes Available
Also Transformers
to 6 KVA 3 Phase

R. A. WEBBER LTD.

18, FOREST ROAD, KINGSWOOD, BRISTOL. Phone: 74065

DRAUGHTSMEN

TWO SENIOR DRAUGHTSMEN WITH A KNOWLEDGE OF MASS PRODUCTION METHODS REQUIRED FOR A LARGE COMMERCIAL RADIO AND TELEVISION LABORATORY TO WORK WITH A PROJECT DESIGNER IN PRODUCING LAYOUTS AND FINALISED PRODUCTION DRAWINGS. SALARY BETWEEN £780 AND £1,000 PER ANNUM ACCORDING TO EXPERIENCE. THESE VACANCIES OFFER EXCELLENT OPPORTUNITIES FOR ADVANCEMENT. EASTERN SUBURBS OF LONDON. PLEASE REPLY, GIVING FULL DETAILS TO BOX NO. 2426.

MAINS TRANSFORMERS

Primary, 200-250 v. P. & P. 2/- . 300-0-300, 100 mA. 6 v. 3 amp., 5 v. 2 amp., 22/6.
 Semi-shrouded drop-through 380-0-380 v., 120 mA., 6.3 v. 4 amp., 5 v. 2.5 amp., 22/6.
 Drop thro' 350-0-350 v. 70 mA. 6 v. 2.5 amp., 5 v. 2 amp., 14/8.
 Chassis mounting or drop-thro'. Pri. 110-150 v. Sec. 350-0-350, 250 mA., 6.3 v. 7 amp., 6.3 v. 0.5 amp., 5 v. C.T., 0.5 amp. 4 v. amp. P. & P. 3/6. 32/6.
 Chassis mounted and fully shrouded. 80 mA., 6 v. 3 amp., 5 v. 2 amp., 14/6.
 Drop thro' 270-0-270 60 mA., 6 v. 3 amp., 11/6.
 250 v. 350 mA., 6.3 v. 4 a., twice 2 v. 2 a., 19/6.
 Auto-trans. Output 200-250 H.T. 500 v. 250 mA., 6 v. 4 a., twice 2 v. 2 a., 19/6.
 Auto-trans. Input 200-250. H.T. 350 v. 350 mA. Separate L.T. 6.3 v. 7 a., 6.3 v. 1/1 amp., 5 v. 3 amp., 25/- P. & P. 3/-.

Mains transformer, fully impregnated. Input 210, 220, 230, 240. Sec. 350-0-350 100 mA., with separate heater transformer. Pri. 210, 220, 230, 240. Sec. 6.3 v. 2 amp., 6.3 v. 3 amp., 4 v. 6 amp., and 5 v. 2 amp. 30/- . P. & P. 5/-.

350-0-350 75 mA. 6.3 v. 3 a. tap 4 v. 6.3 v. 1 a., 13/6.

500-0-500 125 mA. 4 v. C.T. 4 a., 4 v. C.T. 4 a., 4 v. C.T. 2.5 a., 27/6.

500-0-500 250 mA. 4 v. C.T. 4 a., 4 v. C.T. 5 a., 4 v. C.T. 4 a., 39/6.

6 1/2 in. M.E. Speaker, 1,000 ohm field, 15/-.

R. & T.V. energised 6 1/2 in. speaker with O.P. trans. field coil. 175 ohm 9/6. P. & P. 2/6.

R. & A. 6 1/2 in. M.E. speaker, with O.P. trans. field 440 ohms, 10/6. P. & P. 2/6

Volume Controls. Long spindles, less switch. 50K, 500K. 1 meg., 2/6 each. P. & P. 3d. each.

Volume Controls. Long spindle and switch, 1, 1/2, 1 and 2 meg., 4/- each. 10K and 50K 3/6 each. 1 and 1 meg. long spindle, double pole switch, miniature, 5/- . P. & P. 3d. each.

Trimmers, 5-40 pf., 5d. 10-110, 10-250, 10-450 pf., 10d.

Twin Gang .0005 Tuning Condenser 5/- . With trimmers 7/6.

Twin Gang .0005, with feet, size 3 1/2 x 3 1/2 in., 6/6.

3-gang .0005, with feet, size 4 1/2 x 3 1/2 in., 7/6.

T.V. Coils, moulded former, iron-cored wound for re-winding purposes only. All-can 1 1/2 x 1 1/2 in., 1/- each, 2 iron-core All-can 2 1/2 x 1 1/2 in., 1/6 each. The above coil formers are suitable for the "Wireless World" F.M. tuner.

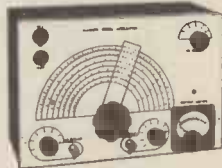
Used Metal Rectifier, 250 v. 150 mA., 6/6. Metal Rectifier, 250 v. 45 mA., 6/6.

Metal Rectifier, RM2 125 v. 100 mA., 3/6.

OUTPUT TRANSFORMERS

Standard type 5,000 ohms imp., 4/9; 42-1 with extra feed-back windings, 4/3. Miniature 4-2, 13/3. Multi-ratio 3,500, 7,000 and 14,000, 5/6. 10-watt push-pull, 6V6 matching, 7/- . 90-1 ohm speech coil, 6/6.

SIGNAL GENERATOR



Coverage 120 Kc/s-84 Mc/s

A.2 Main: £4 - 19 - 6
200/250 v.

Or 34/- deposit, 3 payments of 25/- . P. & P. 4/6 extra

COMMERCIAL TELEVISION CONVERTER


SUITABLE ANY T.V. using lower side band NO ALTERATIONS TO SET

Complete with built-in power supply, 230-250v. A.C. mains. Crackle finish case 5 1/2" long, 3 1/2" wide, 4 1/2" high. Incorporating gain control and band switch.

£3 - 19 - 6

Plus Post & Packing 2/6.

Less power supply £2-19-6 P. & P. 2/6.



Illustrated with cover removed.

BAND III CONVERTER KIT

comprising 5 channel tuner, mains transformer, metal rectifier, electrolytic, 2 valves 12AT7 and EF80 and all necessary components for A.C. mains operation. Complete with conversion data £2/5/- . P. & P. 2/6.

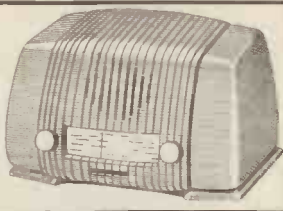
B.S.E. MONARCH three speed automatic changer, current model. Brand new. Will take 7in., 10in., or 12in. records mixed. Turnover crystal head. A.C. mains 200-250. Pre-Budget Price while stocks last. £7/15/- . P. & P. 3/-.

P.M. SPEAKER. 6 1/2 in. closed field 13/6. 8 in. closed field 20/6. 10 in. closed field 25/- . 3 1/2 in. 14/6. 12 in. closed field 25/- . P. & P. on each 2/-.

EXTENSION SPEAKER in polished walnut, complete with 8 in. P.M. P. & P. 3/- . 24/6.

T.R.F. KIT IN PLASTIC CABINET

3 valve plus metal rectifier, A.C. mains-200-250 v. Medium and long waves. In pastel blue or brown. Valve line-up: 2 VR858 and VT52. Size 15 1/2 in. long by 9 in. high by 7 in. deep. £3/19/6. P. & P. 4/6.



CABINET complete with chassis, back plate, 2 wave band scale, drum pointer, spring, drive spindle, 3 knobs and back and 5 in. speaker with P.O. trans. £2. P. & P. 4/6.

1,200 Ohm High Impedance Recording Tape on aluminium spool. 12/6 post paid. SPECIAL OFFER. 8 in. P.M. speakers, removed from chassis, fully guaranteed. All by famous manufacturers. P. & P. 1/6. 12/6.

16 in. TUBE BY FAMOUS MANUFACTURER

Brand new E.H.T. 14 Kv. Heater. 6.3 volts 0.6 amp., guaranteed 3 months. £9/19/6. Post, packing and insurance 22/6. H.P. terms available. E.H.T. and scanning components available.

20-WATT A.C. or D.C. 200-250 v. FLUORESCENT KIT comprising trough in white stove enamel finish, two tube holders, starter and holder and barretter. Post and packing 1/6. 12/6.

POLISH ATTACHMENT for electric drills. Quarter inch spindle, chromium plated 5 in. brush, 3 polishing cloths and one sheepskin mop mounted on a 3 in. rubber cap. Post and pkg. 1/6. 12/6. Spare sheepskin mops 2/6 each.



3-speed TRANSCRIPTION MOTOR BY FAMOUS MANUFACTURER

Complete kit of parts comprising accurately balanced precision made heavy turntable with rubber mat, large constant speed condenser starting motor, base plate. Can be assembled in half an hour. A.C. Mains 200/250v. Fully guaranteed. Parts sold separately.

£6 - 19 - 6 Post Paid

STANDARD WAVE CHANGE SWITCHES. 4-pole, 3-way 1/9; 5-pole, 3-way 1/9; 3-pole, 3-way 1/9; 9-pole 3-way 3/6. Miniature type, long spindle, 3-pole, 4-way, 4-pole 3-way and 4-pole 2-way 2/6 each. 2-pole 11-way, twin wafers 5/-; 1-pole 12-way single wafers 5/- . P. & P. 3d.

4 VALVE ALL-DRY SUPERHET PORTABLE KIT

Medium and long waves. In grey leathertex. Size 9" x 7" x 6". Valve line up IP4, IR5, IS5, 3V4. Complete kit of parts (less batteries).

£6 - 6 - 0

Plus 2/6 Post and Packing.



Ion Traps for Mullard or English Electric tubes 5/- post paid. Standard 465 Kc. iron-cored I.P.s. 4 x 1 1/2 in., per pr., 7/6. Wearite standard, iron-cored 465 Kc., I.P.s., 3 1/2 x 1 1/2 in., per pr., 9/6. Iron-cored 465 Kc., Whistle Filter 2/6.

GARRARD RC/110 3-speed automatic changer. 10 Records, turnover crystal head, brand new, current model. A.C. mains 200/250v. (list price £14-10). £8-19-6. P. & P. 5/- . Hire purchase available.

R. AND T.V. COMPONENTS (ACTON) LTD.

23 HIGH STREET, ACTON, LONDON, W.3

GOODS NOT DESPATCHED WHERE CUSTOMS DECLARATION IS APPLICABLE Terms of Business: Cash with order. Despatch of goods within 3 days from receipt of order. Where post and packing charge is not stated please add 1/6 up to 10/-, 2/- up to £1, and 2/6 up to £2. All enquiries S.A.E., lists 5d. each.

Mains Droppers, 0.3 amps., 460 ohms tapped 280 and 410, 1/6; 0.2 amp., 717 ohms, tapped at 100 ohms, vitreous, 1/6; 0.3 amps, 950 ohms, tapped 700 and 825, 2/6; 0.2 amp., 1,000 ohms, vitreous, tapped, 2/6; vitreous, 0.3 amp., 700 tapped 650, 640, 600, 3/6. P. & P. on each 3d.

T.V. Wind Controls 3/6.

PERSONAL SHOPPERS ONLY

9 in. Enlarger 17/6; 12 in. 27/6. Germanium Crystal Diode 1/6, post paid. Used 9 in. Tube with ion burn 17/6. Post paid.

Line and E.H.T. Transformer in aluminium can mounted in rubber, 12/6.

Line and E.H.T. Transformer, 14 Kv., using ferrocart core complete with line and width control, and corona shields U37 rectifier winding, 35/-.

Line and E.H.T. Transformer, 9 Kv., using ferrocart core, complete with built-in line and width control. Mounted on small all-chassis. Overall size 4 1/2 x 1 1/2 in. EV51 rec. winding, 27/6.

Scan coils, low line low impedance frame, complete with frame transformer to match above. 27/6. P. & P. 2/-.

Line and E.H.T. Transformer, 9 Kv. ferrocart core, EV51, heater winding, complete with scan coils and frame output transformer, and line and width control, 35/- . P. & P. 3/-.

As above, but complete with line and frame blocking transformers. 5 Henry 25 mA. choke, 100 mfd. and 150 mfd. 250 wkg., 380 mA. A.C. ripple. £2 9/6. P. & P. 3/-.

Valve Holders, moulded octal Mazda and local, 7d. each. Paxolin, octal Mazda and local, 4d. each. Moulded B7G, B8A and B9A. 7d. each. B7G moulded and B9A with screening can, 1/6 each.

32 mfd. 350 wkg. 2/-
16 x 24, 350 wkg. 4/-
4 mfd. 200 wkg. 1/8
16 x 8 mfd., 500 wkg. 4/8
16 x 16 mfd., 500 wkg. 5/9
18 x 16 mfd., 450 wkg. 3/9
32 x 32 mfd., 350 wkg. 4/-
25 mfd., 25 wkg. 11d.
250 mfd., 12 v. wkg. 1/-
16 mfd., 500 wkg., wire ends . . . 3/3
8 mfd., 500 v. wkg., wire ends . . . 2/8
8 mfd., 350 v. wkg., tag ends . . . 1/6
50 mfd., 25 v. wkg., wire ends . . . 1/9
100 mfd., 350 wkg. 4/-
100 mfd., 450 v. wkg., 280 mA. . . 3/11
A.C. ripple 4/6
150 mfd., 350 v. wkg., 230 mA. . . 7/6
200 mfd., 275 wkg. 7/6
16 x 16 mfd., 350 wkg. 3/3
50 mfd., 180 wkg. 1/9
65 mfd., 220 wkg. 1/6
83 mfd., 150 wkg. 1/6
60 x 100 mfd., 280 wkg. 7/6
50 mfd., 12 wkg. 11d.
50 mfd., 50 wkg. 1/9
Miniature wire ends moulded, 100 pf., 500 pf., and .001, each 7d.

Combined 12 in. mask and escutcheon in lightly tinted Perspex. New aspect designed in brown. Fits on front of cabinet, 12/6. As above for 15 in. tube, 17/6.

Frame Oscillator Blocking Trans., 4/6.

Line Osc. Blocking Trans., 4/6.

CHOKES:
2-20 Hen., 150 mA., 15/- . P. & P. 3/- .
6 Hen. 275 mA., 15/- . P. & P. 3/- .
100 Hen., 40 mA., 15/- . P. & P. 3/- .
250 mA., 10 henry, 10/6; 5 henry 250 mA. 60 ohms, 9/6.

Wide Angle P.M. Focus Units. Vernier adj. state tube, 15/- .

P.M. Focus Unit for Mullard tubes with vernier adjustment. P. & P. 2/- . 15/- .

Energised Focus Coil, low resistance mounting bracket, 17/6.

Frame Oscillator Blocking Trans., 4/6.

Line Osc. Blocking Trans., 4/6.

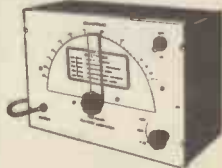
CHOKES:
2-20 Hen., 150 mA., 15/- . P. & P. 3/- .
6 Hen. 275 mA., 15/- . P. & P. 3/- .
100 Hen., 40 mA., 15/- . P. & P. 3/- .
250 mA., 10 henry, 10/6; 5 henry 250 mA. 60 ohms, 9/6.

Wide Angle P.M. Focus Units. Vernier adj. state tube, 15/- .

P.M. Focus Unit for Mullard tubes with vernier adjustment. P. & P. 2/- . 15/- .

Energised Focus Coil, low resistance mounting bracket, 17/6.

PATTERN GENERATOR



Coverage 40 Mc/s-70 Mc/s

A.C. Mains 200/250 v. £3 - 19 - 6

Or 29/- deposit, 3 payments of £1 P. & P. 4/6 extra.

PROVED

The finest method
for cleaning records

Already over 20,000 enthusiastic users

THE "Dust Bug"
AUTOMATIC GRAMOPHONE RECORD CLEANER

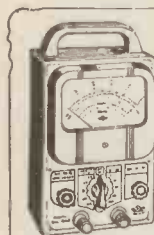
PATENT APPLIED FOR

Price reduced to 17/6 (plus 7/- purchase tax)

From your local dealer or

CECIL E. WATTS

Consultant and Engineer (Sound Recording and Reproduction)
Oakleigh Grange, High Cross, nr. Uckfield, Sussex



PULLIN
SERIES 100
TEST METER
AC/DC 10,000 Ω/V
21 RANGES
100 μA to 1000 V
COMPLETE IN DIE-CAST
CASE WITH TEST LEADS
CLIPS AND PRODS
FULLY GUARANTEED

Sent post free for £2.10.0 and nine further
monthly payments of £1.4.6.
Cash price £12.7.6.

FRITH RADIOCRAFT LTD

69-71 CHURCHGATE LEICESTER PHONE 58927
28 HIGH STREET NEWPORT PAGNELL, BUCKS. PHONE 237



'Radiospares'
Quality Parts

The
Service Engineer's
First Choice



**WEBB'S SERVICE
DEPARTMENT**

Renovation and re-alignment of
Communications Receivers a
speciality.

We can also offer skilled overhaul
of High Fidelity Amplifiers and
Equipment.

WEBB'S RADIO

14 SOHO STREET, LONDON, W.1

Service Dept. — 'Phone GERrard 7308
Sales Dept. — 'Phone GERrard 2089

UNIVERSITY OF SOUTHAMPTON
Technical Department
FULL-TIME COURSE IN
TELECOMMUNICATIONS
ENGINEERING

A two year full-time day course in Telecommunications Engineering is now available. The course prepares candidates for the Intermediate, Final, and Full Technological Certificate Examinations of the City and Guilds of London Institute. It includes Physics for candidates who wish in addition to obtain full exemption from the Graduateship Examination of the British Institute of Radio Engineers.

The next course commences in September, 1956, and early application for entry is desirable. Application forms and further particulars may be obtained from the Technical Officer, the University, Southampton.

Purchase, Hire or Hire-Purchase your

'VORTEXION TAPE RECORDER'

P.A. Equipment, etc.

Our service includes

INSTALLATIONS AND OUTSIDE
RECORDINGS, STUDIO RECORDINGS
and TAPE TO DISC SERVICE

LONDON'S LEADING AGENTS

GRIFFITHS HANSEN (Recordings) LTD.

32/33, Gosfield Street, LONDON, W.1
Phones, MUscum 0642-2771
Grams, GRIFhano, WESDO, LONDON

High Fidelity Amplifiers and
Pre-amplifier tone compensation units
Write for details to:

GOODSELL LTD.

40 Gardner Street Brighton 1 Sussex
Tel.: Brighton 26735

MALVYN ENGINEERING WORKS

Manufacturers of: Chassis, Small
Pressings, Machined Components,
Wiring and Mechanical Assemblies
to specification.

Single and Production Quantities.

100 PARK ROAD, WARE, HERTS.

Telephone: Ware 465

SIGNALS OFFICE STAFF REQUIRED

A number of vacancies, offering good
conditions and prospects, exist for:—

CYPHER OPERATORS (Male and
Female).

RADIO OPERATORS (Male).

TELEPRINTER OPERATORS
(Male and Female).

Apply, giving details of qualifications
and experience, to:—

Personnel Officer,

G.C.H.Q. (FOREIGN OFFICE),
53 Clarence Street, Cheltenham.

"THE COMIT"

AERIAL

THE EASIEST AND CHEAPEST WAY OF
SATISFYING BAND 111 CUSTOMERS.
DELIVERY FROM STOCK. SEND FOR LISTS

TELECRAFT LTD.

QUADRANT WORKS, WORTLEY RD.,
WEST CROYDON, SURREY
Thornton Heath 1191-2-3

RADIO & TELEVISION COMPONENTS

WE OPERATE A PROMPT & EFFICIENT
MAIL ORDER SERVICE

"VIEWMASTER" & "TELE-KING" specialists
Easy terms available, Stamp (only) for lists

JAMES H. MARTIN & CO.,
FINSTHWAITE, NEWBY BRIDGE,
ULVERSTON, LANCs.

TANNOY
SOUND EQUIPMENT

Tells you what's going on clearly

WEST NORWOOD · S.E.27

Telephone: GIPsy Hill 1131 (7 lines)

**BRASS, COPPER, DURAL,
ALUMINIUM, BRONZE**

ROD, BAR, SHEET, TUBE, STRIP, WIRE
3,000 STANDARD STOCK SIZES

No Quantity too Small. List on Application.

H. ROLLET & Co. Ltd.

6 Chesham Place, S.W.1. SLOane 3463
ALSO AT LIVERPOOL, BIRMINGHAM,
MANCHESTER, LEEDS

**FM/AM RECEIVERS
AND TUNERS—**

BEL, MARLBOROUGH YARD,
LONDON, N.19. ARCHway 5078



SIFAM ELECTRICAL INSTRUMENT CO. LTD.
LEIGH COURT - TORQUAY - Telephone 4547/8

LOCKWOOD

makers of

Fine Cabinets

and woodwork of every description
for the Radio and allied trades

LOCKWOOD & COMPANY
(WOODWORKERS) LTD.

Lowland Rd., Harrow, Middlesex. Byron 3740

**SURPLUS MICROPHONES
INSERTS REQUIRED.**

G.P.O. TYPE 2½ DIA.

UP TO 50,000.

OFFERS TO BOX 2427.

FOR SOUND WITH FILM

the world famous



high fidelity magnetic tape recorder

IS UNIQUE

Send for details.

Excel Sound Services Ltd. (Dept. W.D.P.)

Garfield Avenue, Bradford, Yorkshire.

Tel: 45027

Assistant Engineers Required

TO CARRY OUT DETAILED MEASUREMENTS AND INVESTIGATIONS IN CONNECTION WITH NEW COMMUNICATIONS EQUIPMENT. PREVIOUS EXPERIENCE OF THIS CLASS OF WORK DESIRABLE. TECHNICAL EDUCATION FROM O.N.C. STANDARD. EXCELLENT OPPORTUNITY FOR ADVANCEMENT. THE POSITIONS ARE PERMANENT AND PENSIONABLE WITH SALARY UP TO £800 P.A. ACCORDING TO QUALIFICATIONS AND EXPERIENCE. PLEASE REPLY, IN WRITING, GIVING FULL DETAILS TO THE EMPLOYMENT MANAGER, THE PLESSEY COMPANY LIMITED, VICARAGE LANE, ILFORD, ESSEX.

ELECTRONIC AND INSTRUMENTATION ENGINEERS.

Applications are invited for work associated with a new 10,000 H.P. Supersonic Wind Tunnel.

The work is interesting and varied and includes the maintenance of digital and analogue computers as well as the development of instruments etc. for the Wind Tunnel.

Applicants should be of Degree or H.N.C. standard and preferably have experience in the design and development of electro-mechanical apparatus or in the servicing of complex electronic equipment.

Pleasant working conditions and amenities are provided, and an attractive Superannuation Scheme is in operation. The work is of a permanent character in a new and expanding field and the salaries are good.

All replies to be addressed to:—

Technical Appointments Officer,

**Sir W. G. ARMSTRONG WHITWORTH
AIRCRAFT LTD.,**

Baginton, Nr. COVENTRY.

Quoting reference : WT/3.



A.I.D.

Approved

TRANSFORMERS

of all types up to 25 KVA for Single or Three Phase operation, Phase Conversion, etc.

MAINS

Output and Special Purpose Transformers for Radio Equipment; Chokes, etc.

COILS

for Contactors, E.M. Brakes, Air Valves, etc., and coil WINDINGS for all purposes.

SOLENOIDS

for A.C. and D.C. Operation

W. F. PARSONAGE & Co., Ltd.
INDUCTA WORKS, Park Rd. Bloxwich, Walsall
Telephone: BLOX 66464

— WHY WASTE TIME —

Give that set its best chance
FIT QUALITY COMPONENTS

Catalogue 1/-.

ALL POPULAR CIRCUITS

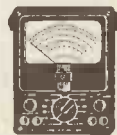
COVENTRY RADIO

EST. 1925

189, DUNSTABLE ROAD,
LUTON, BEDS.

Phone: Luton 2677

METER REPAIRS



All types - Any make
Single and Multi-range repaired
and recalibrated

Meters converted and re-scaled
PHONE FOR IMMEDIATE SERVICE
E.I.R. INSTRUMENTS LTD

329 Kilburn Lane, London, W.9

Tel.: LADbroke 4168

YOUR METER DAMAGED?



Leading
Electrical
Instrument
Repairers
to the
Industry

Contractors to the Ministry of Supply and General Post Office. Repairs by skilled craftsmen of all makes and types of Voltmeters, Ammeters, Microammeters, Multi-range Test meters, Electrical Thermometers, Recording Instruments, etc. Quick deliveries—for speedy estimate send defective instruments by registered post to:—

L. GLASER & CO. LTD.

Electrical Instrument Repairers
96-100 ALDERSGATE STREET, E.C.1
(Tel.: MONarch 6822)



NORTHERN POLYTECHNIC Session 1956/57

ADVANCED COURSES IN
ELECTRONICS AND WAVEGUIDE
PHYSICS
ELECTRICAL DISCHARGES IN
GASES

SOLID STATE PHYSICS

Suitably qualified students can proceed to the M.Sc. Degree of the University of London.


Session begins 24th September, 1956.

Also short lecture courses on:
MICROWAVE VALVES—beginning 2nd
October, 1956.

PULSE TECHNIQUES—beginning 5th
November, 1956.

Enquiries should be addressed to:—

Head of Department of Physics,
Northern Polytechnic, Holloway, London,
N.7. (Telephone: NORTH 1686)



3-VALVE QUALITY AMPLIFIERS

3-4 wt. 16 S.W.G. al. chass.; neg. fdbk.; vol. and tone controls; A.C. 200-250 v.; voltage panel; 2-4Ω spkr. socket; new comp. and PLAYING TESTED; B7g 6½ x 5 x 4½in., £4-5-0.

INT. OCT. 9 x 6 x 4½in., £4-2-6.

Carr. 3/6 either model and state type P.U.
E.K.E., 47, Arksey Lane, Bentley,
Doncaster.

CHIEF ENGINEER
required by
ADVANCE COMPONENTS
LIMITED

Competent to administer complete Laboratory providing full information to production on new instruments and all technical matters. A responsible position at our pleasantly situated new Works for a man of ability and energy with experience of the design and production of electronic instruments.

*Apply to: The Technical Director,
 Advance Components Ltd.,
 Roebuck Road, Hainault, Essex.*

PYE
TELECOMMUNICATIONS
LTD.

Ditton Works, Cambridge

invite applications from both

SENIOR and JUNIOR ENGINEERS

for permanent and progressive employment in
 the

AERONAUTICAL DIVISION,

for the development and installation of ground to air projects, and the design of airborne communications and navigation equipment. Experience in transistor circuitry advantageous.

Applications, giving full details of experience etc., should be addressed to the

PERSONNEL MANAGER

quoting reference TB/A.

Australia Calls



TELECOMMUNICATION
ENGINEERS

SALARY SCALES (in £A):

Grade 1 Engineer	£993 to £1,353
Group Engineer	£1,443 to £1,623

AUSTRALIA is developing rapidly and urgently needs electrical electronic, mechanical and other professionally qualified engineers to assist in the expansion and maintenance of its national telephone, telegraph, radio and television services.

QUALIFICATIONS: Equivalent to standard necessary for Graduate Membership of Institutions of Electrical, Mechanical or Civil Engineers.

STARTING SALARIES: According to qualifications and experience. University Graduates £1,038 to £1,128 minimum.

CONDITIONS OF APPOINTMENT: Permanent appointment to the Postmaster-General's Department. Free passages for appointee and dependants. Initial accommodation provided. In approved circumstances, special settling-in allowances. Full salary from date of embarkation. Superannuation, Annual and Sick Leave conditions. 4½ months' furlough after 15 years. Good opportunity for advancement.

SPECIAL: A particular position of Group Engineer T.V. transmission is available for an experienced man.

FOR FURTHER DETAILS: Engineers qualified or about to qualify, enquire from Australian Post Office Representative, Australia House, Strand, London, W.C.2.

SECTION LEADERS AND ENGINEERS REQUIRED FOR APPLICATIONS WORK IN THE FIELD OF TRANSISTORS AND PRINTED CIRCUIT DEVELOPMENTS FOR COMMUNICATION ENGINEERING CIRCUITS AND COMPONENTS. THE VACANCIES OCCUR DUE TO EXPANSION IN THE LABORATORY OF A SELF-CONTAINED UNIT OF A LARGE ENGINEERING COMPANY LOCATED IN THE EASTERN LONDON AREA. TO THE SUCCESSFUL CANDIDATES THERE WILL BE EVERY OPPORTUNITY FOR ADVANCEMENT AND A GOOD COMMENCING SALARY WILL BE PAID. PLEASE REPLY, GIVING FULL DETAILS OF QUALIFICATIONS AND EXPERIENCE TO BOX NO. 2087.

SENIOR ENGINEERS REQUIRED WITH ADEQUATE EXPERIENCE TO ASSUME RESPONSIBILITY FOR THE ENGINEERING ASPECTS OF COMMUNICATIONS DEVELOPMENT PROJECTS. A GOOD ENGINEERING DEGREE DESIRABLE BUT NOT ESSENTIAL. SALARY UP TO £1,100 PER ANNUM ACCORDING TO QUALIFICATIONS AND EXPERIENCE. THE VACANCIES PRESENT EXCELLENT OPPORTUNITIES FOR ADVANCEMENT. COMPANY PENSION AND INSURANCE SCHEME IN OPERATION. PLEASE REPLY, IN WRITING, GIVING FULL DETAILS TO THE EMPLOYMENT MANAGER, THE PLESSEY COMPANY LIMITED, VICARAGE LANE, ILFORD, ESSEX.

FERRANTI LIMITED (WYTHENSHAW)

has vacancies at all levels in the rapidly-expanding

SEMI-CONDUCTOR DEPARTMENT

for

PHYSICISTS, ELECTRICAL ENGINEERS AND TECHNOLOGISTS

to be concerned with the development and production of

SILICON RECTIFIERS AND TRANSFORMERS

Detailed requirements are as follows:—

(1) **PHYSICISTS** for research into improved methods of growing Silicon Crystals, for measurement work on the characteristics of single crystals and for research into improved methods of making junctions in semi-conductors. Ref. PDH(i).

(2) **PHYSICISTS, ELECTRICAL ENGINEERS AND TECHNOLOGISTS** for work on the development of semi-conductor devices and for measurement work on prototypes thereof. Ref. PDH(ii).

(3) **TECHNOLOGISTS** to control the production of single crystal silicon. Ref. PDH (iii).

(4) **PHYSICIST OR ELECTRICAL ENGINEER** for quality control and inspection of semi-conductor device production. Ref. PDH (iv).

Minimum qualifications:

(1) Degree in Physics and Physical Chemistry.

(2) Degree or H.N.C. in Physics or Electrical Engineering.

(3) H.N.C. or Diploma in Applied Physics.

(4) O.N.C.

Applicants who have experience in the semi-conductor field will be given special consideration for the more senior posts but such experience is not essential, provided the applicant is willing and considered able enough to learn semi-conductor techniques.

The laboratories concerned with semi-conductors are new, of a pleasant modern design and are situated in Cheshire about ten miles south of Manchester.

All the vacancies carry good salaries with excellent opportunities for advancement in this rapidly expanding field. The Company operates a Pension Scheme.

Application forms can be obtained from T. J. Lunt, Staff Manager, Ferranti Ltd., Hollinwood, Lancs. Please quote reference number.

FERRANTI LIMITED, Edinburgh

require a graduate in engineering or physics with experience in the fields of fire control and weapon systems, for the technical publications department. Please apply, giving full details of qualifications and experience, to the Personnel Officer, Ferranti Limited, Ferry Road, Edinburgh, 5, quoting Ref. E/TID/59.

Electronic Engineers are required for development and technical liaison duties related to the development of highly interesting projects. A knowledge of aircraft electrical systems would be an advantage but not essential. Apply in writing, stating age and experience, to the Staff Manager, G.E.C. Stanmore Laboratories, Stanmore, Middx., quoting Ref. AMV/FH.

Technical Publications

TECHNICAL WRITERS and **ILLUSTRATORS** are required with experience of electronic equipment for radar and similar projects.

An experienced **TECHNICAL CLERK** is also required.

Write giving full details etc. to Personnel Manager, Ref. RG., The General Electric Co. Ltd., Brown's Lane, Allesley, Coventry.

Senior and Junior Electronic Engineers are required with a good general background of electronic design and development for the study and development of complex electronic systems related to aircraft. Preference will be given to candidates with a general rather than specialised knowledge of electronics. Apply in writing, stating age and experience, to the Staff Manager, G.E.C. Stanmore Laboratories, Stanmore, Middx., quoting Ref. AMV/FH.

SENIOR ENGINEER

wanted by

Felgate Radio Ltd.

Degree or similar qualification necessary. Candidates who have been associated with production will receive preference.

Duties include the design of domestic radio and television, high fidelity audio equipment and miniature transmitter receivers.

Apply Managing Director :

FELGATE RADIO LTD.

Felgate House, Studland Street, Hammersmith, W.6

TWO SENIOR GRADUATE ENGINEERS

are wanted for a

FORWARD THINKING GROUP

under the direction of

Dr. E. K. Sandeman

at the

ENGLISH ELECTRIC COMPANY'S

GUIDED WEAPONS DIVISION,

LUTON, BEDS.

Each should have experience in one or more of the following :

BALLISTICS or CELESTIAL MECHANICS

RADAR or ELECTRONICS

SERVO THEORY

ANALOGUE or DIGITAL COMPUTERS

Dr. Sandeman would be pleased to receive applications for these permanent and progressive research posts, and will be glad to talk over the prospects of employment with suitable candidates.

Applications in the first instance should be addressed to Dept. C.P.S., 336-7, Strand, W.C.2, quoting Ref. 613B.

THE MULLARD RADIO VALVE CO. LTD.,

is now able to offer a number of vacancies for

TECHNICAL ASSISTANTS

in its Special Valves and Tubes Divisions.

The appointments are available within the Cathode Ray Tube Division working on the development of Colour Television and the manufacture of Special Tubes concerned with Radar Tubes, Instrument Tubes, etc. In addition there are other vacancies in the Gas Discharge Valve and Photo-Electric Cell Division. In both Divisions, there are opportunities in the Applications, Development and Technical Sections. Applications are invited from persons holding the General Certificate of Education at Advanced level in Science subjects and those who possess an Ordinary or Higher National Certificate in Electrical Engineering. The posts give opportunities for further training in the electronics field and there are facilities for further studies leading to higher qualifications. There are in addition considerable opportunities for promotion in the varying and expanding fields in this type of electronic work.

The commencing salary will be according to age, experience and qualifications and the Company's salary policy can be considered to be progressive. There is a Pension Scheme and a Long-Service Holiday Plan.

Applications in writing which will be treated with the strictest confidence should be addressed to: The Personnel Officer, The Mullard Radio Valve Co. Ltd., New Road, Mitcham Junction, Surrey.



Leads the world in TAPE RECORDING

For details of the world's most advanced Tape Units and Tape Recorders contact

VERDIK SALES LTD.

8, RUPERT COURT, WARDOUR ST., LONDON, W.1

Gerrard 8266

D. NAPIER & SON LTD

QUALIFIED RADIO ENGINEER

preferably with experience in British and American H.F. and V.H.F. communication and navigational aids, required at Luton Airport, Beds.

Apply to D. Napier & Son, Ltd., Dept. C.P.S., 336/7, Strand, W.C.2, quoting Ref. 806B.

MORSE CODE Training



COURSES for BEGINNERS and OPERATORS, also a SPECIAL COURSE for passing the G.P.O. Morse Test for securing an AMATEUR'S TRANSMITTING LICENCE.

Send for the Candler BOOK OF FACTS

It gives details of all courses.

Fees are reasonable.


Terms: Cash or Monthly Payments

THE CANDLER SYSTEM CO.

(55W) 52b ABINGDON ROAD, LONDON, W.8

Candler System Co., Denver, Colorado, U.S.A.

The **UNIQUE BENDER**



YOU HAVE SEEN

from our successive advertisements what the **UNIQUE BENDER** looks like.

Now we show examples of a few of the many jobs it will handle. It also makes angles, channels, folded and beaded edges and special sections up to 39 in. long; *Quickly, Accurately, and with Professional Finish.*



For 6 page Folder write to:—

A. A. TOOLS (W)

197a Whiteacre Rd., Ashton-U-Sayne
Every genuine A.A. tool bears this mark.

SOUTHERN RADIO'S WIRELESS BARGAINS

TRANSRECEIVERS. Type "38" (Walkie-Talkie). Complete with 5 valves. In metal carrying case. Ready for use. Less external attachments, 30/- per set. **ATTACHMENTS** for use with "38" **TRANSRECEIVER HEADPHONES, 15/6;** **THROAT MICROPHONE** with Lead and Plug, 4/6; **JUNCTION BOX, 2/6;** **AERIAL, 2/6.**

TRANSRECEIVERS. Type "18" Mark III. **TWO UNITS** (Receiver and Sender) contained in Metal Case. Complete with Six Valves, Microammeter, etc. **LESS EXTERNAL ATTACHMENTS, £4/10/-.**

TRANSMITTERS. T1154. Complete all valves, etc., etc. Perfect order. 3 frequencies. £2/7/6, in transit case. Delivered U.K.

BOMBSIGHT COMPUTERS. Ex-R.A.F. BRAND NEW. A wealth of Components. **GYRO MOTORS, REV. COUNTERS, GEAR WHEELS, etc., etc.** Ideal for Model Makers, Experimenters, etc., £3.

LUBBRA HOLE CUTTERS. Adjustable 2in. to 3½in. For Metal, Wood, Plastic, etc., 7/-.

RESISTANCES. 100 ASSORTED USEFUL VALUES. Wire Ended, 12/6 per 100.

CONDENSERS. 100 ASSORTED. Mica, Metal Tubular, etc., 15/- per 100.

PLASTIC CASES. 14in. X 10½in. Transparent. Ideal for Maps, Display, etc., 5/6.

STAR IDENTIFIERS. Type I A-N. Covers both Hemispheres. In case, 5/6.

CONTACTOR TIME SWITCHES. In sound-proof case. Clockwork movement. 2 impulses per sec. Thermostatic Control, 11/6.

REMOTE CONTACTORS. use with above, 7/6.

MORSE PRACTICE SET with Buzzer on Base, 6/9. Complete with Battery, 9/6.

MORSE TAPPERS, Scd., 3/6; **Midget, 2/9.**

CRYSTAL MONITORS. Type 2. New in Transit Case. Less Valves, 8/-.

METERS AND AIRCRAFT INSTRUMENTS. Only need Adjustment or with broken Glass.

TWELVE INSTRUMENTS, including 3 brand new Aircraft Instruments, 35/- for 12.

Postage or carr. extra. Full list of Radio Books, 2½d.

SOUTHERN RADIO SUPPLY LTD.
11 LITTLE NEWPORT STREET
LONDON, W.C.2. Gernard 6653

An important announcement about **A. T. STARR'S** outstanding work

RADIO AND RADAR TECHNIQUE

It has been found possible to publish this encyclopaedic work at a reduced price of 60/- net. Written by a leading authority, it contains all the present-day knowledge of the essential methods and techniques of radio and radar. It is profusely illustrated and excellently produced. From all booksellers, price 60/- net.

"... the most ambitious and the most useful British textbook on the subject published in the last few years."

P.O. Electrical Engineers Journal.

PITMAN

Parker Street, Kingsway, London, W.C.2

FM and HI-FI COMPONENTS
In stock for the

WIRELESS WORLD FM TUNER UNIT
DENCO FM TUNER circuits 1s. 6d.
RADIO CONSTRUCTOR FM " 2s. 0d.
MULLARD AMPLIFIERS " 3s. 6d.
OSRAM 912 PLUS AMPLIFIER " 4s. 0d.

Separate price lists on request to

J. T. FILMER MAYPOLE ESTATE
BEXLEY, KENT
Tel.: Bezelheath 7267

Build your own Tape Recorder with the

'ASPDEN' TAPE DECK KITS

Compact model
7½in. x 11in., 5in. reels.....kit £7 10 0

Standard model
10½in. x 15in., 7in. reels...kit £8 10 0

Easy to assemble, with full working drawings and instructions. First class motor, latest design High-Fidelity heads.

and the recorder
AMPLIFIERkit £5 18 0
Power Packkit £2 18 6
(without valves)
Carr. extra.

"The complete deck will be very handsome and I am pleased with the general workmanship."
G. C., Southampton.
Send stamp for full particulars to:—

W. S. ASPDEN,
10, MARKET STREET, WESHAM,
KIRKHAM, LANCs.

MORE

17"-T.V. TUBES-14"

17" TUBES £7.10.0

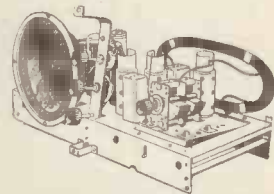
14" TUBES £5.10.0

6 MONTHS' GUARANTEE

RECTANGLE, LATEST TYPES. Please state type and make required plainly. Huge purchase makes this possible.

All of modern manufacture.
16in., 15in., 14in., 12in. ROUND. £5.
Including wide angle types.

OVERSTOCK SALE. These tubes are offered until space is cleared. Prices are plus 15% Insured carr. C.W.O. Imperfect and blemished tubes from 12/6. Ideal for testing. Send for Mammoth list of Summer prices. PLEASE PRINT NAME AND ADDRESS.



39/6 RADIO AND RADIOGRAM CHASSIS. 3 WAVE BAND AND GRAM.

Extra speaker sockets, 5-valve Int. Octal. Built-in portable aerial (optional). 4-knob control. A.C. or Universal. Less valves. (See our cheap list.) 8in. P.M. speaker 7/6 with order. Set of knobs 2/-. Chassis 15½in. x 7in. x 9in. (when speaker is fitted). Carr. 4/6.

RADIOGRAM CHASSIS. 29/9. Including 8in. speaker, dial and knobs. 5-valve s/het. 3 w/band. A.C. mains. Complete. Gunr. tested. Less valves. Ins. and carr. 4/6.

CADELABRUM. 19/9.
3-light fitting

WITH FREE GIFT OF THREE SHADE BOWLS (post 2/9). Your complete satisfaction. Money back guarantee.

12in. T.V. CHASSIS, 9/7/6. Easily adapted to Band 3 (TV). Drawing 2/6 or FREE with order. Complete chassis by famous manfr. R.F. E.H.T. unit included. Owing to this chassis being in 3 separate units (power, t/base and s/vision inter-connected), it is easily fitted to table or console model. State BBC channel. This chassis is less valves and tube. Ins. and carr.: London 5/-. Provinces 10/-.

TV CHASSIS UNITS

TIME BASE, 10/6. Containing scanning coil, focus unit, line trans., etc. FREE drawing. Carr. 3/6.

SOUND AND VISION STRIP. 27/6. s/het, complete s/vision strip, 10 valve holders (EF91, etc.). Less valves. FREE drawing. Post 2/6.

POWER PACK AND AMPLIFIER, 29/6. Mains E.H.T. 5 kv., 325 v., 250 mA. Smoothed H.T. Heaters, 6 v. at 5 amp., 4 v. at 5 amp., 4 v. at 5 amp. Extra winding for 2 or 4 v. tubes. FREE drawing. Carr. 5/6.

POWER PACK AND AMPLIFIER, 29/6. Output stage 6V6 with O.P. trans., 3 ohm matching. Choke. Smoothed H.T. 350 v. 250 mA. 6.3 v. at 5 amp., 22 v. at 3 amp., 6.3 v. at 4 amp. and 4 v. centre tapped. Valve base for rect., octal or 4 pin. Output is taken from std. plugs. Less valves. Ins., carr. 5/6.

POWER PACK AND AMPLIFIER, 29/6. Output stage 6X4S. O.P. trans., Choke. Smoothed H.T. 325 v. at 250 mA., 4 v. at 5 amp. 6.3 v. at 5 amp. 4 v. at 5 amp. Centre tapped. Valve bases for rectifier octal or 4 pin. Output is taken from std. plugs. Less valves. Ins., carr. 5/6.

MAINS TRANSFORMER, 5/9. 350-0-350 v. htrs., 6 v. and 5 v. Post 2/3.

MAINS TRANSFORMER, 3/9. 350-0-350 v. 12 v. 4 v. htrs. Prim. 100-250 v. Make ideal auto trans. Post 2/3.

MAINS TRANSFORMERS, 5/9. 350-0-350 v. 4 v., 4 v. htrs., Prim. 200-250 v. Post 2/3.

COIL PACKS, 3/9. Complete with 2-gang cond. pair 465 LF.s (similar drawing) and dial. Post 2/3. **SPEAKERS, 8/9.** 8in. P.M. std.; 3-5 ohm. Guaranteed. Post 1/9.

Remember SATURDAY open all day.

MONEY BACK GUARANTEE **DUKE & CO**
621 ROMFORD ROAD, LONDON. E.12
CWO OR COD • TEL: GRA 6677

SHORT WAVE TRANSMITTING/RECEIVING INSTALLATIONS T/R-50 SERIES



T/R-50 Mk. III INSTALLATIONS

are designed for use in a communications network and include the following additional features:

- **PRE-SET FREQUENCY SELECTION, CRYSTAL CONTROLLED** (in the Transmitter and Receiver) incorporating a patented **FLICK-CONTROL**.
- **BUILT-IN AUTO-ALARM SYSTEM**
- **AERIAL MATCHING:** 12-600 ohm impedance over the whole frequency range.

ACCESSORIES AND SPARE PARTS—All accessories and equipment spares for 3-5 years operation can be supplied with the equipment (immediate delivery).

We can supply for **IMMEDIATE DELIVERY R.O.A. COMMUNICATIONS & BROADCAST TRANSMITTERS** (from 250 w. to 5 kw.)

Complete in every detail for immediate operation
Use: **MOBILE · FIXED STATIONS · MARINE**

The performance of these installations is of the highest order and meets the requirements of commercial telecommunication working in all climates and conditions.

Every design feature has been incorporated to ensure: **RELIABILITY — ACCESSIBILITY — EASE OF SERVICING.**

Brief Specification:—

TRANSMITTER

POWER OUTPUT—50 WATTS.
FREQUENCY RANGE: 1,500 Kc/s. to 12,000 Kc/s. in 3 bands, V.F.O. or **CRYSTAL CONTROL** with choice of five crystal positions.
EMISSIONS: (a) Radiotelephone (voice) with facilities for full press-to-talk operation.
(b) Radiotelegraph (code) with provision for full break-in keying.

RECEIVER

SUPERHETERODYNE: I.R.F., Mixer, Local Oscillator, 2-I.F.'s, 2nd Detector and 1st Audio, B.F.O., Power Output Stage with built-in Speaker and additional 500-ohm line connections.
Note: The R-50 Mark II can be provided with a muting control (full or partial) on special order.

POWER SUPPLY UNITS

12 & 24 v. Dynamotor Unit or A.C. Mains Supply Unit (100/130 v. and 200/250 v. 50/60 cycles).

BRITISH SAROZAL LIMITED ELECTRONIC WORKS

1-3 MARYLEBONE PASSAGE - MARGARET STREET - LONDON - W.1
Cables: SAROZAL, LONDON Telephone: LANGHAM 9351 (3 lines)

A.I.D. and A.R.B. Approved.

Z. & I. AERO SERVICES LTD.

We have pleasure to announce that we have in stock a quantity of:

LORAN Receiver-Indicator Units, (R-65/APN-9). PRICE, complete, released to A.R.B. requirements, packed and delivered F.O.B., London, **£120** each.

We have certain quantities of spares available for these units.

Also

MOTOR-GENERATORS 800-I-D for supplying the above units, brand new.

Price, released to A.R.B. requirements, **£25** each.

Free delivery in London; packing and carriage extra.

Please write for further details, Catalogues, etc. to:

Z. & I. AERO SERVICES LTD.
19, Buckingham Street, London, W.C.2

Telephone: TRAFALGAR 2371/2

The MURRAY-HILL Co.

DECALS

Transfer labels for marking Electronic Equipment

★ **EASILY APPLIED** ★ **GOVT. APPROVED**

★ **LONG LASTING** ★ **NO BACKGROUND**

Decals are available from stock as follows:—

STANDARD MK. II EDITION, in black or white, approx. 750 titles, 3/32in. lettering, covering radio reception, transmission, sound recording and amplification, oscilloscopes, television, pulse technique, radar navigational, industrial control, measurement, units of quantity, volts, ohms, etc. O.V. etc., serial numbers, letters and numbers in 2 sizes, 1/4in. and 3/32in. Price 4/9 + 3d. post.

THE RECORDING STUDIO set of labels covering all aspects of recording, and reproduction. H.F., Public Address, mixing, film dubbing, tape and disc recording, in black or white, 3/32in. letter. Price 3/6 + post 3d.

AMATEUR MK. II EDITION, in black or white, approx. 300 titles, 3/32in. lettering, covering radio reception, transmission, sound recording and amplification, oscilloscopes and T.V. Price 3/6 + 3d. post.

DIALS AND SCALES, black or white, 1/4in. small pointer knobs per set of 12. Price 1/3 + 3d. post.

Letters and numbers black or white, 1/4in. characters, ref. 24, per set. Price 1/6 + 3d. post.

ON AND OFF LABELS, black or white, 1/4in. lettering, per set of 64 pairs. Price 1/3 + 3d. post.

"DANGER—HIGH VOLTAGE." Slide-off transfers, 1 1/4in. x 3 1/4in., red on white background. 4/9 doz., 27/6 gross.

STATION NAMES. Names of principal long, medium and VHF broadcasting stations, solid lines and wavelength numbers, for long, medium, short and VHF, in 3 different colours for the various bands. For application to opaque panels or behind glass. Please state which. Price 3/6 + 3d. post.

SPECIAL DECALS FOR MANUFACTURERS, LARGE USERS, ETC. DECALS FOR USE ON PLASTICS, CABLES. PRINTING ON GLASS, PERSPEX, ETC.

THE MURRAY-HILL CO., Link Hill, Nr. Hawkhurst,
KENT. Telephone: Sandhurst 276

Wireless World Classified Advertisements

Rate 7/- for 2 lines or less and 3/6 for every additional line or part thereof, average lines 6 words. Box Number: 2 words plus 1/-. (Address replies: Box 0000 c/o "Wireless World" Dorset House, Stamford St., London, S.E.1.) Trade discount details available on application. Press Day September 1956 issue, Wednesday, July 25th. No responsibility accepted for errors.

WARNING

Readers are warned that Government surplus components and valves which may be offered for sale through our displayed or classified columns carry no manufacturers' guarantee. Many of these items will have been designed for special purposes making them unsuitable for civilian use, or may have deteriorated as a result of the conditions under which they have been stored. We cannot undertake to deal with any complaints regarding any such items purchased.

NEW RECEIVERS AND AMPLIFIERS
SHIRLEY LABORATORIES, Ltd., 125, Tarring Rd., Worthing, Sussex. Tel. Worthing 513, 3571.
 THE JTR/S1 stereosonic tape recording and replay amplifier, separate meter monitoring on record and playback on both channels, 15watts C/P each channel, 96gns; TW/4/15 tape recording and reproducing amplifier, 15watts O/P, as described in the March "Wireless World", for Wearite and Collaro decks, 45gns; TW/PA recording and replay pre-amplifier, 30gns; both with valve voltmeter monitoring; type SB/1-15E high-fidelity amplifier, exceptionally wide tone-control system, 40mv sensitivity, 20gns; with two inputs and 3-position gram filter, 22gns; specialized amplifiers for the musical and scientific industries including the Mullard 20watt. [0095]

RECEIVERS AND AMPLIFIERS—SURPLUS AND SECONDHAND
LEAK V.S. tuner, unmarked, £15.—Bretherick, 23, Aberdour Rd., Goodmayes, Essex. [6074]

H.R.O. receiver, "S" meter, full set of coils, instruction manual; H.R.O. Power Pack; £24; perfect.
B. & H. Wire Recorder, super job, original cost over £100; bargain £25.
PHILCO car radio, almost brand new, model K526T, 12V, £15.
ALL carriage paid, cash with order, satisfaction guaranteed.
H.P. RADIO SERVICES, Ltd., 55, County Rd., Liverpool, 4. [6047]

HRO Rx's and coils in stock, also AR8B, BC348R, CR100, etc.—Requirements please to R. T. & I. Service, 254, Grove Green Rd., London, E.11. Ley. 4986. [0053]

EDDYSTONE S750 communication receiver, 12-32 mc/s., 4.3-12 mc/s., 1.5-4.7 mc/s., 480-1,450 kc/s., 11 valve, recent make, revalved.—Offers, Fairbairn, 181, High St., Ayr. [6048]

"**WIRELESS WORLD**" 7-valve F.M. tuner unused with cathode follower, magic eye and power supply, fitted with latest type F.M. components including specified temperature compensating capacitors; price £14/15, including 7 valves, approx. half original price, exceptionally good reproduction, ideal for use with all high fidelity amplifiers and recorders; as above, but including high-grade cabinet 14½in x 9½in x 9in with slow motion tuning indicator, £18/10, limited number; bargain.—Box 1919. [6024]

LOUDSPEAKERS—SURPLUS AND SECONDHAND
A BARGAIN, Voight corner horn, walnut veneered; £15.—Enfield 2839. [6035]


TANNOY 5watt pressure units complete with horn line transformer and bracket; £3.—Box 2599. [6099]

NEW TEST EQUIPMENT
S.I.M. TV signal intensity meter, directly calibrated in microvolts, indispensable for TV aerial and feeder installations, and finding that "elusive fault."—Send for full details to Radio-Aids, Ltd., 29, Market St., Watford, Tel. 5988. [0170]

TEST EQUIPMENT—SURPLUS AND SECONDHAND
SIGNAL generators, oscilloscopes, output meters, valve voltmeters, frequency meters, multi-range meters in stock; your enquiries are invited.—Requirements to R.T. & I. Service, 254, Grove Green Rd., London, E.11. Ley. 4986. [0056]

TRANSMITTING EQUIPMENT
COLLINS TCS, TX-RX, complete outfit, 230 s.c. powerpack, handbook, remote control, cables and spare valves, 1.5-12mc, 20-40 watts voice-cw., clean working order; £35 o.n.o.—Box 2259. [6075]

Partridge TRANSFORMERS & CHOKES



as specified for the
Mullard High Quality Amplifiers.
 A FREE brochure is available
 Listing full Technical Data
 Physical Details &
 Prices

of the following Partridge components

MULLARD 10 WATT AMPLIFIER
 Mains Transformer H300/10
 Output Transformer

MULLARD 10 WATT AMPLIFIER
 (Distributed Load version)
 Mains Transformer P4013
 Output Transformer P4014

MULLARD 20 WATT AMPLIFIER
 Mains Transformer P3877
 Smoothing Choke P3879
 Output Transformer P3878

Post the coupon now
 for your free copy

PARTRIDGE TRANSFORMERS LTD.
 TOLWORTH SURREY

Name.....
 Address.....
 WW/7/56

DYNAMOS, MOTORS, ETC.—SURPLUS AND SECONDHAND

2,000c/s motor-alternator sets, input 220v d.c., output 80v, 1ph, 2,000c/s, 6.25amps, 500VA, complete with starter, fuses, control panel and voltmeter, all mounted in ventilated steel cabinet 14in x 26in x 49in high, new in original cases; £16, cart extra.
P. B. CRAWSHAY, 94, Pixmore Way, Letchworth, Herts. Tel. 1851. [0096]

BRIDGE rectifier units, quantity of new, unused, ex-Ministry of Supply, by S.T. & C. Ltd., 200-250/1/50 in 70-90, 100v 16amp d.c. out or will charge 54, 2 V cells, at tropical rating up to 125°F, at normal temp. rect. output 32amp, rotary switches, fuses, V meter, steel case, 4ft 6in x 3ft 6in x 1ft 6in. approx. wt. 3cwt, suit home or tropics; £25 each, cart. free England.

NEW R.A.F. charging cut-outs, 12 and 24v 60amp, 12/6, p. 1/-, 60amp, 19/6, p. free; landing lamps 24v 240 watt, 1/6, 15/- per doz, post extra.
T. W. PEARCE, 66, Great Percy St., W.C.1. [0012]

NEW GRAMOPHONE AND SOUND EQUIPMENT

TRANSISTOR pre-amps for tape playback; £8/15
RECORDING units, osc. erase and bias, with meter level 17gns; R/P amps, 6 watts U/L, 25gns.
REFLECTOGRAPH tape-decks, now £36; stereosonic, £53/6/8.

WARRIO, Wearite and all decks and amps available
HARDING ELECTRONICS, 120a, Mora Rd., Cricklewood, London, N.W.2. Tel. Gladstone 1770. [0032]

RECORDING tape 1,200ft at 22/6 (inc. post) (his: 35/-), 20/- each, six and above plus 1/6 post; all brand new, unused, plastic base, genuinely guaranteed by leading British Company, satisfied buyers are placing repeat orders, stock substantial but definitely limited; offer is exclusive to "Eroica"; also Mastertape and extended-play tape.
TAPE and Disk Recorders, Ferrograph, Leavers Rich, M.S.S., Connoisseur, blank disks, etc.
TAPE to Disk Service, "Eroica" Recording Services (1949), Recorder House, Peel St., Eccles, Manchester. Eccles 1624. Director, Thurlow Smith A.R.M.C.M. [0122]

CINE-VOX disc recording equipments, type C79, for high-quality recordings from existing microphone equipment; price from 28gns; also available as a complete channel inclusive of mic., amplifier and playback equipment, at 70gns; type C7 for highest quality professional requirements—recorder mechanism at 48gns, or complete channel at 110gns; demonstrations arranged in London.
PLEASE write for details to K.T.S. Ltd., "Coplow", Park Rd., Braunton, N. Devon, Tel. Braunton 224. Callers by appointment only. [0210]

GRAMOPHONE AND SOUND EQUIPMENT—SURPLUS AND SECONDHAND
10% discount, clearing stock of proprietary makes, unused recording tape; cash with order. See Radio-Aids, Watford, Leics. [6080]
RCA Loudspeaker Crossover Networks, complete choke condenser and resistor assembly mounted on small chassis, 15 ohms, crossover approximately 800 cycles, handling up to 20W, brand new units, £2 each; used but serviceable, £1/10 each.
SURBROS LANE & CO., Thornton Works, Thornton Ave., Chiswick W.4. Chi. 5752. [5759]

NEW COMPONENTS
CRYSTAL microphone inserts (Cosmocord Mic 6/4), in popular demand by Hams and sound engineers; guaranteed newly made and boxed; 15/6 post free.—Radio-Aids, Ltd., 29, Market St., Watford. [0169]

CONSTRUCTORS—Every type of component part supplied for constructors, brand new and all guaranteed, at below list price; all types of condensers, resistors, valves and transformers; stamp for lists; very quick M.O.S.—D. R. Smith, 47, Stannary St., Halifax. Tel. 66365. [0004]

COMPONENTS—SURPLUS AND SECONDHAND
SOUTHERN RADIO SUPPLY, Ltd., 11, Little Newport St., London, W.C.2. See our displayed advertisement, page 135.

POWER Transformer, 15/9; mains 350-0-350v 250m/amp, 6v at 5amp, 4v at 5amp, 4v at 5amp; 4v centre tapped; post 2/3.
POWER Transformer, 15/9; mains 350-0-350v 250m/amp, 6v at 5amp, 6v at 5amp, 22volt at 1½amp; post 2/3.
DUKE & CO., 621, Romford Road, London, E.12. Grangewood 6677. [6088]

TUBES, Mazda 12in and 15in, perfect condition, seen working, guaranteed; £6 and £8/10 each; callers only.—King's Tele-Service, 253, High Rd., Leytonstone. [6099]

GOVERNMENT Surplus Illustrated Catalogue No. 12, containing over 400 items of electrical, mechanical and radio equipment for experiments, etc.; price 1/6, post free.—Arthur Sallis, 93, North Rd., Brighton, Sussex [0093]

**DUODE
12 B/C
FOR
YOUR
LASTING
DELIGHT—**



NATURALNESS is the key to lasting delight in sound. It is easy to impress for a while by big bass boom and only a little less easy to create a top fizz which at first adds zipp to everything. But these don't last.

When you hear **NATURAL** sound re-created truthfully without extra trimmings and giving full measure without adding make-weight, when you hear your radio or records coming to real life, you will know what **DUODE NATURALNESS** means.

The new 12 B/C twelve inch unit at £15 is very full value. It has the unique dual drive with built-in crossover and feedback, the linen spirally corrugated graded compliance cone with cloth surround, a good magnet, and all the individual care and craftsmanship necessary to achieve **DUODE NATURAL SOUND**.

INSIST ON HEARING A DUODE

DUODE SOUND REPRODUCERS
3, Newman Yard, London, W.1

SURPLUS

TRANSMITTERS. Over 70 different types in stock, ranging from the BC611 American Handie Talkie to the Marconi SWB-8, 3,500 watts.

RECEIVERS. Nearly 100 types available from 15 kc. to 1,000 Mc/s., including portable and directional, the smallest hand held and the largest weighing 10 cwt. and using 85 valves.

TEST EQUIPMENT. American only. Over 100 different types of instruments in stock.

VALVES. American, over 200 types. British, over 150 types.

RECORDING GEAR by Dictaphone, M.C.S., Amertype, Soundscribe, Armour, R.T.A., Utah Memovox, Edison, etc., for disc., wire, film and tape.

POWER SUPPLY. Dynamotors, Motor Generators, Rectifiers, Vibrators, Inverters, from 2 volts 100 amps to 18,000 volts 1/2 amp.

AERIAL EQUIPMENT. Whips, 12in to 20ft. Masts 20ft. to 80ft Brackets, bases, wire guys, beams.

MISCELLANEOUS. Amplifiers, Cabinets, Chests, Chokes, Controls, Cords, Crystals, Electric Accessories, Fuses, Hardware Insulators, Loudspeakers, Meters, Plugs, Relays, Switchgear, Transformers, etc.

Full lists available

Send your requirements. All packing and shipping facilities.

P. HARRIS
ORGANFORD DORSET
Telephone: Lychett Minster 212.

COMPONENTS—SURPLUS AND SECONDHAND

RADIO CLEARANCE, Ltd., 27, Tottenham Court Rd., London, W.1. Tel. Museum 9188

ELECTROLYTICS: Capacity, voltage, size, type of mounting, price post paid, 25, 25v, 1/2x1 1/4, W/E, 1/3; 500, 12v, 3/4x3/4, W/E, 2/1; 1,000+1,000, 6v, 1x3, clip, 3/3; 1,000, 6v, 1x2, clip, 2/3; 1,000+2,000 6v 1x3 clip, 5/9; 100, 12v, 3/4x1 1/4, clip, 1/9; 2,000, 12v, 1 1/2x2, clip, 3/6; 50, 25v, 3/4x1 1/4, clip, 1/3; 100, 25v, 3/4x1 1/4, clip, 1/3; 1,000, 25v, 1x3, clip, 4/-; 3,000, 25v, 1 1/2x4 1/4, 5/-; 5,000, 25v, 1 1/2x4 1/4, 6/6; 2,500, 50v, 1 1/2x4 1/4, 6/6; 5, 150v, 3/4x1 1/4, W/E, 1/3; 8, 150v, 3/4x1 1/4, clip, 1/3; 40+40, 150v, 1x2, clip, 2/9; 100, 25v, 1 1/2x3, clip, 3/-; 60+250, 275/350v, 1 1/2x4 1/4, clip, 6/-; 8, 450, 3/4x2, clip, 1/3; 16+16+8, 350/425v, 1 1/2x2, lug, 4/3; 20+10, 450v, 1x3, clip, 4/-; 8, 500v, 1 1/2x2 1/4, clip, 2/3; 32+32+8, 350/425v, 1 1/2x3, clip, 5/-; 32+32, 350/425v, 1 1/2x2, clip, 4/-; 100, 350/425v, 1 1/2x3, clip, 4/-; 2, 350v, 3/4x2, 1/3; 16+16, 350v, 1x2, clip, 3/6; 16+16, 275v, 1x2, clip, 3/-; 32+32+8, 275v, 1 1/2x2, clip, 4/3; 100+200, 350v, 1 1/2x4 1/4, clip, 7/-; 50+50, 350v, 1 1/2x3, lug, 4/6; 200, 250v, 1 1/2x3, clip, 3/6; 16+8+4, 275v, lug, 3/-; 200+250+250, 275v, 2x4 1/4, clip, 8/6; photoflash types, 1,000mf, 20v, 1 1/2x4 1/4, 12/6; 1-1/2mf, 275v, 2 1/2x4 1/4, 19/6; all ALI cans, some with levers, all voltages WKG, surge V where marked, all new stock, guaranteed.

TELEVISION chassis, cadmium plated, steel, size 14x13x2 1/2 in. complete with 13 valve holders (9-B9A Pax, 1-B9A Ger, 2-B7G Ger, 1-1st, Oct, amph), 20 various tag strip cut away for metal rect., line trans., etc.; 9/11 each, post paid.

FRONT and rear tube mounts to fit above chassis, 3/- pair post paid.

F.M. focus rings, wide angle, tetrode tube, fully adjustable, 9/11, post paid.

SCANNING coils, wide angle, with mounting lugs, 19/6, post paid.

MAINS trans., 340-220-0-220-340v, 220mA, 4v, 6.5A, 4v, 3A, 4v, 1.5A, 2v, 1.5A, 4v, 6.5A Pri. 0-205-225-245v, 30/- post paid.

MAINS trans., 250-0-250v, 120mA, 6.3v, 2.5A, 6.3v, 0.6A, Pri. 0-110-125-150-205-225-245, 16/6 post paid.

C.T.V.I.P's 34Mc/s, 2nd, 3rd, 4th, vision, cans 13/16x13/16x2 1/2, slug tuned, set of three 5/6 post paid.

RADIO CLEARANCE, LTD., 27, Tottenham Court Rd., London, W.1. Tel. Museum 9188

MAGSLIPS at low prices, fully guaranteed, 3 in Resolver No. 5 (AP 10861), 50v, 50c/s, unused, each in tin, 35/-, pos. 2/1; large stocks of these and other types—P. B. Crawshaw, 94, Pixmore Way, Letchworth, Herts. Tel. 1851.

WANTED, EXCHANGE, ETC.

WANTED, Marconi TF 144 oscillator, also V.H.F.—G. D. O., Box 2345. [6068]

WANTED, receivers A.P.R.4, also T.N.16, 17, 18, 19, etc. and any radio test gear. **LESLIE DIXON & Co., 214, Queenstown Rd., Battersea, S.W.8. Macculay 2159. [0176]**

LEESONA 104 electrical coil winding machine wanted; write, stating age, condition and price, etc.—Box 2268. [6077]

WANTED, valves, TV tubes, televisions, radios, radiograms, tape recorders, Stan Willitts 45, Spon Lane, West Bromwich, Staffs. Tel. 2392. [5847]

WANTED, HRO coils, Rx's, etc., A.R.88s, BS348s, S27s, etc.—Details to R.T. & I Service, 254, Grove Green Rd., London, E.11, Ley. 4986. [0163]

WANTED, B.C.610 Hallicrafters, E.T.4356 transmitters and spare parts for same; best prices—E.C.A. Radio, Beaver Lane, Hammersmith, W.6. [0079]

URGENTLY wanted, manuals or instruction books, data, etc. on American or British Army, Navy or Air Force radio and electrical equipment.—Harris, 93, Wardour St., W.1, Gerrard 2504. [5877]

AMMETER and Voltmeter Selector Switches, 4-5- or 6-way Rotary Switches, 5amp, 230v; quantities of the above required by electrical manufacturer; reply stating price and full details.—Box 2046. [6045]

WANTED, good quality communication RYS tape recorders, test equipment, domestic radios, record players, amplifiers, valves, components, etc., estb. 18 years.—Call, send or phone Ger. 4638 Miller's Radio, 38a, Newport Court, Leicester Sq., W.C.2. [6059]

WANTED, signal generators types TP144G, TF517F, TP762A, frequency meters type BC221, TS174, TS175, also receivers types R1359 and R1294.—Send price and details to Hatfield Instruments, Ltd. 175, Uxbridge Rd., Hanwell, W.7. Tel. Ealing 0779/9857. [0037]

ALL U.S.A. V.H.F. test and communication equipment; TS174, TS175, TS47, B.C.221 freq. meters; receivers 1294, 1359; Hallicrafters S.27, S27CA, U.S.A.; APR4 and tuning units TN16, 17, 18 and 19, RCA AR88D-LF, Hallicrafters SX22; valves 707A-707B, 2K28, 2K39, 2K33, 2K41; highest offers given by return.—Ger. 8410 and 4447. Universal Electronics, 22, Lisle St., Leicester Sq., London, W.C.2. [0229]

VALVES WANTED

ALL types of valves British or American, transmitting and receiving; keenest cash prices paid. What have you to offer?—Write or call Lowe Bros., 9a, Diana Place, Euston Rd., N.W.1. [4485]

POTENTIOMETERS

The word 'Reliance' is synonymous with the best potentiometer design and practice, it also signifies a most comprehensive range embracing wire-wound and composition types, Single, Ganged and Tandem Units. Characteristics include linear, log, semi-log and non-inductive, etc. Full details on request.




RELIANCE

RELIANCE MFG., CO. (SOUTHWARK), LTD.,
SUTHERLAND ROAD, HIGHAM HILL, WALTHAMSTOW, E 17
Telephone: Larkwood 3245

Fidelia

**HAND BUILT
QUALITY
UNITS**



**MAJOR
10-VALVE
RADIOGRAM
CHASSIS £34/0/0**

The Fidelia range of real high fidelity equipment includes three models giving VHF/FM reception as well as the normal wavebands and superb gramophone reproduction. All our equipment is designed and built throughout by ourselves and constructed entirely of British made components. Brief details of the three AM/FM models are:—
Fidelia Major AM/FM, 12 valves, separate amplifier, independent bass and treble controls, etc. £44/-
Fidelia de Luxe AM/FM, 11 valves, 7 watt triode push-pull output, Q/R tuning indicator, etc. £33/12/-
Fidelia standard AM/FM, 9 valves, 5 watt triode output with all Fidelia features, £30/-
Fidelia F.M. Tuner Unit, £14/3/-
SPECIAL NOTE: AC/DC versions of all Fidelia models can be built for those unfortunately having a D.C. mains supply.

Full details of these and other models willingly on request.



**ELECTRO
Acoustic
DEVELOPMENTS**
2 AMHURST ROAD,
TELECOMBE CLIFFS,
Nr. Brighton,
SUSSEX
Tel.: Peacehaven 3158

GALPIN'S

ELECTRICAL STORES

408, HIGH STREET, LEWISHAM, S.E.13.
Tel.: Lee Green 0309. Nr. Lewisham Hospital.
TERMS: CASH WITH ORDER
(No C.O.D.)

All Goods sent on 7 days' approval against cash

Notice: Owing to increases in Freight and Copper Wire prices we have no alternative but to increase our prices accordingly; all prices quoted are carriage paid unless otherwise stated.

MAINS TRANSFORMERS. Input: 200/230 Volts OUTPUT 0/9/18 Volts at 3/4 amps., 25/- each; another output 12 1/2/0/12 1/2 volts 2 amps., 25/- each; another suitable for soil heating, garage lighting, etc., 0/4/7 1/2 volts, 20/25 amps., 52/6 each; another 4 volts 20 amps. twice, 35/- each.

EX-GOVT. ROTARY CONVERTORS 24 volts D.C. Input 50 volts 50 cycles, 1 phase at 450 watts. OUTPUT (complete with Step Up Transformer) from 50 volts to 230 volts, £13/10/- each or CONVERTOR only £9/10/- each.

EX-NAVAL ROTARY CONVERTORS 110 volts D.C. Input. Output 230 volts 50 cycles 1 phase 250 watts capable of 50 per cent. overload, in good condition, guaranteed weight approx. 110 lb. £13/10/- each.

MAINS TRANSFORMERS all 200/250 volts primaries (New) Heavy duty Output combination of 0/6/12/18/24/30/36 volts 4/5 amps., 38/6 each. Ditto 6/8 amps. 51/6 each. Ditto 15 amps. Output 75/- each. Another with combination of 0/6/12/18/24 volts 6/8 amps., 51/6 each. Ditto 10/12 amps., 58/6 each. Ditto 25/30 amps. Output 85/- each.

MEDIUM SPOT WELDER TRANSFORMERS. Input 200/250 volts, OUTPUT combination of 0/12/4/6/8/10/12 volts at 50/70 amps. £5/7/6 each. Ditto 120/150 amps. Output. £7/10/- each.

PRE-PAYMENT 1/- SLOT METERS 200/250 volts A.C. 10 amp. size only, 100 per cent. overload set at 2d. per unit (guaranteed 12 months), £3/17/6 each. Ditto credit type 10 amps. only, 25/- each.

RECTIFIERS FOR CHARGERS 6 or 12 volts Output 2 amps. 9/6 each, 4 amps., 22/6 each, 6 amps., 36/- each. **MAINS TRANSFORMERS** to suit, 25/-, 30/- and 46/6 each respectively.

EX-CANADIAN EX-GOVT. ROTARY TRANSFORMERS for No. 19 receiver. Input 12 volts D.C. OUTPUTS 275 volts 110 M/amps. also another output of 500 volts 50 M/amps.; completely smoothed, 30/- each.

AUTO WOUND Voltage changer TRANSFORMERS. Tapped 0/110/200/230/250 volts 200 watts, 48/6 each; 350 watts, 57/6 each; 500 watts, 76/6 each; 1,000 watts, £6/5/- each; 1,500 watts, £8/5/- each; 3,000 watts, £17/10/-.

EX-R.A.F. ROTARY TRANSFORMERS. Input 24/28 volts D.C. OUTPUT, 1,200 volts 70 M/amps. 1/2 hour rating, 10/- each. Ditto 18/24 volts D.C. Input 450 volts 50 M/amps. Output constant, 25/- each. These latter ones can be used as motors off A.C. mains with a little alteration.

LARGE RECTIFIERS output 50 volts 1 amp. with an input of 70/75 volts A.C. 10/- each. **EX-R.A.F. MORSE TAPPING KEYS,** 5/- each. **SINGLE EARPHONE** with carbon microphone 40 ohms, 8/6 each.

ROTARY CONVERTORS. Input 24 volts D.C. Output 50 or 100 volts A.C. 500 cycles 1 phase at 300 watts, £8/10/- each.

DESK-TYPE TELEPHONES for office intercom, with numbered dials, 55/- each. Moving coil **VOLTMETERS** Switchboard type, 6 inch scale 0 to 200 volts, 25/- each. Ditto 0 to 100 volts. 25/- each.

EX-GOVT. E.H.T. TRANSFORMERS. Large type. Two transformers in one case in Oil Input 230 volts OUTPUTS 4 or 5.5. K.V. at 30 M/amps., 6.3 volts 2 amps., 4 volts 3 amps., 2 volts 2 amps. These transformers can be used separately out of the case, size dismantled approx. 3 1/2 in. x 3 in. x 3 in. and 5 1/2 in. x 5 in. x 4 1/2 in., £4/5/- each.

Any **TRANSFORMERS** made to order within 7 days from date of order. Please ask for quote. Numerous other items in stock. Please ask for quotation.

EXTENSION P.M. SPEAKERS. 8in. 3 ohm speech coil. Guaranteed, 10/9 each.

MAINS TRANSFORMERS 110/250 volt input, 300/0/300 volt 70/80 M/A, 12 volt 1A, 4 volt 2A. Useful for Wireless, Model Trains, Chargers, etc., or as an 80 watt Auto-Transformer 110/250 volts. 10/9 each. Guaranteed.

Clients in Eire & Northern Ireland, please ask for quotation as to carriage charges. The above charges only apply to England.

CABINETS
LEWIS RADIO have the best selection and finest finish.—See page 144. [0224]

REPAIRS AND SERVICE
MAINS transformers rewound, new transformers to any specification.
MOTOR rewinds and complete overhauls; first-class workmanship; fully guaranteed.
F.M. ELECTRIC Co., Ltd. Potters' Bldgs., Wamer Gate, Nottingham. Est. 1917. Tel. 47898. [0113]

LOUDSPEAKERS repaired promptly.—Model Loudspeaker Service, Bullingdon Rd., Oxford. [5963]

SERVICE Sheets, radio, TV, 1934-1956, for hire, no lists s.a.e. reply.—O.D.B., 25, Ramshead Approach, Leeds, 14. [6089]

MAINS transformers, E.H.T.s, chokes, field coils, etc., promptly and efficiently re-wound or manufactured to any specification.
LADBROKE REWIND SERVICE, Ltd., 820a, Harrow Rd., London, N.W.10. [0222]

TRANSFORMER rewind service mains, E.H.T. transformers and chokes, prompt delivery, range of replacement types ex-stock or manufactured to your specification.
METROPOLITAN RADIO SERVICE Co., 75, Kilburn Lane, London, W.10. Ladbroke 2296. [0200]

D. C. BOULTON for repairs to any loudspeaker, specialists on heavy and P.A. types; cone assemblies, field coils, repair accessories, pressure units, microphones; transformers rewound and to specification; motor rewinds.—Lumby St., Manchester Rd., Bradford. Tel. 22838. [0171]

PAINTS, CELLULOSE, ETC.
PAINT spraying handbook 3/6 post free, cellulose and synthetic paints and all spraying requisites supplied; catalogues free.—Leonard Brooks, Ltd., 53, Harold Wood, Romford. [0207]

WORK WANTED
ELECTRONICS manufacturer, Watford district, has facilities available for light assembly work.—Write Box 1798. [6002]

TOROIDAL layer R.F. winding; polythene moulding; metal work and machining; prototype design and manufacture; A.I.D. approved capacity available.—Bel Sound Products Co., Marlborough Yard, Archway, London, N.19. Arc. 5078. [0187]

CAPACITY AVAILABLE for the following categories:
PLASTICS Injection Moulding (3 oz).
ALUMINIUM Die-Casting.
LIGHT Engineering.
ELECTRONIC & Electrical Assembly Location Wiltshire.—Box 0077. [0114]

CAPACITY available for press tools and plastics moulds.—Box 2311. [6081]

CAPACITY exists for prototype models of electronic and mechanical equipment; highest quality work, prompt delivery.—Walker Bros., Box 1755. [5985]

MISCELLANEOUS
BAND III Converters £4/12/6 trade, guar. 2 years.—G. A. Strange, N. Wrexall, Br. Chippenham, Wilts. [5777]

TAPE to disc, LP 22/-, 78 11/-; s.a.e. leaflet.—Marsh, Little Place, Moss Delph Lane, Aughton, Ormskirk, Lancs. [5705]

TRANSLATIONS; prompt service by experts; any language; any subject.—Tran-Cell Services, Ltd., 2, Surrey St., Worthing, Sussex. [5929]

METALWORK, all types cabinets, chassis, racks, etc., to your own specification; capacity available for small milling and capstan work up to 1in bar.
PHILPOT'S METAL WORKS, Ltd. (G4B1)—Chapman St., Loughborough. [0208]

YOUR own tape recording transferred to disc 78s or L.P.s. Write, call or 'phone Queensway Private Recording Studios, 123, Queensway, W.2. Tel. Bay. 4992. Studio Recordings. [6023]

130A—M.E.A. pattern radiometal nickel alloy laminations for sale under list price, 750lb at 12/6 per lb.—The Electroproducts Co., 230-254, Brand St., Glasgow, S.W.1. [6053]

TAPE/DISC for connoisseurs, use Britain's oldest full-time transfer service; 40 min. L.P. 5gms; special prof. qual. tape, 25/- and 21/-.—Sound News Productions, 59, Bryanston St., W.1. Amb. 0091. [6034]

TAPE to disc recording, 48-hr. service; L.P. (30 min.) 22/-, 78's 11/-; s.a.e. leaflet.—Comprehensive Recording Service, A. D. Marsh, Little Place, Moss Delph Lane, Aughton, Ormskirk, Lancs. Aug. 3102. [5980]

BUILD your own TV and learn about its operation, maintenance and servicing, qualified engineer/author available whilst you are learning and building.—Free brochure from E.M.I. Institutes, Dept. W58, London, W.4. (Associated with H.M.V.) [0180]

SPER-TONIC Sun Ray Lamps, Ultra Violet Infra-Red combined. Superb Therapeutic quality, controlled output, automatic exposure. All mains, listed £7/10—Our price 80/- S.a.e. for illustrated brochure, Dept. 22, Scientific Products, Cleveleys, Lancs. [5770A]

BAKERS

'Selhurst'

RADIO


THE CONNOISSEUR'S CHOICE

15" C.S. 15W
AUDITORIUM
Mk.I £15. 15. 0
Mk.II £18. 0. 0



The Auditorium has an extremely level response from 20 cycles to well above 5,000 cycles and is to be preferred for true BASS reproduction in multi-speaker systems.

Write for full details of our range of High Fidelity equipment, which includes GOODSELL "Golden Range," Williamson & Ultralinear Amplifiers, Tone Controls, AM/FM Tuners, Tape equipment, the world-renowned ORTOFON dynamic Pick-Up, with diamond or sapphire styli; and the WOOLLETT Transcription Gramophone Turntable.



THE WILLIAMSON AMPLIFIER
WITH P.F.A. TONE CONTROL
£56

The ultimate for sound reproduction

Mail orders only pending the opening of our new showrooms.

Trade and Export enquiries invited.

JOHN LIONNET & CO.
DEPT. W, 62-63 Queen Street, London, E.C.4
Tel: City 7167

"AUTOMAT"

THE 100% RELIABLE CHARGER

As supplied to the Ministries, Airlines, etc. Rectifier stacks, best makes, with or without Transformer, 1 Watt to 1 Kw. Complete Power Units to order.



CAR HOME CHARGER 2 AMP.

This new, robust, utterly reliable 6 v./12 v. 2 amp. charger with funnel cooled selenium rectifier, for A.C. 215/240 v., wt. 7lb., ammeter model 57/6, p.p. 2/-, glowing indicator model 52/-, Ditto but 3 amp., add 12/- to above. Truck charger 6 v./12 v. 5 amp., 26/10/-.

FOOLPROOF CHARGER KITS. Reliable and long lasting as sold 13 years thru' W.W.—New No. 2 kit 12 v. 2 amp. rectifier, 50 watt impregnated trans., ballast bulb for 6 v./12 v. charger, 29/6, p.p. 2/-. Handsome steel case, 10/- extra. Ditto but ammeter model, add 11/-. No. 1 kit, 12 v. 3 a. Westlake rectifier, 65 watt trans., ballast/indicator bulb for 2 v., 6 v., 12 v. charger, 42/-. p.p. 2/-, special case louvered, punched, enam. grey, 12/6. No. 1A kit, 3 a., rect, 65 watt trans., ballast res., ammeter, for 2 v., 6 v., 12 v., 3 a., 51/-, case 12/6 extra, p.p. 2/-.
SELENIUM RECTIFIERS. New stock, best makes, 40 mA. to 10 amp. 2 v. to 110 v.—Examples, 12 v. 2 a. h. wave, 7/-, 1 v. 9/-, 12/14 v. 3 a. to 3.4 a., 15/-, p.p. 8d. 12 v., 5 v. 24 v. 1 a., large finned 6 amp., 29/-, 24 v. 0.3 a., 9/-, 24 v. 1 a., 13/6, 24 v. 1.5 a., 15/6, 24 v. 5 a., 42/-, 6 a., 55/-, 50 v., 1 a., 25/-, 2 a., 28/-, p.p. 1/-, H.T. Rects., selenium, E.M. 3, 3/4, 250 v. 6 mA. Wescott, 6/-, 200-0-200 80 mA., 14/-, 250 v. 100 mA. bridge, 14/-, 140 v. 25 mA. h.w., 5/-, p.p. 7d. 24 v. 2 amp., 19/-, 24 v., 0.5 a., 11/6.

CHAMPION PRODUCTS

43 UPLANDS WAY, LONDON, N.21

*Phone: LAB 4457

ENGRAVING

Electronic Equipment, Scales, Indicators, etc. Send or phone your requirements.

A.G. ENGRAVING
 292 EARLSFIELD ROAD, S.W.13
 Phone: BA7tersea 9897

Good Investments

Chart Recorders. By leading British makers. Wall mounting in black enamelled case. 230 volt A.C. synchronous motor, chart speed to specification. Tested and guaranteed. Variacs. Few only. Type CMH. 0-270 volts.

Wavemeters. Type 1191, new surplus stock in original transit cases, complete with Crystal and Charts, also set of spare valves. T.E.149 Wavemeter with Crystal, charts, valves and instruction booklet. New in transit case. 200 kc/s. to 30 Mc/s., accuracy 0.005%.

Precision Temperature Control Ovens, for quartz crystals. 230 v./150 c/s. Give stability with suitable crystals of better than 2 parts in a million. Fitted thermostat and thermometer, temp. adjustable 40/60 degrees C. As new and guaranteed. 29/10/-.

Rotary Converters D.C./A.C. 24 volts D.C. to 230 v. A.C. 100 watts, 95/- or in metal cabinet fitted Voltmeter regulator, on-off Switches and fuses, 28/10/-, 110 v. D.C. to 230 v. A.C. 200 watts, 12/10/-, Starter, 45/-, Carriage and Packing extra at cost.

Motor Alternators 28 volts D.C. input 115 volts 750 V.A. 3 ph. 400 cycles 24 volts 250 V.A. 400 cycles. Single Phase output. 24 volts D.C. input 115 volt 115 V.A. 400 cycles output. Write for special leaflet.

Leslie Dixon & Co.

Dept. A, 214 Queenstown Road, London, S.W.8

Telephone: MACaulay 2159

MISCELLANEOUS

COIL Winding Machine. Neville's. Type Montreal. Only had very little use. Perfect condition including electrical equipment and reel stand. Open to reasonable offer.—The Medical Supply Association, Ltd., 53, Park Royal Rd., N.W.10. Elgar 4011. [0197

ITA aerial assemblies for Channel 8 or 9 consisting of director two driven elements moulded insulator and mounting bracket; these aerials are of American manufacture and represent amazing value; our price 10/- plus 2/6 postage and packing, special trade prices, high grade, low loss, coaxial cable 1/- per yard, postage and packing 1/6 per 12 yards extra. **WALTONS** Wireless Stores, 48, Stafford St., Wolverhampton. [0145

NOTICES

BOURNEMOUTH EDUCATION COMMITTEE.

BOURNEMOUTH Municipal College of Technology and Commerce.
PRINCIPAL: M. L. Yates, M.A. (Com.), M.Sc.Tech. Ph.D., M.I.Mech.E.
ELECTRONIC Engineering.

The requirements of the Electronic Engineer are covered by the London University External B.Sc. (Engineering) Course. Three- and four-year courses of study for this examination are provided at the College. There are 12 vacancies for the September, 1956, entry. Early application is desirable.—Full details and conditions of entry may be obtained from the Principal. [6058

COUNTY BOROUGH OF BOLTON—Education Department.

BOLTON Technical College.
FULL-TIME Course in Electronic Engineering. A THREE-YEAR full-time course in Electronic Engineering is now available. Candidates should be in the age range of 16 to 18, and have taken, or be taking, General Certificate courses at the Ordinary level in Mathematics or Physics, or equivalent courses in technical institutions. Entry to the second year is open to candidates of O.N.C. or G.C.E. Advanced level standard.

THIS rapidly developing industry offers new and attractive openings to qualified men. APPLICATION forms and particulars may be obtained from the Principal, Bolton Technical College, Manchester Road, Bolton. Early application for the course, which commences in September, is desirable.

W. T. SELLEY,
 Chief Education Officer,
 Education Offices,
 Nelson Square, Bolton. [6039

BRITISH SOUND RECORDING ASSOCIATION. Details of membership, open to the professional sound recording engineer and all others interested in recording high quality reproduction and other branches of audio engineering, together with details of the London lecture programme and the Manchester, Portsmouth and Cardiff Centres may be obtained from the Hon. Membership Secretary, H. J. Houlgate, A.M.I.E.E., 12 Strongbow Rd., Eltham, S.E.9. [0051

SITUATIONS VACANT SOUTH AUSTRALIA.

SOUTH AUSTRALIAN School of Mines & Industries, Adelaide.
 APPLICATIONS are invited for the following position in the Electrical Communications Department of the South Australian School of Mines & Industries:—

LECTURER.
 SALARY range: £1,350/£1,550 Australian per annum according to qualifications.
 DUTIES include conducting classes in electrical communication engineering at B.Sc. standard and assisting in the development of laboratory courses.

APPLICANTS should hold a University degree or equivalent qualification and preferably have had some experience with television equipment. PASSAGES to Australia will be paid and housing guaranteed.

SUPERANNUATION and sick leave benefits apply.
 APPLICATIONS and requests for information should be addressed to:—
 AGENT General & Trade Commissioner, South Australia House, Marble Arch, W.1. [6049

ELECTRONICS ENGINEER.

APPLICATIONS are invited from well-qualified engineers experienced in low-power pulse work for an interesting new application of this technique by a well-established company operating in Middlesex; previous design experience of counting circuits, digital computers or television is essential; the position offers excellent prospects to the right man in an expanding organisation and under pleasant conditions.—Applications which will be treated in the strictest confidence should contain full details of experience and qualifications. to Box 2353. [6084

TRANSFORMER Development and Design.

GOOD practical man required, experienced in small commercial radio and T/V types; paper qualifications not essential. This is a permanent and progressive opening.—Please reply in writing to:
READING WINDINGS, Ltd., 169, Basingstoke Rd., Reading, Berks. [6050

CHIEF engineer, T.V. broadcast, requires change, wide industrial and broadcast experience, top engineering level, highest engineering and management qualifications.—Box 1918. [0265

BETTER BARGAINS

RXS.112/114 (TR1987), with 3/EF91, 2/EL91, 5 gang tuner, new, 37/6. Less valves, 7/6. B89 Rxs. 1-560 kc/s. new; with valves, mains driven, 27/10/- (carr. 10/-).
MOTORS: Gram., 280 v. Induction, 78 r.p.m. with governor (Garrard), 30/- (post 2/6); SYNOB. 230 v. geared to 1 r.p.m. metal, new, 29/6; 8v. motor, 100 v. 3,000 r.p.m. 10V4, 10/-; SPEAKERS 12in. Goodmans new, 28/10/-; INDICATORS, type 6L, new, 45/- (carr. 7/6). PF51/APQ9. New, with 4/5R4Y. 2/4 mid. 1kV. and 2/1 mid., 1 5kV. Oil-filled cond., etc., 50/- (carr. 7/6).
 Switches, wafer, 12, 6 W. 5 bank, 7/6. TRANSFORMERS, new, Primary 230 v. 50 c. Sec., 66, 69, 72, 155, 165, 175 v. H.W. 0.5 A. (additive to 221-247 v.). 15/- (carr. 2/9). U.S.A. BOXES, diecast alum., black crackle, with relay 5 mA. 10 v. 1920Ω, switches, etc. 10 x 6 x 3in., 15/- (post 2/9). SUPPRESSORS, radio interference, ex-A.M., 5/6 (post 2/4). VIBRAPACKS, U.S.A. Jefferson-Travens, 12 v. 16/8. Mallory, 18/6 (post 2/6 each). RESISTORS, Hi-stab., close tol., pref. values, 10/- doz. VITREOUS, 12Ω to 100K, 3-20 w., 10/- doz.; 15Ω 100 w., 150Ω 2b w., 10 k, 120 w., 15 k, 56 w., 1/6 each. BRAND NEW UNITS. TYPES R.F. 28 or 27, 27/6 (postage 2/6); RF24, RF25, soiled, 10/6. I.F. AMPLIFIER 176, 16 Mc/s. with valves, 15/6 (postage 2/3). AERIAL RELAYS (co-axial) 6/0 12/24 v., 7/6. DYNAMOTORS, D.C., 6 v. input, 250 v. 80 mA. output, 10/6. Filters for these, 2/6. EDDY-STONE 12 v. to 190 v. 75 mA., cased, 15/- (post 3/-). 11 v. to 300 v. 200 mA., cased, 13/6 (carr. 8/6). CLOCKWORK Condensers, 2 impulses per sec., 8/6. U.S.A. type, small, 9/6. R1385, new improved type, 37/6 (carr. 7/6). R1382A, 100/150 Mc/s., 13 valves, used, good condition (damaged meters), 24 (carr. 10/-). THEROAT MICS., U.S.A., new, 2/6. BENDIX RA-10, 4 wavebands, 8 valves, New, 23/10/-, (carr. 10/-). METAL RECTIFIERS: 600 v. 30 mA., 6/-; 500 v. 500 mA., 10/6. 1,000 v. 30 mA., 7/6. R1385 1F strips only, complete, new, with valves, 25/-; less valves, 12/6 (post 2/6). POWER UNIT 301. Input 200/260 v. A.C. Outputs, 250 v. 80 mA., D.C. 6.3 v. 3 a. A.C. and 24 v. 1 a. D.C. New, 40/- (post 2/9). Auto-transformers, 110/220 v., 450 w., brand new, 90/-; XTALS. Octal, 6.2 Mc/s. and 8 Mc/s., each 5/-. Toggle switches, new, metal DPST 2/-, Water Switches, 1 pole 11 way, 2 bank, 3/6; 6 p., 2 w., 4 b.; 2 p., 3 w., 2 b.; 1 p., 6 w., 5 b.; 2/6; 4 p., 2 w., 1 b., 1/3. CHOKES. L.F. 10 H. 120 mA., screened, 7/6; 10 H. 200 mA., 8/6; 5 H. 200 mA., 5/6. Eddytone Receivers, P40, 30/6; Power Pack 30/- (post each 3/-).
 308 CLOSED FIRST WEEK AUGUST.
 List and enquiries, S.A.E. please! Terms: C.W.O. Postage extra. Immediate despatch.
 Callers and Post, W. A. BENSON (WV), 3/8 Rathbone Road, Liverpool, 13. STO 1804. Callers, SUPERADO (W'chapel) LTD., 116 Whitechapel, Liverpool 1. ROY 1130

CABLE CHEAPER IN SMALL COILS

All coils 20-49 yds. in length, unless requested shorter. All prices per 100yd. lot, less supplied add 5%. Full 100 yd. coils are available add 5% to any price. 3/0/29. 7/0/29

TWIN FLAT	1/044	3/029	W/E	W/E
Plastic	51/-	70/-	88/6	153/6
Rubber	54/8	71/-	88/6	150/-

FLUORESCENTS Comp. with choke and starter less tube
 Batten's 5ft. square shape, 47/6. Hexagon, 49/6.
 4ft. square shape, 37/6. Hexagon, 39/6.
 Condensers extra. 5ft. 9/6; 4ft. 6/6. Send for full info, and control gear and cable lists. Part carriage on small orders please.
BRIDISCO (W), 591 GREEN LANES, LONDON, N.8.

"DIPLOMA" HEADPHONES



Lightweight High Resistance (4,000 ohms). Complete with cord.

17/6
 Ideal for CRYSTAL SETS
 The 'TYANA' Standard Soldering Iron



- Adjustable Bit.
- Weight approx. 4 oz.
- Heating Time 3 min.
- 40 Watt economy Consumption.
- Standard Voltage Ranges.

16/9
 Replacement Elements and Bits always available.

KENROY LTD
 152/297 UPPER ST., ISLINGTON, LONDON, N.1
 Telephone: CANonbury 4905-4663

EVERYTHING FOR THE SERIOUS CONSTRUCTOR

TRANSFORMERS OF EVERY DESCRIPTION. CHASSIS. SWITCHES TO SPECIFICATIONS

MAINS TRANSFORMER OFFER

Universal mounting. Standard Primary. Output: 250-0-250 volts at 60 m/A. 6.3 volts at 6 amps. 6.3 volts at 2 amps.

Offered at the special price of **15/-** (Add 2/- p/p).

STEEL METER CASES WITH ALUMINIUM PANEL SLOPING FRONT

4in. x 4in. x 4in.	8/6
5in. x 5in. x 8in.	13/6
6in. x 6in. x 12in.	22/6

SMALL STEEL TEST METER CASES WITH ALUMINIUM PANEL

4in. x 4in. x 2 1/2in.	6/-
6in. x 4in. x 3in.	8/-
8in. x 6in. x 3in.	10/-
10in. x 6in. x 2 1/2in.	12/-

STANDARD STEEL CASES WITH ALUMINIUM PANEL

10in. x 7in. x 7in.	22/6	16in. x 9in. x 8in.	45/-
12in. x 7in. x 7in.	28/-	16in. x 11in. x 8in.	51/6
14in. x 7in. x 7in.	32/6	19in. x 11in. x 10in.	58/-
14in. x 9in. x 8in.	41/6		

18 S.W.G. ALUMINIUM CHASSIS

8in. x 6in. x 2 1/2in.	7/6	14in. x 5in. x 2 1/2in.	9/6
10in. x 6in. x 2 1/2in.	8/3	14in. x 8in. x 2 1/2in.	10/6
12in. x 6in. x 2 1/2in.	8/6	14in. x 10in. x 2 1/2in.	11/-
12in. x 8in. x 2 1/2in.	9/6	17in. x 10in. x 2 1/2in.	12/6

18 S.W.G. STEEL CHASSIS

14in. x 8in. x 2 1/2in.	9/8	17in. x 10in. x 2in.	11/3
14in. x 10in. x 2 1/2in.	10/3	17in. x 10in. x 3in.	12/6

FULLY DRILLED CHASSIS FOR WILLIAMSON AMPLIFIER

27/6

G.E.C. OSRAM 912 AMPLIFIER DRILLED CHASSIS

21/-

G.E.C. OSRAM 912 FRONT PANEL

14/6

"PANEL" CRACKLE PAINT, BLACK, per tin

3/-

CROSS-OVER INDUCTANCES

Special offer—4 m/H Pot Core, Litz wound Cross-Over Inductances. Made by well-known manufacturer.

Offered at the special price of **15/-** Per pair (Add 1/- p/p).

0-30 M.A. METER	7/6
813 VALVE BASES (New)	10/-
40 H. 50 m.A. WODEN CHOKES	12/6
2K COLVERN 15-WATT PRECISION POTENTIOMETERS	8/6
FEN46. New and Boxed	8/6
HVR2A. New and Boxed	8/6

LORENTZ TWEETERS

Amazingly efficient moving-coil unit which is extremely easy to add to existing speaker systems.

Offered at the special price of **39/6**

STOCKISTS FOR LEADING MAKES OF

Recording Tape - Microphones - Valves - Components of all types - Gramo Motors, Hi-Fi and Test Equipment, etc.

Well-organised mail-order and export service available to all parts of the world.

- Packing & Postage extra.
- Shop Hours—9 a.m. to 6 p.m. (1 p.m. Thursdays).
- Few minutes from Marble Arch.

TELE-RADIO (1943) LTD.,
189, EDGWARE RD. W.2
 (Our only Address)
 Phone: PADDINGTON 4455-6

SITUATIONS VACANT LONDON COUNTY COUNCIL.

NORWOOD TECHNICAL COLLEGE, September: two Research Assistants (a) Chemistry or Biology; (b) Telecommunications or Physics; should hold suitable degree or equivalent qualifications; must undertake small amount of instructional work; the appointments are for two or exceptionally three years, with an allowance of £350 per annum (at present under review); application forms from Principal at College, Knight's Hill, S.E.27, returnable as soon as possible. (1119) [6095]

WIRELESS operator mechanics required by

FALKLAND ISLANDS Dependencies Survey for service at isolated British bases in Antarctic. Must be able transmit and receive morse at 20 words a minute (plain language or code) and be capable elementary maintenance wireless transmitting and receiving equipment. Salary according age in scale £330 rising to £420 a year with all found, including clothing and canteen stores. Keen young men between 20 and 30 required, preferably single, of good education and high physical standard with genuine interest in polar research and travel, willing to spend 30 months under conditions testing character and resource.—Write to the Crown Agents, 4, Millbank, London, S.W.1. State age, name in block letters, full qualifications and experience, and quote M2C/41540/W.F. [6071]

APPLICATIONS are invited for pensionable posts as

EXAMINERS in the PATENT OFFICE TO undertake the official scientific technical and legal work in connection with Patent Applications. There is a small number of similar posts in the Ministry of Supply. Recruitment is by competitive interview; the Selection Board will sit at frequent intervals. CANDIDATES must be between 21 and 28 years of age during 1956 (up to 31 for permanent members of the Experimental Officer Class) and have first- or second-class honours degree in physics, chemistry, mechanical or electrical engineering, or mathematics. Candidates taking their degrees in 1956 may apply before the result of their degree examination is known.

EMOLUMENTS in London, including Extra Duty Allowance for 45 1/2-hour week on the scale £582 to £1,414 (men). Starting salary assessed according to periods of National Service and post-graduate experience, rising after 2 years' service to £751 (men) at age 24 or over. After 5 years' Patent Office service (3 or 4 years in exceptional cases) advance in scale to £1,098 (men). Good prospects of promotion to Senior Examiner £1,414 to £1,800 (men) with later opportunities of promotion to Principal Examiner and to some still higher posts. Women's salaries above £582 somewhat lower than men's but subject to annual upward adjustment under Equal Pay Scheme. Pay and conditions of service are under review. APPLICATION forms and further information from the Civil Service Commission, Scientific Branch, 30, Old Burlington Street, London, W.1, quoting number S 128/56. [6052]

WIRELESS Station Superintendent required for the

POSTS and Telecommunications Department, Gold-Coast Local Civil Service, for two lots of 12 to 24 months in the first instance. Consolidated salary scale £990 rising to £1,230 a year. Gratuity at the rate of £100/£150 a year. Outfit allowance £60. Liberal leave on full salary. Free passages. Candidates should preferably have served an apprenticeship in electrical or radio engineering and have had five years' subsequent experience in the manufacture, installation or maintenance of radio equipment. Candidates also eligible for consideration with at least eight years' engineering experience including a minimum of five years spent on above duties. Experience in two or more of following fields desirable: V.H.F. mobile and fixed link systems; H.F. communication system; frequency shift keying and teleprinter maintenance; V.H.F. and H.F. Cathode-ray direction finding; manufacture of light engineering projects; diesel engine generation; C. & G. Final Cert. in Telecommunications (Radio) an advantage.—Write to Crown Agents, 4, Millbank, London, S.W.1. State age, name in block letters, full qualifications and experience, and quote M2O/29100/WF. [6091]

SCUNTHORPE HOSPITAL MANAGEMENT COMMITTEE.

LINCOLNSHIRE Radiotherapy Centre (50 beds).

PHYSICS Laboratory Technician. Duties connected with application of physics to medical problems, maintenance and service of electrical equipment including high voltage X-ray sets and electronic equipment used in radio-active isotope work. Educational qualifications Inter B.Sc., ONC (Elec. Eng.) or equivalent, but practical experience considered in lieu of other qualifications. Salary scale £485 x £15 (5) x £25 to £555, hours 35 weekly, holidays 4 weeks.—Application forms from Group Secretary, War Memorial Hospital, Scunthorpe. [6051]

METROPOLITAN Ear, Nose and Throat Hospital at St. Mary Abbots Hospital,

Marloes Rd., Kensington, W.8. HEARING aid technician required. National salary scales and conditions. APPLICATIONS, giving full particulars, to Hospital Secretary (WW66) immediately. [6063]

Armstrong

Three-in-one AM/FM RADIOGRAM CHASSIS



MODEL AF 105—£37

AM and FM Tuners and High Fidelity Amplifier on one compact chassis

- FM, Long, Medium and two Short Wavebands
- Sensitivity on FM better than 10 microvolts with freedom from drift
- Exceptional Selectivity for Continental reception on the AM bands
- 10 watt push-pull amplifier
- Distortion: Less than 0.5% at 8 watts
- Frequency Range: 15-35,000 c.p.s. ± 1 dB
- Independent and continuously variable Bass and Treble Controls with Visual setting indicators



MODEL FC 48—£25.2.0.

For those who do not require the FM band but wish to maintain the quality of gramophone reproduction and AM reception, the FC48 can be recommended. It has substantially the same Amplifier and AM circuit specification as the 105.

The MISSING LINK—PABO-1 TAPE PRE-AMP AND ERASE UNIT with built-in Recording Level Indicator and Monitoring facilities.

PABO-1 provides the essential link up to the Tape Deck when used with a high fidelity Amplifier.

We shall be glad to give you a demonstration of these and other models in our range at our Walthers Road showrooms (open 9-6 p.m. Weekdays and Saturday). If you are unable to visit us please write for descriptive literature mentioning WIRELESS WORLD. HIRE PURCHASE facilities are available. GUARANTEE: All our models are sold under full and unconditional money back guarantee of satisfaction. FREE TRIAL IN YOUR OWN HOME. Your money will be returned if for any reason you are not satisfied after 7 days' trial.

ARMSTRONG WIRELESS & CO. LTD.
 Walthers Road, London, N.7.

Telephone: NORth 3213

OPPORTUNITIES IN RADIO



Get this FREE Book!

'ENGINEERING OPPORTUNITIES' reveals how you can become technically qualified at home for a highly paid key-appointment in the vast Radio and Television Industry. In 144 pages of intensely interesting matter, it includes full details of our up-to-the-minute home study courses in all branches of TELEVISION and RADIO, A.M. Brit. I. R. E., City & Guilds, Special Television, Servicing, Sound Film Projection, Short Wave, High Frequency and General Wireless Courses.

We definitely Guarantee

"NO PASS—NO FEE"

If you're earning less than £15 a week this enlightening book is for you. Write for your copy today. It will be sent FREE and without obligation.

BRITISH INSTITUTE OF ENGINEERING TECHNOLOGY
388b COLLEGE HOUSE,
28-31, WRIGHT'S LANE,
LONDON, W.8.



COMMUNICATIONS EQUIPMENT

WIRELESS SET 19 Mk. III. Frequency 2-8 Mc/s., and 23 Mc/s. Antenna output 8 watt. Systems A.1, A.2, A.3. Power source 12 v. battery with operating equipment for mobile or ground use.
AMPLIFIER R.F. No. 2. For use with Wireless Set No. 19 Mk. III. Boosts antenna output to 30 watts.
WIRELESS SET X3ED. Frequency 2-8 Mc/s. in two switched bands. C.W. and frequency modulated and amplitude modulated B.T. Remote control facilities. Mobile or fixed station use. Power source 12 v. D.C.
WIRELESS SET 62 Mk. II. Frequency range 1.6-10 Mc/s in two switched bands. Crystal controlled. For mobile use. Systems A.1, A.2, A.3—with operating equipment. Power source 12 v. D.C.
CRYSTAL CALIBRATOR No. 10 for use with Wireless Set 62.
WALKIE-TALKIE TYPE 58 (CANADIAN). Frequency range 6-9 Mc/s. Complete with accessories.
HANDY TALKIE SCR536. Frequency range 3.5-6 Mc/s. Complete with spare coils, etc.
TCS TRANSMITTER/RECEIVER STATIONS complete. Frequency range 1,500 kc/s-12,000 kc/s. Output 10 watts phone, 25 watts C.W. All operating equipment including Remote Control with loud-speaker and choice of Dynamotor Supply (12 v., 24 v., or 115 v.).
AIRGRAPH RADIO COMPASSES. Installation Type SCR298G. Frequency coverage 200 Kc/s-1,700 Kc/s. in three switched bands. Superhet communications receiver with compass circuit elements. Remote control facilities and motor driven aerial loop complete with all operating accessories.
AERBORNE VHF EQUIPMENT. ARC-1 multi-channel transmitter/receiver complete. 100-156 Mc/s. ARC-3 10 channel transmitter/receiver complete 100-156 Mc/s. TELEGRAPH AND TELEPHONE EQUIPMENT. Filter, line and directional.
High Speed Morse Telegraph Transmitters. Telegraph Tape Printers.
Terminal Units Apparatus VF Speech + Duplex. Apparatus VF Speech + Simplex.
Apparatus two-tone Telegraph.
Carrier Terminals 1 + 1.
Field Telephone Sets types D, F, H and L.
Switchboards, universal, 6-line and 10-line.
Prices and further details on request.
Spare parts and associated equipment.
Transmitting valves types 803, 805, 832.
Magslip Hunter 3in. used at 6/6 each.
Morse Keys, totally enclosed Air Ministry type, at 1/6 each.
Aerial winches, Air Ministry type 5, at 2/6 each.
Flexible Drives 7R. 6in. long.
F.T. 243 Crystals, frequencies between 3,000 Kc/s. and 6,000 Kc/s., at 10/- each.

R. GILFILLAN & CO. LTD.
7, HIGH ST., WORTHING, SUSSEX
Tel. Worthing 8719 and 30181

Cables 'GL WORTHING' Codes BENTLEY'S 2nd

SITUATIONS VACANT
Senior Development Engineers (Electrical and Mechanical).
QUALIFIED engineers with experience on Relays Solenoids, Rotaries, Printed Circuit Connectors, etc., etc., required in a factory in East Anglia, engaged in manufacturing electrical components.
THE opportunity is exceptional for anyone with ability and initiative able to accept responsibility.
GOOD salary and excellent prospects.
APPLICATIONS in writing in strictest confidence, stating age, qualifications and salary required to Box 2396. [6096]

SIERRA LEONE Government Posts and Telegraphs Department requires:
SIGNALS Staff for two tours of 18-24 months each either (a) with prospect of pensionable employment or (b) on temporary terms with gratuity at rate £100-£150 a year. Salary scales (including Expatriation Pay) as indicated. Commencing salary according to qualifications and experience. Outfit allowance £60. Free passages for officer and wife. Free passages for two children under age 19 or grant up to £150 annually for maintenance in U.K. Liberal leave on full salary. Candidates should be experienced M.F., H.F., V.H.F., V.H.F./D.F. and ancillary equipment. Preference for C. & G. Cert. in Radio.
SIGNALS Officer (Aeradio) (M2C/41718/WF). Salary scale under terms (a) £1,272 rising to £1,442 a year or (b) £1,376 rising to £1,558 a year. Candidates should possess P.M.G. 1st Class Cert. or equiv. and should be able to control staff and organize traffic schedules.
ASSISTANT Signals Officer (Aeradio) (M2C/41719/WF). Salary scale under terms (a) £797 rising to £1,257 a year or (b) £859 rising to £1,359 a year. Candidates should possess P.M.G. Cert. or equiv.
WRITE to the Crown Agents, 4, Millbank, London, S.W.1. State age, name in block letters, full qualifications and experience and quote the reference number shown against the post applied for. [6060]

CENTRAL ELECTRICITY AUTHORITY,
SOUTHERN DIVISION.
FOURTH Assistant Engineers (Telecommunications) Technical Department.
APPLICATIONS are invited for the above appointments for which vacancies exist in the Swindon and Reading areas.
DUTIES will include the installation and maintenance of automatic telephone-type equipment including applications in telephony, supervisory and remote control systems. Knowledge of V.F. line signaling technique and an acquaintance with electronic or V.H.F. radio would be an advantage.
TECHNICAL qualification to graduate standard of an appropriate institution is desirable.
THE salary for these superannuable positions is in accordance with the N.J.B. agreement: AX/OX; Grade 5 (£735-£900) or Grade 6 (£600-£825).
APPLICATION forms, obtainable from P. D. A. Oliver, Divisional Secretary, Central Electricity House, 111, High Street Portsmouth, should be returned by 11th July, 1956. [6092]

T/RADIO service engineer, fully experienced, good driver, pleasant Midland spa town—Box 2344. [6069]

TECHNICAL Writer, for Glasgow area, required by large precision instrument company.
APPLICANTS should be familiar with industrial instruments, although those with other electronic and electro-mechanical experience will be considered, and able to write technical service literature. The position can be progressive for the right man and the initial salary would be commensurate with experience.
APPLICATIONS, which can be made in the strictest confidence, should give full particulars of experience, age and salary required, and be addressed to Box 1856. [6014]

A LABORATORY Assistant is required by progressive firm engaged in the manufacture of transformer cores.
APPLICANTS should be familiar with the use of electrical measuring instruments, and should have a good grounding in electromagnetics. Salary in accordance with qualifications and experience.
APPLY to the Chief Electrical Engineer, Telcon-Magnetic Cores, Ltd., The Industrial Estate, Chapelhall, Lanarkshire, Scotland. [6004]

FIRST-CLASS TV engineer required to take charge of new workshop, must have Murphy and Bush experience; flat available; state remuneration required.
MODERN RADIO (CHELTENHAM), Ltd., 31, Clarence St., Cheltenham. [6070]

DYNATRON RADIO, Ltd., require for their new and well-appointed development laboratories at Furze Platt, Maidenhead, the following technical staff:—
(1) SENIOR Radio Receiver Development Engineer with first-class qualifications and considerable experience in the design of advanced A.M./V. receivers.
(2) SENIOR Development Engineer for nucleonic and electronic group.
EXCELLENT prospects and working conditions.—Apply Personnel Manager, Ray Lea Rd., Maidenhead, Berks. [6065]

ENGINEER with wide experience of tape recording techniques required by well-known electronics company.—Please write, giving brief details of qualifications and experience, to Box 2093. [6061]

WAFER SWITCHES TO SPECIFICATION

One or more A.B. Type "H" wafer switches to any desired contact specification.

Write for design chart and new comprehensive price list.

SWITCHES FOR 912-PLUS

S1 (14061/B1)	} 14/6 pair
S2 (14062/B1)	
S4 (SS/556/1)	11/6
S5 (SS/556/2)	10/6

Truvox Amplifier Switch Type 12119/B3 : 14/6d.

SPECIALIST SWITCHES

23 RADNOR MEWS · LONDON W.2
AMBassador 2308

Enquiries by post or phone only



RECORD PLAYERS! AMPLIFIED PLAYERS! GRAM MOTORS! AUTOCHANGERS! CABINETS!

Many to be cleared at less than half price.
3-speed Gram Motors by well-known manufacturer. 100/125, 200/250 AC mains. 33 $\frac{1}{3}$, 45, 78 r.p.m. and neutral by selector switch. 7 guinea value! Our price £3/10/-.

3-speed Record Players, fitted Acos turn-over HGP 59 pick-ups, with twin sapphire styli. Rexine case with lid, fitted claps and handle. Worth 10 gns.! Our price £7/15/6. Carriage, Packing & Insurance 5/6.

Send stamp for complete bargain lists.

RONALD WILSON & CO.
12 Bridge Street, Worcester.

QUARTZ CRYSTAL UNITS



The type B7 unit is mounted in the standard B7G valve envelope and is hermetically sealed and fully evacuated.

Available for the frequency ranges from 100 kc/s to 500 kc/s. and from 3 Mc/s. to 16 Mc/s. Gold electrodes applied by cathodic sputtering give permanence of calibration. Normal adjustment accuracy 0.01% Max. adjustment accuracy 0.003%.

Early delivery can be given of some frequencies, and we will be pleased to quote for your specific requirements.

THE QUARTZ CRYSTAL Co. Ltd.
63-71, Kingston Road,
NEW MALDEN, SURREY

Telephone: MALden 0334 Cables, etc., QUARTZCO NEW MALDEN

DEPENDABLE RADIO SUPPLIES

12a TOTTENHAM STREET, W.1
TEL.: LANGHAM 7391/7392
1 minute Godge St. Station

LARGE QUANTITY OF METALPACK CONDENSERS FOR SUPER TROPICAL USE, AT MUCH BELOW COST.

Values	Type	Values	Type
0.1	CP45N	0.5	CP91S
0.25	CP48N	0.02	CP45U
0.5	CP47N	0.001	CP49W
1.0	CP91N	0.002	CP49W
0.05	CP45S	0.005	CP45W
0.1	CP46S	0.01	CP45W
0.25	CP47S	0.1	CP47W


BRAND NEW TAPE RECORDER MOTOR AT HALF MANUFACTURER'S COST

Single phase motors suitable for tape recorders, radiograms, workshops, etc., etc. Has many uses. Reversible 200-230 v. 5in. oz. torque. 1,400 r.p.m. Capacitor start. Weight 4½ lb. Length overall 5in., spindle both ends ¾in. x ¼in., ¼in. x ¼in. Price, inc. P.P. and capacitor, 55/-.



ROTARY CONVERTORS

Delivery Ex Stock. Quotations on application.



H.T.31
Input 11.5 v.
Output 250 v. at 125mA.

H.T.32
Input 11.5 v.
Output 490 v. at 65mA.

H.T. 11, 11.5v. in., out 365 v.-310 v., 30 mA.

Fully tropicalised if required.

TANNOY LOUD HAILERS EX-GOV.

Impedance 7½Ω
Handling cap. 8 watts
price 29/6, post 3/-.



POST OFFICE RELAYS

Type 3,000, 100 ohm coil. 3 makes L. Duty contacts, 10/6. 175 ohm coil. 4 makes L and 4 breaks, medium heavy contacts, 12/6. Both brand new. P.P. 1/- each.



HEAVY DUTY SLIDING RESISTORS

250 watts at 25 amps.
Resistance 0.4 ohms.
Suitable for charging board, etc.

1 ohm at 125 watts
12 amps.

Both brand new. Price 12/6. Post 3/-.

Quantity and Export Enquiries Invited. Callers also welcome

Open Monday to Friday 9.30-5.30, Sat. 9.30-1.

TERMS—CASH WITH ORDER AND C.O.D. DEPENDABLE—ALWAYS DEPENDABLE.

SITUATIONS VACANT

Senior Design Engineers.

REQUIRED for work on Television and allied equipment; good background in this field essential; good salary offered to suitable men.—Apply: Pilot Radio, Ltd., Park Royal Rd., N.W.10. [6097]

INSTRUMENT Mechanics are required by the Industrial Group of the United Kingdom Atomic Energy Authority at Windscale Works, Sellafield, Cumberland.

DUTIES cover maintenance of instrumentation in reactors and chemical plants, also a wide range of specialized electronic equipment.

CANDIDATES must be experienced in industrial instrumentation or electronics either through apprenticeship or equivalent qualification.

TRAINING in maintenance of specialized instruments will be provided as necessary.

RATE of pay for a 44-hour week is 189/-.

A Job Grading Scheme operates. The work is divided into three grades (A, B and C) and additional lead rates of 42/-, 30/- and 12/- respectively are paid.

MARRIED applicants, living outside the daily travel distance of the works, will be given consideration for housing within a reasonable period after recruitment.

APPLICATIONS, giving details of apprenticeship, training (including Forces training), qualifications and experience, to Senior Labour Manager, Windscale Works, Sellafield, Cumberland. [6044]

SENIOR and Junior Electrical and Mechanical Draughtsmen required for the Electronics drawing office at the Rugby Works of the B.T.H. Co., Ltd. Please apply in writing to:—

CHIEF Draughtsman, Electronics Drawing Office, British Thomson-Houston Co., Ltd., Rugby, giving details of age, experience, etc. [5811]

DRAUGHTSMAN required for Electronics Division of Scientific Instrument Company, work involves preparation of chassis layouts, associated metal work, circuit diagrams, etc.—Apply to Box 2354. [6082]

RADIO and TV receiver development engineer, graduate I.E.E., Brit. I.R.E. or equivalent, age 25-35, required for laboratory in North-West London area; salary £800-£1,000 according to ability.—Box 2356. [6083]

CHIEF engineer (£1,500-£1,700 p.a.) required by an expanding instrument manufacturing company for the development of aircraft and industrial measurement and control equipment (electronic, pneumatic and mechanical). ALSO required are well qualified senior development engineers (£850-£1,200 p.a.)—one with experience of fluid flow, and senior draughtsmen (£14-£17 per week); housing assistance if required; pension scheme; pleasant town near coast and country; our own staff is aware of this vacancy.

SEND details of training and career (including present salary and employer) in confidence to Box 2050. [6054]

ENGINEER required for development work on polystyrene film capacitors; position offers considerable scope for man with general experience in the capacitor industry particularly on the production side; own staff advised.—Write Box 2382. [6093]

MICHAEL RADIO, Ltd., Slough, Bucks, have vacancies from time to time for electronic engineers to be engaged on Government projects; those wishing to be considered are invited to write fully to the Chief Engineer, Equipment Division. [0198]

A.B. METAL PRODUCTS, Ltd., require additional technical representatives, applicants must have previous experience in contacting leading manufacturers of radio, television and electronic equipment.—Apply Sales Manager, 17, Stratton St., London, W.1. [6057]

EXPERIENCED radio testers and inspectors required for production of communication and radio apparatus, also instrument makers wire and assemblers, for factory test apparatus.—Apply Personnel Manager, E. K. Cole, Ltd., Ekco Works, Malmesbury, Wilts. [0238]

SENIOR television development engineer with administrative experience required, capable of carrying out development projects with minimum supervision up to production stage; Kingston area.—Write, giving full personal details, stating salary required, Chief Engineer, Box 5942. [0123]


WIRELESS technicians; salaries in range £511 (at age 25) rising to £641; opportunities of establishment and promotion; good knowledge V.H.F. essential; ability to drive an asset; write or call.—Director of Communications, Home Office, Whitehall, S.W.1 (Whi 8100 Ext. 268). [6073]

JUNIOR Technical Assistant required by London Chartered Patent Agents with a view to training for qualifying as a Patent Agent. Degree standard in electrical engineering desirable.—Write giving details of age, experience, etc., to Box 3140, c/o White's, Ltd., 72/76, Fleet St., E.C.4. [6035]

SENIOR and Junior Electrical and Mechanical Draughtsmen required for the Electronics Drawing Office of the British Thomson-Houston Co., Ltd., Blackbird Rd., Leicester.—Please apply in writing to Chief Draughtsman, Electronics Drawing Office, British Thomson-Houston Co., Ltd., Rugby, giving details of age, experience, etc. [5643]

—TUNERS—


FM



FM81/Mk11

F.M. V.H.F. TUNER completely stable drift free tuning. Volume control. Tuning indicator. A.V.C. Sensitivity better than 4 µV for 20 db quieting. 21 gns. Tax paid.

AM



S6BS

A.M. 9 band all wave tuner. 13 m.-570 m. Band spread, variable selectivity. Tuning indicator. Logging scale, delayed amplified A.V.C. Tropicalised. Sensitivity better than 2 µV for 250 m/v output. £46/4/- tax paid.

FM/AM



S5/FM

FM/AM World Wide A.M. in 2 ranges. S5E/FM: 12.5 m.-37 m.; 35 m.-100 m.; 90 m.-250 m.; 190 m.-250. S5/FM: 16 m.-50 m.; 195 m.-550 m.; 800-2,000 m. Sensitivity better than 10 µV on all ranges. PLUS completely stable drift free VHF.FM. Sensitivity better than 8 µV for 20 db quieting. Tuning indicator on all bands AM and FM. £34/2/6 tax paid.

All tuners suitable for modern high quality amplifiers. Most tuners available with Escutcheons in Gold, Silver or Bronze.

C. T. CHAPMAN (Reproducers) LTD

RILEY WORKS, RILEY STREET,
CHELSEA, S.W.10


FLAxman 4577/8

Export Enquiries Invited

CABINETS

WE CAN SUPPLY ANY CABINET


to YOUR OWN SPECIFICATION



The Contemporary (left) is oak veneered with mahogany interior normally wax finished at £9/15/-. Available in any shade to order at slight extra cost. The Cabinet (below) can be supplied in any shade of walnut, oak or mahogany for £19/19/-.

Both Cabinets could be supplied as a complete radio-gram incorporating any of the following combinations of units:—

- 5 valve chassis, £12/10/-.
 - 8 valve Armstrong, FC48, £25/2/-.
 - 14 valve Armstrong, EXP125/C. £51/19/6.
 - 8 valve FM/AM, £21/15/-.
 - 9 valve AM/FM 26gns (incl. 2 speakers).
 - 3-speed Garrard and Collaro autochanger, also BSR Monarch, £7/19/6, and Plessey Autochanger, £9/15/-, 8in., 10in., and 12in. Goodmans, Wharfedale, G.E.C., and W.B. Speakers.
- Send for free illustrated catalogue of cabinets, chassis, autochangers and speakers, etc. H.P. can be arranged.



LEWIS RADIO COMPANY

120, GREEN LANES, PALMERS GREEN LONDON, N.13. BOWes Park 6054.

Excellence in design..

Specialists in Sub-miniature Telecommunication Components.

STAND OFF INSULATOR

For 1500 volt working. Overall height 1 1/2". Over chassis .86". Silver plated spill .35". 6BA hexagon stud chromium plated.



(Illustrations approximately actual size)

MINITRIMMER

Standard maximum capacities up to 13pF. Voltage 500 DC. Base 1/4" square with fixing centres for 10 BA 1/4" apart.



Details from:—

OXLEY

DEVELOPMENTS CO. LTD. ULVERSTON, NORTH LANCs

Tel: ULVERSTON 3305

SITUATIONS VACANT

SENIOR Engineer required by electrical component manufacturers to take charge of test gear development, factory standards and maintenance of electrical special purpose plant; permanent position requiring man with initiative and sound theoretical background; state salary required.—Box 2364. [6087]

ELECTRICAL measuring instrument repairers required for rewinding coils and multi-range meters expanding organization with high rates, bonus scheme and excellent conditions in light modern factory.—Apply L. Glaser & Co. Ltd., 96-100, Aldersgate St., E.C.1. Mon. 6822. [6008]

DEVELOPMENT Engineer (Senior) required with experience in development and design of light engineering electronic and mechanical projects such as Magnetic Recording, Telecommunications and Audio engineering equipment. Previous experience in development work essential. Degree desirable.

LABORATORY Assistant to work with Senior Engineer on development of new projects. Must be keen and adaptable with some basic theoretical knowledge. WRITE, giving full particulars of experience, age and salary required, in confidence to Chief Engineer, Thermionic Products, Ltd., Hythe, Southampton. [6078]

CHIEF Inspector required by Electronic Component manufacturers; A.I.D. experience essential, preferably on R.C.S.C. specifications; position suitable for applicant holding at present senior inspection position who wishes wider scope and better remuneration within a small organisation; location London, E.11.—Write Box 2365. [6085]

DEVELOPMENT Engineer required to work on tape recording applications; the successful applicant must have experience in developing tape recording machines from the mechanical, electrical and electronic points of view; this is a senior position and an appropriate salary will be paid.—Apply to Box A45/12, Strand House, London, W.C.2. [6055]

ELECTRONIC engineer or Physicist for application research on ultrasonic flaw detector; the post involves contact with industrial users, interesting work and opportunities for advancement in a rapidly expanding field.—Write, giving details of age, experience, qualifications, salary required, etc., to Ultrasonoscope Co. (London), Ltd., Sudbourne Road, London, S.W.2. [5899]

RADIO Mechanics wanted by large organization for overseas duties; tours abroad up to 2 years; candidates must be skilled men with good knowledge radio theory, single, medically fit and prepared to work anywhere in the world; basic U.K. salary £500 after training; overseas salary £75 per month plus all found.—Write Box WW.277, c/o 191, Gresham House, E.C.2. [6046]

RADIO technicians required by International Aeradio Ltd., for overseas service; permanent and pensionable positions; inclusive salary from £394 per annum to £1,375 per annum, tax free, according to marital status; free accommodation; kit allowances; pension; generous U.K. leave.—Qualified candidates, to whom replies only will be sent, please write, quoting RT to Personnel Officer, 40, Park St., W.1. [0262]

G. & J. WEIR, Ltd., Cathcart, Glasgow, have vacancies for electronic engineers to undertake research and development work, a university degree or equivalent academic qualification is required and experience in v.h.f. work is desirable but not essential; starting salary will depend on age and experience, superannuation scheme.—Applications should be sent to The Personnel Manager, G. & J. Weir, Ltd., Cathcart, Glasgow, S.4. [5942]

DRUGHTSMEN, designer draughtsmen and checker are required by the electronics division to meet an expanding and varied programme of work; these are permanent posts affording an opportunity of broadening experience with excellent prospects and good commencing salaries.—If this advertisement interests you write for an appointment giving details of experience to Personnel Department (E.8), Murphy Radio, Ltd., Welwyn Garden City, Herts. [6056]

SENIOR research engineer; a vacancy will shortly exist for a senior research engineer with a leading form of transformer manufacturers; the successful applicant will be directly responsible to the Technical Director and should be capable of initiating research and development work in connection with all types of iron core components for electronic applications; a knowledge of impregnating processes and resin encapsulation techniques would also be an advantage.

THE post is regarded by the company as being extremely important and will carry a substantial salary.—Box 2295. [6079]

TELEVISION service engineers, with first rate technical grounding, required for field and bench work in N.W. London. Congenial and businesslike working conditions in well equipped retail service department, removed from show-rooms. All leading makes of sets handled. It is our aim to collect a small select team of top rate service engineers who will be prepared to pay appropriately. Only keen, able and progressive men need apply.—Replies with details of training and experience to Box 1917. [6019]



for Close Tolerance Wax-protected Silver Mica CAPACITORS.

Values stocked (pFds.):—

5	30	82	180	240	556	1000
10	33	100	200	356	600	1500
11	40	110	220	370	603	2000
12	47	120	225	388	635	2500
13	50	125	230	400	670	2500
15	56	130	245	410	680	3000
18	60	135	250	450	703	3300
20	65	140	270	475	710	3800
22	68	145	280	503	750	4000
25	70	150	300	515	800	4700
27	75	160	318	523	815	5000
28	80	175	330	540	820	

Tol.: up to 33pF . . . 1pF. Over 33pF . . . 1%.
Prices: 5-30pF 9d. 316-820pF 10d. 1000-2500pF 1/3. 3000-5000pF 1/6.

H. L. SMITH & CO. LTD.
287/289 EDGWARE ROAD, LONDON, W.2
Telephone: Paddington 5891

TELETRON SUPER INDUCTOR COILS



Ferrite Rod Aerials. Wound on high permeability Ferroxcube rod. Medium wave 8/9, Dual wave 12/9.



Type HAX. Selective crystal diode coil for tape and quality amplifiers, MW 3/-, LW 3/6. Dual wave TRF coils, matched pairs (as illustrated) 7/- pair. Type S.S.O. Supersonic Tape Osc. coil, provides 6.3 v. 3 a. RF for pre-amp heater. Eliminates induced 50 c/s hum, 40/100 kc, 15/- ea. Transistor coils, etc. Available from leading stockists. Stamp for complete data and circuits.

THE TELETRON CO. LTD.,
266, Nightingale Rd., London, N.9. How. 2527



THE SPENCER-WEST PATTERNING REMOVAL UNIT TYPE 54

works with any Band III converter unit and completely removes patterning caused by Band I breakthrough. Results are guaranteed.

PRICE 25/- Complete

Full instructions or simple fitting supplied. We will send a unit on approval for 7 days against cash on receipt of order, or from your Dealer

SPENCER-WEST LIMITED

QUAY WORKS, GT. YARMOUTH

Phones: 4794 and 3009

'Grams: Spencer-West, Gt. Yarmouth

THE INSTRUMENT MODEL

Specially designed for soldering operations in the compact assemblies used in present day radio, television and electronic industries.

Weight 3½ oz. excluding flexible length.

Length 9 in.

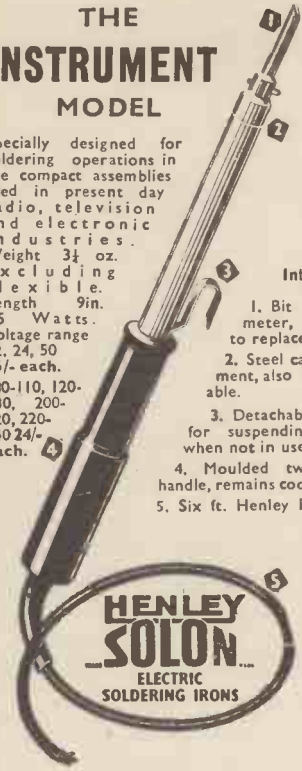
25 Watts.

Voltage range 12, 24, 50, 26/- each.

100-110, 120-130, 200-220, 240 24/- each.

Interesting features

1. Bit 7/8" diameter, simple to replace.
2. Steel cased element, also replaceable.
3. Detachable hook for suspending iron when not in use.
4. Moulded two part handle, remains cool in use.
5. Six ft. Henley Flexible.



HENLEY SOLON
ELECTRIC
SOLDERING IRONS

W. T. HENLEY'S TELEGRAPH WORKS CO. LTD
51/53, Hutton Garden, London, E.C.1

BUY IT FROM MONDEX

on genuinely attractive terms

★
FAMOUS DULCI R/G CHASSIS



Yours for **37/-**

MODEL F3. 3-waveband. High-quality amplification, 4 w. output. Built-in Ferrite aerials. Neg. feed-back. 11½ in. multi-coloured dial, horizontal or vertical. Pick up, extra speaker and gram. motor connect at rear. 37/- Dep. and 8 monthly payments of 37/- or £14/11/11 cash. (P. & P. 3/6)

Yours for **47/6**

MODEL F3/P.P. As F.3 but with push-pull 6 w. output and independent bass and treble controls. 47/6 Dep. and 8 monthly payments of 47/6 or £18/15/4 cash. (P. & P. 4/-)

Goodmans 8in. P.M./M.C. Speaker 40/- or 5/- to each payment.

DULCI TAPE RECORDER

Yours for **£6.10.0**

With latest Truvox TR7U deck, microphone and 1,200ft. tape. Permits separately controlled mixed inputs; built-in elliptical speaker; magic-eye, etc. Specially designed Dulci amplifier, etc. £6/18/- Dep. and 8 monthly payments of £6/19/- or £25/2/6 cash.

LATEST B.S.R. MONARCH for 25/- and 8 monthly payments of 25/-. Brand new with maker's guarantee direct from factory. Not a clearance line. Cash price £9/15/-. (P. & P. 3/6)

UNITILEX HI-FI AMPLIFIER for 28/- and 8 monthly payments of 28/- or £11/0/0 cash. 5 w. output. Independent bass/treble; matched input selector switch for LP/78/Radio/E.U./M.C. Ultrafret. Power output socket. Guaranteed.

MONDEX PRODUCTS LTD.
(Dept. WL/32) 5 Goswell Rd., LONDON, E.C.1

SITUATIONS VACANT
JUNIOR electronic engineer required for instrumentation work connected with the motor industry; work will involve construction and development of apparatus and candidates must possess the necessary energy and initiative to devise new equipment and techniques; salary according to age and experience.—Applications to Chief Engineer, English Racing Automobiles, London Rd., Dunstable, Beds. [6067]

AMBITIOUS man required by expanding electronic and transformer manufacturer in Home Counties; the right individual will be eligible for an important post on the management side at a later date; present duties will be to design and develop small transformers and if possible to materially assist with similar duties in connection with electronic engineering products; good salary; write giving full details of experience; details of earnings would be of assistance.—Box 2248. [6072]

ENGINEER for printed circuits required for development of printed circuit processes, including electro-plating of various metals, also development of printed resistors; qualifications B.Sc. or equivalent and experience of electro-plating and/or carbon resistors is desirable; superannuation scheme.—Write, giving full details of qualifications, experience, age and salary required to Personnel Manager, The Telegraph Condenser Co., Ltd., Wales Farm Rd., North Acton, W.3. [6094]

TECHNICAL Assistants required in a mechanical test laboratory, applicants should have had some experience of instrumentation and a knowledge of strain gauge techniques would be useful, the work is of a varied nature, concerning environmental testing, experience of testing and recording experimental results could be more important than knowledge of electronics.—Apply, stating age and experience, to Personnel Manager, The General Electric Co., Ltd., Brown's Lane, Coventry. Ref. F.G. [5993]

QUALIFIED Electronic Engineer wanted by large organization for training as overseas project leader; must be single, medically fit and prepared to take charge of technical supervision, administration organization and liaison on overseas contracts; age group 27 to 33. Qualifications: B.Sc degree or membership of appropriate institute, H.N.C.C. & C. final in telecoms. or equivalent plus at least 3 years' experience in some branch of industrial/communications electronics. Home salary in the range of £650 to £800 and overseas £1,100 to £1,400 plus all found.—Write Box WW.278, c/o 191, Gresham House, E.C.2. [6043]

THE GENERAL ELECTRIC Co., Ltd., has a vacancy in the editorial section of its Publicity Organization for a writer capable of preparing information for the national, technical and trade press, conducting active press relations and producing literature. This is a post which offers scope to a technical journalist and/or University graduate with an interest in the wide range of activities covered by the company, but principally in electronics, radio and television. Applications should include full details of education, age, qualifications, experience and salary required, together with specimens of written work, and should be addressed to the Staff Manager, The General Electric Co., Ltd., Magnet House, Kingsway, London, W.C.2. [6066]

ELECTRONIC Engineers are required by the Equipment Engineering Department of Westinghouse Brake & Signal Co., Ltd., at Chippenham, Wiltshire, to take part in the development and subsequent engineering design for production, of new control systems, employing electronic techniques, for traffic control on British & Overseas Railways. The scope of the work will range from practical experimental work to the issue of design instructions on which will be based manufacturing drawings, together with the compilation of manufacturing specifications and descriptive pamphlets. In addition co-operation will be required with Production Engineers during manufacture of first-off equipments in the Company's Chippenham Works.

POSITIONS are available for University graduates with a good telecommunication Degree in Electrical Engineering. Some experience with transistor techniques is required, together with experience of line communication systems employing audio and carrier frequencies. A knowledge of computing techniques would also be an advantage but is not essential. The salaries will be determined by age, qualifications and experience; the Company operates a pension scheme and a 5-day week. FOR further information write, giving age and full particulars, to Personnel Superintendent, Westinghouse Brake & Signal Co., Ltd., Chippenham, Wilts, quoting ref EQUIP/N/Q. [5975]

WAR OFFICE requires an Experimental Officer (male) at Royal Military College of Science, Shrivenham, Berkshire, in Engineering Physics Branch of Department of Instrument Technology. Degree in Engineering or Physics or H.N.C. in Electrical or Mechanical engineering, or equivalent qualifications, and experience in instrumentation, especially servo-mechanisms or computing. (Knowledge of guided weapon control techniques highly desirable.) Inclusive salary: £781-£968. Starting pay according to age and experience. Age at least 26, preferably under 31 years. Prospects of permanency.—Full particulars and application forms from M.L.N.S., Technical and Scientific Register (K), 26, King St., London, S.W.1, quoting reference D.38/6A. Closing date July 17, 1956. [6076]

on the blowing of trumpets



TRANSFORMERS

Praise for Savage "Massicore" Transformers comes from Scientists, Technicians, and Amateurs all over the world. This trumpet blowing is most gratifying to us, so also are the repeat orders from our silent customers!



SAVAGE TRANSFORMERS LIMITED

NURSTEED RD., DEVIZES, WILTS.

TEL. DEVIZES 932

TELEPHONE SETS

BRAND NEW

EX.
GOVT.
"F"
TYPE



Ideal for communication between 2 or more positions, e.g., STORES, FACTORY AND OFFICE; FARM BUILDINGS; GARDEN SHED AND HOUSE, etc. Price for 2 sets in individual carrying cases, complete with long life batteries, bells, ringer, etc.

£7.10.0 Carr. (G.B.) 7/6

Single sets can be supplied if required.

SPECIAL OFFER OF AERIAL MASTS

R.A.F. Type 50

36 ft. HIGH

Kit complete—9 2in. dia. Tubular Steel (Copper Plated) Sections of 4ft. length, top-section and base, Pickets, Guye and Fittings.

Canvas Carrying Bags contain all items.

YOU can purchase this normally expensive MAST for a fraction of its cost, i.e.,

£7.10.0 ONLY (Carr. 7/6)

The MAST is particularly suitable to take aerials for Tx., Rx., F.M. and T.V. (especially COMMERCIAL), and has many other uses.

Extra 4ft. sections can be supplied at 11/6 per section.

32 ft. HIGH

Lightweight kit comprising—10 steel screw-in sections of approx. 1in. dia. Spray painted, together with complete set of guye, insulators, pegs, etc. All in canvas carrying bag. Ideal for permanent lightweight installations or test sites, camping, etc.

£5.10.0 (Carr. 7/6)

SWITCHBOARDS

(Ex-A.M. A. D. 1240)



A SPECIAL PURCHASE

of these versatile SWITCHBOARDS from the Air Ministry enables us to offer the complete installation comprising:—

- SWITCHBOARD A. D. 1240
- Rectifier Supply Unit
- Spares Case (10 years spares)
- Operator's Head and Breast Set
- Fused Protector Unit

at the ridiculous price of only

£90

A set of data sheets and photos will be sent for a deposit of 20/- (returned on receipt of photos in good order).

(complete as above)

As Switchboard A. D. 1240, this unit has 2 Exchange lines plus 14 Extensions plus Operator's position. It can easily be modified for use as 16 Extension lines plus Operator, or 7 Exchange lines plus 7 Extensions plus Operator, or any use between these (e.g., 3 Exchange lines plus 13 Extensions plus Operator).

Enquiries are invited for Component Parts as listed above

HATTER & DAVIS (RELAYS) LTD
126, Kensal Road, London, W.10
LADbroke 0666

SITUATIONS VACANT

THE GENERAL ELECTRIC Co., Ltd., Brown's Lane, Allesley, Coventry, requires mechanical development engineers, designer draughtsmen and draughtsmen, preferably with experience of radar-type equipments, for work on guided weapons and like projects; also required, senior and junior electronic development engineers, particularly in the field of microwave and pulse applications; salary according to age, qualifications and experience.—Apply by letter, stating age and experience, to the Personnel Manager. Ref. R.G. [0259]

AIR MINISTRY require civilian radio technicians at R.A.F. Handforth; applicants should possess sound knowledge of radio and radar; employment subject to passing entry test, offers good prospects of becoming pensionable, inclusive annual salary £414 at age 19 to £531 at 25 and over, rising to maximum of £641; five-day week of 44 hours.—Applications, stating age, qualifications and experience, to Commanding Officer, Handforth Grove Lane (R.T. 11), R.A.F. Handforth, Grove Lane, Chaelede Hulme, Stockport, Cheshire. [5988]

ENGINEER-IN-CHARGE, Broadcasting Service, Nicosia, required by Government of Cyprus, on contract for two years in first instance. Salary in scale (including overseas allowance and present temporary allowance of 11¼ per cent of salary) £1,480 rising to £1,789 a year. Gratuity at rate of £150 a year. Free passages. Liberal leave on full salary during dates, preferably between 25 and 35, should have sound theoretical knowledge and practical experience of operation and maintenance of M.F. broadcast transmitters and aerial systems and be able to control and supervise junior staff. Knowledge of studio engineering and recording desirable.—Write to the Crown Agents, 4, Millbank, London, S.W.1. State age, name in block letters, full qualifications and experience and quote M2C/41601/WF. [6100]

TECHNICIANS (Aeradio) Grade I required by East Africa High Commission Directorate of Civil Aviation on probation for pensionable employment. Salary scale (including inducement pay and present temporary allowance of 10%) £772, rising to £1,122 a year.—Outfit allowance £30. Free passages. Liberal leave on full salary after each four 30-36 months. Candidates not over 38 years of age should preferably possess C. and G. Certificate in Telecommunications Principles or Radio Part III or equiv. They must have had at least three years' experience in erection and maintenance of ground station transmitters, radio and radar navigational aids and aerial systems, and should have up-to-date knowledge of workshop practice.—Write to the Crown Agents, 4, Millbank, London, S.W.1. State age, name in block letters, full qualifications and experience, and quote M2C/41653/WF. [6064]

D.S.I.R. require Experimental Officers and Assistant E.O.s at Radio Research Station, Datchet, Berks. to (i) assist in radio research (Ref. A 224/6A) and (ii) prepare abstracts of scientific and technical articles on radio research and development (Ref. A 225/6A). Quails in Physics or Electrical Engineering, min. G.C.E. (Advanced level) in two scientific subjects, or equiv. Over 22 pass degree, H.N.C. or equiv. generally expected. Experience in radio research or development, or communications an advantage. For posts (ii) ability to read technical French and German an advantage. Posts (i) offer opportunities for service abroad. Salary E.O. £761-£968, A.E.O. £323 (at 18)-£706. Slightly less for women but subject to improvement under Equal Pay Scheme.—Forms from M.L.N.S., Technical and Scientific Register (K), 26, King St., London, S.W.1, quoting appropriate reference [6090]

TECHNICAL TRAINING

LEARN it as you do it, we provide practical equipment combined with instruction in radio, television, electricity, mechanics, chemistry, photography, etc.—Write for full details to E.M.I. Institutes, Dept. W47, London, W.4. [0006]

CITY and Guilds (Electrical, etc.) on No Pass—No Fee terms, over 95% successes.—For full details of modern courses in all branches of Electrical Technology send for our 144-page handbook, free and post free B.I.E.T. (Dept. 388A), 29, Wright's Lane, London, W.8. [0117]

TUITION

NOTHING succeeds like success! What we have done a thousand times we can do again for you—see the B.N.R.S. advt. page 123. [0172]

WIRELESS operating; attendance and postal courses.—Stamp for reply to Manager, The Wireless School, Manor Gdns., London, N.7. [0104]

FULL-TIME courses for P.M.G. Certs., C.G.L.I., Telecommunications, Radar Maintenance Cert. and B.Sc (Eng.); prospectus free.—Technical College, Hull. [0111]

WIRELESS—See the world as a radio officer in the Merchant Navy; short training period; low fees; scholarships, etc., available; boarding and day students; stamp for prospectus.—Wireless College, Colwyn Bay [0018]

THE Institute of Practical Radio Engineers have available home study courses in every phase of radio and television engineering, specialising in the practical training of apprentices in the retail trade, enrolments limited, fees moderate.—The Syllabus of Instructional Text may be obtained post free from the Secretary, I.P.R.E., Fairfield House, 20, Fairfield Rd., Crouch End, London, N.8. [0088]

LYONS RADIO LTD.

HIGH STABILITY RESISTORS. Miniaturised 1 watt \pm 10%, specially selected kit to give you a complete coverage of preferred values between 10 ohms and 3 megohms. Kit contains one each of 60 different values with resistance clearly marked on each. PRICE per kit £1, post 9d. Values up to 10 megohms can also be supplied. Smaller quantities your choice at 5/6 dozen, post any quantity 1/-.

WAVEMETERS, TYPE W.1239. Frequency coverage 39-51 Mc/s. Rectifier type employing valves VR92, 6J5, 6X5 and tuning indicator V103. The tuning control is fitted with a Muirhead slow-motion drive, skirted type, with vernier scale. The instruments have their own built-in power pack for operation from A.C. mains 200/250 v. Housed in copper lined instrument cases 16x10x9in. A top-grade job which would make a useful addition to any test room or laboratory and at a price well below the value of the components alone. PRICE ONLY 59/6, carriage 7/6.

TELEPHONE SETS, TYPE "F" Utilise P/O type hand set with twin call bells, buzzer and hand generator for calling. Operate from 2-1½ v. cells. (Exact size to fit type "S," 3/9 each if required.) Supplied in case approx. 11x9x8in. In good condition and working order. Ideal for two-way communication in the Home, Factory or Office, etc. PRICE per pair £7/10/-, carriage 5/-.

MULTI-RATIO OUTPUT TRANSFORMERS. Provide for the most important ratios needed from 24 to 1 up to 114 to 1 matching all popular mains and battery valves to standard 2/3-ohm speakers, 8 watts max. All connections including push-pull clearly marked. PRICE 8/9, post 1/3.

3 GOLDHAWK ROAD (Dept. M.W.) SHEPHERDS BUSH, LONDON, W.12
Telephone: Shepherds Bush 1729

PRECISION SHEET METALWORK

We specialise in manufacturing of Chassis in all metals, large or small quantities to your own specifications.

V. W. BEAMISH

Shardloes Garage, Shardloes Rd., New Cross, London, S.E.14.

Telephone: Tideway 4795

LOUDSPEAKER CABINETS

For **GOODMANS W.B. G.E.C. KELLY and JENSEN**

STANDARD BASS REFLEX CABINETS
Demonstrations without Appointment

You can see your cabinet being made in our cabinet-making workshop.

Cabinets made to order.

ARMSTRONG CHASSIS AND AMPLIFIERS LOUDSPEAKERS.

Open till 5.30 Saturdays.

A. DAVIES & CO. (Cabinet Makers)

3 Parkhill Place, off Parkhill Road, London, N.W.3. GULLIVER 5775

ENGINEERS!

Whatever your age or experience, you must read "ENGINEERING OPPORTUNITIES." Full details of the easiest way to pass A.M.I.Mech.E., A.M.I.C.E., C. & G. (Electrical, etc.), General Cert., etc., on "NO PASS—NO FEE" terms and details of Courses in all branches of Engineering—Mechanical, Electrical, Civil, Auto, Aero., Radio, etc., Building, etc. If you're earning less than £15 a week, tell us what interests you and write for your copy of "ENGINEERING OPPORTUNITIES" today—FREE

144 PAGES

Free!



B.I.E.T.
387 College House, 29
21, Wright's Lane
London, W.8.

BRITISH INSTITUTE OF ENGINEERING TECHNOLOGY

THE MODERN BOOK COMPANY

BRITAIN'S LARGEST STOCKISTS OF BRITISH AND AMERICAN TECHNICAL BOOKS

- The Radio Amateur's Handbook, by A.R.R.L. Price 30/-. Postage 1/6.
- International Tube Handbook. M. K. Buizen. Price 15/-. Postage 9d.
- High Fidelity, by G. A. Briggs. Price 12/6. Postage 6d.
- Electrical Interference, by A. P. Hale. Price 15/-. Postage 6d.
- Germanium Diodes, by Dr. S. D. Boon. Price 9/6. Postage 6d.
- Fixed Resistors, by G. W. A. Dummer. Price 28/-. Postage 9d.
- Color Television Standards, by D. G. Fink. Price 64/-. Postage 1/-.
- Automatic Digital Calculators, by A. D. Booth & K. H. V. Booth. Price 32/-. Postage 1/-.
- The Services Textbook of Radio, Volume 3—Electronics. Price 12/6. Postage 1/-.
- Mullard Maintenance Manual. Price 10/6. Postage 9d.
- Electronic and Radio Engineering, by F. E. Terman. Price 71/6. Postage 1/-.
- Tables of Physical and Chemical Constants, by G. W. C. Kaye & T. H. Laby. Price 25/-. Postage 1/-.

Please write or call for your new 1956 catalogue.

19-23 PRAED STREET LONDON, W.2.

PADdington 4185. Open 6 days 9-6 p.m.

NEW S.T.C. AND "WESTALITE" SELENIUM RECTIFIERS. Largest L.T. range in Great Britain. Latest Current Products. NOT Surplus.

REVISED PRICES 1st MAY

S.T.C. & C. E.H.T. K3/15, 4/9; K3/45, 8/10; K3/50, 9/4; K3/100, 15/10; all post 4d. extra.
BRIDGE CONNECTED FULL WAVE.
 17v. 1a, 18/6; 1.5a, 32/6; 2.5a, 39/-; 3a., 37/6; 4a., 45/6; 5a., 48/6, all post free.
 33v. 0.6a., 29/-; 1a., 31/6; 5a., 57/-; 2a., 65/-; 3a., 66/-; 4a., 78/-; 5a., 88/-, all post 1/6; 54v. 1a., 42/6; 1.5a., 78/-; 2a., 91/-; 3a., 92/-; 5a., 126/-; 72v. 1a., 55/-; 1.5a., 97/-; 2a., 118/-; 3a., 118/-; 5a., 164/-; 100v., 1a., 80/-; 1.5a., £7; 2a., 166/-; 3a., 170/-; 5a., 237/6, all post 1/10.
BRIDGE CONNECTED WITH 7 1/2 in. SQUARE COOLING FINS 17v. 6a., 64/-; 10a., 74/-, post 2/6.
BRIDGE CONNECTED HEAVY DUTY FUNNEL COOLED OR 7 1/2 in. SQUARE COOLING FINS. Both types, same price.
 17v. 12a., 124/-; 20a., 144/-; 30a., 210/-; 50a., 340/-; 33v. 6a., 106/-; 10a., 128/-; 12a., 210/-; 20a., 250/-; 54v. 6a., 148/-; 10a., £9; 72v. 6a., 190/-; 10a., 237/6; 100v. 6a., 275/-; 10a., 335/-, all post 3/-.

LATEST PRICE LIST

"WESTALITE" (BRIDGE), 12-15 v. D.C. 1.2a., 18/8; 2a., 25/-; 2.5a., 32/10; 5a., 37/4; 10a., 64/6; 20a., 117/8; 30a., 171/2; 50a., 278/-; 24v. 1.2a., 18/8; 2.5a., 32/10; 5a., 60/4; 10a., 109/8; 20a., 208/4; 36v. 1.2a., 32/10; 2.5a., 60/4; 5a., 82/8; 10a., 154/6; 100v. 1.2a., 60/4; 2.5a., 115/4; 5a., 195/10; 10a., 391/8. Post from 1/6.
 E.H.T. Rects., 14D134, 24/10; 36EHT60, 35/10; post 4d. extra.

Wholesale and Retail Special Price for Export and Quantity

T. W. PEARCE

66 Great Percy Street, London, W.C.1
 Off Pentonville Rd. Between King's Cross and Angel

TUITION
 A.M.I.Mech.E., A.M.Brit.I.R.E., City and Guilds, etc., on "No Pass—No Fee" terms; over 95% successes—or details of Exams and courses in all branches of Engineering, Building, etc., write for 144-page Handbook—Free: B.I.E.T. (Dept. 387B), 29, Wright's Lane, London, W.8. [0118]

TV & Radio—A.M.Brit.I.R.E., City & Guilds, R.T.E.B. Cert., etc., on "No-Pass—No Fee" terms; over 95% successes—Details of Exams. and Home Training Courses in all branches of Radio and TV. write for 144-page Handbook—Free, B.I.E.T. (Dept. 397A), 29, Wright's Lane, London, W.8. [0116]

FREE! Brochure giving details of home study training in radio, television, and all branches of electronics; courses for the hobby enthusiast, or for those aiming at the A.M.Brit.I.R.E., City and Guilds, R.T.E.B., and other professional examinations; train with the college operated by Britain's largest electronics organization; moderate fees.—Write to E.M.I. Institutes, Dept. WW28, London, W.4. [0179]

WIRELESS telegraphy.—Merchant Navy offers to youths 16 upwards after qualification, lucrative positions as radio officers.—Apply British School of Telegraphy, 179, Clapton Rd., S.W.9. (Est. 1906.) Recognised by Ministry of Education, moderate fees; modern equipment, day and evening tuition; also postal courses in theory of wireless telegraphy for P.M.G. Certs. and Amateur Transmitting Licence. [0124]

BOOKS, INSTRUCTIONS, ETC.
I.P.R.E. technical publications, 5,500 Alignment Peaks for Superheterodynes, 5/9, post free, data for constructing TV aerial strength meter, 7/6, sample copy "The Practical Radio Engineer," quarterly publication of the Institute 2/-, membership and examination data, 1/-, Sec., I.P.R.E. 20, Fairfield Rd., London, N.8. [0069]

"INTRODUCTION to Valves." By R. W. Hallows, M.A.Cantab., M.I.E.E., and H. K. Milward, B.Sc.Lond., A.M.I.E.E. Describes the principles, construction, characteristics and uses of most types of radio valves. The approach is simple and, as far as possible, non-mathematical, but the book provides the student with a thorough understanding of valves and how they work. 8/6 net from all book-sellers. By post 9/2 from Illife & Sons Ltd., Dorset House, Stamford St., London, S.E.1.

BOOKS WANTED
 ONE copy Volume I: Components (Part I) "Dimensional Analysis of Engineering Design," published Ministry of Supply, Great Britain, 1948.
AMALGAMATED WIRELESS (AUSTRALASIA) Ltd., 99, Aldwych. [6042]

TENDERS
THE Director-General, India Store Department, Government Building, Bromyard Avenue, Acton, London, W.3, invites tenders for the supply of:—
WIRELESS Set & Station No. 62.
AERIAL Vertical 4ft No. 1—qty. 1,980.
AERIAL Vertical 4ft No. 2—qty. 2,000.
AERIAL Vertical 32ft No. 1 Mk. 1/1—qty. 3,300.
FORMS of tender may be purchased at the above address, C.D.N. Branch, on or after June 22, at a cost of 10s (which cannot be refunded), and must be returned by 2 p.m. on Friday, August 3, 1956.
APPLICATION for tender forms should quote Reference No. 5937/55/1/ET. [6062]

NEW BOOKS ON RADIO & TELEVISION

- T.V. Time Base Circuits, principles and practice, by C. H. Banthorpe. Postage 4d. 5/-
 - Fundamentals of Transistors, by L. M. Krugman. Postage 1/- 21/-
 - Radio Amateur's Handbook A.R.R.L. for 1956. Postage 1/3 30/-
 - Magnetic Recording Handbook, by Hickman. Postage 1/- 21/-
 - High Fidelity the Why and How for Amateurs, by G. A. Briggs. Postage 1/- 12/6
 - The Services Textbook of Radio: Vol. 3: Electronics. Postage 1/- 12/6
 - Germanium Diodes by S. D. Boon. Postage 6d. 9/6
 - Time Bases by O. S. Puckle, 2nd. Edition. Postage 1/3 40/-
 - M.K. Valve Data Handbook, most up-to-date, published in Holland. Postage 9d. 15/-
 - Radio Designers' Handbook by Langford-Smith. Postage 1/8 42/-
- Write or call for lists of English and American publications.

UNIVERSAL BOOK CO.
 12 LITTLE NEWPORT STREET, LONDON, W.C.2. (adjoining Lisle Street).

GILSON TRANSFORMERS

No Flight of Fancy!

The foremost vibration test laboratories use Gilson Transformers for aircraft fatigue testing, on account of their completely reliable performance under arduous service conditions. We can in fact claim to have helped

To Make Flying Safer

Gilson Transformers are made for all electronic uses and include Service Approved tropical types as well as types for small power engineering and amateurs.

List Prices for the

- MULLARD 5-10 AMPLIFIER**
 Mains Transformer Ref. WO823 £3.30
 Output Transformer Ref. 696A/BK and 696B/6K.....each £2.7.6
 892UL 43% taps £3.2.6
- OSRAM 912 AMPLIFIER**
 Mains Transformer Ref. WO741B £3.0.0
 Output Transformer Ref. WO710 £2.12.6
 Choke 10Hy. 15mA. Ref. WO724 £1.15.0

Please write for informative leaflets on the above

R. F. GILSON LTD.
 11a ST. GEORGE'S RD., WIMBLEDON, S.W.19
 Phone: WIMbledon 5695

MAKERS OF NEON SIGN TRANSFORMERS
 Contractors to Admiralty, etc., A.I.D. Approved

Our stockists include: Berry's (Short Wave) Ltd., 25, High Holborn, London, W.C.1. J. T. Filmer, Bexley, etc.



"PERMATIP"
AND
"PERMABIT"
INSTRUMENTS
FOR
**GREATER
SOLDERING
EFFICIENCY**

The soldering bit which maintains its face indefinitely without attention, 25 models available for mains or low voltage supply. Bit sizes 3/32 to 3/8 inch. Full details in booklet S.P.5 from sole manufacturers :-

LIGHT SOLDERING DEVELOPMENTS LTD.
106, GEORGE ST., CROYDON SURREY
Tel CROYdon 8599

SIR W. G. ARMSTRONG WHITWORTH AIRCRAFT LTD.

ARMAMENTS DIVISION

**SENIOR ELECTRONIC AND ELECTRICAL
ENGINEERS**

A number of Senior Engineers both Electronic and Electrical are required for work associated with the flight trials of guided weapons.

The work is of a very varied and interesting character and includes system testing and the analysis of the behaviour of complex installations including mechanical and hydraulic components, in addition to electronic and electrical components.

A number of years' experience in electronic and/or electrical engineering is essential for these positions, and service experience of radar, radio and telecommunications is a very suitable qualification.

A university degree is not essential for these positions but practical experience and experience of experimental work is highly desirable.

These positions are responsible posts and carry attractive salaries and excellent prospects.

Pleasant working conditions and amenities are provided and an attractive superannuation scheme is in operation.

All replies should be addressed to: *Technical Appointments Officer, Sir W. G. Armstrong Whitworth Aircraft Ltd., Baginton, Nr. Coventry. Quoting reference FT(9)/ARM/TAO.*

G.E.C.

Applications are invited from young men (preferably ex-National Servicemen) under 25 years of age who possess Inter B.Sc. or 3 "A" Level G.C.E. Science Passes (preferably Physics, Pure and Applied Maths.) for admission to a newly instituted **INDUSTRY-BASED SANDWICH SCHEME.**

This is a four year course and involves alternating periods of 6 months full time studying and interesting varied practical work at these Laboratories. It is designed primarily for Physicists and Electrical Engineers and will lead to the London B.Sc. (Special Physics) or B.Sc. (Eng.). A small number of potential Chemists will also be considered. Apart from a generous salary all College and examination fees will be paid.

★ Applications should be made within 3 weeks of the appearance of this advertisement and should be addressed to :-

THE EDUCATION AND TRAINING OFFICER, RESEARCH LABORATORIES, G.E.C. LTD., EAST LANE, N. WEMBLEY, MIDD.
QUOTING REFERENCE RLL/103.

**VHF and UHF HIGH POWER TELEVISION AND
SOUND (A.M. and F.M.) TRANSMITTERS**

Pye Limited of Cambridge require for their Transmitter Design Department

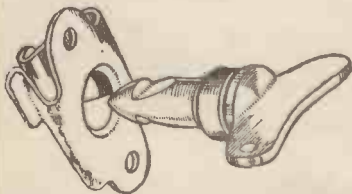
SENIOR AND JUNIOR ENGINEERS

for the design and development of the above television equipment. Previous experience of this type of work is essential.

Applications, giving brief details of qualifications and experience and quoting TKD, will be welcomed by the Chief Engineer, Pye Limited, St. Andrew's Road, Cambridge.

ODDIE FASTENERS

Pat. 5072 49



THIS FASTENER WITH ENDLESS APPLICATIONS—SIMPLE—POSITIVE SELF-LOCKING. MADE IN A VARIETY OF TYPES AND SIZES. SPECIAL FASTENERS TO SUIT CUSTOMERS' REQUIREMENTS. WIDELY USED IN THE RADIO INDUSTRY.

Illustrated brochure and other information will be gladly sent on request.

DEPT. "W.W."

Oddie, Bradbury & Cull Ltd., Southampton
Tel.: 55883 Cables: Fasteners, Southampton

**RANK PRECISION
INDUSTRIES (B.A.F.) LTD.**

have vacancies for

**EXPERIENCED
INSPECTORS
in ELECTRICAL AND
MECHANICAL TEST
DEPARTMENTS.**

H.N.C. (Mech.) or (Elect.) Engineering an advantage. Permanent and pensionable appointments. Five-day week Sports and Social Club. Applications in writing stating age, experience and qualifications to, or call for interview,

**PERSONNEL MANAGER,
RANK PRECISION INDUSTRIES (B.A.F.) LIMITED,
Woodger Road, W.12.**

**RANK PRECISION
INDUSTRIES (B.A.F.) LTD.,**

have vacancies for experienced **DESIGN DRAUGHTSMEN** and **DRAUGHTSMEN.**

The work is of an interesting nature in connexion with Precision Optical, Mechanical and Electronic Instruments; also, Sound Recording and Reproducing Equipment. H.N.C. in Electrical or Mechanical Engineering desirable, but applicants must have reached O.N.C. standard or equivalent qualification. Permanent and pensionable appointments. Canteen. Sports and Welfare facilities. Please apply to:

**The Personnel Manager,
RANK
PRECISION INDUSTRIES
(B.A.F.) LIMITED,
Woodger Road, W.12.**

RANK PRECISION INDUSTRIES (B.A.F.) LTD.

have vacancies in their laboratory for:

- (a) **SENIOR PERSONNEL** with experience and qualifications.
- (b) **ASSISTANTS** with at least 10 years' experience on electronic equipment.
- (c) **JUNIORS** with qualifications or carrying out advanced study who have considerable interests in electronics or sound reproduction.

Work includes development of sound-recording and electro-acoustical equipment amplifiers, etc., for a variety of applications. All positions are permanent and pensionable.

Applications in writing, stating age, experience and qualifications, marked (a), (b) or (c), should be addressed to

The Personnel Manager,
RANK PRECISION INDUSTRIES (B.A.F.) LIMITED,
 Woodger Road, W.12.

L/P THE RECORD LIBRARY

- OPERA
- BALLET
- SYMPHONIES
- CONCERTOS
- ORCHESTRAL MUSIC
- ARIAS
- LIEDER AND SONGS
- INSTRUMENTAL AND CHAMBER MUSIC
- COMPLETE PLAYS AND EXCERPTS

WRITE NOW FOR DETAILS

(Enclosing a stamped addressed envelope.)

SPECIAL SUMMER OFFER

All new members taking out a six months' (minimum) contract during June and July are offered a bonus of an extra month's membership—AT NO EXTRA CHARGE.

(This offer is subject to receipt of membership application with appropriate remittance on or before July 31st).

- Inclusive cost (approx.) 1/- per week each L/P borrowed.
- Return of Post Changing Service.
- Special arrangements for members wanting to hear new issues.
- You can purchase new L/Ps (MINT-UNPLAYED) from us and change Library records at the same time—POST FREE.

TO
THE L/P RECORD LIBRARY
 SQUIRES GATE STATION APPROACH,
 BLACKPOOL, LANCs.

FERRANTI LIMITED, Edinburgh

invite applications for staff appointments as Field Trials Engineers to join teams engaged in the field trials of experimental radar and navigational systems. Although primarily based at Edinburgh, much of the work necessitates travel within the U.K. while one or two of the posts will require overseas travel. Applicants should possess a Degree, H.N.C. or equivalent in electronics or electrical engineering and have had at least three years' experience in centimetric radar techniques. Salary according to age, qualifications and experience. Please apply to the Personnel Officer, Ferranti Limited, Ferry Road, Edinburgh, 5, quoting Ref. FTE/TID/59.

A PROGRESSIVE CAREER WITH AN EXPANDING ORGANISATION is offered to engineers of ability and suitable experience. Applications are invited for the following vacancies:

1. **CHIEF TEST-ENGINEER** to take charge of department concerned with the production testing of the Company's electronic products. Substantial experience is essential, preferably in a similar capacity and technical qualifications to H.N.C. standard or the equivalent are desirable.
2. **SENIOR DEVELOPMENT ENGINEERS** to undertake a responsible part in the design of a wide range of **ELECTRO-MEDICAL** instruments. Candidates should preferably possess an Honours Degree or the equivalent.
3. **DEVELOPMENT ENGINEERS** of various degrees of seniority and having qualifications ranging from O.N.C. to Degree standard are also required for the design of a variety of ship and airborne **INSTRUMENTS AND COMMUNICATIONS EQUIPMENT.**

For the development posts specialised experience in one of the fields concerned is an advantage but it is by no means essential.

All appointments are permanent and pensionable and carry attractive salaries; they offer excellent prospects and the opportunity to work on a variety of interesting projects. Apply in confidence to: Superintendent, **R. B. PULLIN & COMPANY LTD.,** Great West Road, Brentford, Middlesex.

FERRANTI LIMITED, Edinburgh

require an engineer with diesel/petrol/electric and electronics experience to join a team of Field Trials Engineers engaged in the field trials of experimental radar and navigational systems. The work involved is mainly connected with the running and maintenance of diesel generating plant and petrol-driven cooling plant but assistance in maintaining the mechanical and electrical aspects of the radar equipment will be expected. Qualifications up to H.N.C. standard preferable but not essential, with at least three years' experience in dealing with such plant. Although primarily based at Edinburgh, much of the work necessitates travel within the U.K. Salary according to age, qualifications and experience. Please apply to the Personnel officer, Ferranti Limited, Ferry Road, Edinburgh, 5, quoting Ref. E/TID/59.

INDEX TO ADVERTISERS

	Page		Page		Page
A.A. Tools	35	Fairley Aviation Co., Ltd.	199	Painton & Co., Ltd.	59
Acoustical Mfg. Co., Ltd.	16	Ferrand, Ltd.	12	Palmer, G. A. Stanley, Ltd.	98
Adcoia Products, Ltd.	18	Filmer, J. T.	155	Parmeko, Ltd.	70
Advance Components, Ltd.	43, 132	Foyle, W. & G., Ltd.	44, 122	Parsonage, W. F. & Co., Ltd.	131
Aerialite, Ltd.	38	Franks, H.	119	Partridge Transformers, Ltd.	112
Aero Research, Ltd.	23	Fringesville, Ltd.	130	P.C.A. Radio	122
A.G. Engraving	140	Frith Radiocrat, Ltd.	130	Pearce, T. W.	147
Airmec, Ltd.	7, 118	Furzehill Laboratories, Ltd.	61	Pitman, Sir Isaac, & Son, Ltd.	135
Alpha Radio Supply Co., The	101			Plessey, Ltd.	51
Altham Radio Co.	118			Post Radio Supplies	150
Ambassador Radio & Television	54	Galpins	139	Power Controls, Ltd.	20
Amplex Appliances (Kent), Ltd.	126	Gardners Radio, Ltd.	61	Premier Radio Co.	62, 63
Anders Electronics, Ltd.	108	Garrard Engineering & Mfg. Co., Ltd.	4	Proops Bros., Ltd.	92, 93
Antex	114	Gee Bros., Radio, Ltd.	120	Pullin, R. B.	149
Antiference, Ltd.	25	General Electric Co., Ltd.	23	Pye, Ltd.	13
Appointments Vacant	107, 109, 128, 130, 131, 132, 133, 134, 148, 149	Gillone Electric, Ltd.	142	Pye, W. G., Ltd.	52
Arcoelectric Switches, Ltd.	48	Gilson, R. P., Ltd.	147		
Arcante Acoustic Laboratories, Ltd.	40	Gladstone Radio	123	Quartz Crystal Co., Ltd.	142
Ariel Sound, Ltd.	82	Glaser, L. & Co.	151		
Armstrong Wireless & Television Co., Ltd.	42, 141	Goldring Manufacturing (Gt. Britain), Ltd.	51	Radio & Electrical Mart, The	126
Aspden, W.	135	Goodman Industries, Ltd.	130	Radio & T.V. Components (Acton), Ltd.	129
Automatic Coil Winder & Electrical Equipment Co., Ltd.	1	Goodsell, Ltd.	83	Radio Component Specialists	103
Automatic Telephone & Electrical Co., Ltd.	41	Grampian Reproducers, Ltd.	83	Radio Exchange Co., The	110
		Gray, Arthur, Ltd.	119	Radio Ham Shack	65
		Grayshaw Instruments	120	Radio Resistor, Ltd.	40
		Griffiths Hansen (Recordings), Ltd.	130	Radio Servicing Co.	60
		Grundig (Gt. Britain), Ltd.	78	Radiospares, Ltd.	130
				Radio Supply Co.	96, 97
Bates Surplus Stores	134			Radio Traders, Ltd.	125
Beamish, W.	146	Hall Electric, Ltd.	6	R.C.A., Great Britain, Ltd.	37
Bell, John L. Croyden	44	Hanney, L. F.	121	Reliance Mfg. Co. (Southwark), Ltd.	138
Belling & Lee, Ltd.	69, 107	Harris, D.	156	Robinson, P. C. & Partners	128
Bel Sound Products, Ltd.	130	Hartley, H. A., Co., Ltd.	36	Rogers Development Co.	117
Benson, W. A.	140	Hatfield Radio	124	Rola Celestion, Ltd.	7
Berry's (Short Wave) Ltd.	106	Hatter & Davis, Ltd.	146	Rollet, H. & Co., Ltd.	130
Bird, S. S. & Son, Ltd.	8	Henley's, W. T. Telegraph Works Co., Ltd.	145	Rudman Darlington (Electronics), Ltd.	82
Birmingham Sound Reproducers, Ltd.	64	Henry's (Radio), Ltd.	127		
B. K. Partners, Ltd.	104	Hilger & Watts, Ltd.	58	Salford Electrical Instruments, Ltd.	45
Blickvac Engineering, Ltd.	70	Hivac, Ltd.	74	Samsons Surplus Stores	122
Bradmatic, Ltd.	102	Holleys Radio	131	Sangamo Weston, Ltd.	78
Britain, Chas. (Radio), Ltd.	125	H.P. Radio Services, Ltd.	128	Savage Transformers, Ltd.	145
British Communicator Corp., Ltd.	140	Hughes, F. A. & Co., Ltd.	52	Service Radio Spares	122
British Distributing Co.	140	Hunton, Ltd.	108	Shawe Metal Spinning Works	118
British Institute of Engineering Technology	146			Shiemens & Halske	28
British Insulated Callender's Cables, Ltd.	142, 14			Sigbee Electrical Instruments Co., Ltd.	130
British National Radio School	123			Simmonds, L. E., Ltd.	84
British Physical Laboratories	84			Smith, G. W. (Radio), Ltd.	105
British Sarozal, Ltd.	136			Smith, H. L. & Co., Ltd.	144
British Thomson-Houston Co., Ltd.	58			Solartron Electronic Group, Ltd.	109
Brookes Crystals, Ltd.	104			Southern Radio Supply, Ltd.	135
Brown, S. G., Ltd.	98			Specialist Switches	142
Bulgin, A. F. & Co., Ltd.	Edit. 351			Specto, Ltd.	102
Bull, J., & Sons	113			Spencer-West	144
Bullers, Ltd.	50			Stamford, A. L.	128
				Standard Telephones & Cables, Ltd.	30, 67, 75
				Steadie Insulations, Ltd.	32
				Stern Radio, Ltd.	90, 81
				Stewart Transformers, Ltd.	116
				Stratton & Co., Ltd.	4
				Suflex, Ltd.	55
				Sugden, A. R. & Co. (Engineers), Ltd.	47
				Superior Radio Supplies	116
				Sutton Coldfield Electrical Engineers	121
				Tannoy Products, Ltd.	130
				Taylor Electrical Co., Ltd.	106
				Taylor Tunnicliff (Refractories), Ltd.	99
				Technical Suppliers, Ltd.	50
				Technograph Printed Circuits, Ltd.	20
				Tektronix Inc.	26
				Telecraft, Ltd.	130
				Telegraph Condenser Co., Ltd.	Cover III
				Telegraph Construction & Maintenance Co., Ltd.	117
				Tele-Radio (1943), Ltd.	144
				Teletron Co., The	114
				Trix Electrical Co., Ltd.	Edit. 349
				T.R.S.	123
				Uncles, Bliss & Co., Ltd.	138
				Universal Book Co.	147
				Universal Electrical Instrument Corp.	133
				Universal Electronics	128
				University of Southampton	130
				Valradio, Ltd.	100
				Verdik Sales, Ltd.	134
				V.E.S. Wholesale Services, Ltd.	124
				Vitec Bulb	122
				Vortexion, Ltd.	77
				Walmore Electronics, Ltd.	112
				Watts, Cecil E.	130
				Wayne Kerr Laboratories, Ltd.	The 2
				Webber, R. A., Ltd.	128
				Webb's Radio	111, 130
				Westinghouse Brake & Signal Co., Ltd.	115
				Westwood, L.	124
				Weymouth Radio Mfg. Co., Ltd.	112
				Wharfedale Wireless Works	34, 120
				Whitaker, H.	120
				White, S. S. Co. of Gt. Britain, Ltd.	The 98
				Wilkinson, L. (Croydon), Ltd.	142
				Wilson, Ronald	104
				Wisey Television, Ltd.	104
				Wright & Weaire, Ltd.	5
				Young, C. H.	126
				Z. & I. Aero Services, Ltd.	136



PRINTED CIRCUITS

Specialisation

To the equipment maker, the printed circuit is just one more component, but experience in the manufacture and marketing of this particular item has proved beyond doubt that it is a job for the specialist.

The T.C.C. Organisation with its enormous research, development and production facilities backed by half a century of specialisation, has been made available for printed circuitry. Special design and drawing office facilities are provided to enable equipment makers to take full advantage of the technique on new designs of radio and T.V. receivers, electronic and electrical equipment.

Engineers specialising in the design of electrical and electronic equipment on to printed circuits and a laboratory studying the physical and chemical problems, such as surface finishes, plating, dip soldering, etc., are also available. A special photographic department is also staffed by operators trained to work to the close dimensional limits required.

The production of T.C.C. Printed Circuits is the combined contribution of all these sections, and every stage is carried out in a completely self-contained works.

As a technical service to the industry T.C.C. offer these facilities. To manufacturers we say "Discuss your printed circuit problems with our engineers. Put yourself in our hands, with full confidence that T.C.C. printed circuits are backed by all the resources of an established specialist organisation".

THE TELEGRAPH CONDENSER CO. LTD

SPECIAL PRODUCTS DIVISION

NORTH ACTON · LONDON · W.3 · Telephone: ACORN 0061



**HIGH QUALITY
AMPLIFIER
MANUFACTURER
ADOPTS NEW**



Assembling and soldering a Leak TL10 "Point One" High Fidelity Amplifier.

**Ersin Multicore
SAVBIT ALLOY**

After extensive tests in their Laboratory H. J. Leak & Co. Ltd., the well known manufacturers of high quality amplifiers, pick-ups, and tuners, have now decided to standardise on the use of Ersin Multicore Type 1 SAVBIT Alloy in the manufacture of their equipment.

H. J. Leak & Co. Ltd., who have always prided themselves on the high standard of their wiring and soldering, believe that by the use of SAVBIT Alloy they can ensure an even higher consistent quality of soldering, because their soldering irons remain in good condition 10 times longer than when using an ordinary tin/lead alloy.

Ersin Multicore SAVBIT Alloy contains 5-cores of extra fast type 366 non-corrosive Ersin flux, and the very small proportion of copper also contained prevents the absorption of copper from the soldering iron bit.

At present SAVBIT Alloy is available only to manufacturers. Many of the leading firms in the electronic industry have adopted the use of SAVBIT Alloy as a means of improving their soldering efficiency.

Ersin Multicore SAVBIT is supplied on 7-lb and 1-lb reels in 14, 16, and 18 s.w.g.



7 lb. REELS

6 tin/lead alloys, 9 gauges for factory use. Prices on application.



SIZE 1 CARTON

Available in 4 specifications; e.g. C16018: 60/40, 18 s.w.g. 51 ft. 5/- each (subject)

Catalogue Ref. No.	Alloy Tin Lead	S.W.G.	App. length per carton
C 16014	60/40	14	19 feet
C 16018	60/40	18	51 feet
C 14013	40/60	13	17 feet
C 14016	40/60	16	36 feet

Bib WIRE STRIPPER AND CUTTER



Strips insulation; cuts wire; splits plastic twin flex. Adjustable to most wire thicknesses. 3/6 each (subject).

Bib RECORDING TAPE SPLICER

Makes accurate jointing of recording tape simple and quick. 18/6 (subject).



TECHNICAL INFORMATION

Write for Publication S955 giving full details of Ersin Multicore Type 1 Savbit Alloy.



Bib THERMOMETER

Measures temperature of solder on bits and in baths up to 400°C. Calibrated also in Fahrenheit. £6.12.6.

HOME CONSTRUCTOR'S

2/6 PACK (subject)

Contains 19 ft. of 18 s.w.g. 60/40 alloy. Also obtainable with 40 ft. of 22 s.w.g. 60/40 alloy for soldering printed circuits.

