


FEBRUARY 1956

TWO SHILLINGS

# Wireless World


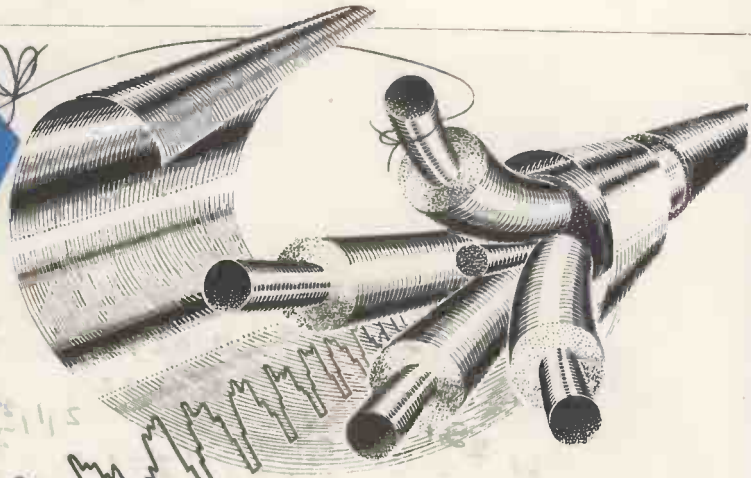
ELECTRONICS

Radio · Television



**FORTY-FIFTH YEAR OF PUBLICATION**

**PRECISION TELEVISION  
RELAY CABLES**  
to meet severe system  
requirements




For the highest standards  
of television and radio  
relay engineering


**BICC**

**POLYTHENE INSULATED  
& SHEATHED CABLES**

Further information is  
available on request.



**AUDIO FREQUENCY CABLES**  
of quad, double quad and  
figure 8' construction



**BRITISH INSULATED CALLENDER'S CABLES LIMITED**  
21 BLOOMSBURY STREET · LONDON, W.C.1



# Wireless World

ELECTRONICS, RADIO, TELEVISION

Managing Editor: HUGH S. POCOCK, M.I.E.E.  
Editor: H. F. SMITH  
Assistant Editor: F. L. DEVEREUX, B.Sc.

FEBRUARY 1956

## In This Issue

Editorial Comment .. .. .	53
Distortion in Electrostatic Loudspeakers .. .. .	54
World of Wireless .. .. .	56
Two-Metre Transmitter-Convertor .. .. .	G. P. Anderson 60
Books Received .. .. .	66
Radar Guided Missiles .. .. .	67
Low-Voltage Stabilization .. .. .	70
Precision Photographic Timer .. .. .	J. G. Thomason 71
Loudspeaker Enclosure Design—2 .. .. .	E. J. Jordan 75
Letters to the Editor .. .. .	80
F.M. for B.F.N. .. .. .	J. D. Parker 81
Voltage Coincidence Oscilloscope .. .. .	R. J. D. Reeves 85
Short-Wave Conditions .. .. .	87
Distribution Systems .. .. .	J. Kason 88
Loops Within Loops .. .. .	"Cathode Ray" 91
A.F.C. Unit for F.M. Receivers .. .. .	C. H. Banks 95
Simplified "Wow" and "Flutter" Measurement .. .. .	R. G. Wicker 97
February Meetings .. .. .	99
Random Radiations .. .. .	"Diallist" 100
Unbiased .. .. .	"Free Grid" 102

VOLUME 62 NO. 2  
PRICE: TWO SHILLINGS  
  
FORTY-FIFTH YEAR  
OF PUBLICATION

PUBLISHED MONTHLY (4th Tuesday of preceding month) by ILIFFE & SONS LTD., Dorset House, Stamford Street, London, S.E.1. Telephone: Waterloo 3333 (60 lines). Telegrams: "Ethaworld, Sedist, London." Annual Subscription: Home and Overseas, £1 12s. 6d. U.S.A. and Canada \$5.00. BRANCH OFFICES: BIRMINGHAM: King Edward House, New Street, 2 Telephone: Midland 7191. COVENTRY: 8-10, Corporation Street. Telephone: Coventry 5210. GLASGOW: 26a, Renfield Street, C.2. Telephone: Central 1265. MANCHESTER: 260, Deansgate, 3. Telephone: Blackfriars 4412. OVERSEAS OFFICES: U.S.A.: 111, Broadway, New York, 6, N.Y. Telephone: Digby 9-1197. CANADA: 74, College Street, Toronto, 2, Ontario. Telephone: Walnut 4-5631.

# MULLARD MAINTENANCE MANUAL



## with supplementary data service

This new Mullard publication provides a quick reference for essential information on Mullard receiving valves and tubes. Data given include typical operating conditions, limiting values and base connections.

Free supplementary data sheets will be issued from time to time, until a new edition of the Manual is published, to enable copies to be kept up-to-date.

The Mullard Maintenance Manual is obtainable from radio dealers, who can also arrange for the supply of free supplementary data sheets. In case of difficulty, apply direct to Mullard Ltd., Valve Sales Department, Century House, Shaftesbury Avenue, London, W.C.2.

### CONTAINING

- ▶ *Comprehensive valve and tube replacement guide.*
- ▶ *Essential data with dynamic operating conditions of current and obsolete Mullard receiving valves and picture tubes.*

PRICE 10/6

# Mullard



MULLARD LTD., CENTURY HOUSE, SHAFTESBURY AVENUE, LONDON, W.C.2  
MVM 346



## Practical Uses of "Scatter"

UNTIL quite recently, long-distance communication was not considered possible on frequencies higher than about 30 Mc/s. It was thought that, on these higher frequencies, the so-called "space-wave" would constitute the only useful part of the emitted radiation, and that attainable ranges would be limited to a distance only slightly beyond the horizon. But now it has been found possible, by making use of the phenomenon of "scattering," to extend the range of transmission, in both the v.h.f. and u.h.f. bands, to distances far beyond the horizon; in fact, to establish reliable communication systems over ranges of 200 to 1,200 miles.

There are two distinct systems of scatter transmission, both of which have been discussed in our pages. To recapitulate, the first makes use of a scattering region existing in the lower part of the ionospheric E layer. By the use of highly directional transmitting and receiving aerials, each trained upon a selected area of the scattering region, a usable signal is produced up to distances of 1,200 miles. This communication system is most effective on frequencies in the lower v.h.f. range (of the order of 50 Mc/s). The advantage of this system is that it is largely independent of the ionospheric vagaries which afflict h.f. communications; no frequency changing is necessary and it is not affected by ionospheric disturbances. Its main disadvantages are that it is essentially a narrow-band system, and so will not carry high-quality telephony or television signals. All the same, it is easy to see that the method has many possibilities. It could provide many new channels for telegraphy and perhaps for speech-quality telephony, thus supplementing the overcrowded channels in the h.f. bands. Given the necessary international co-operation, chains of v.h.f. scatter stations could, by spanning the oceans in island-to-island hops, link together the main land masses of the world.

The second system depends on scattering from a region which exists in the lower atmosphere by virtue of air turbulences which are always present there, and which constitute the scattering centres. Again, highly directional transmitting and receiving aerials must be aimed at a common scattering area, but in this case, as the area is at a lower level, the

maximum range attainable is shorter, being of the order of 200 miles. Here the usable frequencies are in the u.h.f. band, from 500 Mc/s upwards. Successful American experiments have been carried out on about 900 Mc/s. According to reports, the method has been used in the U.S.A. for the transmission of 12 speech-frequency channels and for television. Indeed, the width of the band covered is the great advantage. The most obvious use for u.h.f. scatter is for the international exchange of television programmes; by its use, many costly cable circuits and chains of closely spaced relay stations could be eliminated. For example, it should just be possible to transmit television signals directly between Paris and London without any intermediate relaying. Eventually, a world-wide exchange of television programmes should become at least technically possible. It would seem over-optimistic, though, to suggest at present that Europe and the United States could be linked for television exchanges, at least by the direct westerly route.

In America, where much work has already been done on scatter propagation, it has been forecast that the new techniques will fill a gap in providing reliable communication at distances between, very roughly, 100 miles and 1,000 miles. The lower limit is too long for normal v.h.f. or u.h.f. line-of-sight propagation, while the upper is considered too short for reliable h.f. working *via* the ionosphere. "Reliable" is here the operative word; the scatter system has yet to prove itself over extended tests in different parts of the world. It may well prove to be more reliable than ionospheric h.f. transmission for working over notoriously difficult signal paths.

An objection sometimes put forward on economic grounds is that the aerials needed for the scatter system are costly and that transmitting powers are high. Against this, it may be urged that transmitters and aerials are inherently cheaper than those for l.f. stations, which have, in the past, succeeded in paying their way—indeed, they are still in use for special purposes. The scatter system has been described as inelegant, but there is little doubt it will eventually be developed into an important supplement to existing communications resources.

# DISTORTION IN

# Electrostatic Loudspeakers

## CONDITIONS NECESSARY FOR LINEAR OPERATION

**A**FTER holding undisputed supremacy for a quarter of a century the moving coil principle of drive for loudspeakers must now meet growing competition from the electrostatic principle, which has been shown to be capable of intrinsically better performance from the point of view of non-linearity distortion.

Basic Formulæ

$$Q = CV = \frac{\kappa AV}{d}$$

$$C = \frac{\kappa A}{d}$$

$$V = \frac{Qd}{\kappa A}$$

$$F = \frac{QV}{2d} = \frac{\kappa AV^2}{2d^2}$$

Recent articles<sup>1, 2, 3</sup> have reviewed the theoretical basis and given some pointers to the practical requirements for the realization of low distortion levels. The material presented was voluminous and to those readers who remember the Vogt loudspeaker<sup>4</sup> of the late '20s may not have seemed to include any

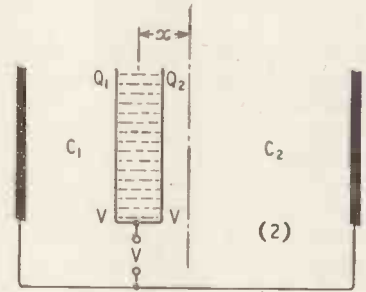
new feature. Like the latest designs it operated on the push-pull system with a polarizing voltage applied through a resistance to a thin diaphragm supported midway between perforated metal plates, to which the signal was applied "differentially" (i.e., in push-pull).

This form of construction gave a marked improvement over the single fixed plate electrostatic loudspeaker, but non-linearity due to the increased force as the diaphragm approached either of the two fixed plates was acknowledged and to some extent compensated by adjustment of the elasticity and diameter of the diaphragm.

This non-linearity arises because the force acting on the diaphragm, which is always zero in the mid position, increases when the diaphragm is displaced — except in one particular set of circumstances, which we shall discuss later. The displacement need not

be due to the applied signal voltage and can be mechanical. It is, in fact, convenient at this stage to forget the effect of the signal and to concentrate only on the stability of the diaphragm under the influence of the polarizing voltage alone, for if there is a non-linear force already in action the signal can only add to it.

Some useful basic electrostatic formulæ are given in the accompanying panel, and if we apply them to the four diagrams we should be able to see why some electrostatic loudspeakers distort and others do not. The formulæ assume the use of rationalized MKS units and that  $\kappa$  = total permittivity of the space between electrodes,  $A$  = area of electrodes,



$$F = \frac{\kappa AV^2}{2(d-x)^2} - \frac{\kappa AV^2}{2(d+x)^2}$$

$$= \frac{2\kappa AV^2 dx}{(d^2 - x^2)^2}$$

$$Q_1 = \frac{\kappa AV}{(d-x)}$$

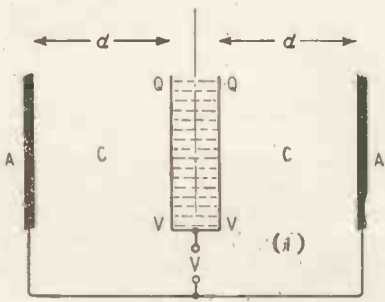
$$Q_2 = \frac{\kappa AV}{(d+x)}$$

(2) Conducting diaphragm, directly connected and displaced from mid position

$C$  = capacitance,  $Q$  = charge,  $V$  = voltage and  $F$  = force. The thickness of the central diaphragm has been exaggerated so that the existence of conductivity between the two surfaces can be shown by horizontal shading.

Diagram (1) represents a diaphragm exactly centred between the fixed plates with a polarizing voltage  $V$ , which will be the same on both sides, since the diaphragm is a conductor. The capacitance on both sides is the same, so the charges will also be equal. While the diaphragm remains central it will experience no resultant force.

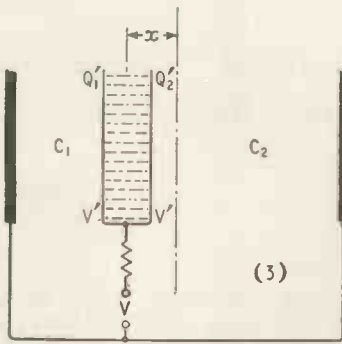
In diagram (2) the diaphragm has been displaced a distance  $x$ . Both faces are still at the same potential, but the capacitances on each side are unequal and there must be a redistribution of charge. There



$$F = \frac{\kappa AV^2}{2d^2} - \frac{\kappa AV^2}{2d^2} = 0$$

(1) Conducting diaphragm, mid position, directly connected

<sup>1</sup> A. A. Janszen, *Journal Acoustical Engineering Society*, Vol. 3, No. 2, April, 1955.  
<sup>2</sup> P. J. Walker, *Wireless World*, May, June, August, 1955.  
<sup>3</sup> H. J. Leak, *The Gramophone*, May, 1955.  
<sup>4</sup> *Wireless World*, 12th September, 1928, p. 309 and 29th May, 1929, p. 553.  
<sup>5</sup> *Wireless Engineer*, May, 1955, p. 119.



$$\kappa AV' \left( \frac{1}{d-x} + \frac{1}{d+x} \right) = Q'_1 + Q'_2 = 2Q$$

$$V' = \frac{2Q}{\kappa A \left( \frac{1}{d-x} + \frac{1}{d+x} \right)}$$

$$F = \frac{\kappa A}{2} \left( \frac{1}{(d-x)^2} - \frac{1}{(d+x)^2} \right) = \frac{4Q^2}{\kappa^2 A^2 \left( \frac{1}{d-x} + \frac{1}{d+x} \right)^2}$$

$$= \frac{2Q^2 x}{\kappa A d}$$

(3) Conducting diaphragm, displaced and fed through a high resistance (constant total charge)

is a resultant force on the diaphragm which does not vary linearly with the displacement  $x$ .

So far we have assumed that the conducting diaphragm is directly connected to the polarizing source and that current can flow to make up the change of  $Q$  necessary to satisfy the equation  $Q=CV$  when  $V$  is kept constant and  $C$  is changed. Under these conditions  $(Q_1+Q_2)$  will never be less than  $2Q$ .

If a resistance is inserted between the source and the diaphragm it will not affect the conditions (2) if the time constant it forms with  $C_1$  and  $C_2$  is short compared with a half-cycle of the applied signal; this condition is satisfied by the values which were used for safety resistances in the early electrostatic loudspeakers.

When the series resistance gives a time constant long compared with a half period of the lowest audio frequency the charge on the diaphragm cannot change appreciably from its average value  $(Q'_1+Q'_2) \approx 2Q$ , so when displaced the potential of the diaphragm must fall to a new value  $V'$ , diagram (3). But, and this is the important point, the charges on each side of the diaphragm will still be dissimilar; and, although we are now working under "constant total charge" conditions there is still a force due to the polarizing voltage when the diaphragm is displaced. This force is linear with displacement, but is not due to the signal and is, therefore, a distortion.

W. T. Cocking has shown<sup>5</sup> that all unwanted forces will disappear only when the two faces of the diaphragm are insulated from one another. Under these conditions, with no possibility of migration of charge as the result of the changes of capacitance, and with separate high resistors feeding each side of the diaphragm, it will be the potentials  $V_1$  and  $V_2$  which will accommodate themselves to satisfy  $Q=CV$ . With voltage varying directly with electrode

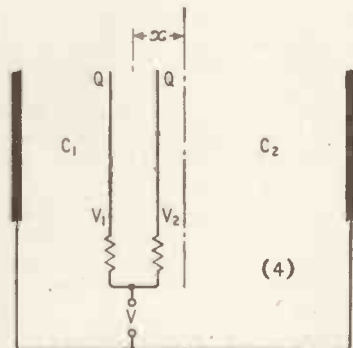
spacing we now have exact compensation and there will be no force due to the polarizing voltage, irrespective of the position of the diaphragm, (4).

Having disposed of the forces both linear and non-linear arising from the presence of the charge itself, the force due to the establishment of an additional signal field between the two outer fixed plates may be considered separately and unhindered. This is simply the product of the charge and the field strength due to the signal and is independent of the position of the charge in the field.

The object of this note has been to point out that a series resistance will not by itself linearize the electrostatic loudspeaker; the diaphragm must be an insulator so that the migration of the charge between faces is prevented—at least for the duration of a half-cycle of the lowest frequency to be reproduced. If the surfaces of the diaphragm are sprayed to make them conducting, the polarizing voltage must be fed through separate high resistances to each side. A simpler practical approach would seem to be to leave the diaphragm uncoated and rely on the surface resistivity being high, but not as high as the bulk resistivity of the material.

When the electro-mechanical driving force has been linearized there still remain a number of problems for the designer, but they are far less onerous than those associated with the moving-coil drive. The light mass of the electrostatic diaphragm implies much less internally circulating energy in the form of momentum. The load is predominantly that due to the acoustic radiation resistance and the mechanical reactive component is negligible. Good transient response should therefore be easier to achieve, and because the diaphragm is being driven over the whole of its surface, variations due to "break-up" of the vibrating surface—a feature inseparable from coil-driven cone diaphragms at high frequencies—are negligible.

The only remaining problems are how to ensure adequate air loading at very low frequencies and how best to match the capacitive electrical impedance to the amplifier.



$$V_1 = \frac{Q(d-x)}{\kappa A} \quad V_2 = \frac{Q(d+x)}{\kappa A}$$

$$F = \frac{\kappa AV_1^2}{2(d-x)^2} - \frac{\kappa AV_2^2}{2(d+x)^2}$$

$$= \frac{Q^2}{2\kappa A} - \frac{Q^2}{2\kappa A} = 0$$

(4) Insulating diaphragm, displaced, with conducting surfaces separately fed through high resistances



# WORLD OF WIRELESS

## Organizational, Personal and Industrial Notes and News

### London Audio Fair

SOME forty manufacturers of high-quality sound reproducing equipment will be demonstrating their products at an "Audio Fair" to be held at the Washington Hotel, Curzon Street, London, W.1, on April 13th, 14th and 15th. Though there will be exhibition stands on the ground floor of the hotel, the emphasis of the show will be on demonstrations, to be given in rooms on the upper floors under conditions closely simulating those obtaining in the home. The show is being organized by a six-man committee comprising members of audio manufacturing firms.

Admission will be by invitation card, obtainable free from radio dealers, or, in case of difficulty, from London Audio Fair, 17, Stratton Street, London, W.1. Opening hours: 11.0 a.m. to 9.0 p.m.

### Lancashire I.T.A.

WITHIN a fortnight of its removal from the site of the I.T.A. Lichfield station on January 31st, the Belling-Lee pilot transmitter is scheduled to be radiating from Winter Hill, Lancs. Test transmissions from G9AED on channel 9 are due to start on February 13th. Although weather conditions have delayed the completion of the I.T.A. aerial at Lichfield test transmissions using 50 kW are scheduled to begin on February 1st.

### R.T.E.B. Widens Scope

FOUNDED in 1942 for the purpose of holding half-yearly examinations for the awarding of radio and television servicing certificates, the Radio Trades Examination Board has now been granted incorporation by the Board of Trade. The holding of examinations has so far been its main activity but the Board of Trade licence to dispense with the word "Limited" has been granted on the specific objects of:—

(a) the promotion of a high standard of skill and efficiency in the technique and work of persons employed or otherwise engaged as radio mechanics, technicians and tradesmen in the radio and allied trades, and

(b) to organize, hold and conduct from time to time either alone or through or in conjunction with any appropriate body, such trade tests and examinations as to the Association may be deemed necessary or expedient to test or determine the skill and efficiency of such persons in such work.

The Board comprises representatives of the Radio Industry Council, the Radio & Television Retailers' Association, the Scottish Radio Retailers' Association and the British Institution of Radio Engineers, from whose offices at 9, Bedford Square, London, W.C.1, the Board operates.

### Crystal Palace Tests

IT is anticipated that within a few days of the publication of this issue, tests will start from the new B.B.C. London transmitter at Crystal Palace. The permanent vestigial-sideband transmitter, supplied by Marconi's, is already installed but a temporary 250-foot mast and aerial have been erected as modifications have had to be made to the permanent mast to accommodate the I.T.A. aerial.

### News in Morse

ONE of the many sides of the work of the Central Office of Information is the daily transmission of news and comment on current affairs to British Information Centres overseas. Except for the service to North America, for which an R.T.T. (printing radio telegraph) link employing frequency-shift keying ( $\pm 200$  c/s) is now used, the bulletins are sent in morse or by the Hellschreiber method.

Below, we give the latest schedule of morse transmissions, the speed of which varies from 22 to 28 words per minute.

Region	Times (G.M.T.)	Call	Freq. (M:is)
Distant Europe ...	Monday 0200-0430 } Tues. to Sun. 0300-0530 }	GIQ25	5.365
Middle East ...	Monday 0200-0430 } Tues. to Sun. 0300-0530 }	GIQ29	9.380
Caribbean ...	Mon. and Fri. 1145-1315 } Tues. to Thurs. 1215-1315 } Mon. to Fri. 1700-1830 }	GIB36 GIB33	16.190 13.910
South America ...	Mon. and Fri. 2015-2130 } Mon. to Sat. 2130-2315 } Mon. to Sat. 2330-0230 } Monday 0030-0230 }	GIN31 GIS27	11.645 7.780
Africa ...	Mon. to Fri. 0900-0930	GCB39	19.005
South East Asia ...	Sunday 1915-2115 } Tues. to Fri. 1715-2215 } Mon. and Sat. 1615-1715 }	GAY27	7.447

### World's Technical Press

EACH month our sister journal *Wireless Engineer* publishes some 300 abstracts from and references to articles appearing in the world's technical press. In the preparation of these abstracts by the Radio Research Organization of the Department of Scientific and Industrial Research nearly 200 journals are regularly scanned.

The index to the 3,800 abstracts and references published in 1955 will be included with the March issue of *Wireless Engineer* published on March 5th.

An index for the years 1946-53 has recently been published by the American Institute of Radio Engineers, from whom copies are available, price \$2.35. There is a special price of \$1.75 for colleges and public libraries outside the United States.



## NEW YEAR HONOURS

**Air Commodore W. E. G. Mann, C.B.E., M.I.E.E.,** R.A.F. (ret.), who is appointed a Companion of the Order of the Bath (C.B.), has been director-general of navigational services (civil aviation) in the Ministry of Transport and Civil Aviation for the past six years. During the war he was chief signals officer, R.A.F. Middle East, and has held several administrative telecommunications posts since joining the Ministry in 1945.

**W. J. Richards, C.B.E.,** who is also appointed a C.B., has been director of the Radar Research Establishment, Malvern, since the amalgamation in 1953 of the Telecommunications Research Establishment, of which he was chief superintendent, and the Radar Research and Development Establishment. He joined the Royal Aircraft Establishment at Farnborough, in 1925 and during the war was deputy director of scientific research (armament) at the Ministry of Aircraft Production.

**Brigadier R. Gambier-Parry, C.M.G.,** director of communications in the Foreign Office, is promoted to a Knight Commander of the Order of Saint Michael and Saint George (K.C.M.G.).

**Captain C. F. Booth, O.B.E., M.I.E.E.,** who has been promoted to Commander of the Order of the British Empire (C.B.E.), succeeded A. H. Mumford as an assistant engineer-in-chief at the Post Office two years ago. He joined the Radio Branch laboratories of the Post Office at Dollis Hill in 1923 and ultimately became staff engineer-in-charge. He is particularly well known in the international field of radio because of his participation in international conferences. He is a member of the technical sub-committee of the Television Advisory Committee and is chairman of the committee set up to advise the P.M.G. on Band III transmitter aerial siting.



**C. W. Oatley, M.A., M.Sc.,** last year's chairman of the I.E.E. radio section, becomes an O.B.E. Since 1945 he has been a Fellow of Trinity College Cambridge, and lecturer in the engineering department of Cambridge University. For twelve years prior to the war he was a member of the staff of the Physics Department of King's College, London, and during the war was for some time in charge of basic work at the Radar Research and Development Establishment.

**J. D. S. Rawlinson, B.Sc.(Eng.), M.I.E.E.,** who also becomes an O.B.E., has been superintendent of scientific personnel in the Royal Naval Scientific Service of the Admiralty since 1947. He is also chairman of the selection board for scientific and experimental officer class entrants to the Scientific Civil Service.

Among those appointed Members of the Order of the British Empire (M.B.E.) are **A. Bowen, B.T.H.** electronics engineering department, Rugby, **R. G. Hodges,** senior experimental officer at the Ministry of Supply's Radar Research Establishment, **G. E. Randall,** radio officer in S.S. *Scottish Hawk* (Siemens Brothers), and **D. C. Rogers, A.M.I.E.E.,** section head at Standard Telephones and Cables works at Ilminster, Somerset. Mr. Bowen, who joined B.T.H. in 1922, was a member of the team formed in 1939 to develop radar equipment and has since been continually associated with the design of military radar gear. Mr. Rogers joined S.T.C. in 1939 and since the war has been at Ilminster, where he is concerned with the development of u.h.f. valves.

**D. F. W. Archer,** radio operator (supervisor), R.A.F. Cheadle, Staffs, and **R. A. Lenton,** wireless operator in the Falkland Islands Dependencies Survey, are among the recipients of the British Empire Medal.

## PERSONALITIES

**J. R. Brinkley, M.Brit.I.R.E.,** who is well known to *Wireless World* readers for his contributions on frequency allocations, especially with relation to mobile radio, has been appointed managing director of rye Telecommunications, Limited, and an executive director of Pye, Limited, which he joined in 1948. He received his early training in the G.P.O. Line and Radio Department and in 1942 transferred to the Home Office where he was concerned with the development of the radio systems for the police and fire services. Mr. Brinkley is a member of the P.M.G.'s mobile radio committee as a representative of the Mobile Radio Users' Association, of which he is technical adviser.

**H. K. Milward, B.Sc., A.M.I.E.E.,** who contributed the articles on an introduction to transistor electronics in the February and March issues last year, has retired from the Army and joined Pye Telecommunications. Major Milward, who took his degree at the Military College of Science in 1949, is joint author with Major Hallows of "Introduction to Valves," published from this office in 1953. From 1939 to 1942 he was staff officer (radar) and instructor at the Army Radar School, at Watchet. Since then he has held a number of administrative and technical posts in Royal Signals, including that of technical staff officer, School of Signals, Catterick.

**Brigadier L. de M. Thuillier** was recently appointed director of telecommunications, War Office, and will hold the temporary rank of major-general. For the past 18 months he has been chief signal officer, Northern Command, having previously held a similar post at the British headquarters in Egypt. He was commissioned in the Royal Signals in 1926 at the age of 21.

**Professor J. R. Whitehead, B.Sc., A.M.I.E.E.,** who, from 1939 to 1951 was on the staff of the Telecommunications Research Establishment of the M.O.S. and has since then been associate professor of physics in McGill University, Montreal, has been appointed head of the new research laboratories of R.C.A. Victor, in Montreal.

**R. H. Hammans,** the new president of the R.S.G.B., recently became chief engineer of Granada TV Network, one of the I.T.A. programme contractors. He was for a few years on the staff of the International Marine Radio Company before joining the B.B.C. in 1935, where for nine years he was head of the television unit in the planning and installation department. On January 27th he will deliver his presidential address to the Society on single side-band transmission which he employs at his station G2IG.

**H. T. Sayer,** who has been for some years engineer-in-charge of Marconi's aeronautical radio servicing establishment, at Croydon, has retired after more than forty years' service with the company. During the last war he was an instructor at the Admiralty Signal Establishment, and before the nationalization of the airlines he was chief instructor at the Marconi radio school at Croydon. He is succeeded as engineer-in-charge at Croydon by **W. L. Munday.**

**J. N. M. Legate, B.Sc., A.M.I.E.E.,** has been appointed assistant chief engineer in the industrial control department of Metropolitan-Vickers Electrical Company, which he joined as a college apprentice in 1931. Since 1947 he has specialized in electronic control.

**D. H. Murdoch,** who was recently appointed head of the telecommunications section of the Oversea Press Services Division of the Central Office of Information, was for ten years assistant superintendent on the staff of the Inspector of Wireless Telegraphy at the G.P.O.

He joined the Post Office in 1916 and since 1922 has been in the wireless telegraph section. During the war he was for some time in charge of coastal radio stations and interception stations. For two years (1946 to 1948) Mr. Murdoch was seconded to the radio section of the Control Commission in Germany.

## OUR AUTHORS

**J. G. Thomason**, author of the article describing a photographic timer, worked on communications circuit research during the war and returned to Liverpool University in 1946 to complete a science degree. He subsequently joined the Atomic Energy Research Establishment from which he transferred to the Radar Research Establishment in 1954. He is the author of a recent book on negative feedback theory ("Linear Feedback Analysis," Pergamon Press).

**R. J. D. Reeves**, contributor of the article "Voltage Coincidence Oscillograph" in this issue, is a project engineer with E. K. Cole Limited, which he joined in 1949. He was formerly a control room engineer with the B.B.C. Among the development projects undertaken by our contributor, who is at present investigating stroboscopic methods in oscillography, are linear amplifiers, radar ranging systems and klystron control systems.

**J. Kason**, who surveys sound and television distribution systems on page 88, is senior engineer-in-charge of the television relay laboratory of E.M.I.'s domestic electronics division, where he is responsible for the design and development of television relay equipment. He received the National Diploma in electrical engineering at the Polytechnic, London, where he afterwards did post-graduate research in electro-acoustics.

**R. G. Wicker**, author of the article on "wow" and "flutter" measurement, spent four years in the R.A.F. as a fitter of airborne radar before joining the G.E.C. in 1948, where he is now engaged mainly on the development of signal generators and signal sources for use within the company. He is a part-time teacher of radio and mathematics at the Birmingham College of Technology and is a founder member of the Coventry group of the International Radio Control Model Society.

## OBITUARY

**Frederick J. Toone**, O.B.E., managing director of Parmeko Limited, died on December 17th at the age of 47. He joined the company in 1930 and was appointed an O.B.E. in 1948 for his services to the industry.

## IN BRIEF

Of the 14,217,323 Broadcast Receiving Licences in force in the United Kingdom at the end of November, 5,261,699 were for television and 288,187 for car radio receivers. The month's increase in television licences was 183,437.

Retail Sales of television receivers in November were 72,000 (26 per cent) lower than in the record month of October, when 282,000 sets were sold. The B.R.E.M.A. survey also shows a decrease in sound receiver sales of 30 per cent (95,000 compared with 123,000) and in radiograms of 33 per cent (24,000 compared with 36,000).

**New "Eurovision" Centre.**—The European Broadcasting Union, which among other things is responsible for the planning and direction of international television relays, decided last year to transfer the international television co-ordination centre from Lille to Brussels. The new centre, which has been built for the E.B.U. by the Belgian National Broadcasting Corporation, was taken into service just before Christmas. Separate engineering and programme control rooms have been provided, with facilities for handling two simultaneous transmissions.

**Stereophonic Reproduction** of recorded music is now provided at the New Gallery, Regent Street, which has recently been set up as a religious and cultural centre. E.M.I. Stereosonic tape records are reproduced at lunch-time concerts each week-day and on Tuesday evenings.

**Antipodean Television.**—According to a statement by the Australian Minister of National Development, six of the twelve companies preparing to make television sets in the Commonwealth are associated with American manufacturers, three with British, two with organizations in both these countries and one with a Dutch parent company. Marconi's announce that, in addition to providing all the transmitting and aerial equipment for the first two Government television stations in the Commonwealth, they have received orders through their Australian associates—Amalgamated Wireless (Australia)—for equipment for two commercial television stations at Sydney and Melbourne.

**Low-power Equipment.**—The first of the Practical Reference Sheets which are being issued by the QRP Society describe the low-power transmitter and receiver which, as mentioned last month, took first prize in the Society's contest for portable equipment.

**"QST,"** the official journal of the American Radio Relay League, celebrated its 40th anniversary in December. When it was launched in 1915 the A.R.R.L. was barely eighteen months old and its membership, which to-day is 50,000, was about 600. The anniversary issue includes a copy of the first number.

In preparation for the start of transmissions from the I.T.A. Lancashire station a Television Aerial Convention is being organized in Manchester by Belling & Lee. A talk will be given by G. L. Stephens, chief engineer of the company, and this will be followed by a discussion on Band III aeriels. Technically interested readers may apply to Belling & Lee, at Enfield, for tickets for the convention which will be held at 2.15 on February 22nd at Belle Vue, Manchester.

Lectures on Band III Aeriels are also being arranged by Antiference. Three are announced for February: 1st (3.30) at Midland Hotel, Manchester; 2nd (4.0), Adelphi Hotel, Liverpool, and 23rd (3.30), Bull and Royal Hotel, Preston.

**Electronics and Productivity** is the title given to an exhibition and conference to be held in the Kelvin Hall, Glasgow, from February 6th to 9th. Over fifty firms are exhibiting and a number of research organizations are participating.

**Silicones.**—A public exhibition covering the history, production and industrial applications of silicones is to be held at the Tea Centre, Lower Regent Street, London, S.W.1, from February 7th to 18th. Entitled "Silicones for industry," it is being staged by Midland Silicones, Limited, and will be open each week-day from 10 a.m. until 6 p.m.

**Instrument Centre.**—Having taken over the whole of the building at 20, Queen Anne Street, London, W.1, the Scientific Instrument Manufacturers' Association is devoting an entire floor to setting up a permanent exhibition. Space will be allocated by ballot to members of the Association for limited periods so that the exhibits will constantly change. It opens on February 9th.

## BUSINESS NOTES

**B & K Laboratories, Limited**, of 59/61, Union Street, London, S.E.1, associates of Rocke International, Ltd., of the same address, announce that, in addition to handling a considerable number of foreign measuring instruments, they are now stocking equipment manufactured by a number of British manufacturers. With the expansion of the company's activities, C. J. Mitchell, formerly of Racal, Limited, has been appointed chief engineer.



Seismic Instruments, Limited, has been formed jointly by Pye, Limited, of Cambridge, and Electro-Technical Labs. Inc., of Houston, Texas, for the manufacture in this country of American instruments for use in prospecting for oil and other minerals. Production of the instruments, some of which are electronic, will be undertaken at the works of W.G. Pye & Company.

The General Electric Research Laboratory, of Schenectady, has appointed Dr. George J. Szasz as its first scientific representative abroad and he will occupy an office in Crown House, Aldwych, London, W.C.2.

New facilities for research on the materials and processes used in the manufacture of cathode-ray tubes have been provided by the General Electric Company at the Research Laboratories, Wembley.

Arrangements have been made by Jones & Stevens, Limited, of Long Lane, Littlemore, Oxford, to manufacture fractional horse-power motors of continental design. Weighing 8ozs, and measuring approximately 3in by 2in, the motors have an output of 1/70th h.p.

The main vision and sound transmitters, monitoring equipment and aerial system for the permanent television station on Pontop Pike, Co. Durham, recently brought into service by the B.B.C., were supplied by Marconi's. The 5-kW vision transmitter has an e.r.p. of 12 kW.

The total number of ships of all classes for which Decca Radar has been ordered now exceeds 4,500, operated by more than 1,000 shipowners and authorities throughout the world. One of the latest ships to be equipped with the Type 45 is the new *Empress of Britain*. The latest order for the Decca 212 (introduced last February for smaller craft) is for two vessels operating a ferry service across the Tyne between North and South Shields.

Orders for Cossor's 10-cm airfield control radar, Mark VI, now exceed £1M. Five are already at work including three overseas.

To mark the silver jubilee of the establishment of the Chalk Farm factory of Ultra Electric, the employees made a presentation to their managing director, E. E. Rosen.

## NEW ADDRESSES

The head office of the Telegraph Construction and Maintenance Company and its associate company, Submarine Cables Limited, has been transferred from Old Broad Street, London, E.C.2, to Mercury House, Theobalds Road, W.C.1 (Tel.: Holborn 8711). The London sales offices of Telcon (previously in Norfolk House, St. James's Square) and the recently acquired Magnetic and Electrical Alloys (previously in Baker Street) are also in Mercury House.

Cable and Wireless are now installed in their new offices at Mercury House, 110-124, Theobalds Road, London, W.C.1 (Tel.: Chancery 4433).

A. M. Lock and Company, northern agents for a number of manufacturers of electronic and nucleonic equipment, have opened offices at 79, Union Street, Oldham, for their sales and accounts division. The works and service department now occupy the whole of the premises in Crompton Street, Chadderton, and arrangements are being made for a sales and service department in Birmingham.

The telegraphic address of Winston Electronics, Ltd., of Shepperton, Middlesex, has changed from "Control, Shepperton," to "Winston Shepperton."

Land, Speight and Company and its associates Elesco Electronics Limited, have moved from Robertson Street, Glasgow, C.2, to 2 Fitzroy Place, Sauchiehall Street, Glasgow, C.3. The telephone number is unchanged: Central 1082.

The headquarters of the Electrical Industries Benevolent Association are now at 10, Buckingham Palace Gardens, London, S.W.1. (Tel.: Sloane 9811.)

## OVERSEAS TRADE

Radio Exports set up a new record in November when, according to figures issued by the Radio Industry Council, over £3.1M worth of equipment was sold overseas. This was £100,000 more than the previous highest figure reached in October. The value of broadcast receivers exported during November (£456,000) was the highest monthly figure since January 1952.

Cyprus.—Equipment for a comprehensive radio-telephone network for the police on the island has been provided by A.T. & E. (Bridgnorth) Limited. The installation includes 10-watt single-channel transmitters at fifty police stations and a number of 50-watt a.m. headquarters stations. Patrol cars are also being equipped.

Ecuador.—A million dollar order for a multi-channel radio telephone/telegraph system linking a number of the more important cities and towns in Ecuador has been placed with Marconi's. The system, which will provide carrier-telephone, voice-frequency telegraph and teleprinter services, will form the backbone of a communications network which will eventually cover the entire country. The carrier-telephone equipment is being provided by the Automatic Telephone and Electric Company and the voice-frequency telegraph equipment by the Telephone Manufacturing Company.

Sweden.—Svenska Radiobyran, Kungsgatan 10, Gothenburg, wish to get in touch with U.K. manufacturers of television receivers with a view to securing an agency for the whole of Sweden or, if that is not possible, for the middle and western areas. Sweden has adopted the 625-line system and a service is planned to begin this summer.

Belgium.—The third International Technical and Industrial Exhibition, to be held at Charleroi from September 15th to 30th, will again include a section devoted to electro-technical engineering and electronics. Last year the United Kingdom provided the second largest overseas contingent at the exhibition.

NEW mobile extending tower, introduced by the B.B.C. for radio links in television outside broadcasts, enables the transmitting or receiving paraboloid to be raised to a height of 60ft. The aerial can be rotated continuously through 360° in azimuth, and a remote control system is used to align it on the distant end of the radio link with an accuracy of within 1/2°. When in transit the tower is carried in a horizontal position on the vehicle and is raised by a system of hydraulic rams.



# Two-Metre Transmitter-

Companion V.H.F. Unit for Use with Portable Equipment Described Earlier

**I**N an earlier article<sup>1</sup>, the writer described a transmitter-receiver for the 160- and 80-metre amateur bands, designed mainly for portable operation, but equally suitable for use as a low-power home station. Since then, the modification to the amateur licence permitting operation from any location in the United Kingdom has encouraged portable and "alternate address" working, and further impetus has been given to the construction of compact apparatus by the Radio Amateur Emergency Network. The 7-, 14-, 21- and 28-Mc/s amateur bands did not offer much encouragement to very low power working, but the next higher frequency band, from 144 to 146 Mc/s, appeared to be worth tackling. The resulting transmitter-receiver unit is described in this article, and although it has been designed for use in conjunction with the receiver-control unit previously

described, the transmitter is complete in itself, while the receiver part, in fact a converter, may be used with any receiver that can be tuned to 3.6 Mc/s or thereabouts. Alternatively, by modifying the tuning range of the oscillator, and of the i.f. amplifier stage of the converter, it could be used with almost any short-wave receiver.

The transmitter input is of the order of 6 watts, which, in conjunction with the high-gain aerial arrays possible on the higher frequencies, is capable of making itself heard at considerable distances. The complete transmitter-converter is built in one box, measuring 8in x 4in x 5in deep, that is, identical to each of the earlier units, and as before, one type of valve is used wherever possible, thus simplifying the spares problem. The 6AM6 used in the lower frequency equipment is not ideally suited to

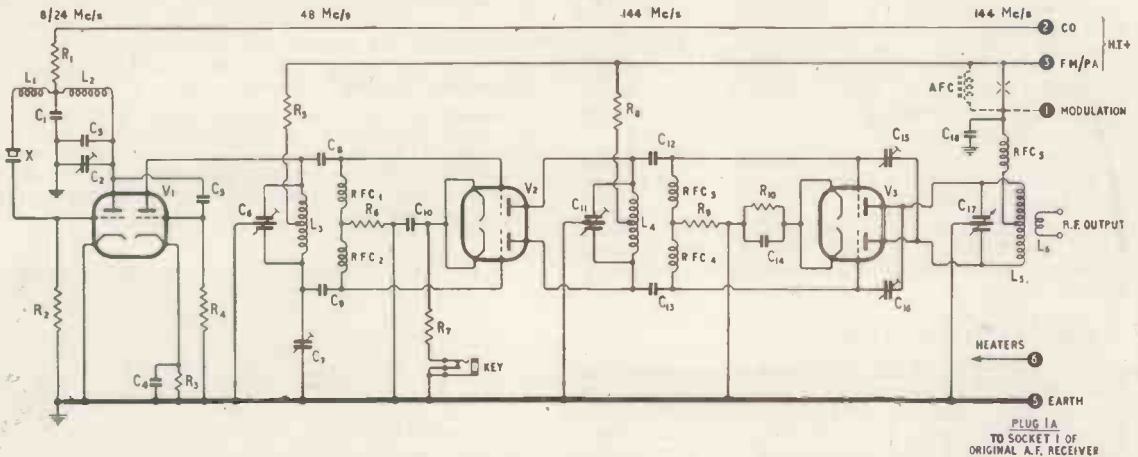


Fig. 1. Circuit diagram of the transmitter section. The dotted part indicates the modification to permit telephony operation.

## LIST OF PARTS: TRANSMITTER.

### Capacitors

C <sub>1</sub>	680 pF silver mica
C <sub>2</sub>	50 pF trimmer (Eddystone 553)
C <sub>3</sub>	22 pF s.m.
C <sub>4, 10</sub>	1000 pF ceramic (TCC CTH 310)
C <sub>5, 8, 9</sub>	47 pF s.m.
C <sub>6, 11</sub>	25 x 25 pF butterfly trimmer (Eddystone 551)
C <sub>7, (19)</sub>	30 pF trimmer (Oxley "Minitrimmer")
C <sub>14, 18</sub>	100 pF s.m.
C <sub>12, 13</sub>	4.7 pF ceramic
C <sub>15, 16</sub>	8 pF trimmer (Philips concentric)
C <sub>17</sub>	34 x 34 pF butterfly variable (Eddystone 584)

### Resistors:

R <sub>1, 5, 8</sub>	1.5 kΩ	1 watt	R <sub>5</sub>	56 kΩ	½ watt
R <sub>2, 9</sub>	1 kΩ	½ "	R <sub>6</sub>	5.6 kΩ	½ "
R <sub>3</sub>	220 Ω	¼ "	R <sub>7, 10</sub>	100 Ω	¼ "

### Coils:

L <sub>1</sub>	4 turns, No. 18 En., ½ in diam., close wound
----------------	--

### Inductors:

L <sub>2</sub>	10 turns, No. 18 En., ½ in diam., close wound
L <sub>3</sub>	16 turns, No. 18 En., ½ in diam., centre tapped, 1 ½ in long
L <sub>3A</sub>	8 turns, No. 18 En., ½ in diam., centre tapped, 1 in long
L <sub>4</sub>	5 turns, No. 18 En., ½ in diam., centre tapped, 1 in long
L <sub>5</sub>	3 turns, No. 16 En., ½ in diam., centre tapped, ¾ in long
L <sub>6</sub>	1 ½ turns, No. 16 En., in centre of L <sub>5</sub> .

### Sundries:

RFC <sub>1, 2</sub>	3.5 μH (60 turns, No. 30 En., ⅜ in diam, close wound on former 1 ½ in long)
RFC <sub>3, 4, 5</sub>	1.6 μH (30 turns, as above, but former ¾ in long)
V <sub>1, 2, 3</sub>	12AT7 (ECC81)
X	Crystal (operating frequency ÷ 18) (see text)
AFC	20H, 30 mA.



# Converter

By G. P. ANDERSON\*

145 Mc/s, and the 12AT7 is therefore adopted for all the higher frequency positions in the transmitter and converter, and a 6AM6 for the intermediate frequency amplifier at 3.6 Mc/s. Provision is made for monitoring the transmissions in a similar manner to that used in the low-frequency apparatus, and whilst primarily intended for morse (or "c.w.") operation, the transmitter may be used for telephony.

**Transmitter:** The three-valve crystal-controlled transmitter, the circuit of which is shown in Fig. 1, utilizes a regenerative oscillator circuit, whereby a crystal of nominal frequency in the 8-Mc/s region is made to oscillate on its third overtone, i.e., approximately three times its fundamental frequency. This function is performed by one-half of the first 12AT7, the second triode being used as a frequency doubler, to 48 Mc/s; the second 12AT7 is run as a push-pull frequency tripler, the output at 144 Mc/s being amplified by the last valve, operating as a push-pull neutralized amplifier.

The external field at 48 Mc/s is very low, and should not cause any interference with television reception. In some parts of the country, and especially in fringe areas, where trouble may be feared, a simple modification to the second stage will enable it to be used as a push-pull frequency doubler, the second part of  $V_1$  then being tuned as a frequency tripler to 72 Mc/s. The modifications to the circuit are shown in Fig. 2, and an additional trimmer ( $C_{19}$ ) will be required. It is this slight extra complication that prompted the writer to decide on 24-48-144 Mc/s as the frequency train.

All interstage couplings are capacitive, simplifying adjustment of the transmitter; the value of 4.7 pF for  $C_{12}$  and  $C_{13}$  may seem rather low, but any increase results in a severe drop in drive to  $V_3$ . The purpose of  $C_7$  may not be immediately apparent, but it balances the anode-earth capacitance across  $L_3$  of the second triode of  $V_1$ , thus equalizing the drive to the two sides of  $V_2$ , and its correct adjustment gives appreciably greater output.  $C_{19}$  in Fig. 2 serves a similar purpose for  $L_4$ . Neutralization of  $V_3$  is carried out by means of  $C_{15}$  and  $C_{16}$ , and is described in a later paragraph; the stability of this stage is assisted by the form of construction, coupling between  $L_4$  and  $L_5$  being minimized by placing  $L_4$  below the chassis and  $L_5$  above it, as may be seen in the photographs. The early stages are pretuned, and the only control that requires adjustment during operation, and then only when setting up the station or changing aerials, is the tuning of  $V_3$  anode circuit, and this is brought out as a panel control.

The layout is relatively unimportant, provided lead lengths are kept to a minimum, and the positions



Complete 145 Mc/s transmitter-receiver. The upper unit comprises the transmitter-converter described in this Issue; the lower unit consists of the receiver-control unit described in an earlier Issue (see text).

of the components shown enables this to be achieved together with easy access for wiring and adjustment. In the interests of freedom from frequency drift, care should be taken to insulate the crystal from heat as far as possible, and it will be seen that a small asbestos screen has been fitted between  $V_6$  and the crystal (X in the top view of the transmitter) for this purpose. A slight rearrangement of the layout to increase the distance between these items would be of help. The tuned circuit  $L_1 L_2 C_2$  is extremely sensitive to the proximity of external earthed objects, and a small shield is fitted under the chassis to reduce the effect of placing the unit on metal surfaces. The

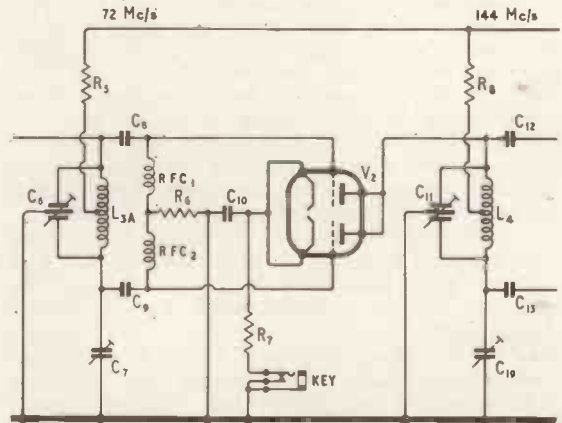
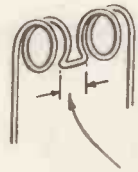



Fig. 2. Modification to the circuit associated with  $V_2$ , to avoid a 48-Mc/s signal, and possible interference with television in certain areas.

\* Amateur radio station G2QY.



$$L_1, L_2, L_3, L_4 = \frac{1}{8}''$$

$$L_5 = \frac{1}{4}''$$

Fig 3. Details of the coils in the transmitter, showing the method of centre-tapping.

Top view of v.h.f. unit, showing layout of the components.

coils are all self-supporting, and the method of tapping found most convenient is shown in Fig. 3. Inductors  $L_1$  and  $L_2$  may be wound in one operation, the junction being tapped as suggested, and the degree of coupling adjusted by changing the angular position of  $L_1$  relative to  $L_2$ .

Several ex-Service crystals in the 8-Mc/s region have been tried in this transmitter, and satisfactory control on the third overtone has been obtained in each case, although with varying degrees of ease of adjustment. Thus, although a "surplus" crystal of suitable frequency may be used, it would be beneficial to obtain one specifically designed for overtone operation. Operation on the overtone of a standard crystal will not produce the exact multiple of its fundamental frequency, but the difference will be of the order of a few kilocycles only at 145 Mc/s.

The adjustment of the transmitter is quite straightforward, but will be greatly simplified by the use of a grid-dip oscillator such as the one recently described in this journal<sup>2</sup>, using such an instrument it is possible to set up the transmitter almost completely before applying the h.t. voltage. It is suggested that the circuits  $L_3C_6$ ,  $L_4C_{11}$  and  $L_5C_{17}$  should be tuned to their appropriate frequencies as shown in Fig. 1, by means of the g.d.o., with all valves in place but with no h.t. applied to the transmitter; heater voltages may also be disconnected. Supplies should then be connected to the first triode of  $V_1$ , h.t. current to the oscillator being measured by a milliammeter in series with  $R_1$ . With a crystal of suitable frequency in position,  $C_2$  may be varied, when changes in the anode current should be apparent, the current being lowest when the valve is oscillating. The coupling between  $L_1$  and  $L_2$  should be reduced, by bending  $L_1$  away from  $L_2$ , until a dip in the anode current occurs at only one point during the rotation of  $C_2$ . In the prototype this is achieved when  $L_1$  lies almost at right angles to  $L_2$ . The object of this adjustment is to permit sufficient feedback to sustain oscillation to occur only through the resonance of the crystal; if there is too much coupling between  $L_1$  and  $L_2$  feedback will take place through the parallel capacitance of the crystal, its holder and associated wiring, under which conditions the valve will oscillate at a frequency independent of

the crystal. A final check of the stability of the oscillator may now be made by listening to it on a receiver in the 24-Mc/s range, or if more convenient, to a harmonic thereof.

Power may now be applied to the second half of  $V_1$ , and to  $V_2$ , and  $L_3C_6$  and  $L_4C_{11}$  tuned, with  $C_7$  set at approximately mid capacity. A small low-wattage cycle-lamp bulb connected across a couple of turns of wire serves as a useful indicator when loosely inserted into each of the coils in turn, but care should be taken to avoid lamps with coiled-coil form of construction, as the inductance appears to prevent sufficient current flowing (with the low powers concerned here) to produce a light. An alternative and more sensitive, detector consists of the grid-dip oscillator, which, when coupled to a tuned circuit carrying r.f. power, will show an increase in grid current when tuned to the same frequency. The indication, it should be mentioned, is very sharply tuned, compared with the dip associated with the usual application of the g.d.o. In making the initial tune-up, however, the more usual method of tuning for maximum grid current in the following stage may be found advantageous.

Having adjusted the circuits associated with  $V_2$ , so that a signal at 144 Mc/s is being applied to the grids of  $V_3$ , the latter stage should be neutralized, and any of the popular methods may be used. The writer found the simplest to consist of coupling the small lamp into  $L_4$  just sufficiently to obtain illumination, then setting  $C_{15}$  and  $C_{16}$  to a minimum, and varying  $C_{17}$ . This produces a dimming of the lamp at resonance, but by slowly increasing  $C_{15}$  and  $C_{16}$  by equal amounts, and checking by rotating  $C_{17}$ , a point will be reached where no effect is visible on the lamp when  $C_{17}$  is rotated. The neutralizing capacitances needed are about 4 pF. It may be advisable to retune  $C_{11}$  for maximum power in the lamp occasionally during this process.

H.T. may now be connected to the last stage, and  $L_5C_{17}$  tuned. Sufficient power should now be available across  $L_6$  to light a 6V 0.3A torch bulb, and retuning all stages in turn may now be easily carried out. At this stage, too, it is convenient to finally set  $C_7$ , and this may be done by trying various settings of  $C_7$ , and retuning  $C_6$ , until maximum



TABLE I

H.T. current drawn by various stages, and under various conditions.

Stage	mA
V <sub>1a</sub> (CO/FT)	15
V <sub>1b</sub> (FD)	8
V <sub>2</sub> (FT)	20
V <sub>3</sub> (PA) { (12AT7)	28
(12AU7)	32

(loaded by aerial)

Note : These currents are measured in the h.t. + feed to each valve; cathode currents are higher due to the presence of grid current under driven conditions.

Transmitter total, including modulator:

12AT7 in V<sub>3</sub> : 81 mA.

12AU7 in V<sub>3</sub> : 85 mA.

Convertor: 34 mA.

Convertor and receiver: 60 mA. (72 mA. with output stage in use).

The above were measured with 250 volts h.t.

power output is achieved; the setting is fairly critical. A similar adjustment must be made to C<sub>19</sub> if the circuit of Fig. 2 is used.


A significant increase in output may be obtained at the cost of greater h.t. consumption, by substituting a 12AU7 (ECC82) for V<sub>3</sub>. The only alterations necessary, apart from retuning C<sub>11</sub> and C<sub>17</sub>, will be a slight reduction in the values of C<sub>15</sub> and C<sub>16</sub>, due to the lower inter-electrode capacitances of the 12AU7.

The currents drawn by the various stages on a 250 volt h.t. supply are shown in Table I.

Keying of the transmitter is carried out in the cathode circuit of V<sub>2</sub>, the key thus being at earth potential, and although the signal is quite "clean" with the filtering provided by R<sub>7</sub> and C<sub>10</sub>, an a.f. choke of about 5H. inductance may be substituted for R<sub>7</sub>, and an additional 0.25-μF capacitor fitted across the key jack to completely remove all trace of key clicks. It may be necessary to mount these components on the key itself owing to space limitations inside the transmitter. Modulation of the unit may be achieved by the usual methods, and by a modification to the wiring it can be taken from the original receiver-control unit. The h.t. lead from the top of RFC<sub>5</sub> should be disconnected, and taken to tag 1 on the plug, and a 20-H 30-m/A choke connected between tags 1 and 3, as shown dotted in Fig. 1. Reference to the circuit diagrams accompanying the earlier article<sup>1</sup> will show that this produces plate modulation of the power amplifier stage in the same manner as the screens of the low frequency p.a. were modulated. The difficulty is to find a physically small enough choke to fit into the miniature apparatus, and if telephony operation is desired, a slight increase in chassis size may be necessary.

The Convertor: Three 12AT7 valves are used in the r.f. amplifier, local oscillator and mixer stages, and one 6AM6 as an i.f. pre-amplifier. The latter serves to isolate the frequency changer from the effect of any variations in the load connected to the convertor, in the form of the accompanying main receiver; it provides also some useful gain. The circuit is shown in Fig. 4.

The first stage comprises the two triodes of one



View underneath the v.h.f. unit, showing the positions of the principal components.

12AT7 connected as an earthed-cathode earthed-grid, or cascode, amplifier, the neutralization of the earthed-cathode section being achieved by  $C_{24}$ .  $L_N$ , which is non critical, but trial adjustments may be made to  $L_N$ , by varying the spacing between the turns, in order to improve the signal-to-noise ratio under working conditions. The mixer stage,  $V_5$ , uses one half of a 12AT7 with the grid circuit self resonant (i.e. the inductance of  $L_{11}$  is tuned by the input capacitance of  $V_5$  to 145 Mc/s), and the oscillator voltage is injected into the grid in parallel with the signal, through  $C_{40}$ . The mixer is operated with low h.t. voltage, as this was found to give the best signal-noise ratio in this stage. The plate circuit is tuned to the intermediate frequency, in this case 3.6 Mc/s, by adjusting the core of  $L_{12}$  against the fixed  $C_{30}$ ; the other half of  $V_5$  is used as the monitor, and will be dealt with later.

The following i.f. amplifier,  $V_6$ , is quite standard.

The local oscillator is perhaps novel in its use of the series-tuned colpitts, or "Clapp," oscillator, which is often found in transmitter circuits, and which is used here at a much higher frequency than is customary. One half of  $V_7$  is operated as the oscillator, the circuit constants being selected to enable it to tune over the range 28.08 to 28.48 Mc/s, while the other triode is a frequency quintupler, with its output at 140.4 to 142.4 Mc/s. This oscillator has proved to be extremely stable over long periods, and the output from the multiplier, damped as it is by using a fairly high value for  $C_{40}$ , is sufficiently constant to produce efficient conversion over the 144- to 146-Mc/s range.

The frequency of the oscillator was chosen in the 28-Mc/s amateur band to simplify the setting up and calibration procedure, since most amateurs have

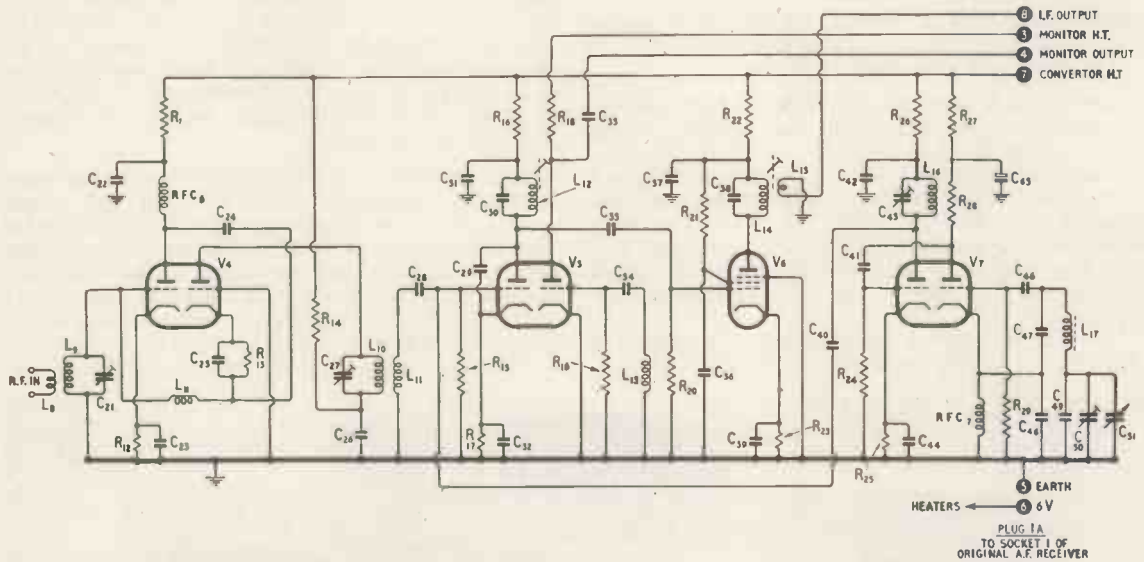


Fig. 4. Circuit diagram of the converter section. The right-hand half of  $V_5$  is used as a monitor during transmission. The local oscillator is at the extreme right, the left-hand triode of  $V_7$  being the frequency quintupler.

#### LIST OF PARTS: CONVERTOR

##### Capacitors:

$C_{21}$	8 pF trimmer (Philips concentric)
$C_{22}, 23, 25,$ $26, 31, 32,$ $36, 37, 39,$ $42, 44$	1000 pF ceramic (TCC CTH 310)
$C_{24}, 35, 46$	47 pF silver mica
$C_{27}, 43$	10 pF trimmer (Oxley "Minitrimmer")
$C_{28}, 34, 41$	100 pF s.m.
$C_{29}, 40$	10 pF ceramic
$C_{30}, 38$	133 pF (100 + 33 pF s.m.)
$C_{33}$	0.1 $\mu$ F 250V wkg.
$C_{45}$	8 $\mu$ F electrolytic, 250V wkg.
$C_{47}, 48$	220 pF s.m.
$C_{49}$	150 pF s.m.
$C_{50}$	50 pF trimmer (Eddystone or Oxley)
$C_{51}$	25 pF variable.

##### Resistors:

$R_{11}, 14, 27$	1 k $\Omega$	$\frac{1}{2}$ watt
$R_{12}, 13$	470 $\Omega$	$\frac{1}{4}$ "
$R_{15}, 19$	1 M $\Omega$	$\frac{1}{4}$ "
$R_{16}$	470 k $\Omega$	$\frac{1}{2}$ "
$R_{17}$	100 $\Omega$	$\frac{1}{4}$ "
$R_{18}$	56 k $\Omega$	$\frac{1}{2}$ watt
$R_{20}$	470 k $\Omega$	$\frac{1}{4}$ "
$R_{21}$	100 k $\Omega$	$\frac{1}{2}$ "
$R_{22}, 26, 28$	5.6 k $\Omega$	$\frac{1}{4}$ "
$R_{23}, 25$	220 $\Omega$	$\frac{1}{4}$ "
$R_{24}, 29$	22 k $\Omega$	$\frac{1}{4}$ "

##### Coils:

$L_8$	3 turns, No. 18 En., $\frac{1}{2}$ in diam., interwound with $L_9$
$L_9, 10$	3 turns, No. 18 En., $\frac{1}{2}$ in diam., $\frac{1}{2}$ in long
$L_{11}, 13$	4 turns, No. 18 En., $\frac{1}{2}$ in diam., $\frac{3}{8}$ in long. ( $L_{11}$ mounted very close to $L_{10}$ )
$L_{12}, 14$	55 turns, No. 32 En., (See note below)
$L_{15}$	10 turns, No. 32 En., wound on earthy end of $L_{14}$
$L_{16}$	4 turns, No. 18 En., $\frac{1}{2}$ in diam., $\frac{1}{2}$ in long
$L_{17}$	8 turns, No. 16 En., $\frac{1}{2}$ in long, wound on former (see note below), and Distrene varnished.
$L_N$	5 turns, No. 22 En., $\frac{1}{2}$ in diam.

(Note:  $L_{12}, L_{14}, L_{15}$  and  $L_{17}$  are wound on 0.3in former—Neosid coil former Type 5000/6E, iron dust core Drg 500, top plate Drg 5001, and John Dale screening can DTV2).

##### Sundries:

RFC <sub>6</sub>	as RFC <sub>3, 4, 5</sub>
RFC <sub>7</sub>	1.25 mH Choke (Eddystone 1010)
$V_{4, 5, 7}$	12AT7 (ECC81)
$V_6$	6AM6 (EF91)



access to a receiver covering this band. Having obtained oscillations in the band, by adjustments to  $L_{17}$  and  $C_{50}$ ,  $C_{51}$  should be set to maximum value, and  $C_{50}$  adjusted so that the oscillator is on 28.08 Mc/s. The frequency obtained with  $C_{51}$  set to its minimum should now be found, and if it is higher than the desired 28.48 Mc/s, the core of  $L_{17}$  should be withdrawn a turn or so,  $C_{51}$  reset to its maximum and the oscillator retuned to 28.08 Mc/s by increasing  $C_{50}$ . A further check should now be made of the range covered by  $C_{51}$ , and further adjustments made to  $L_{17}$  and  $C_{50}$  until slightly more than the desired frequency range is covered. (It is of course apparent that if less than 400 kc/s is covered by  $C_{51}$ , the reverse of the above procedure should be followed.)

The grid-dip oscillator is particularly useful in adjusting the tuned circuits in the converter to their correct frequencies, and this should be done with each stage in turn, with no h.t. on the receiver, but with the valves inserted. If it is found that any circuit will not tune to its appropriate frequency (i.e. 145 Mc/s for  $L_9$ ,  $L_{10}$  and  $L_{11}$ , and 141.4 Mc/s for  $L_{12}$ ) the coils should be adjusted, remembering that squeezing the turns together will increase the inductance and hence lower the frequency, and *vice versa*. Final tuning should be carried out on a 145-Mc/s signal, which may conveniently be that of the g.d.o. placed near the receiver. All the signal frequency circuits, apart from the input, are pre-tuned at the centre of the band, the small trimmers being fitted under the chassis.

Some tendency to instability at the signal frequency was observed in the mixer stage, but the addition of the 10-pF condenser,  $C_{29}$ , directly across anode and cathode of this stage completely cured the trouble.

In order to take full advantage of the facilities provided on the original receiver-control unit, a slight modification to the latter is necessary. Referring to the circuit shown in Fig. 2, page 595 of the December 1953 issue of *Wireless World*, an additional connection should be made from the h.t. line to the r.f. stages, i.e. the top end of  $R_{55}$ , to pin 7 of the socket 1. This enables the h.t. to the converter to be controlled by the net-receive-send switch. It will also be seen that with the switch in the net position, h.t. is applied to the crystal oscillator stage of the transmitter, *via* pin 2 of the plug; this provides a useful check on the operation of the crystal oscillator, and also of the calibration of the converter.

A screened lead should be run also between the aerial socket and tag 8 of socket 1 on the original receiver, to provide for the connection of the converter output to the receiver.

The monitoring facility referred to earlier is provided by the second half of  $V_{53}$ , which is connected as a non-oscillating leaky-grid detector, h.t. being applied when the apparatus is in the "transmit" condition. The grid circuit is tuned by the valve capacitance across  $L_{133}$  which may be resonated to 145 Mc/s with the aid of the grid-dip oscillator. There is sufficient stray field present for no other connection to be necessary to obtain a good signal for monitoring c.w. keying and telephony, and the audio output is taken *via*  $C_{33}$  and tag 4 on the inter-unit connections to the send-receive switching on the control unit, and hence to the headphones during transmission.

**Construction:** The complete transmitter-converter is built on a chassis measuring  $7\frac{1}{2}$ in  $\times$   $4\frac{1}{2}$ in  $\times$

$1\frac{1}{2}$ in deep. In view of the frequencies concerned, this should be copper, and of a fairly heavy gauge in order to assist in the dissipation of the considerable amount of heat developed in the seven valves. The layout can be seen from the photographs, and  $V_3$  is mounted horizontally on a small sub-chassis, details of which are shown in Fig. 5. The neutralizing condensers  $C_{15}$  and  $C_{16}$  are mounted on the wings, the concentric trimmers lending themselves to this form of construction very well. The complete amplifier stage may be made up on this sub-chassis and then fitted to the main chassis as a unit, suitable holes having been drilled therein to pass the heater, h.t. and grid-drive connections. The front panel of the unit, measuring 8in  $\times$  4in., may be made of tin plate, the top and bottom edges being folded over for half an inch to provide stiffening and a means of securing the box that may be made to complete the unit. However, owing to the heat generated, the writer is in favour of obtaining the maximum amount of ventilation, and has constructed a skeleton box, consisting of the ribs only, in order to protect the components mechanically, leaving the space above the chassis open to the air.

Aerial connections to both receiver input and transmitter output are brought out to sockets on the Distrene blocks on the front panel,  $L_6$  being mounted directly on its block, and arranged to lie between the two halves of  $L_5$ . No aerial change-over switching has been incorporated, as, using such low power, no losses can be countenanced. Thus in operation, to change from receive to transmit, in addition to moving the control switch to the appropriate position, it is necessary to transfer the aerial leads from one pair of sockets to the other.

The tag numbers for the power connections shown in Figs. 1 and 4 apply when this apparatus is used with the receiver-control unit of the earlier article, but no difficulty should be encountered in rearranging the connections to suit local conditions.

**Operation:** Using such low power in compact apparatus, one of the chief difficulties is tuning the final amplifier anode circuit when the transmitter is

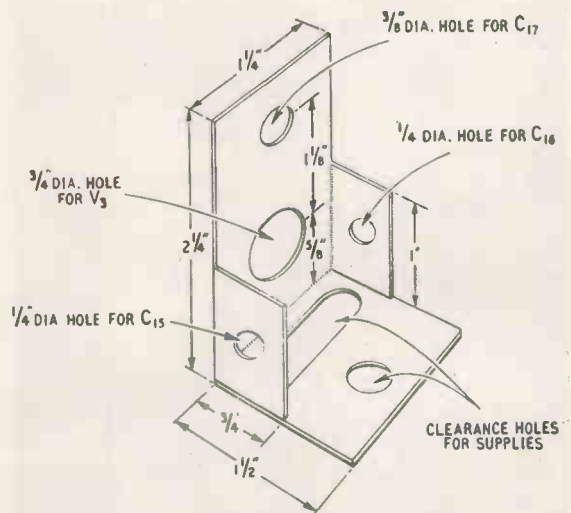


Fig. 5. Details of the sub-chassis for the amplifier stage,  $V_3$ .  $C_{15}$  and  $C_{16}$  mounted on insulating material.

connected to an aerial. It is of course possible to tune for minimum plate current, by inserting a milliammeter in series with RFC<sub>55</sub>, or a second method uses a simple crystal diode detector and meter placed sufficiently near to the feeder line to obtain a reading, and tuning C<sub>17</sub> for maximum indication. However, the writer has found a device known as the "twin lamp"<sup>3</sup> to be very satisfactory, as well as being simple to use during portable operation. In addition to providing an output tuning indication, this also gives a check on the standing-wave ratio on the transmission line, and hence of the aerial matching.

A good backlash-free, slow-motion drive is desirable for tuning the convertor, but a useful degree of fine tuning for weak signals is provided by the tuning control on the main receiver.


It is not proposed to conclude with a list of results, as the range of any apparatus on v.h.f. is extremely sensitive to local screening, and to propagation conditions. Suffice it to record that using an inferior indoor aerial, the third station contacted, under poor conditions, was 60 miles away, and good reports were exchanged.

#### REFERENCES

- <sup>1</sup> Anderson, G. P., "Two-Band Transmitter Receiver," *Wireless World*, Vol. 59, No. 12, Dec. 1953, p. 593.
- <sup>2</sup> Anderson, G. P., "Compact Grid-Dip Oscillator," *Wireless World*, Vol. 60, No. 9, Sept. 1954, p. 465.
- <sup>3</sup> *The Radio Amateur's Handbook*, published by A.R.R.L.

## Automatic Machine-tool Control

AN analogue computer is the heart of a new system of control devised by E.M.I. and shown here applied to a machine for cutting precision cams. Numerical information defining "marker points" on the contour to be cut is fed in on punched tape and the computer is used to interpolate between these points. The



"marker points" are actually successive radial dimensions of the outline of the cam, and the tape is fed into the machine in synchronism with the rotation of the work-table so that for each new "marker" radius the work is in the appropriate angular position. Several successive values from the tape are held temporarily in a storage system and thereby are made available simultaneously (in the form of voltages) so that they can be applied to the computer for interpolation. The computer then produces voltages representing radial dimensions of a parabolic curve between the "marker" points, and these are used to control a mechanism which moves the work-table longitudinally relative to the cutting tool.

## Books Received

**Electronic and Radio Engineering**, by F. E. Terman, assisted by R. A. Helliwell, J. M. Pettit, D. A. Watkins and W. R. Rambo. Enlarged fourth edition of the author's "Radio Engineering" covering basic principles and techniques and containing much additional material on transistors and similar semi-conductor devices, wide-band amplifiers, pulse techniques and travelling wave tubes. Pp. 1078; Figs. 678. Price 71s 6d. McGraw-Hill Publishing Company, Ltd., 95, Farringdon Street, London, E.C.4.

**Transistor Electronics**, by A. W. Lo, R. O. Endres, I. Zawels, F. D. Waldhauer and C.-C. Cheng. Comprehensive treatise by R.C.A. workers on the basic circuit configurations for low- and high-frequency amplifiers, oscillators, modulators and demodulators, pulse generators and switching circuits; with emphasis on design procedure. Pp. 521; Figs. 354. Price 96s. Prentice-Hall, Inc. Agents: Bailey Bros. and Swinfen, Ltd., 46, St. Giles High Street, London, W.C.2.

**The Design of a Ribbon Type Pressure-Gradient Microphone for Broadcast Transmission**, by D. E. L. Shorter, B.Sc.(Eng.), A.M.I.E.E., and H. D. Harwood, B.Sc. Engineering Division Monograph No. 4 giving an account of the development of the types PGS and PGD small ribbon microphones, their electrical, mechanical and acoustical features and performance. Pp. 22; Figs. 25. Price 5s. B.B.C. Publications, 35, Marylebone High Street, London, W.1.

**British Standards Institution Annual Report 1954-5**. Covers all activities of the Institution and lists titles of recently issued standards and of works in hand. Membership lists of the Councils and Committees are given, including those concerned with acoustics, cinematography, electrical engineering, instrumentation and telecommunications. Pp. 243. Price 5s. British Standards Institution, 2, Park Street, London, W.1.

**World Radio Handbook 1956**, Edited by O. Lund Johansen. Tenth anniversary edition of the international directory of sound and television broadcasting stations, their wavelengths, interval signs, times of transmission, etc. Pp. 168 with numerous illustrations. Price 10s 6d. Agents: W. Dawson and Sons, Cannon House, Macklin Street, London, W.C.2.

**Nachrichtenübertragung Mittels Sehr Hoher Frequenzen**, by Gerhard Megla. Textbook of v.h.f. and u.h.f. telecommunications techniques covering the general principles of propagation and systems design, and a description of typical aerial systems, transmitters and receivers. Pp. 272; Figs. 171. Price DM 17. Fachbuchverlag Leipzig, Karl Heine Strasse 16, Leipzig, W.31.

**Glossary of Terms Relating to Automatic Digital Computers (B.S. 2641:1955)**. Presents the general usage among workers in this subject in the United Kingdom. Pp. 15. Price 3s. British Standards Institution, 2, Park Street, London, W.1.



# Radar Guided Missiles

## Principles of Control Systems Used in Ground-to-Air Defence Weapons

*This article should not be taken as being necessarily representative of the latest techniques in missile guidance systems. We feel that it is worth publishing, however, in order to keep our readers abreast of the present state of knowledge on the subject.*

**G**UIDING a missile towards an airborne target can be considered in one sense as a navigational problem in which continuous measurements are made of the relative positions of the missile and target and the resultant information is used for automatically steering the missile. In another sense the operation can be regarded in the light of a closed-loop servo system, where the mechanism works to reduce an error-signal (distance between missile and target) to zero. However one looks at it, the business demands some method of measuring the relative positions of the missile and target in space, and, of course, one of the most powerful means of doing this is by radar.

Three main methods by which radar can be used for missile guidance were described recently to a very well attended meeting of the Radar Association by W. H. Stephens, head of the Guided Weapons Department of the Royal Aircraft Establishment at Farnborough. In the first method, known as "command guidance," there are two ground radar sets, one of which automatically tracks the target and

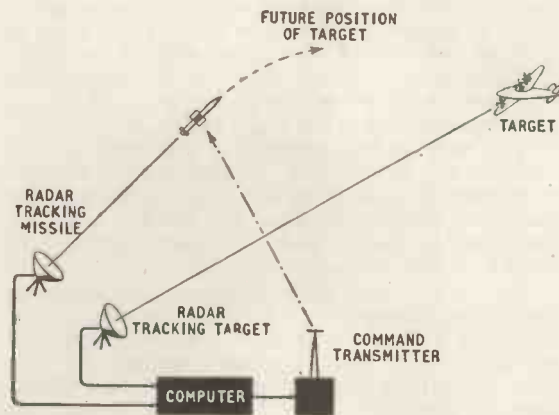



Fig. 1. Essential features of the "command guidance" system.



Airborne homing equipment from a guided missile.

the other the missile (see Fig. 1). The information on range, bearing and height from each set is passed to a computer, which calculates the control movements necessary to steer the missile towards the future position of the target. Signals representing these control movements are then transmitted by radio to the missile, which behaves accordingly.

A great advantage of the command guidance system is that most of the electronic equipment is concentrated on the ground. Another system described by Mr. Stephens requires more apparatus in the missile but perhaps offers a greater chance of successfully intercepting the target. This is called "semi-active homing" (see Fig. 2 on next page). Here there is a single radar set on the ground tracking the target and continuously "illuminating" it with electromagnetic radiation. The energy reflected by the target is picked up by a directional parabolic aerial in the nose of the missile itself, and, according to the direction from which the radiation is coming, the aerodynamic control surfaces are moved so that the missile automatically homes on the source—that is, the target. The homing system, however, does not keep the missile continuously pointing at the target during its flight. If it did, such a violent slew-round towards the moving target would be necessary at the end of the interception that the missile would be incapable of providing the required lateral acceleration and would go wide. The control system is therefore arranged to steer towards the future position of the target by a method known as "proportional navigation."

There is a slightly different kind of homing system



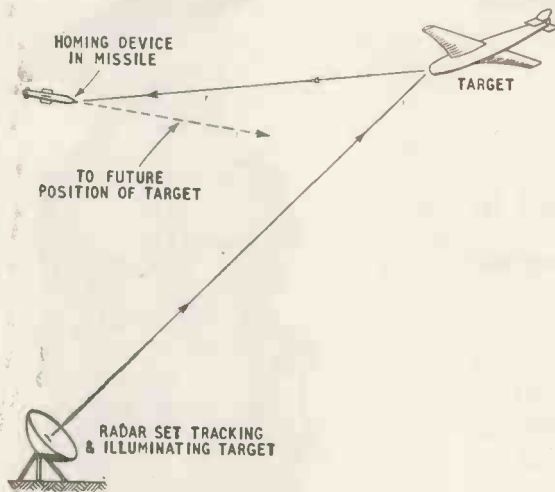


Fig. 2. Guidance system known as "semi-active homing".

in which the missile carries its own radar transmitter (known as "active homing") but this, of course, adds considerably to the weight and complication of the airborne equipment.

The third method of guidance described by Mr. Stephens is called "beam riding" and the principle here is that the missile is guided up the beam of a radar set which is automatically tracking the target (see Fig. 3). Alternatively the beam may be produced by a separate transmitter whose aerial position in azimuth and elevation is automatically controlled by the radar set. The airborne electronic equipment continuously measures the deviation of the missile from the centre-line of this beam and applies appropriate correction signals to the control surfaces to keep the missile flying as close to the line as possible. The measurement is achieved by virtue of the fact that the beam has minimum field strength in the centre, increasing towards the outside, and changes of position of the missile inside it produce corresponding changes of signal strength in an aerial system. A wider beam of the same kind is used to "gather up" the missile in the initial stages of launching and guide it towards the main beam. To fire the missile straight into the very narrow main beam would, of course, be extremely difficult.

It appears that the "beam riding" system is used quite extensively for guidance purposes, and this may be because it has the important practical advantage of allowing a whole series of missiles to be sent up the same beam. Unfortunately it becomes less and less accurate with increasing range because of the widening of the beam, so it is sometimes necessary to use a homing device in the missile to take over in the last stages of the interception.

### Automatic Tracking

Mr. Stephens did not enter into details of the actual equipments used for control, but nevertheless a certain amount of information has become available from other sources. For example, there is the technique by which the ground radar sets can be made automatically to track the moving airborne targets

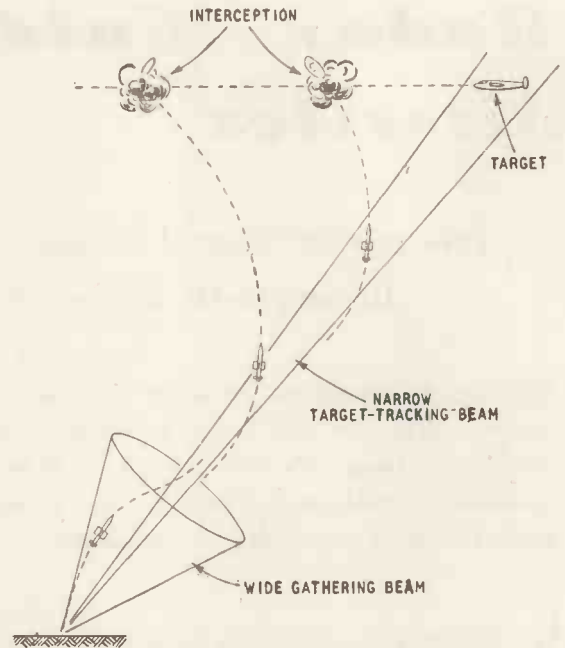


Fig. 3. The "beam-riding" system, permitting several missiles to be launched into the same beam.

without human aid. An accepted way of doing this is to apply a slight rotary movement to the radar beam so that it continuously traces out a narrow cone in the sky. (Usually an electric motor drives an offset dipole within a fixed reflector, or possibly the whole paraboloid.) If the cone is exactly centred on the target the energy reflected back to the radar receiver will be the same for all angular positions of the beam during its rotation and the signal strength will be constant. When the target begins to move away from the centre towards one side of the cone, however, the received signal gets stronger as the beam swings towards it and weaker as the beam moves away. In fact, the received signal fluctuates in strength at the rotational speed of the beam, and the strength of the fluctuations, or amplitude modulation of the signal, becomes a measure of the distance the target has moved off centre. This amplitude modulation is then detected and used as an error-signal to correct the alignment of the radar aerial so that the cone always remains centred on the target.

The angular positions taken up by the aerial as it follows the target will, of course, give the bearing and elevation, and in the Fig. 1 system this information is sent to the computer. The same "lock-and-follow" technique is applied in the airborne equipment of homing missiles (Fig. 2), and here the positional information from the aerial is used for navigating the missile itself. A typical homing head from a missile is shown in the title picture.

The conical scan again figures as an important part of the beam-riding control system (Fig. 3), for providing a "beam" (really a scan) with low field strength in the centre, increasing towards the outside. Here the missile usually has four aerial elements arranged at 90° intervals around its cylindrical body (sometimes built into the trailing edges of the cruciform wing structure), and deviations of the missile from the centre of the cone

produce disproportionate signals in these elements. The relative strengths of the signals give the position of the missile relative to the cone-centre in polar co-ordinates (radius and angle) and these values, after transformation into Cartesian co-ordinates, are used to apply the necessary correcting movements to the control surfaces. Different radio frequencies are used for the two conical scans in Fig. 3, and in the missile these are separated to give two sources of signals. An automatic switching device then transfers the control from the wide scan to the narrow scan at the appropriate moment during the flight. The wide scan might have an angular width of about 20° and the narrow scan a width of about 3°.

In all guidance systems, of course, there are a good many side-effects which have to be allowed for if the interception is to be completely successful. Some of these are exemplified in the control equipment of a beam-riding missile produced by Oerlikon in Switzerland for anti-aircraft defence. This weapon (Fig. 4) is about 20ft long and 16in in diameter, and can be steered to a height of nearly 50,000ft. It has cruciform wings which can be moved backwards and forwards to compensate for changes in weight, lift and centre of gravity during flight, while the steering is done by deflecting the propelling nozzle and a cruciform set of fins at the rear. The control equipment on the ground takes the form of three wheeled vehicles—a radar set for tracking the target, a separate beam transmitter and a computer van (Fig. 5).

### Correction Device

One of the spurious effects which have to be corrected is the undesired displacement of the missile from the centre of the beam which must occur when the beam is moving, and a computer is necessary to compensate for this. Another computing device is used for limiting the speed of movement of the beam-transmitter aerial so that there is no danger of losing control by swinging the beam too quickly for the missile to follow. Then there are problems resulting from the parallax phenomenon. In anti-aircraft operations the missile battery would be warned of the approach of hostile aircraft by a distant radar system, which would send through information on the position of the target for controlling the aerials of the radar set and beam transmitter. Because of the different points of observation of the distant radar and the local radar set there would be a parallax error in the information, so again a computing device is necessary for correction purposes. The same sort of parallax error also occurs between the local radar set and the beam transmitter controlled by it, and another correcting device is used here in the automatic positional control system which links the two equipments.

In the missile itself, errors in the guidance signals could be introduced by the missile "rolling," or rotating about its longitudinal axis in flight, for this would upset the angular positions of the aerial elements relative to the "beam." The trouble is overcome not by preventing the missile from rolling but by transforming the information on the missile's position from space co-ordinates into co-ordinates relative to the missile itself. A gyroscope is used in the transformation computer, and the result is that

the missile's response to guidance signals becomes independent of its angular position. Another gyroscope is incorporated for controlling "pitch" and "yaw" movements.

The steering-fin deflections of the Oerlikon missile are made by an electro-hydraulic servo-mechanism, and this system is, in fact, common to



Fig. 4. A "beam-riding" missile on its launching ramp.

(This and Fig. 5 by courtesy of "Flight.")




Fig. 5. Mobile control and computing equipment used in conjunction with the Fig. 4 missile.

a great many types of guided weapons. Usually the guidance signals are amplified by a power amplifier and then used to operate mechanical valves which control the flow of hydraulic fluid into small jacks driving the fins. The servo loop is closed by a feedback circuit which sends positional information from the fins back to the electronic servo amplifier.

Very little is known about the actual electronic circuitry used in missile control systems, but the form of construction is generally based on printed or potted circuits with wired-in miniature or sub-miniature valves. The valves in particular have to be "special-purpose" types capable of withstanding the effects of shock, vibration and acceleration, and the equipment as a whole must be designed for working under high-temperature conditions. Many of the developments in valves, components and sub-assemblies which *Wireless World* has reported over the past few years have, in fact, been stimulated by the special demands of guided-missile work, and even if this work is never used for its intended purpose (which is to be hoped) it certainly will not have been wasted.

## LOW-VOLTAGE STABILIZATION

### Use of Special Secondary Cells

RADIO people have naturally got into the habit of thinking of voltage stabilizers as glow-discharge valves operating somewhere in the region of a hundred volts. It is therefore interesting to hear of a new kind of stabilizer, working on a different principle, which gives a stabilized voltage as low as 1.5 volts. Apart from the obvious applications in stabilizing valve filament supplies (and heater supplies, if they are d.c.), the device looks quite promising for use in the cathode circuits of valves in place of the usual bias resistor and capacitor. The advantage here is that it will give a bias voltage that is almost independent of the cathode current, and this may be particularly useful in Class-B amplifiers and other valve circuits where it is sometimes necessary to provide a separate bias supply.

The new stabilizer, which is made by a Belgian firm, L'Accumulateur Etanche, of 113 rue du Dobbelenberg, Brussels, is actually a form of nickel-cadmium secondary cell. It has a nickel anode, a cathode

composed of cadmium and cadmium oxide, and a "separator" consisting of a non-conducting grid impregnated with electrolyte, the whole assembly being enclosed in a steel case hermetically sealed with plastic material. When current passes through the cell the cadmium oxide in the cathode is reduced to cadmium, while at the anode oxygen is evolved. This oxygen passes through the separator to the cathode, where it once again oxidizes the cadmium which has already been produced by the electrolytic current. As this process is absolutely cyclic no excess gas is formed and the internal pressure remains constant, and this is what makes it possible to seal the cell hermetically and make it into a practical radio component.

A potential is set up at the cathode by the reduction of the oxide and another at the anode by the effect of the evolution of oxygen on the nickel. These two potentials are very little affected by the current flowing, so that the voltage across the terminals of the cell is practically independent of the current which passes through it. The actual characteristics of the stabilizer can be seen from Fig. 1, which shows the voltage at the terminals with varying current for three constant temperatures (full-line curves) and also the voltage with varying temperature and constant current (broken-line curve).

Two versions of the cell are available, each having a range of types with current ratings from 20 mA to 1 amp. The first version is notable for its low impedance, which is 1 ohm or less, depending on the type. This impedance is practically independent of the frequency and is also independent of the current as long as the maximum amplitude of the alternating current is smaller than the direct current passing through the cell. The second version of cell is characterized by the ability to store a certain amount of electrical energy for a short time to tide over possible breakdowns in the mains supply. This is done by including nickel oxide in the anode, and as a result the cell will maintain a voltage of 1.2 volts at maximum current output for a period of one minute.

It goes without saying that several of these stabilizer cells can be connected in series or parallel to make up required voltages or currents. The life of the cells is claimed to be about 10,000 hours.

## ELECTRONICS LABS. AT MANCHESTER

THE first building of several planned to form a new science centre for the University of Manchester was completed a few months ago for the electrical engineering department.

There are two main electronics laboratories in the new building, each large enough for fifty students to have working space. One is reserved for elementary electronics and caters for first and second year electrical engineering students, all second year honours physicists and some mechanical engineering and metallurgical students. The other laboratory covers the more advanced electronic experiments—transistor characteristics, transients in long lines, delay lines, pulse generation and waveform shaping, klystron, magnetron and microwave techniques to mention a few. In both laboratories approximately eight to ten feet of bench space is allocated for one experiment usually conducted by two students working together.

In addition there are several smaller laboratories entirely for research. One of these contains an experimental point-contact transistor digital computer developed and constructed in the department.

One floor is devoted exclusively to digital computers and has two computing machines, laboratories and smaller rooms for mathematical and electronic circuitry research. A course in electronic computer circuit technique is available for the final year honours men.

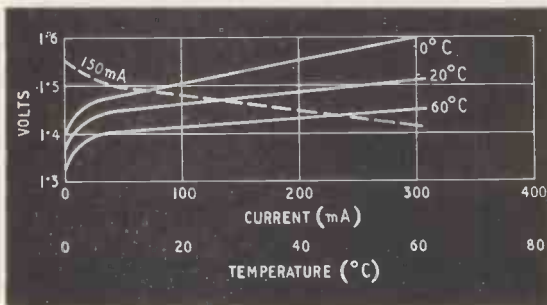


Fig. 1. Stabilization characteristics of the cell with varying current and varying temperature.



# Precision Photographic Timer

COMPENSATED CIRCUIT BASED ON THE MILLER INTEGRATOR

By J. G. THOMASON, B.Sc.

**T**HE simpler electronic timing circuits use the technique of allowing the charge on a capacitor to leak away through a resistor, defining an interval by the time taken for the voltage to rise (or fall) from one preset value to another. An example of this type of circuit is shown in Fig. 1. The initial voltage on the capacitor C is set at  $-e_n$  by closing the contact A and when this contact is opened, the capacitor passes current to earth via resistor R losing its charge. The second preset voltage,  $e_t$  is the grid voltage at which the valve turns on just enough current to operate the relay, giving a signal that the interval has ended.

This circuit is not particularly reliable since, on opening A, the grid voltage rises exponentially on the curve P in Fig. 2 and is only changing slowly at the time  $T_1$  when the valve is turned on. Small changes in  $e_t$  and changes in relay characteristics can therefore have a considerable effect on the interval  $T_1$ . The circuit is improved in this respect by returning resistor R, not to earth as shown in Fig. 1, but to the positive line  $e_p$ . The grid voltage now rises on the large exponential shown by curve Q in Fig. 2. It is seen that the grid voltage is now changing quite rapidly at  $e_p$  giving the interval  $T_2$ . However, the interval  $T_2$  is usually less than the time-constant CR, whilst  $T_1$  is usually greater (see Fig. 2); and in a photographic timer where intervals of up to say 100 seconds are required, it is uneconomical to use a circuit which requires components to produce a time-constant of 100 seconds or higher.

Both the difficulties of uncertainty in interval length and large time-constant are overcome by the use of the Miller integrator circuit. This circuit is well suited to many timing applications, from minutes down to microseconds.

A desirable feature of a photographic timer is a facility for automatically adjusting the nominal time intervals to allow for variations in enlarger lamp brightness resulting from fluctuations in mains voltage, and this has been incorporated.

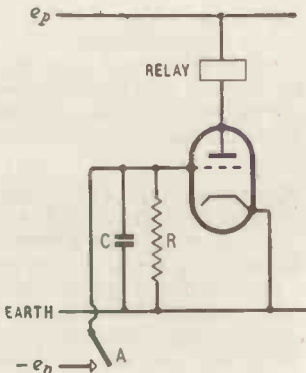
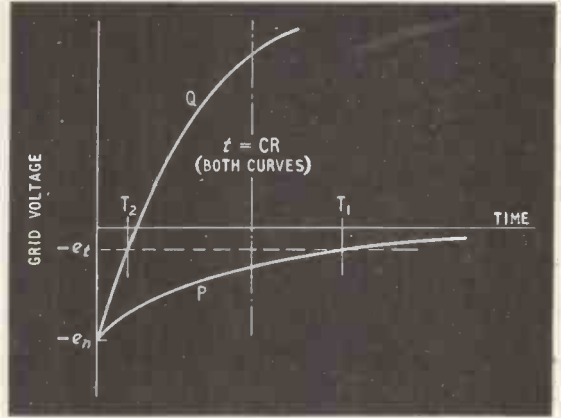


Fig. 1. Simple timer circuit depending on the discharge of C through R.



Above: Fig. 2. Operating conditions (P) for the circuit of Fig. 1 and (Q) when R is connected to  $e_p$ .

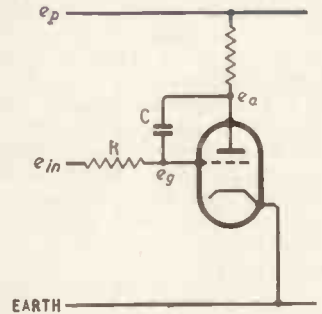


Fig. 3. Basic Miller integrator circuit.

The complete timer to be described gives 11 intervals, employs 5 conventional valves and consumes less than 25mA at 300v.

**Miller Integrator Circuit.**—The basic Miller integrator circuit is shown in Fig. 3, with biasing and decoupling arrangements omitted. The capacitor C introduces negative feedback, forming a type of circuit whose operation is readily explained by means of the "virtual earth" concept. If the valve in Fig. 3 gives a high gain, then voltage changes at the anode of, say, tens of volts would be provided by grid voltage changes of tenths of a volt. If all the other voltage levels in the circuit are in tens of volts then the grid voltage  $e_g$  may be regarded as constant, whatever the anode voltage  $e_a$ . For this reason and others, the grid behaves as though it is fixed at or near earth potential and is known as a virtual earth. This means that for a constant input  $e_{in}$  to the circuit, a constant current may be assumed to flow down R. This current must all flow into capacitor C (since there is no grid current), charging it up at a constant rate. It is this linear voltage change compared with the exponential (Fig. 2) which gives the Miller integrator its superiority over the non-feedback circuit.

The practical version of the Miller integrator

used in the timer has a nominally constant positive voltage for the input  $e_{in}$ , passing a constant current  $(e_{in} - e_g)/R$  into the capacitor C. The direction of this current is such as to cause the voltage on the upper plate of the feedback capacitor to fall, at a rate given by current/capacitance, i.e.  $(e_{in} - e_g)/CR$  volts per sec. At the beginning of the interval the anode is held at +200V and during the interval, falls linearly from this value to +100V.

The anode should not be started at the full h.t. voltage or initially there would be no voltage drop across the anode load resistor, no anode current and therefore no gain. Also, should there be a sudden drop in h.t. voltage capacitor C would transmit the drop to the grid, but the feedback would be powerless to restore the anode and grid voltages since the anode voltage would now need to be above the h.t. voltage. Similarly, the lower preset voltage should also be chosen within the range of anode voltages where the valve is giving high gain, i.e. just above the pentode "bottoming" voltage.

If the start and finish voltages are  $e_1$  and  $e_2$  respectively, the interval T, which is equal to voltage travel divided by voltage rate, is given by:

$$T = \frac{e_1 - e_2}{e_{in} - e_g} CR$$

It is seen from this equation that, for given values of C and R, according to the approximate virtual earth theory outlined, T can be made as large or as small as desired. In this application the object is to secure a large value of T without using large values of C or R. A maximum interval of 100 seconds is required, and it would be inconvenient to use a circuit which needed a value of CR as high as this, say  $10M\Omega$  with  $10\mu F$ . Electrolytic capacitors have too small a leakage time-constant and  $10\mu F$  in paper capacitors would be expensive and bulky. Resistors of value much higher than  $10M\Omega$  usually have poor accuracy and are liable to drift in value.

The limitation of the extent, to which T can be increased for a given value of CR, according to the equation above, lies in the approximations made when formulating the virtual earth principle. If  $e_1$  and  $e_2$  assume the practical values of +200V and +100V respectively, the interval T is given by  $100/(e_{in} - e_g)$  times CR. To make T equal to, say,  $100CR$ ,  $(e_{in} - e_g)$  would have to be 1V. Now  $e_g$  is not really constant—there must always be small grid voltage changes as the anode voltage changes from +200V to +100V, and for a valve gain of, say, 100, the grid voltage change will be 1V. Also, the mean value of  $e_g$  might differ by up to 0.3V if the valve is replaced. These voltages are small compared with the anode voltages but are, of course, comparable with the 1-V input required for T to equal  $100CR$ . At the beginning of the interval, the anode voltage rate would be  $1/CR$  V/sec., but would be reduced to zero at the end due to the 1-V rise in  $e_g$ . This would result in the "linear" anode voltage change assuming an exponential form, similar to curve P in Fig. 2, with the attendant uncertainties.

The compromise chosen is to make  $(e_{in} - e_g)$  nominally 4.7V, making T equal to  $21.5CR$ . For the 100-sec. interval CR is then 4.7 sec.; a 4.7-M $\Omega$  resistor with a 1- $\mu F$  capacitor is used. The input current is then 1  $\mu A$  and it is necessary to select

a valve whose grid current is small compared with this. The EF37 is known to be very good in this respect, grid currents of less than  $10^{-11}$  ampere being possible when it is run at reduced ratings. This valve is operated with 50V on the screen and a mean anode current of  $100\mu A$ . Under these conditions the measured grid voltage change is 0.33V when the anode voltage changes from +200V to +100V (gain of 300), reducing the initial input current from 1  $\mu A$  to  $0.93\mu A$ , only a 7% drop.

A potentiometer is provided to adjust the nominal 4.7-V input to allow for this drop and also to enable tolerances in  $e_1$ ,  $e_2$  and C to be accommodated. The complete circuit is shown in Fig. 4, where it is seen that a cathode resistor is used in order to make the mean value of  $e_g$  zero—this is necessary for the action of the mains voltage compensator, which requires the input voltage to be determined by  $e_{in}$  only, i.e. without the addition of any grid bias voltage. An additional advantage of arranging for the mean grid voltage to be zero is that leakage currents will be negligible and no special insulation to earth is required for the grid wiring, the 1  $\mu F$  capacitor mounting, or the resistor switch.

**Trip Circuit.**—The trip circuit is required to operate a relay immediately the Miller integrator anode reaches +100V during its linear fall from +200V. The "long-tail pair" circuit is suitable for this application since the working grid voltages, where valve current is turned on or off, may conveniently be adjusted to be at +100V. Fig. 4 shows the circuit arrangement. In the quiescent period when the Miller integrator anode is held at +200V by the relay contact A1, the 6SN7 triode (b) conducts 10mA, since its grid is held at +100V, and the cathode "follows" this voltage, with a 10-k $\Omega$  common cathode load resistor. Triode (a) cannot conduct since its anode circuit is broken by the relay contact A2. When the "start" button is pressed, triode (a) conducts instead of triode (b) since grid (a) is returned via the 1-M $\Omega$  resistor to a +110-V tap on the resistor chain. The relay in anode (a) circuit is energized and holds-in via contact A2 so that the start button may be released. Simultaneously contact A1 opens allowing the Miller integrator valve anode to commence the linear fall in voltage. Also contact A3 closes, applying the mains voltage to the enlarger lamp socket. The diode (a) does not conduct until the Miller integrator valve anode falls to +110V, when more anode current in the EF37 is turned on via diode (a) and the 1M $\Omega$  resistor, clamping the grid of triode (a) to the Miller integrator valve anode. As this common voltage falls to +100V, the 10mA flowing in the 10-k $\Omega$  cathode load is shared approximately equally between triodes (a) and (b), and after only a volt or so further fall in the voltage impressed on grid (a), the relay is de-energized and the interval ended, the circuit rapidly returning to the quiescent conditions.

**Mains Voltage Compensator.**—The light output of a normal electric light bulb used in a photographic enlarger varies as some high power of the applied voltage; approximately the fourth power under usual conditions. It is helpful in standardizing printing conditions if the nominal intervals given by a timer can be automatically compensated to take account of this variation. A simple device





TABLE

Switch Position	1	2	3	4	5	6	7	8	9	10	11
Time interval (sec.) .. ..	1	1.5	2.5	4	6	10	15	25	40	60	100
Exact Resistor Value .. ..	46.5kΩ	69.8kΩ	116kΩ	186kΩ	279kΩ	465kΩ	698kΩ	1.16MΩ	1.86MΩ	2.79MΩ	4.65MΩ
Nearest Preferred Value .. ..	47kΩ	68kΩ	120kΩ	180kΩ	270kΩ	470kΩ	680kΩ	1.2MΩ	1.8MΩ	2.7MΩ	4.7MΩ
Timing Error %	+1.1	-2.6	+3.2	-3.3	-3.3	+1.1	-2.6	+3.2	-3.3	-3.3	+1.1

Switch Position	1	2	3	4	5	6	7	8	9	10	11
Time Interval (sec.) .. ..	1	1.4	2	2.8	4	5.7	8	11	16	23	32
Nearest Preferred Resistor Value	47kΩ	68kΩ	91kΩ	120kΩ	180kΩ	270kΩ	390kΩ	510kΩ	750kΩ	1MΩ	1.5MΩ

The table shows, for each switch position, the interval, the exact value of resistor required and the nearest preferred value. The time error caused by the preferred values is also shown, assuming an input voltage of 4.65V rather than 4.7V in order to make the errors more evenly distributed.

An alternative set of intervals spaced by  $\sqrt{2}$ , or half a photographer's "stop" are also given with suggested values of resistance, assuming an input of 4.7V.

**Setting up and Calibration.**—After checking the circuit, the first thing to do is to ensure that the Miller integrator  $1\mu\text{F}$  capacitor does not leak. Some means of measuring the EF37 anode voltage is needed—either a d.c. valve voltmeter, a 20,000  $\Omega/\text{V}$  type of Avometer or similar on 1,000-V range, or a 0-100 microammeter used in series with the 1.5M $\Omega$  anode load. Disconnect the 10th resistor, and, using the 11th switch position, start the timer using the meter to show when the anode voltage has fallen to +150V. Now quickly switch to the 10th position and note the rate of change of anode voltage due to leakage only. 1V in 10 seconds represents a 10% error on the 100-sec. range but most present-day capacitors can do very much better

than that. Next check that the 6SH7 anode voltage is between +110V and +120V at the time of day it is proposed to use the timer. If necessary, correct this voltage by adjusting the resistance preceding the bias rectifier 6H6(b).

Calibration is not easy without instruments, and the simplest method is to beg, borrow or "bridge" an accurate 4.7-M $\Omega$  resistor for the 100-sec. position and, using a stopwatch, set the 2.5-k $\Omega$  potentiometer until this interval is correct—again at the time of day when most enlarging will be done.

**Alternative Valves.**—The circuit is not critical in valve types; those specified were used since they happened to be available cheaply. More affluent constructors could use modern miniature valves, for example:

*Compensator:* EF91, 6AM6, 6F12, Z77, SP6, HP6, etc.

*Miller integrator:* EF86, Z729, 6BR7, 6BS7.

*Double diode:* 6AL5, EB91.

*"Long-tail pair":* 12AU7, ECC82.

*Rectifier:* 6X4G, EZ90, U709.

No circuit modifications would be involved with these valve changes.

## CLUB NEWS

**Birmingham.**—At the meeting of the Slade Radio Society on February 3rd, T. P. Douglas (G3BA) will speak on "Some practical aspects of amateur v.h.f. construction." In addition to the normal fortnightly gatherings in February, there will be a special d.f. meeting on the 24th. Meetings are held at 7.45 at the Church House, High Street, Erdington, Birmingham, 23. Sec.: C. N. Smart, 110, Woolmore Road, Erdington.

**Birmingham.**—The next meeting of the recently formed Midlands Group of the British Amateur Television Club will be held on February 9th at the address of the secretary, F. J. Rawle, 16, Kings Road, New Oscott, Sutton Coldfield, Birmingham, 23.

**Cleckheaton.**—A. Thompson (G2FCL), who is dealing with two-metre transmitters at the meeting of the Spen Valley and District Radio and Television Society on January 25th, will discuss two-metre receivers at the

February 8th meeting, which will be held at 7.30 at the Temperance Hall, Cleckheaton. Sec.: N. Pride, 100, Raikes Lane, Birstall, near Leeds.

**Coventry.**—At the meeting of the Coventry Amateur Radio Society on February 13th, L. W. Gardner (G5GR) will speak about aerials and switches. Meetings are held fortnightly at 7.30 at 9, Queens Road. Sec.: J. H. Whitby (G3HDB), 24, Thornby Avenue, Kenilworth, Warwick.

**Edinburgh.**—Radio interference and the amateur will be discussed by W. T. Bell, of the G.P.O. Engineering Department, London, at the meeting of the Lothians Radio Society on February 9th. A fortnight later Chief Inspector N. W. Bruce will talk about police radio. Both meetings begin at 7.30 at 25, Charlotte Square, Edinburgh. Sec.: J. Good (GM3EWL), 24, Mansionhouse Road, Edinburgh, 9.

# LOUDSPEAKER ENCLOSURE DESIGN

By E. J. JORDAN\*

## 2.—A Cabinet of Reduced Size With Better Low-frequency Performance

**I**N the first part of this article the features of performance and design of the principal methods of mounting a loudspeaker were reviewed. These may be briefly summarized in order of merit, as follows.

**Full Horn.**—Acoustically this is the ideal method of loudspeaker mounting. It provides excellent air loading on the cone, is devoid of self-resonance and possesses a high radiation efficiency down to any desired frequency, being limited only by the horn dimensions. The disadvantage of the horn is the very great size required for effective operation down to very low frequencies.

**Absorbing Labyrinth.**—This again presents excellent resonance-free air loading on the loudspeaker cone, and in this respect is comparable to the horn. It is effective down to any desired frequency, being limited, like the horn, by its dimensions. Unlike the horn, however, the disadvantage of this system is the falling efficiency at low frequencies due to the approach to constant-velocity conditions, although this may be partially compensated for in the amplifier. A labyrinth capable of good absorption down to very low frequencies is still rather big.

**Reflex Enclosure.**—The advantage of the reflex cabinet is that excellent damping is applied to the loudspeaker cone at its resonance where it is most required. A further point in its favour is that it is relatively simple to construct. The bass response from a reflex enclosure will have an efficiency somewhat higher than that from a labyrinth, and for a given bass extension, will be smaller, although it still makes a rather dominating piece of furniture in the drawing-room. The response will not be so smooth as for a labyrinth due principally to the upper of the two resonances common to this type of mounting. If very much bass boost is applied the reflex enclosure will tend to sound boomy, also port radiation at the lower of the two resonances will tend to cancel that from the cone.

**Wall Mounting or Large Flat Baffle.**—This type of loudspeaker mounting presents a lower impedance to the rear of the loudspeaker cone than any other, therefore with the exception of horn loading, this system has the highest efficiency among direct

\*Goodmans Industries Ltd.

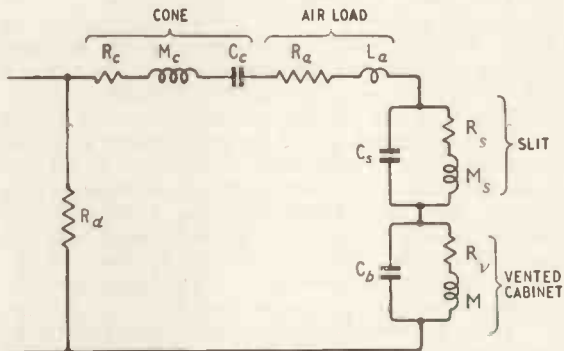


Fig. 8. Electrical analogue of loudspeaker-cabinet system incorporating an additional restricted aperture in front of the cone.  $M_s$  and  $R_s$  are the mass and resistance associated with the slit and  $C$  is the compliance formed between the cone and the inside face of the orifice.

radiators. The low acoustic damping applied to the cone, however, makes necessary the use of a loudspeaker unit having a high degree of electro-magnetic damping, if excessive cone velocity is to be avoided, in which case the relative efficiency of the system at low frequencies is lost and its performance will be similar to that of a labyrinth.

**Recent Trends.**—It has for years been the ambition of designers to produce a loudspeaker system having the performance of a horn and the dimensions of an orange box. (We will not say a matchbox since an 80-piece orchestra coming therefrom would stretch the imagination too far.) Many audio engineers have examined the possibilities of small compromise horn-type enclosures since these may be capable of very impressive reproduction. The writer is not, however, addicted to impressive reproduction preferring to aim for accuracy. The horn cannot be compromised effectively and it can be stated categorically that good reproduction from, say, 50 c/s down to 30 c/s would demand an enormous horn. In any case it is questionable whether such high efficiency is necessary from a given loudspeaker unit. The labyrinth will

$C_b$  = compliance of air in closed cabinet.  
 $C_c$  = compliance of cone suspension.  
 $C_s$  = compliance of air between cone and front slit baffle.  
 $L_a$  =  $L_r(\pi r^2)^2$   
 $L_r$  = acoustic radiation mass.  
 $M_c$  = mass of cone system.

### SYMBOLS

$M_s$  = mass of air in slit.  
 $M_v$  = mass of air in vent or orifice.  
 $R_a$  =  $R_r(\pi r^2)^2$   
 $R_c$  = resistance due to friction in cone.  
 $R_d$  = mechanical resistance due to voice coil damping.  
 $R_r$  = radiation resistance.

$R_s$  = viscous resistance of vent.  
 $R_v$  = total resistance component of vent %  $R_r = R_s$ .  
 $v$  = velocity of cone.  
 $Z_s$  = impedance due to loudspeaker mounting.  
 $Z_r$  = acoustic radiation impedance.  
 $\omega = 2\pi f$ .

C.g.s. units for mechanical and acoustical quantities, and e.m. units for electrical, have been assumed throughout.

secure the same downward extension of bass and freedom from resonance as a horn many times its size. Admittedly the amplifier is called upon to supply a few more low-frequency watts, but for normal requirements this is well within the capabilities of any of the well-known 10 or 15-W amplifiers. Even if an additional bass boost circuit has to be fitted, the cost and trouble is still hardly comparable to that of horn construction.

Space-saving considerations give the reflex enclosure a very great advantage over the other systems mentioned; in addition the acoustic characteristics are very good, and the principle suggests itself as being more amenable to compromise than that of the horn. A great deal of experimental work has been directed therefore to reducing still further the size of a reflex enclosure and improving its performance.

We saw in the previous article that, if its size is reduced, the reflex enclosure will present a higher impedance to the rear face of the cone at all frequencies, and, due to the increased impedance of a smaller port, the upper resonant frequency will become unduly prominent. We mentioned also that facing the cone into a restricted aperture or slit would reduce the resonance. This may now be explained by considering the analogous circuit (Fig. 8). Here the impedance due to the mass and resistance components of the slit appears as the series  $M_s$  and  $R_s$  shown. Now the lower resonant frequency

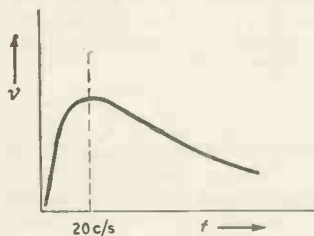


Fig. 9. General form of velocity/frequency response of cone required at very low frequencies.

will be substantially due to  $R_c M_c C_c R_a M_s R_s M_s R_s$  in series and the upper resonant frequency due to  $R_c M_c C_c R_a M_s R_s C_c$  in series. Since the impedance of  $M_s$  and  $R_s$  forms a greater proportion of the total mass reactance and resistance in the second case the upper resonance  $f_2$  will be lowered both in frequency and amplitude to a greater extent than  $f_1$  (see Fig. 11). A vertical slit also has the advantage of diffusing the higher frequencies horizontally due to its approaching a line source.

The condemning feature of the slit (or any other reduced orifice in front of the loudspeaker cone) is that in conjunction with the cavity ( $C_s$ ) formed between the cone and the inside face of the material forming the slit, it constitutes a Helmholtz resonator, which makes itself heard very forcibly somewhere in the middle frequency (300 c/s-700 c/s) range. Standing waves also occur between the cone and the inside face, causing irregularities noticeable in the treble (1,000 c/s-5,000 c/s). We may, therefore, frown upon slits.

It is better to form the impedance  $M_s$  and  $R_s$  behind the cone by fitting, for example, a cowling† over the rear of the loudspeaker which has an outlet of restricted area, or, as is described in a patent held by Murphy Radio, a corrugated cardboard cylinder is fitted over the rear of the speaker, so that the

†Patent applied for by Goodmans Industries.

rear radiation must pass through the small tubes so formed.

These systems represent a very considerable improvement over the slit, although they still tend to introduce slight irregularities in the response. It is surprising, how efficiently even a cardboard drum can behave as a tubed pipe. Nevertheless it must be said the performance of these enclosures is very good for their size and at low frequencies is comparable to that of a full-sized labyrinth. Like the labyrinth they present a high resistive impedance to the rear of the loudspeaker cone; their efficiency is therefore low. It will be seen that  $M_s$  and  $R_s$  in the analogous circuit will tend to reduce the cone velocity at all frequencies. These components do therefore constitute a further loss of efficiency.

The reader should now be well acquainted with the principles involved in the design of the basic type of loudspeaker mounting and with the problems encountered, if these designs are comprised. The question of size is a very important one; there is a demand for a really high-quality sound-reproducing system that is small enough to be unobtrusive in a small lounge or flat.

A good approach to the design of such a system would be to state exactly what was meant by "really high quality" and to define the acoustic properties of the system in terms of cone velocity. This can be expressed as a function of mechanical impedance, which in turn may be translated into an analogous electrical impedance. The problem then resolves itself into the solving of the electrical circuitry. This approach led to the design of an enclosure having the desired performance and, proceeding as above, we shall endeavour to show the derivation of this design.

Enumerating the principal qualities of an "ideal" enclosure, we have:—

- (1) Frequency response extended down to at least 20 c/s.
- (2) Complete absence of resonances above this frequency.
- (3) Small size.
- (4) Efficiency as high as possible in keeping with (2) and (5).
- (5) Low distortion.

In order to satisfy requirements (1), (2) and (4) the cone velocity must increase progressively as the frequency is lowered to 20 c/s. Therefore, the enclosure must load the cone in such a way as to bring the effective cone resonance down to this frequency. There must be also a sufficiently high resistance component in order to satisfy requirement.

(5) By limiting excessive increase of cone velocity due to resonant conditions.

In the analogy, these conditions are fulfilled by the velocity curve shown in Fig. 9, and the corresponding analogous circuit shown in Fig. 10, where inductive and resistive elements are added to the cone circuit.

As we have seen, a convenient way of adding mass to the loudspeaker cone is to load it by means of restricted orifice or vent. It is preferable to couple this air mass to the rear face of the cone, and since, at the resonance of the system (neglecting here any compliance existing between this air mass and the cone) the radiation from the vent will be in antiphase with that from the front of the cone, in order to produce negligible cancellation, the vent



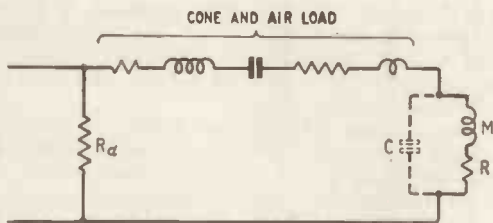


Fig. 10. Analogue circuit elements added to cone to produce response of Fig. 9.

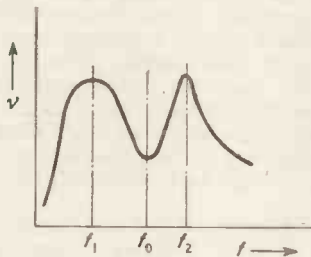


Fig. 11. Velocity/frequency response resulting from the addition of C in Fig. 10.

area must be considerably less than the effective piston area of the cone. Therefore, for a given mass reactance a small vent is preferable to a larger vent with a tunnel. As the orifice is reduced, however, the resistance due to viscosity at its edges is increased relatively to the mass reactance, and, whilst to some extent this is desirable for requirement (5) above, a point is reached where the rise in velocity down to the required frequency due to the action of the added mass is severely reduced, resulting in an undue loss of radiated power at these frequencies. This conflicts with requirement (4) above. These considerations therefore fix the port dimensions within fairly narrow limits, quite irrespective of whether the mass reactance from these dimensions is sufficient to reduce the loudspeaker cone resonance from wherever it is down to the required low-frequency limit. Since the mass reactance of the orifice will increase with frequency, it will be necessary to decouple this mass from the cone at the higher frequencies. This requires a shunt capacitance C in the analogy, which may be of such value, that in combination with the mass reactance  $\omega M$  will produce an effective mass reactance  $\omega M'$  having the value required to lower the effective resonance of the series circuit, i.e., the effective cone resonance by the desired amount. Since the capacitance C performs two functions, its value must be determined with both these in mind. For "decoupling" purposes the circuit must become capacitive as soon as possible above  $f_1$  (Fig. 11) which indicates that the resonance of the parallel section  $f_0$  should occur a little above this frequency. We shall see later, however, that it is desirable for  $f_0$  to occur above the free-air resonant frequency of the loudspeaker cone. The effect of C on the effective cone resonance may be seen by considering the susceptance of the parallel section, which is:—

$$B = \frac{\omega^2 CM - 1}{\omega M}$$

and provided this expression is negative the circuit

will behave as an effective inductive reactance of magnitude

$$\omega M' = \frac{\omega M}{1 - \omega^2 CM}$$

To lower the effective cone resonance to a frequency  $f_1$  the sum of the above expression, and the effective reactance of the cone must be zero at this frequency.

$$\text{Effective reactance of cone, } X'_{\text{cone}} = \frac{\omega^2 M_c C_c - 1}{\omega C_c}$$

By implication  $\omega M'$  is positive at  $\omega_1$  and  $X'_{\text{cone}}$  negative at  $\omega_1$ .

$$\text{Equating we have } \frac{\omega^2 M_c C_c - 1}{\omega C_c} = \frac{\omega M}{1 + \omega^2 CM}$$

Transposing for C we have

$$C = \frac{C_c}{\omega^2 M_c C_c - 1} - \frac{1}{\omega^2 M}$$

Although a value of C may be found from this expression a lower limit is set to its value by its decoupling function. It is vital that the impedance of the parallel section be well decoupled at frequencies above about 50 c/s.

It is evident that the circuit we now have is analogous to a vented enclosure where the component values have been specially chosen to maintain the radiation efficiency down to 20 c/s. In the previous article we showed how a circuit of this type had three critical frequencies  $f_1$ ,  $f_0$  and  $f_2$  which resulted in a velocity curve as shown in Fig. 11. In the present case  $f_1$  is our required low frequency resonance and in respect of our second requirement for the "ideal" enclosure the resonances at  $f_0$  and  $f_2$  must be eliminated. ( $f_0$  in the present case is not coincident with the cone resonance.)

We have seen that the resonance at  $f_0$  is due

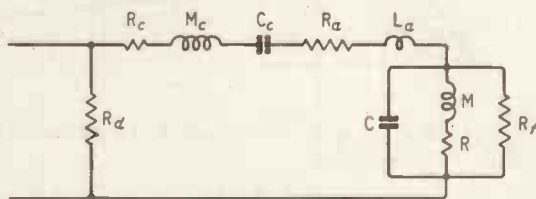


Fig. 12. Complete analogue of final design.  $R_f$  is an added acoustic resistance.

to the parallel section where its impedance rises to some high value reducing the cone velocity at this frequency. This impedance rise may, of course, be limited by shunting this circuit with a low resistance  $R_f$ , Fig. 12, the low limit of  $R_f$  being set by its damping effect at  $f_1$ .

It has been found possible to choose values of  $M_c$ ,  $C$  and  $R_f$  that are compatible with all the previous considerations and at the same time are such as to reduce the resonances at  $f_0$  and  $f_2$  to negligible proportions.

Let  $M$  and  $C$  have values producing a reactance characteristic which, relative to that of series components  $M_c$  and  $C_c$  will be as shown in Fig. 13. The three critical frequencies are shown, and it will be noticed that the reactance of the individual circuits at  $f_2$  is much higher than at  $f_1$ . If the effective reactance of  $M$  and  $C$  in parallel is  $X_p$  and this is shunted by  $R_f$ , then we may replace this

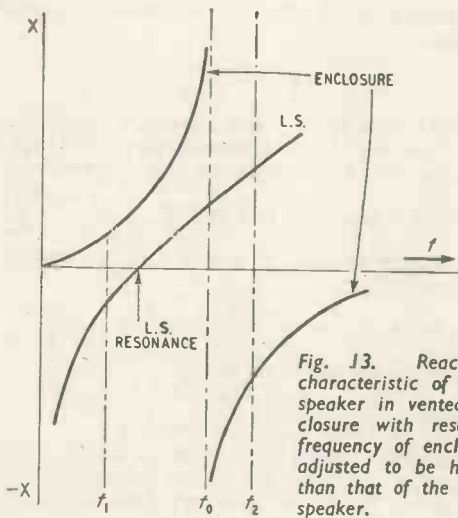


Fig. 13. Reactance characteristic of loudspeaker in vented enclosure with resonant frequency of enclosure adjusted to be higher than that of the loudspeaker.

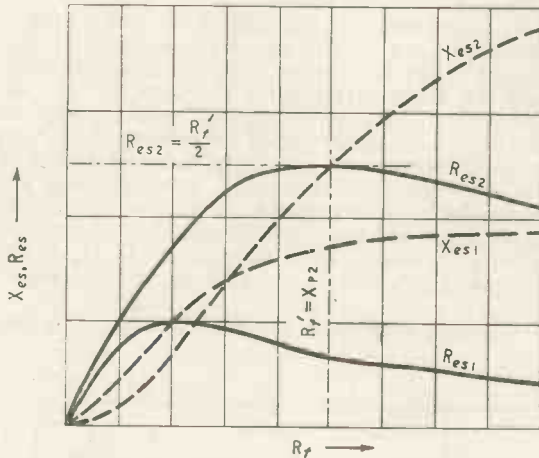


Fig. 14. Variation of  $X_{es}$  and  $R_{es}$  with  $R_f$  for two values of  $X_P$  when  $X_{P1} < X_{P2}$ .

arrangement by an equivalent series circuit consisting of a resistance  $R_{es}$  and reactance  $X_{es}$  which obey the well-known relationships:—

$$R_{es} = \frac{R_f X_P^2}{R_f^2 + X_P^2} \quad X_{es} = \frac{R_f^2 X_P^2}{R_f^2 + X_P^2}$$

The effect on  $R_{es}$  and  $X_{es}$  of varying  $R_f$  is shown in Fig. 14. The curves have been plotted for two values of  $X_P$ , i.e.  $X_{P1}$  and  $X_{P2}$  corresponding to those shown at  $f_1$  and  $f_2$ . It will be seen that the curve  $R_{es2}$  reaches a maximum at  $R_f = X_{P2}$  where its value is  $R_f/2$ . At this point it will be seen that  $X_{es2}$  and  $R_{es2}$  are equal and the  $Q$  of the circuit under these conditions is therefore 1.

If we now consider a lower value of  $X_P$  corresponding to  $X_{P1}$  at  $f_1$  we see from the curves that for the value  $R_f = X_{P2}$  the  $Q$  clearly greater than 1. It is evident from the curves that  $R_f$  has a range of values that will produce higher damping at  $f_1$  than at  $f_2$  (and also some values that will produce the opposite effect). The action of the enclosure vector may be summarized by considering the locus of its impedance, which is part of a spiral


and is shown in Fig. 15. The presence of  $R_f$  will of course alter the actual values of the frequencies  $f_1$  and  $f_2$ , but again careful choice of component values enable us to hold  $f_1$  at 20 c/s. We care not for the predicament of  $f_2$ .

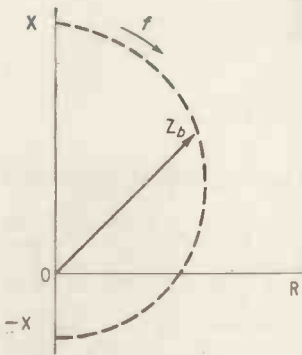
It was decided that the first prototype enclosure based on these principles should be designed for use in conjunction with the Goodmans Axiom 150 Mk. II loudspeaker. Accordingly the values of  $R_q$ ,  $R_c$ ,  $C_c$ ,  $M_c$  and  $R_p$  in the analogy were determined from the physical constants of this loudspeaker and translated into acoustical terms. From this the dimensions of the enclosure and vent were determined, and an enclosure was constructed accordingly, the resistance being analogous to a resistive air leak in the enclosure walls. The impedance curves for this enclosure are compared in Fig. 16 with those of the reflex cabinet and a true infinite baffle when housing speakers identical to the above. The evidence is fairly conclusive. The effect of closing the air leak (removing  $R_f$ ) is also shown.

There are a number of methods of forming the resistive air leak, all of them possessing varying degrees of manufacturing difficulty. One method is to make a number of very narrow slits in one or more of the enclosure walls. Another is to cover a relatively large aperture in an enclosure wall with a material of suitable porosity. In any event the resistance is due to the frictional component of the air leak and one of the principal practical difficulties has been to make this frictional component high relative to the mass component which is present in any aperture. In the analogous circuit this mass component appears as an inductance in series with  $R_f$ .

From the foregoing principles formulæ have been derived expressing the various cabinet dimen-

One of a range of acoustical resistance units designed to match Goodmans loudspeakers in cabinets of specified volume.





Left:—Fig. 15. Locus diagram showing variation with frequency of magnitude and direction of enclosure impedance vector.

Right:—Fig. 16. Voice-coil impedance curves of the Axiom 150 unit in the Axiom 172 enclosure and the same loudspeaker in various conventional mountings.

sions in terms of the loudspeaker constant and the desired frequency characteristics. The application of these formulæ, however, demands a complete knowledge of the conditions under which they were being used, otherwise the results can be laughable. In acoustics all sorts of nasty things happen; resistance varies with frequency (but only sometimes) and component values vary with the weather. One is almost tempted to suggest that guesswork would yield as good results.

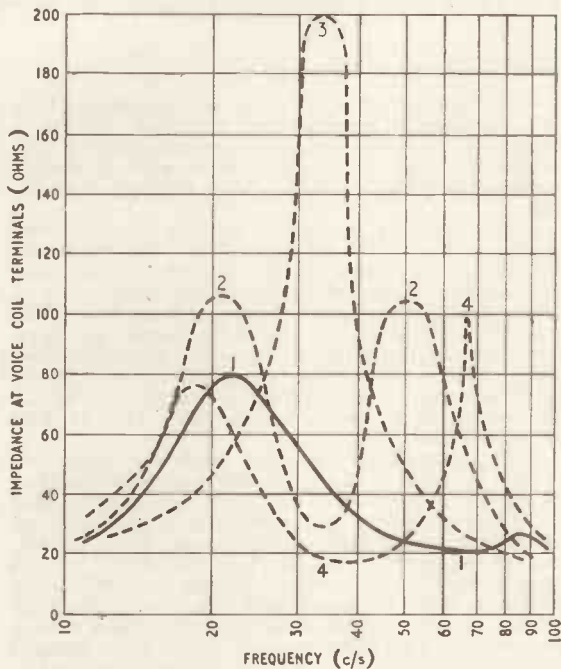
Fortunately this is not quite true, and in order to simplify the design of enclosures for their various loudspeaker systems Goodmans Industries have worked out the optimum enclosure volume for each system and have designed and marketed for each system a panel containing the acoustic components corresponding to  $R_f$  and  $M$  in the foregoing analogies. These panels are slightly inaccurately known as acoustic resistance units or ARUs but in fact the required mass component is also included so that all the home constructor needs to do is to make a box of the prescribed internal volume and cut two holes, one for the loudspeaker and one for the appropriate ARU, and having lined the enclosure and screwed these items into place, the enclosure will exhibit all the properties originally stated. The manufacturers have produced this unit, since they feel that in view of the foregoing discussions it is not possible to offer any simple formulæ or design that could be used by persons not familiar with this type of work to produce the required acoustic components with any degree of accuracy.

The performance of Axiom enclosures has been compared with that of other types. Listening tests have shown that the bass radiation is somewhat better than that from the reflex type cabinet at middle bass frequencies and considerably better at the low frequencies, thereby imparting a warm, well-balanced quality to the reproduction. Tests with an oscillator showed that a strong, pure 20-c/s fundamental note could be radiated without excessive cone movement. Transient curves taken showed a very short decay time, characteristic of non-resonant conditions. This is the more interesting when one realizes that the volume of this type of enclosure is about half that of a correctly designed reflex cabinet for the same speaker.

In addition to the qualities mentioned this type of enclosure has the following advantages:—

- (1) It is simple and cheap to construct.
- (2) The dimensions of the enclosure (corresponding to  $C$  in the analogous circuit) are not extremely

- (1) AXIOM ENCLOSURE WITH TYPE 150 UNIT
- (2) REFLEX ENCLOSURE
- (3) INFINITE BAFFLE
- (4) AS (1) BUT WITH  $R_f$  OPEN CIRCUIT



critical and may be varied up to  $\pm 10\%$ , if necessary for "styling."

(3) The enclosure can be of any shape and the acoustic resistance unit can be placed in any position relative to the speaker.

(4) The resonant frequency of the loudspeaker is not critical, although, if higher than the value for which the enclosure was designed, the bass extension will be reduced.

Theoretically the bass response of any enclosed loudspeaker will tend to fall, due to the damping applied to the cone reducing the condition of mass control. In the enclosure we have described, however, the impedance applied to the cone governs its velocity in a predetermined manner, thereby securing a higher efficiency, which in practice made bass boosting unnecessary, even when used in conjunction with loudspeakers having high electromagnetic damping.

This enclosure design has been named "Axiom" after the range of high-fidelity loudspeakers manufactured by Goodmans Industries. Patent applications have been made.

## "Wireless World" Index

COPIES of the index to the material published in *Wireless World* during 1955 are now available from our Publishers, price 1s (postage 2½d). It includes both general and classified indexes. Cloth binding cases with index cost 7s 6d (postage 6d). The binding of readers' own issues can be undertaken by our Publishers, the cost per volume, including the index and binding case, being 22s 6d, plus 1s 6d postage on the bound volume.



# LETTERS TO THE EDITOR

The Editor does not necessarily endorse the opinions expressed by his correspondents

## F.M. Receiver Design

I FIND the persistent advocacy and use of an i.f. of 10.7 Mc/s for f.m. receivers very disturbing. This i.f. is being used by all but one or two manufacturers in this country and has twice recently been used in designs appearing in your journal—in April and August of last year.

I am beginning to wonder whether there is some mysticism attached to the figure 10.7. This particular frequency was chosen by the designers of the ratio detector who published details of the detector transformer design in the *R.C.A. Review* of June, 1947. This was over eight years ago and in a different continent. I submit that this frequency is totally unsuited to our needs in 1955. I hesitate to suggest that the reason for its adoption in this country is laziness, but with the advances in valves and techniques since 1947, is there any other excuse?

With the oscillator operating above the signal frequency the main danger is oscillator harmonic radiation on television channels 9 to 12. With the oscillator below the signal frequency the interference possibilities are oscillator harmonic radiation on channel 6 and second-channel interference from television channel 5. In both cases fundamental oscillator radiation can take place within the signal-frequency band. In view of this, I am amazed to learn that a recent recommendation from a manufacturer's organization—who should know better—supports the general adoption of 10.7 Mc/s as the i.f. for f.m. receivers, with the oscillator operating below the signal frequency. This is only postponing the evil day until television channel 6 is in use and v.h.f. broadcasting arrives in S. Wales and Newcastle. If ever the remaining 95-100 Mc/s of Band II are released for broadcasting, the fun will wax fast and furious.

These dangers were more than adequately expressed by the Editor of your sister journal *Wireless Engineer* in February of last year and I feel that *Wireless World* could, and should, do more to warn the industry of the dangers of persisting with this unsuitable frequency. There is far too much of the cloak and dagger attitude about these manufacturers' organizations—practically every piece of paper is marked "confidential." There is nothing confidential about this subject and it will be all the better for an airing in the columns of the technical press—and what better medium than *Wireless World*?

London, N.W.5.

G. H. RUSSELL.

## Channels for Trawlers

I REFER to a letter written by R. I. T. Falkner in the October issue of *Wireless World*.

V.H.F. for marine use is not the only part of the frequency spectrum which seems to be a muddle. What of the lower frequencies in the R/T bands (intership frequencies for fishing vessels) and the unfair allocations of frequencies to coasters and the armed forces? Whereas there are some 1,500 fishing vessels (big trawlers and small wooden motor fishing vessels) fitted with R/T to work on three intership frequencies, there are only 500 coasters to work on three channels of their own. The fishing industry, the largest commercial user, has been left out in the cold and never consulted as to its requirements.

Such technical considerations as keeping larger fishing vessels with larger aerials on a frequency of their own were never even given a thought.

Eighteen months ago the fishing industry asked for this matter to be put right and requested an allocation

for small ships because of aerial limitations, but we have had no action.

This is typical of the attitude of the G.P.O., and Mr. Falkner bears this out by the f.m. *versus* a.m. "fracas." However, two wrongs do not make a right, and I do not think it within the scope of the Government or the G.P.O. to put this matter right. Until the interested parties are represented, including R.I.C., Shipping Chamber of Commerce, the fishing industry, mobile users of v.h.f., aircraft industry, radio amateurs and all interested users of radio channels form a British Communications Commission, we can do nothing.

Another scandal is the vast allocation to the armed forces of frequencies which are never used. Surely this is an unnecessary waste of frequencies when government stations can tell any British station to move from the frequency it (the government station) requires.

If a B.C.C. were formed we should make our own bed, and maybe the ether would be a happier place to live in because everyone would know what was going on and the G.P.O. would become only an operating company and a licence fee collector. Until a B.C.C. is formed, Mr. Falkner and myself are just voices from outer space expressing an opinion into a G.P.O.-created muddle of radio waves.

Radio Engineer,

R. COLLINS,

The Great Grimsby Coal, Salt and Tanning Company.

## Non-Standard Valves

I HAD hoped that the ghost of the non-standard Octal had died by the passage of time been laid for ever. Alas, no. In building a pulsing unit recently my dealer in error sold me a valve socket of this type which I wired in. The result: a broken valve, a lot of wiring and a waste of time which I could ill spare.

If all the curses which have been heaped on the "Master-mind" which evolved this abomination were laid end to end they would surely stretch from here to perdition.

Esher, Surrey.

E. F. WOODS.

## "Q Measurement"

MAY I be permitted to point out that the error in my article noted by K. W. Stanley and E. Spielberg (your January issue) did not occur in my MS?

Secondly, may I comment on the alternative method as detailed by Messrs. Stanley and Spielberg? The expression for  $C_s$ , as given by them involves the value of  $C_v$ , the variable capacitor in the Q-meter, which either assumes correct calibration of this capacitor or involves indirect measurement of its capacity. However, as stated in the last-but-one sentence of my article, the method proposed by me does not entail accuracy of calibration of the Q-meter capacitor.

Southend-on-Sea, Essex.

S. KANNAN.

## Radio in Schools

MAY I take this opportunity of thanking you for publishing our appeal for radio equipment in your October issue and those of your readers who answered the appeal.

The response has been quite magnificent and has enabled us to make a successful beginning with our project.

A. W. ROWE,  
Headmaster, Holmer Green County School,  
High Wycombe, Bucks.

# F.M. for B.F.N.

NOVEL SYSTEM OF RADIO

RELAYING: AUTOMATIC OPERATION

By J. D. PARKER, B.Sc. (Hons.)

**T**HE British Forces Network in Germany relied until recently on six medium-wave stations to provide coverage of that part of the Federal Republic that used to be called the British Zone of Occupation; i.e., the Northern and Western part of Germany. With one exception the stations were synchronized on 1214 kc/s, the same frequency as is used for the B.B.C. Light Programme. The network was synchronized, too, with the B.B.C. in order to minimize mutual interference and, since the indirect ray from the British Forces Network could give rise to a strong field strength in the U.K. and vice-versa after sunset, it was necessary outside of daylight hours for the two networks to radiate the same programme. This meant that only for a comparatively short period in the middle of the day could the Forces Network generate its own programme to cover local news and items of specific interest to the Serviceman in the British Zone of Germany.

As a result, however, of experience gained with one or two pilot f.m. transmitters set up in areas of particularly bad medium-wave reception, it was decided in 1954 to operate in Band II. The network finally chosen, which was brought into service on January 1st, comprises nine stations. (See Table 1.) The location of eight of these and the estimated coverage are shown in the map on page 82.

This frequency-modulated network has several interesting features.

1. The transmitters are entirely automatic in operation, each one being equipped with a spare 250-W drive stage and a control unit which decides in case of breakdown which is the best way to combine the units still working to give the maximum output.

2. The system is so arranged that, apart from the cables linking the Cologne studios to the two main stations, Bonn and Langenberg, and that between Hanover and Berlin, all stations are linked by radio (see Fig. 1). The system used is known in Germany as *Ballempfang* and amounts to a radio relay using the intermediate transmitters as broadcasting stations. This has not only important financial advantages, but frees the system from the limitation of quality imposed by lines.

3. The stations at

On January 1st the medium-wave stations of the British Forces Network in Germany closed down and a network of nine v.h.f. stations took over. Some of the features of this f.m. network are outlined by the author who was until recently on the Control Commission in Germany as controller of radio

Langenberg, Nordhelle, Herford, Hanover and Verden do not use conventional drive stages, such as are used in a normal frequency-modulation transmitter, but virtually act as high-power frequency changers. For example, the Herford station picks up the programme from Nordhelle (89.15 Mc/s) or Langenberg (89.10 Mc/s) and after frequency conversion re-radiates it with an effective power of 15 kW on a new frequency (96.6 Mc/s).

4. The transmitter at Herford, an important link in the chain because of its geographical position, is further secured against breakdown by the provision of two complete automatic transmitters. In addition

TABLE I

Station	E.R.P. (kW)	Frequency (Mc/s)
Bonn... ..	2	96.55
Langenberg ... ..	60	89.10
Nordhelle ... ..	15	89.15
Herford ... ..	15	96.60
Hanover ... ..	15	89.40
Verden ... ..	60	90.30
Pinneberg (Hamburg) ... ..	15	98.40
Drachenberg ... ..	24	99.30
Berlin ... ..	8	87.60

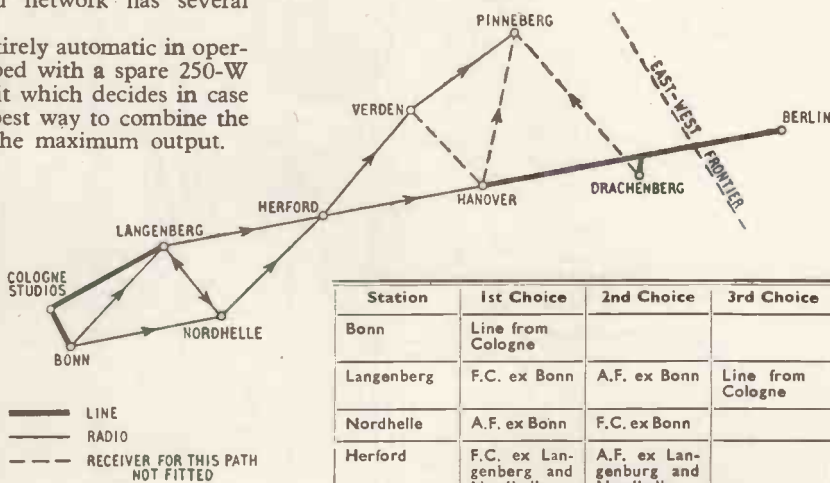


Fig. 1. As shown here diagrammatically, most of the transmitters are both broadcasting and relay stations.

Station	1st Choice	2nd Choice	3rd Choice
Bonn	Line from Cologne		
Langenberg	F.C. ex Bonn	A.F. ex Bonn	Line from Cologne
Nordhelle	A.F. ex Bonn	F.C. ex Bonn	
Herford	F.C. ex Langenberg and Nordhelle	A.F. ex Langenberg and Nordhelle	
Hanover	F.C. ex Herford	A.F. ex Herford	
Verden	F.C. ex Herford	A.F. ex Herford	A.F. ex Hanover
Pinneberg	F.C. ex Verden	A.F. ex Verden	

F.C. = Frequency Changer Transmitter. A.F. = Audio Frequency fed to Drive Stage.

an extra receiver is provided so as to give a second choice of feeder station, viz Nordhelle, should Langenberg, which is the normal feeder station, break down.

### Transmitter Features

Basically the transmitters consist of a 250-W drive stage, or alternatively a 250-W frequency-changer drive stage, with amplifiers appropriate to the rated power output.

Each 250-watt drive unit contains a regenerative oscillator on  $\frac{1}{3}$ th of the final frequency of the transmitter, which is frequency modulated by a reactance valve push-pull modulator. The audio-frequency voltage input to the transmitter is amplified in the a.f. amplifier and pre-emphasized before being fed to the modulator by a network whose time-constant can be either 50 or 75  $\mu$ sec.

The oscillator frequency is multiplied in a 3-stage radio-frequency amplifier, the output power of which is 8 watts. This output is fed to an amplifier where the frequency is doubled once more and the power brought up to 250 W. An automatic frequency control is used to keep the carrier frequency steady. It consists of a crystal-controlled oscillator which is compared with the frequency of the exciter. For

comparison, use is made of a low-pass filter which in this case converts frequency variations to amplitude variations. The voltages ahead of and after the low-pass filter are applied to the windings of a polarized relay. The armature of this relay remains in its central position for a predetermined difference frequency. If this difference frequency changes, the relay armature moves to one side or the other and starts a motor running in one direction or the other, this in turn retunes the exciter until the predetermined frequency difference is reached. Thus the exciter is maintained at a constant difference frequency with reference to the crystal oscillator, the magnitude of the difference frequency being fixed by the circuit design. By this means frequency deviations of the transmitter are limited to  $\pm 1,000$  c/s. The exciter is fed by an electronically regulated power supply that maintains a high-tension voltage accurate to 0.1 per cent over the possible range of mains supply voltages. This ensures very good stability of the exciter oscillator and consequently only occasional correction by the automatic frequency control.

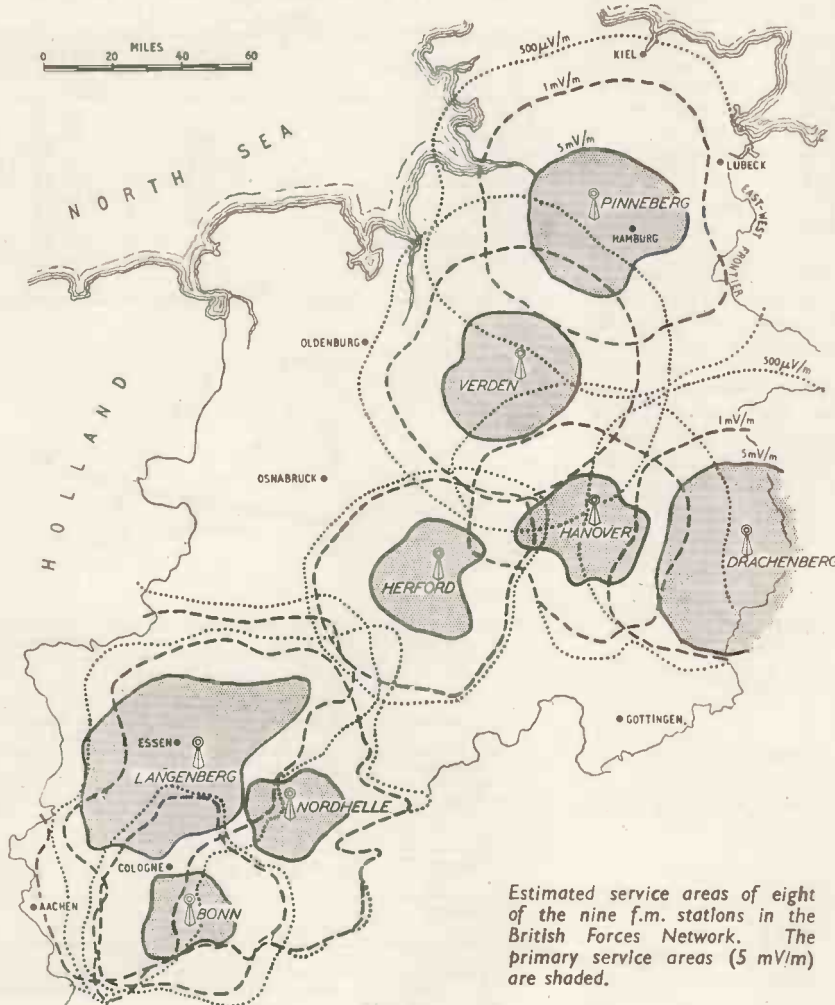
The 250-W frequency changer drive unit, which is used at each station where modulation is supplied by means of a radio relay, is of particular interest.

This unit replaces a normal drive stage which has to be fed by the a.f. output from a receiver. In operation the programme from one station is received by the next station in the network and after appropriate frequency conversion and power amplification is re-radiated.

The frequency conversion circuit comprises a receiver, which is in principle a superheterodyne with an additional stage through which a portion of the oscillator voltage is tapped off and also an arrangement whereby a portion of the i.f. voltage is tapped off ahead of the last limiter stage.

Both of these voltages are passed to a convertor unit where the conversion of the received frequency into the transmitted frequency is performed. The convertor unit consists of a crystal-controlled oscillator working at a frequency equal to the difference between the received and transmitted frequencies, a mixer stage, a buffer amplifier, a second mixer stage and a further radio-frequency pre-amplifier.


The voltage tapped off from the receiver variable



Estimated service areas of eight of the nine f.m. stations in the British Forces Network. The primary service areas (5 mV/m) are shaded.



frequency oscillator is applied both to the mixer stage of the receiver and to the first mixer of the convertor unit. By mixing with the frequency of the crystal-controlled difference oscillator, a frequency is produced which, after selective amplification to eliminate spurious signals developed in the mixing process, is passed to the second mixer stage. In this stage it beats with the frequency tapped off from the i.f. amplifier and produces at the output of the mixer stage a frequency different from the received frequency by the frequency of the difference oscillator, i.e., the required transmitting frequency. This final transmitting frequency voltage is fed to the pre-amplifier which rejects unwanted image frequencies and provides sufficient drive power for the subsequent 250-W amplifier.



Installation at Pinneberg which is typical of that at the other stations in the network.

The basic principle of the automatic switching system is that a spare 250-W drive unit is provided, and in the event of a failure the control unit automatically couples the remaining working units so as to give the nearest approach to the rated output. If a unit fails the necessary switching operations never take more than one minute. Fig. 2 shows the possible combinations that may be set up. Thus by appropriate positioning of the three basic switches, no matter which units are defective, the maximum possible power can be fed to the aerial. In the meantime the defective stage or stages are automatically coupled to the dummy aerial ready for testing when the maintenance staff arrives.

Fig. 2. Possible combinations in the automatic switching system in the event of failure of one or more units.

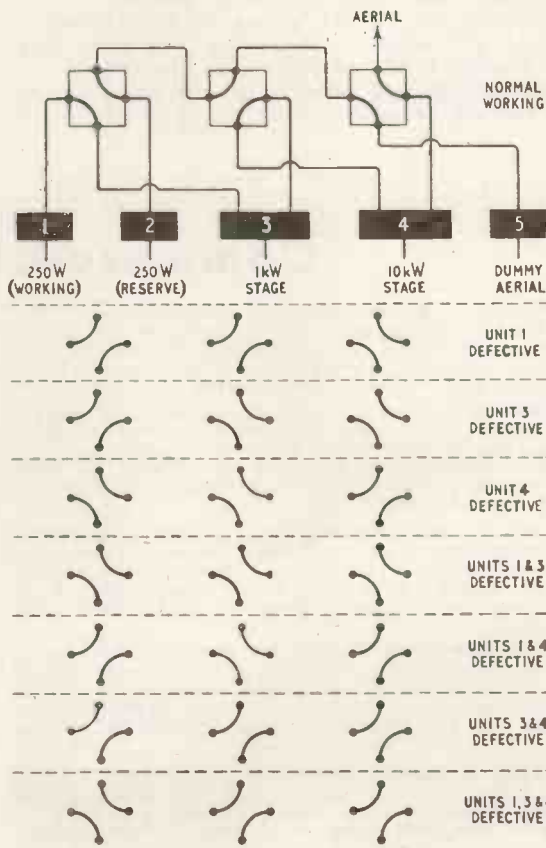
Any failure of the 250-watt frequency conversion drive stage, or of the station being received, counts as a failure of the drive stage and brings in the reserve drive stage of the normal type with its associated receiver pre-tuned to another station. In practice the incidence of failure from automatic transmitters using interstage switching and one "passive" reserve drive stage is very low.

It is anticipated that with the introduction of v.h.f. there will be a considerable financial economy for not only are the running costs lower but the rental of landlines—costing some £20,000 a year—is largely obviated.

### Frequency Allocation Problems

One aspect of the setting up of the network not mentioned so far is that of frequency allocation. When planning for B.F.N. it was necessary to ensure that a minimum frequency separation of 0.9 Mc/s between receive and transmit frequencies was maintained. In this connection, it has to be remembered that if the frequency separation is only of this small order, the voltage impressed on the receiver must not exceed 0.2 V.

The aerials used for the radio relay reception are Yagi types, used either singly or double depending on the field strength at the receiving point. For



efficient working of the receiver section of the frequency-changer unit it was decided to standardize on an input signal level of 100  $\mu$ V which gives a signal-to-noise ratio of better than 70 dB for 100% modulation.

At most stations the B.F.N. transmitter is on the same site as the N.W.D.R. transmitter so that the aerial is used for radiating at least two, and more generally, three programmes on different frequencies. Also some of the aerials already installed at the stations do not cover the whole band 87.5-100 Mc/s. This imposed a further limitation on frequency planning.

In order to permit the German broadcasting organization to use an additional frequency at Nordhelle the original B.F.N. frequency plan has been modified. Nordhelle and Langenberg now radiate on the same nominal frequency of 89.10 Mc/s but with the Nordhelle frequency offset by 50 kc/s. This system of operation provides attractive possibilities of frequency economy. A whole series of problems, however, had to be overcome, since in operating pairs of stations in this manner the phasing of the audio modulation has to be equalized. When the modulation is fed by line the setting up of the required time delay equalizing network is fairly straightforward. In this particular case, however, the modulation is supplied by radio relay and the distances from the parent station at Bonn to Langenberg on the one hand, and Nordhelle on the other are respectively 67.2 km and 72 km, making a time difference of 16 microseconds. The distances to the next station, Herford, are from Langenberg 136.5 km and from Nordhelle 126.0 km, i.e., a difference of 10.5 km giving a time difference of 35 microseconds. Thus the path from Bonn to Herford is 51  $\mu$ sec longer *via* Langenberg than *via* Nordhelle. In order to achieve phase equality at Herford a time delay must be put into the Nord-

helle chain. The Langenberg transmitter under normal operating conditions is operated as a frequency-changer transmitter, thus giving no appreciable delay due to transmitter circuits, whilst the Nordhelle transmitter is operated with a normal drive stage fed by audio obtained by de-modulating the signal from Bonn. This leads to a delay of about 20  $\mu$ sec, necessitating the addition of a further 30  $\mu$ sec delay in the Bonn-Nordhelle-Herford path. This delay is obtained by the use of low-pass filter sections having a cut frequency of 21 kc/s. Tests were made at Herford of the distortion factors at 1,000 cycles and 5,000 cycles with and without the delay circuits with the following results:—

	1,000 cycles		5,000 cycles	
	2nd Harmonic Distortion (%)	3rd Harmonic Distortion (%)	2nd Harmonic Distortion (%)	3rd Harmonic Distortion (%)
Langenberg direct reception ...	0.26	0.08	0.43	0.25
Nordhelle direct reception ...	0.27	0.09	0.78	0.23
Simultaneous reception with 30 $\mu$ sec delay at Nordhelle ...	0.08	0.07	0.90	0.20

It will thus be seen that this method of operation not only saves one transmitting frequency; i.e., that at Nordhelle, but also that the resultant distortion over the radio relay system is generally less than that obtained with the more orthodox system of operation.

## Commercial Literature

**Variable Voltage-Regulating Transformers.** New "Variacs," including miniature types, a model with 3.5 kVA rating and a series giving increased output current, listed in an illustrated catalogue from Claude Lyons, Valley Works, Ware Road, Hoddesdon, Herts.

**Waveguide Bench** for mounting microwave instruments, consisting of horizontal chromium-plated bars, in three-foot lengths, with vertical pillars (for supporting instruments) which can be slid along and adjusted in height. Leaflet from Elliott Brothers (London), Century Works, Lewisham, London, S.E.13.

**Sensitive D.C. Voltmeter,** using reflecting galvanometer, with resistance of 1 M $\Omega$  per volt. Ten ranges from 0.01 V full-scale to 300 V full-scale. Response time 2 seconds. Power supply from mains or battery. Leaflet from W. G. Pye and Co., "Granta" Works, Newmarket Road, Cambridge.

**Television Aerial Adaptor,** for adapting Band-I aerials to Band-III reception. Consists of extra element clamped to lower element of Band-I dipole immediately below the insulator, with optional director in front. Leaflet and technical data from The Meadow-Dale Manufacturing Company, The Dale, Willenhall, Staffs.

**Siting of Band-III Aerials** for good reception. Advice to dealers, with examples showing what action to take under various conditions when poor pictures are obtained. Leaflet from Bush Radio, Power Road, Chiswick, London, W.4.

**Nickel-Cadmium Accumulators,** 1.25-volt, made by Deutsche Edison-Akkumulatoren Company and notable for being permanently sealed and requiring no maintenance. Disc-type cells of 60-150 mAh capacity, cylindrical types of 125 mAh and above, and rectangular types of 1.7-20 Ah. Details in a leaflet from the British concessionaires, G. A. Stanley Palmer, Maxwell House, Arundel Street, Strand, London, W.C.2.

**Corner Loudspeaker** with exponential bass horn and unusual horn-loading system for giving uniform dispersion of mid and high frequencies. Natural resonance below 10 c/s, power rating 6 watts, gap flux 21,000-22,000 gauss. Leaflet from The Lowther Manufacturing Company, St. Marks Road, Bromley, Kent. Also a leaflet on other drive units.

**Valve Voltmeter** for measuring extremely small a.f. voltages. Maximum gain is 110 dB, corresponding to f.s.d. for 31.6  $\mu$ V, and can be varied in steps of 10 dB. Also a microphone amplifier, 20 c/s-20 kc/s, and a filter set, containing 27 third-octave filters for standardized main frequencies, designed to work in conjunction with it. All are new Brüel and Kjær instruments, described on leaflets from B and K Laboratories, 59-61, Union Street, London, S.E.1.

**Band-III Fringe Aerial** consisting of two 4-element Yagi units spaced by  $\frac{1}{2}$  wavelength. Narrow acceptance angle for high noise rejection and designed for coverage of Channels 7, 8 and 9. Two models available, one with mast and the other for fixing to existing mast. Leaflet from Labgear (Cambridge), Willow Place, Cambridge.

# Voltage Coincidence Oscilloscope

By R. J. D. REEVES\*

## Multi-channel Displays on a Single-beam Cathode-ray Tube

AN unusual method of presenting waveforms on the face of a cathode-ray tube is suggested, in which a conventional time base is used but the Y deflection is independent of the input. The raster is brightened at appropriate instants and the resultant collection of dots can be made to represent the input wave-shape. Time-base speed is limited, but multi-channel presentation can be achieved with vertical expansion and accurate voltage measurement on all channels.

**I**N most applications of the cathode-ray oscilloscope a repetitive function, which is available as a voltage waveform, is displayed on the tube to provide facilities for time and amplitude measurements of that waveform. Since the electron beam in the measuring tube is usually deflected by voltage it is natural to apply the function directly to the deflector plates; if necessary through the medium of a voltage amplifier. Although the limitations associated with this technique can hardly be described as severe, some difficulties are encountered when extremely high or extremely low frequencies require amplification; or when the function has a comparatively high d.c. content which is required to be measured, and which in any case calls for substantial "shift" to bring the waveform variations to the linear part of the transfer characteristic.

Voltage amplification is, however, not the only available means of portraying a waveform on the tube, and it may well be that alternatives to the classical approach will show advantages in certain applications.

It will be appreciated that an event occupying the bounded space on the c.r.t. screen represents a function which is being continuously repeated in the time domain, this point being tacitly understood by the observer, who is not directly aware of the periodic nature of the display.

But in a conventional oscillograph the luminous image itself is being retraced at the same rate and frequency (or a principal sub-harmonic), not because it is important to do so but simply because it is expedient. Discounting the possibility of highly mobile displays, it may be said that the information content of the waveform is exhausted after the first sweep, and thereafter the problem is one of recording the display. Yet the ampli-

fier is capable of transferring new information in every sweep, and therefore it may be asserted that, fundamentally, it is of unnecessarily high quality for its ultimate purpose. It is only necessary to retrace the display sufficiently often to avoid flicker and to indicate a change in the waveform without undue delay. It is not important to trace at the speed of occurrence of the event and it is not even necessary to trace in the direction on the tube face which represents the elapse of time.

This discrepancy between the speed of the event and the necessary speed of image synthesis can be exploited to make some improvement in the presentation, as exemplified by modern "stroboscopic" methods, or, in the manner to be described here, to permit a more primitive technique to be applied to the problem of mapping the voltage-time function.

The proposed system substitutes a voltage-coincidence circuit for the customary Y amplifier and for this reason an instrument of this type is classified as a voltage-coincidence oscilloscope (v.c.o.). Both the method and the resulting image have apparent limitations, but these do not in general coincide with those of conventional voltage amplifiers and there are certain fields of application for which it is well adapted.

**Voltage Coincidence Method.** A normal time base circuit is required for the X deflection; the province of the voltage-coincidence method being entirely that of the Y and Z (brightening) co-ordinates. The schematic diagram is shown in Fig. 1.

A sinusoidal audio-frequency oscillator is allowed to run independently of the trigger or input waveforms so that its frequency is not correlated with

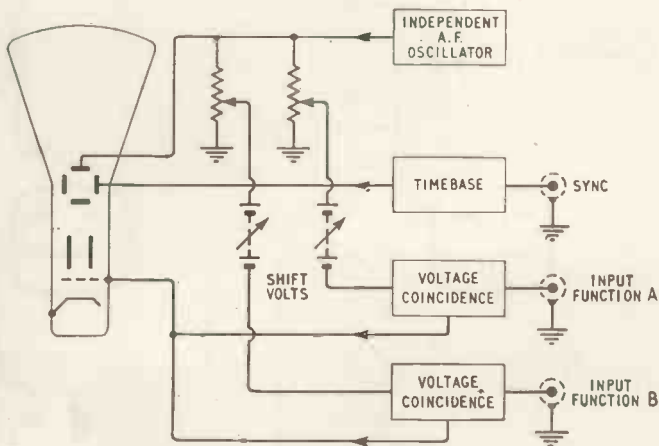


Fig. 1. Arrangement of circuit elements in the voltage-coincidence oscilloscope.

\* E. K. Cole, Ltd.



that of the function to be presented. This oscillator provides a number of co-phased outputs, one of which is connected to the Y plates of the tube and deflects it fully. The others are reference signals which can be individually adjusted in magnitude and shifted in origin so that they explore a suitable part of the voltage scale. Between the waveforms to be examined and one of these reference signals is interposed a voltage coincidence circuit, which provides a brightening pulse for the tube whenever the two signals are at the same potential. In this way the time of the voltage coincidence is recorded as a dot on the sinusoidal trace, and the aggregate of such dots plots the shape of the input function.

On the faster time base speeds the number of coincidences obtained per scan may be few (see Fig. 2) but the point is that they can be accumulated over many scans, particularly if a long-persistence screen is used, for the dots do not in general fall in the same place on successive scans if the a.f. oscillator is running free. In fact, the time taken to synthesize the picture, i.e., accumulate sufficient

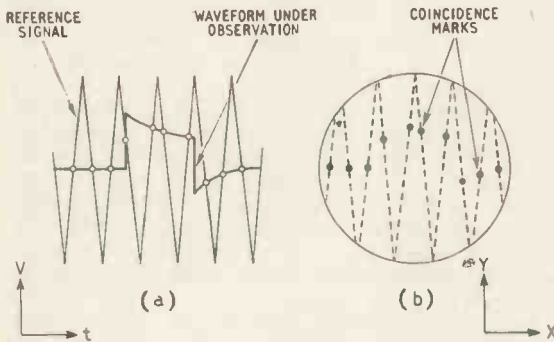
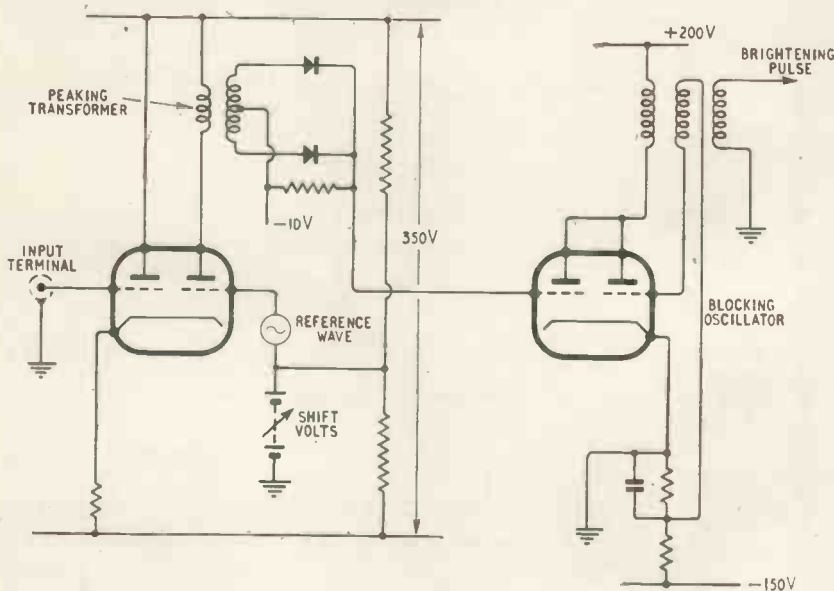


Fig. 2. (a) Graphical presentation of information in the voltage-time domain, (b) Resultant display on the c.r.t. screen.

Fig. 3. Basic coincidence circuit for one channel.



dots, does not progressively shorten as the time base speed increases, but remains at a certain minimum value which is a function of the oscillator frequency and the screen afterglow time.

Other input waveforms can be compared with different reference signals and be presented at the same time, giving the effect of a multiply split beam. Each waveform can be individually shifted and magnified so that functions that are widely separated on the voltage scale may be brought into juxtaposition on the screen. If a common reference signal is used with all input waveforms the voltage aperture that the screen represents is guaranteed to be uniform, and signal magnitudes may be compared, or voltage cursor lines may be superposed on one function. Furthermore, a monitored cursor line may be shifted across the function to measure it when the reference voltage is common to both.

The amplitude of the reference wave defines the apparent screen aperture and therefore corresponds to the normal sensitivity control, and the maximum sensitivity is limited by the resolution of the voltage coincidence circuit. The available shift is of course quite unrelated to the sensitivity and a vertical expansion effect can be achieved. For this feature the power supply for the input stage of the coincidence circuit should preferably be carried on the shift volts, in order to reduce the necessary signal-handling capacity of that stage. This permits shift potentials extending to several hundred volts to be freely employed.

Because the Y-deflection waveform is so elementary it is preferable to drive the "stiffest" tube co-ordinate with this signal and use the more sensitive plates for the time-base deflection. In this way the time base indirectly benefits from this type of presentation.

The coincidence circuits should be of high input impedance, and a "long tailed pair" circuit is suitable at the front end. An elementary circuit for one channel is shown in Fig. 3. The brightening pulses from any number of channels can be combined through buffer diodes at the c.r.t. grid.

Fig. 4 is a photograph of a two channel presentation, taken on a Mazda 30 C2 cathode-ray tube with a P2 (long afterglow) screen using a reference wave with a frequency of approximately 1 kc/s and a 2 msec time scale. The exposure was 1/10th second.

**Limitations of the Method.** The factor which limits the permissible speed of the time base is the duration of the brightening pulse, for this is intended to mark a point and should therefore occupy, say, less than one-five-hundredth part of the sweep duration. A 100- $\mu$ sec sweep therefore demands 0.2  $\mu$ sec pulses and represents about the ultimate limit of time base speed. The method is therefore not suited for fast displays.




Fig. 4. Simultaneous display of two waveforms, using separate coincidence channels.

Another point is that the trace is plainly discontinuous in appearance, with the collection of discrete points much in evidence. The effect is of a travelling chain of dots, constrained to follow the shape of the input function, but unfortunately the chain never appears to have sufficient velocity to create the impression of complete continuity.

A more serious consequence of the dot structure is that false patterns can be suggested when the time base is incorrectly synchronized to the waveform. The multiple-valued patterns produced on a conventional oscillograph when the time base frequency has a fractional relation to that of the input waveform is a familiar occurrence. Under similar conditions the v.c.o. will sometimes produce a pattern which suggests a single-valued function of erroneous shape. Such false patterns can be shifted or destroyed by slightly changing the oscillator frequency, and this constitutes a test for the validity of the display.

The problems encountered in the design of this kind of instrument are quite different to the familiar ones of amplification, and are largely concerned with the method of indicating voltage coincidence. The coincidence circuit is required to resolve small volt-

age differences and yet accept large voltage swings without drawing current, and at the same time it is desirable to maintain simplicity in this part of the circuit because the input stage at least has to be duplicated for each separate input channel. A fixed time lag in registering the coincidence is no drawback because it can be allowed for by advancing the phase of the sine wave which sweeps the tube, relative to the reference signals. The display in Fig. 4 shows a slight dispersion of the dots due to an uncompensated time lag.

The image on the screen does not suffer from any distortion in the usual sense although the unwanted dot structure may become objectionable or inadequate in cases where the duty cycle of the time base is very low or the frequency of the a.f. oscillator has an unfortunate relationship to that of the time base. The last condition can be cured, of course, by having an adjustment control for the oscillator frequency. The fact that the Y-deflection signal is in d.c. isolation from all inputs ensures that there is no difficulty with astigmatism, and this, coupled with the fact that the brightness of the trace is independent of the input waveform, means that the brightness and focus controls are certainly only occasionally required, and may perhaps be pre-set.

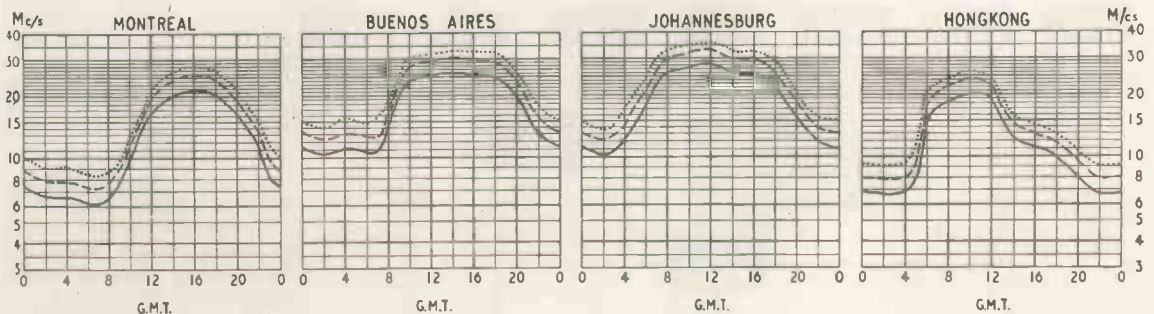
The facilities for voltage measurement are good, for the shift volts are not constrained by the sensitivity setting, and the waveform can be very accurately lined up with a cursor. Moreover, since all channels are direct coupled, several known voltage cursors can be displayed at once.

We may conclude, therefore, that the v.c.o. can be used as an advanced form of valve voltmeter for composite displays of d.c. potentials and waveforms in the audio-frequency range. But the point to be emphasized here is that this is a new technique which is worth consideration not only for the possibility of a new item of test equipment, but whenever d.c. presentation is called for in specialized equipment.<sup>1</sup>

<sup>1</sup>R. J. D. Reeves. "Klystron Control System." To be published in *Wireless Engineer*.

## SHORT-WAVE CONDITIONS

### Predictions for February



THE full-line curves given here indicate the highest frequencies likely to be usable at any time of the day or night for reliable communications over four long-distance paths from this country during February.

Broken-line curves give the highest frequencies that will sustain a partial service throughout the same period.

- ..... FREQUENCY BELOW WHICH COMMUNICATION SHOULD BE POSSIBLE FOR 25% OF THE TOTAL TIME
- PREDICTED AVERAGE MAXIMUM USABLE FREQUENCY
- FREQUENCY BELOW WHICH COMMUNICATION SHOULD BE POSSIBLE ON ALL UNDISTURBED DAYS

# Distribution Systems

## RELAYING SOUND AND TELEVISION IN BLOCKS OF FLATS

By J. KASON\*

SOME criticism has lately appeared in the press and technical journals of the ever increasing number of aerials adorning our towns and giving a distant community the appearance of a Picasso sketch. As new television programmes come into operation the multiplicity of aerials will become prohibitive. The owners of blocks of flats and/or local authorities object to the erection of individual aerials. The answer to that is relay distribution within the building. This is already very popular in the U.S.A.<sup>1</sup>, and is growing in this country. Many suitable systems have been in existence for some time, and one, using channel amplifiers, has been specifically developed to provide programme relay services comprising television, f.m. sound and all-wave radio for blocks of flats.

There are three basic ways of distributing television signals, (i) low frequency carrier transmission, (ii) conversion of signals in Band III into available channels in Band I, and (iii) distribution of information at transmitted frequencies.

With the first mentioned system the carriers may have frequencies of say 5.4 Mc/s and 2.7 Mc/s with video and sound modulation by Band I and Band III signals. At the receiving end, 5-valve terminal units would receive the signals satisfactorily. The low-carrier distribution method can also be adapted for reception with ordinary television receivers. The advantage of such a system is the centralization of all equipment, the small number of repeaters required due to the low loss in the cable at this low carrier frequency and the higher power handling capabilities of the output valve or valves since better cross

modulation figures are achievable at these frequencies.

The second system entails conversion of signals in Band III into available channels in Band I. Some distribution systems based on this type of conversion are in use to-day, and have the advantage that cable losses are halved, compared with what they would be at Band III frequencies. They have, however, some disadvantages *viz.*—a maximum of no more than two or three television channels can be accommodated because only four unused channels are available and receiver selectivity prevents the use of adjacent channels. It is difficult to design a cheap and efficient three-channel filter in Band I. Not all television receivers to-day, even those with turret tuners, have all the channels available for reception. The receivers would, in neighbouring flats in some cases, tend to interact with each other, and with f.m. receivers.

The third system of distribution of signals at transmitted frequencies can be accomplished in one of two ways, *i.e.*, by using distributed amplifiers or channel amplifiers.

In the first method of the third system a combination of channel amplifiers and distributed<sup>2,3</sup> amplifiers is used for the distribution of signals. The mixing of bands is done at low level to avoid cross modulation. Low gain channel amplifiers are used to equalize the levels of various programmes in such a way as to compensate for line losses ( $\text{output} \propto \sqrt{f}$ ). The combined signals are then fed *via* distributed amplifiers and splitters into lines. This system has the following advantages:—

The added reliability of the distributed amplifiers, since a failure (but not a breakdown) in the operation of one valve due to ageing reduces the gain by only 1.6dB (6 valve stage using EF95). There is no appreciable response characteristic drift. Higher output is permissible for a given cross modulation figure, since the total power output is shared by several valves, and theoretically and closely in practice the relationship between power and the number of valves is linear, hence this is an economical system when high power is required.

The disadvantages are:— low gain for a given number of valves. Critical impedance matching is required. The possible cumulative build up in frequency errors when

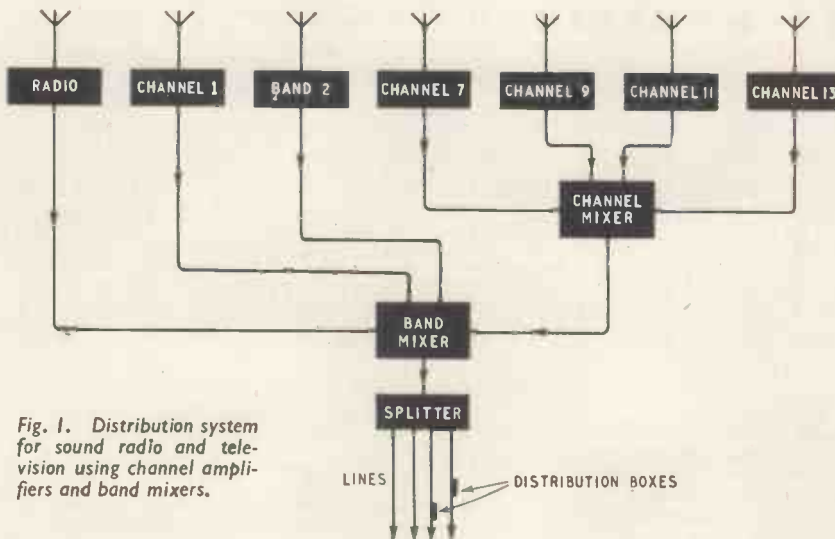


Fig. 1. Distribution system for sound radio and television using channel amplifiers and band mixers.



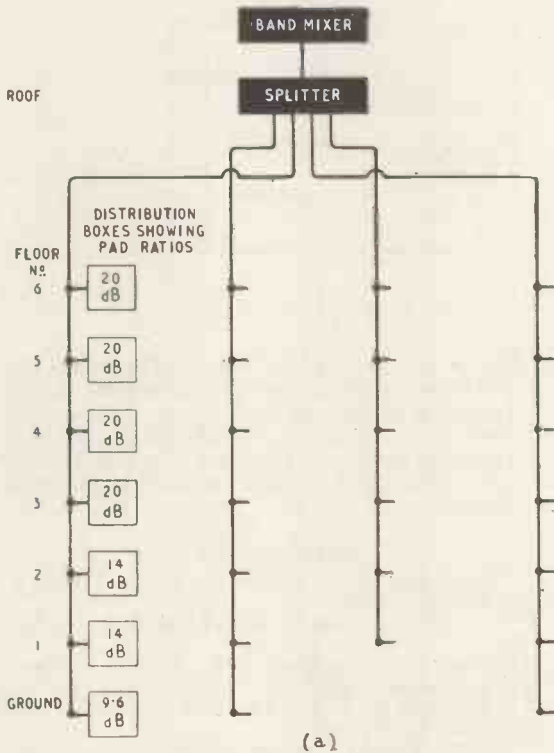
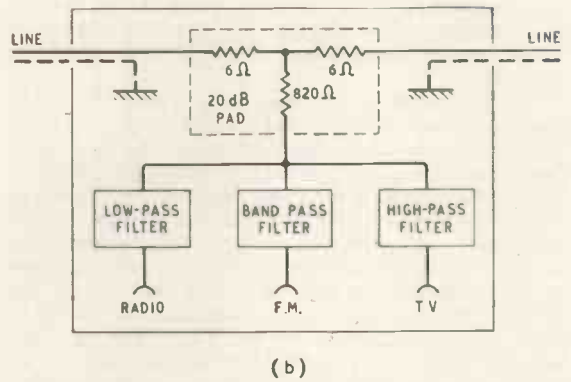


Fig. 2. (a) Schematic distribution system network for a small block of flats; (b) details of 20-dB pad.



has been based on the above assumption and the following section of this article will deal with some aspects of this design.

One particular channel amplifier used for distribution of Band-III programmes employs Z152 valves with 210 volts supply for anodes and screens, and the maximum possible output with acceptable cross modulation is 250 mV fed into a 100-ohm coaxial cable. This amplifier has a gain of 52 dB in any channel in Band III with a bandwidth of 4 Mc/s (at  $\pm 1$  dB). Because of variation of signal strength in various localities, it has been found necessary to provide a gain control fitted in the cathode of the first Z152 valve with a maximum range of 20 dB. Over-coupled circuits are used for the inter-valve couplings and, with all trimmers tuned to the centre frequency of any channel in Band III, a bandwidth of 4 Mc/s is obtained.

Tests of this amplifier yielded very satisfactory results but only the noise and cross modulation tests need be discussed here, since these show the essential limitation in the performance of the amplifier. A signal of 300  $\mu$ V fed into the Channel-9 amplifier showed a negligible increase of noise. However, for fringe areas, a cascade pre-amplifier is available. No noticeable cross modulation could be seen on a television receiver at the end of a 100-ohm line when the channel amplifier was providing 200 mV input. The cross modulation is 55 dB or better for the above output with the gain control in any position.

In order to find the isolation factor required for the band mixing unit (Fig. 1, 2, 3) a Band-III amplifier was tested for inter-modulation with an interfering Band-I signal, both amplifiers working at full output. The test showed that additional isolation of more than 10 dB had to be provided by the filters. Not more however than 1 dB of insertion loss can be permitted for Band III, as 200 mV output is only just sufficient to feed a 500-ft line satisfactorily.

amplifiers are cascaded. Valve failure, other than that due to ageing, puts all channels out of action.

In the second method channel amplifiers are employed for the distribution of signals. This system is easy to maintain and manufacture, shows a high gain per valve, low noise and low cost. Moreover, there is no need for channel equalizers, and on failure, only one channel is put out of service (Fig. 1). Although for a given cross modulation the output is relatively low, it is sufficient to feed television programmes throughout a block of flats. Examining the last two methods of distribution, it is evident that for installation in flats where the number of outlet points seldom exceeds one hundred, the channel transmission method is the most economical. The latter part of this article therefore deals with the channel method of distribution.

A schematic diagram of a block of flats is shown in Fig. 2. The network is planned on the basis of a maximum loss of 46 dB and the provision of 1 mV at the viewer's television outlet socket. This loss includes the insertion losses of the coaxial semi-air spaced 100-ohm lines, splitters, distribution boxes, band mixers and channel mixers. The planning of networks of various blocks of flats has shown that a 200-mV output into 100-ohm distribution lines is sufficient on Band III. A design of some equipment

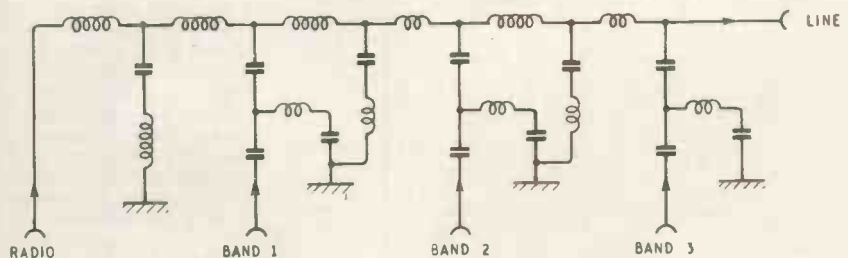


Fig. 3. Circuit arrangement of a band mixing unit.

Maximally flat, 4th order filters were chosen for the band mixing unit and proved to work satisfactorily. Some results obtained with these filters are given in the table.

For the purpose of combining several Band-III programmes, a two-channel mixing unit<sup>4</sup> based on resonant lines has been developed. Coaxial lines having an effective magnification, or "Q" factor, of approximately 30 were used and gave an insertion loss of under 0.8 dB on Channels 9 and 11 for negligible cross modulation at full output. A similar channel mixer has been developed for three or four channels in Band III. In the case of the three-channel mixing unit, Channels 7, 9 and 11 were used and Channel 13 was added for the four-channel mixer. Purely arbitrary channel frequencies were chosen to prove the design, and the insertion loss for any type of mixer remained under 0.85 dB.

Distribution boxes<sup>5</sup> providing for all-wave radio, Band I, Band II and Band III have been developed. Second order, lumped constant, filters were used as band acceptors and rejectors. Fig. 2 (b) shows a distribution box incorporating a 20-dB pad, which steps down the line voltage to a level of approximately 1 mV. The series arms (6 ohms) of the pad restore the cable impedance ( $Z_0$ ). High-voltage-level signals are used in distribution because the effect of pick up by the cable is minimized and the high pad ratios prevent any appreciable interaction between the terminal units in flats. The filters isolate the receivers connected to the distribution box.

A splitter unit is a symmetrical resistive network giving, for  $n$  ways,  $\frac{1}{n}$ th of the supplied voltage at the output terminals in such a way that the image and characteristic impedances are maintained. A four-way splitter is shown in Fig. 4. The value of each resistance is given by

$$r = Z_0 \frac{n-1}{n+1}$$

where  $r$  = resistance  
 $Z_0$  = characteristic impedance  
 $n$  = number of ways.

**Conclusion:**—The laboratory tests showed that the channel type of distribution is satisfactory for blocks of flats. The system is simple with regard to manufacture and maintenance, and very flexible. A further increase of one channel in Band III needs only the addition of one amplifier to the network. A Band-II amplifier of 15-Mc/s bandwidth and its auxiliary equipment have also been developed, but are only mentioned in passing (Fig. 1) in this article.

Field tests were carried out in a number of blocks

**FILTER TABLE**

Frequency Mc/s	Insertion Loss dB	Atten in Bands dB	Atten in Bands dB	
200	0.9	B II 13.8	B I 29.8	
94	1.8	B I 25.1	B III 25.1	
55	0.9	B II 20.3	B III 19.3	
Attenuation (dB) in Bands				
		I	II	III
25	0.5	22	23	25
5	1.0	25	31	33

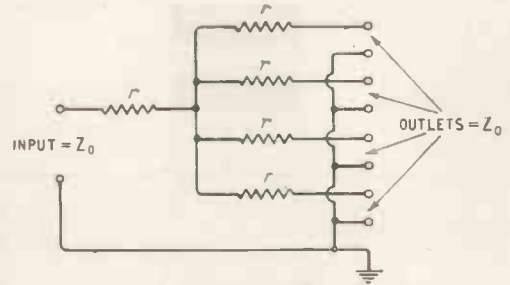


Fig. 4. Basic circuit for a splitter unit.

of flats in London on lead type coaxial cables and braided paper insulated lines with favourable results.

Comparing the two methods of the third system, distribution by means of distributed amplifiers is advantageous where a high power is required, while the channel method is more economical for small installations.

**REFERENCES**

- <sup>1</sup> "Community T.V. Systems." E. D. Lucas, Jr. *Radio Electronics* 1952.
- <sup>2</sup> W. S. Percival (E.M.I.) British Patent No. 460562, 1953.
- <sup>3</sup> "Distributed Amplifiers." B. Murphy, *Wireless Engineer*, February 1953.
- <sup>4</sup> J. Kason & A. E. Lander (E.M.I.) British Patent Application No. 27135/55.
- <sup>5</sup> J. Kason (E.M.I.) British Patent Application No. 27279/55.

**LONG-DISTANCE I.T.A. RECEPTION**

HOWEVER unpredictable the I.T.A. television signal may be in its own London area, it is still apparently capable of propagating to places far beyond the normal service area. One such place is Bristol, over 100 miles from the Croydon transmitter. From here B. L. Morley has written to say that he has been getting consistently good reception ever since the service began, except for a period of five days when severe fading was experienced. The picture quality has apparently been good, and on the test card the 2.5-Mc/s bars have been clearly defined.

Mr. Morley has been viewing on several different receivers and they have all been normal commercial types, though it has been necessary to use an r.f. pre-amplifier as well on some occasions. The aerial is also a commercially available product, but is somewhat more elaborate than the usual sort of domestic array. It consists of four units, each containing five elements, arranged side by side and mounted on a 26-ft mast on a chimney stack, giving an overall height of about 50ft. The receiving point itself is some 380ft above sea level. Quite good results have also been obtained with an aerial using just two of the five-element units. The feeder is a semi-air-spaced low-loss type.

Band-III converters have not been very successful under these conditions, however, and a considerable amount of interference has been experienced with them. On one occasion the interference was identified as being from radio taxis operating in central London!

As a further proof of the propagating abilities of the 200-Mc/s signal, Mr. Morley mentions that he has also obtained a picture from the 1-kW I.T.A. test transmitter at Lichfield, which is over 90 miles away.

# LOOPS WITHIN LOOPS

By "CATHODE RAY" LIGHT ON THE MORE COMPLICATED FEEDBACK SYSTEMS — POSITIVE AS WELL AS NEGATIVE

IT may be that so much talk about feedback has, by an association of ideas, made everybody heartily sick. But the fact is that this "loops within loops" aspect of the subject is the one I actually set out to expound, and the last two months' instalments have been merely introductory. However, let no one who has missed them think he has made the mistake of coming in at the last stage of a close-knit serial. The only necessary qualification for reading on is an understanding of ordinary simple feedback systems.

In these, a connection is taken from somewhere near what might rather pompously be termed the "point of utilization" of the amplifier to some point nearer the input. Thus there is formed a complete loop. The loop is made to embrace as much of the amplifier as practicable, and especially those parts nearest the output end, for two reasons: (1) to extend the distortion-reducing benefits of feedback to as much of the system as possible and especially to those parts where most distortion is created; and (2) because these benefits are proportional to the amount of amplification round the loop. The most important parts to include are the output stage and output transformer, because they cannot be designed in any other way for really low distortion without restricting them to an uneconomically low power output. But if even the whole secondary voltage of the output transformer were fed back to the input of the same stage, it would be too little to do much good. So even if distortion in the preceding stage or stages were small enough not to bother about, there would still be a good reason for including it or them in the loop.

Unfortunately, however, the farther back the feedback is taken, the greater the total phase shift around the loop at extreme frequencies and the greater the likelihood of oscillation at such frequencies. Efforts to prevent this have resulted in a flood of ingenious devices and expedients, some of them very difficult for non-specialists to follow. But for amplifiers that are meant to have really low distortion, these difficulties must not be allowed to stand in the way. Feedback over at least two and probably three stages can almost be taken as a necessity.

A typical arrangement is outlined in Fig. 1. The first valve is designed to give a high voltage amplification; the next is a phase splitter to provide

the two anti-phase signals for the push-pull output stage; and feedback is taken from the transformer secondary to the cathode of the first valve of this group. The designer's intention may have been a single-loop feedback system, but whether he wanted it or not there is a feedback loop within the main loop— $V_2$  has 50% feedback as a result of half the total output load resistance being on the cathode side. Here there is of course no possibility of bypassing this cathode resistor to get rid of the local feedback. But some amplifier circuits enclose within the main feedback loop a valve that would normally have its bias resistor bypassed, and one may wonder whether or not to do it. Perhaps one decides to leave it un-bypassed, with the thrifty idea of saving a capacitor and at the same time throwing in a little extra feedback—all to the good, surely! Is this reasoning sound? Again, sometimes there is unintentional feedback at very low frequencies because of the power-supply impedance being common to all valves and not sufficiently short-circuited by the smoothing capacitor. Intentional or not, how does one calculate feedback when there are one or more loops within or overlapping the main loop?

Perhaps it will be a good idea to work up to answering this general question by way of a particular example. One of the simplest and most likely has already been mentioned—how does omitting a cathode resistor bypass capacitor within a feedback loop affect the general situation? Does it make its own little contribution to reducing distortion, or what? Fig. 2 shows the circuit, with the omitted capacitor dotted. There is no reason why this stage should not be considered on its own, for if one were

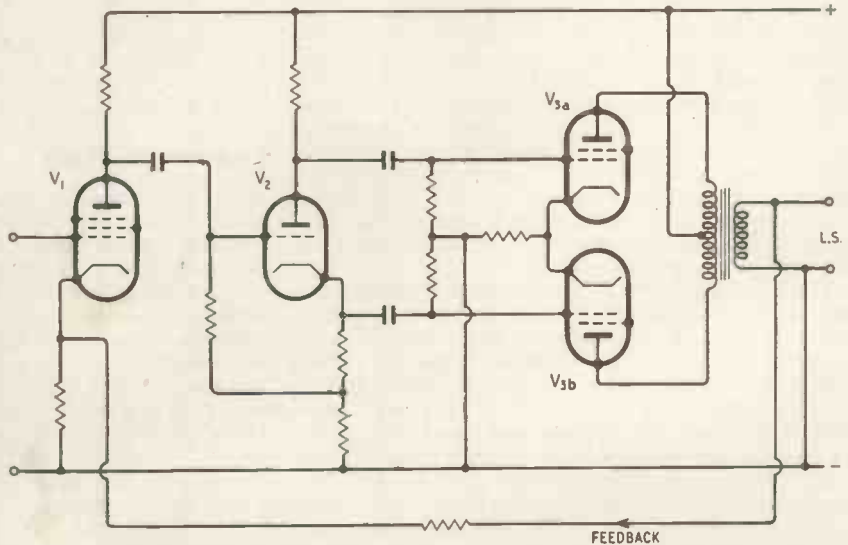


Fig. 1. Example of a typical audio amplifier circuit, with a deliberately provided negative feedback loop, and also an unintentional internal loop caused by cathode feedback in the middle (phase splitter) stage. How does this affect the whole performance of the amplifier?



shut up in a box with it one would have no means of telling whether there was an all-embracing feedback loop in the great world outside, or not. The voltages set up by the signal current flowing through  $R_k$  oppose the incoming signal voltages, leaving less to reach the valve between cathode and grid. I am not going to stop to quote the formulæ for calculating the effects precisely—they are in the reference books. As one would expect, these effects are the same as one gets in a cathode follower—amplification, distortion and phase-shift all reduced—but much less so, because  $R_k$  is only a small part of the resistance in series with the valve.

It is unlikely that there will be very great need for reducing distortion in a stage like this, but every little helps. Reduction of phase shift is likely to be still more welcome to the people outside, who know that this valve does form part of a multi-stage feedback loop. As for the loss of amplification, isn't that always the price?

### Misguided Local Enterprise

If now we imagine ourselves outside the box, not knowing exactly what is in it, and examining the other stages and the feedback connection, we will be unable to tell whether the box contains its own little feedback system as shown, or a valve in which the lower gain, phase shift, etc., are obtained without feedback—by using a lower coupling resistance, say.

In other words, the whole system can be reduced (at least on paper, and conceivably in actuality) to one having only a single feedback loop. That really contains the essence of the answer to the general question about how to calculate multi-loop feedback systems.

As we judged, the slight reduction of distortion within the Fig. 2 stage is good so far as it goes, and the reduced phase shift is even more encouraging for the system outside that stage. But we may perhaps not have remembered that the reduction of distortion in that whole system brought about by the main feedback is proportional to the amplification (or gain) round the main loop, and if the gain falls in one stage it falls in that proportion throughout, and distortion rises in the same proportion. Nearly all the total distortion is likely to be due to the output stage, so even if the whole of the distortion in the Fig. 2 stage were completely eliminated by its own little private feedback system (which of course it wouldn't be) that could not nearly make up for the rise in total distortion resulting from the reduced efficiency of the main feedback system. It is like a well-meaning employee starting a scheme that is a success in his own department but seriously upsets the working of the firm as a whole.

Having absorbed this perhaps rather unexpected outcome of our inquiry, we may be better prepared to accept the idea of deliberately introducing positive feedback into a negative-feedback amplifier. This idea was expounded by Thomas Roddam in the July 1950 issue, but for the sake of any who don't go back that far I will say what you may have already guessed by the process of reversing everything we found for negative feedback—that introducing positive feedback within the main loop increases the loop gain and therefore reduces the total distortion; and, provided that the stage whose gain is increased by the positive feedback originally had little distortion, the increase of distortion within that stage will do

little to offset the overall reduction. The figures he gave as an example of this were 10% distortion in the output stage and 1% in the two preceding stages; total without feedback between 10% and 11%. Applying 20 dB of positive feedback to the two stages raises their distortion to 10%, making a total that at the worst might be 20%; but 40 dB of main-loop negative feedback reduces this to 0.2% or less. Removing the internal positive feedback reduces the negative feedback to 20 dB, with the result that the total distortion is about 1%.

But with positive feedback the amplifier will presumably be more difficult to keep from oscillating, not only because of the increased loop gain, but also because of the increase in phase shift. So, as T. Roddam emphasized, this is not a method to try unless one is well able to cope with the stability problem.

One idea, which seemed very clever when it occurred to me, is to arrange the positive feedback system so that its phase shifts right round and makes it negative just at those frequencies where the negative feedback is threatening trouble by becoming positive. Whenever a clever idea occurs to me I can be sure that (1) there is a snag in it, or (2) it has been thought of before. In this case a possible snag seemed to be that at frequencies where each kind of feedback contributed about 90° phase shift, the loop gain might not be far short of maximum and the conditions for oscillation therefore fulfilled. However, at least some people who thought of it before seem to have made it work to their satisfaction. An amplifier of this kind, due to J. M. Miller of U.S.A., was described in *Audio Engineering* for December 1953 (p.2). How does it avoid the supposed snag?

### Positive Feedback

If we find ourselves getting a bit confused at this stage it may be because our Nyquist diagrams, showing how feedback that starts by being negative can swing right over at certain frequencies to become positive, may have given us the impression that we already know all about positive feedback. For instance, some readers may happen to remember that last month I said that even when negative feedback becomes positive it still reduces phase shift. When they read this month that positive feedback increases phase shift they may conclude that I at least am getting sufficiently confused to contradict myself. Perhaps we had better look into positive feedback a little more carefully.

Fig. 3(a) shows the upper-frequency part of a Nyquist diagram for a negative feedback amplifier. The net input voltage, assumed to be one unit strong, is represented by the vector  $ei$ . The fed-back

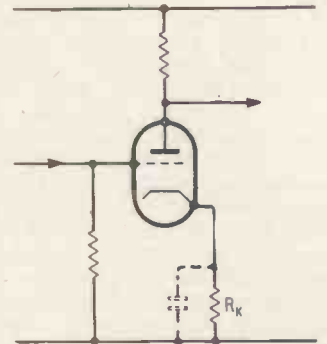


Fig. 2. Often one has to decide whether or not to use a cathode-resistor bypass (shown dotted). Which is better?

voltage at medium frequencies is represented by  $ef_m$ , exactly  $180^\circ$  away and therefore purely negative. As the frequency rises, this vector turns clockwise (representing phase lag) and gets shorter (representing falling amplification). If these effects happen to be caused by shunt capacitance in two stages, the vector  $ef_f$  at frequency  $f_f$ —the “turning frequency,” at which the capacitive reactances are equal to the resistances they shunt—lags  $90^\circ$  ( $\phi_f$ ) and is half  $ef_m$  in length. The total input needed with feedback has been altered from  $f_{m,i}$  to  $f_{f,i}$ . Assuming that the fed-back voltage is in phase with the output voltage, then the phase shift with feedback is  $\phi'_f$ , which is obviously much less than  $\phi_f$ . Even at a much higher frequency,  $f_h$ , the phase shift  $\phi'_h$  with feedback is less than  $\phi_h$  without, although we are now within the positive-feedback zone—a circle with centre  $i$  and radius  $ie$ . This phase-reducing effect holds good right up to the frequency  $f_p$  at which both angles are  $180^\circ$  and feedback therefore purely positive.

But—and this is the important point—when feedback is meant to be positive one doesn't reckon phase angles in the same way. Our diagram (a) has been drawn for 4:1 negative feedback (=12 dB), represented by  $ef_m$  being 4 times as long as  $ei$ . So it reduces the gain of the amplifier five-fold ( $f_{m,i}$  is 5 times as long as  $ei$ ). Suppose for the sake of comparison that  $f_p$  is four-fifths of the way along  $ei$ . Then at that frequency the feedback increases the gain five-fold. Suppose now that we intentionally apply this amount of positive feedback. Then at the frequency  $f_m$  the picture must be the same as at  $f_p$  with negative feedback— $f_m$  must be plotted where  $f_p$  was. Fig. 3(b) shows that part of the diagram on an enlarged scale for clearness. The fed-back voltage  $ef_m$  is in phase with the net input  $ei$  at the normal working frequency  $f_{m,i}$  and the total input with feedback,  $f_{m,i}$ , is comparatively small, and is also at  $0^\circ$ .

At a slightly raised frequency  $f_r$ , at which the feedback and output voltages lag the net input by the angle  $\phi_r$ , the angle between them and the total input (which is now  $f_{r,i}$ ) is  $\phi'_r$ . Positive feedback has considerably increased the phase shift. What is more, the total input has been increased several-fold, from  $f_{m,i}$  to  $f_{r,i}$ , which means that the loss of amplification when positive feedback is used is much worse than with no feedback and of course worse still than with negative feedback. All this is obvious even with the quite small feedback ratio I have chosen in order not to crowd the diagrams, but if you draw one with  $f_m$  very close to  $i$ , to represent a really strong dose of positive feedback, you will see how even a small  $\phi_r$  causes a large  $\phi'_r$  and a rapid increase in the required input voltage.

So if we now widen  $\phi_r$  out into a full right angle, the phase shift of the stage as a whole ( $\phi'_r$ ) widens out into rather more than a right angle. But not enough, when added to  $\phi'_f$  in Fig. 3(a) to make two right angles ( $180^\circ$ ). It would be at a rather higher frequency that the inclusion of the positive-feedback stage (b) in the loop represented by (a) would swing the negative-feedback vector through  $180^\circ$ , and it is clear that at that frequency the five-fold gain of the positive-feedback stage would have turned into a substantial loss, to be added to the loss in the rest of the main (negative-feedback) loop. The greater the reliance on positive feedback for gain at  $f_m$ , the greater the fall off at the extreme frequencies at which the total phase-shift is  $180^\circ$ , and therefore the greater the negative feedback and consequent dis-

ortion-cancellation that could be adopted without oscillation.

Another thing: if a lot of positive feedback is used internally, the overall gain needed for effective feedback can be obtained with fewer stages and therefore less rapid phase-shift with frequency.

So internal positive feedback looks like a good thing. Yet some authorities, such as W. T. Duerdoth, advocate internal negative feedback. Is there any end to the contradictions in this subject? Well, one apparent contradiction has just been cleared up. What, then, about conflicting advice about the kind of feedback to use in internal loops?

### A Box of Tricks

It is true that the greater the loop gain (represented by the length of  $ef_m$  in Fig. 3(a) in a main negative feedback system, the greater the reduction of distortion in the amplifier included in that loop; and internal positive feedback is one way if increasing the loop gain. So it does look as if internal negative feedback, by reducing the loop gain, would result in less reduction of distortion and would therefore be a bad thing. But there are more ways of increasing loop gain than by increasing the amplification of one or more of the stages. Loop gain is what we have been denoting in previous articles by AB. Just now we have been concentrating on A—the gain of the amplifier. But what about B, the proportion of the output fed back? Generally it is much easier to avoid extreme-frequency phase shift in B than in A. So it is quite a reasonable policy to use internal negative feedback to reduce phase shift, and then make up the loss in A—or perhaps more than make it up—by increasing B.

There are still some tricks left in the box. We have

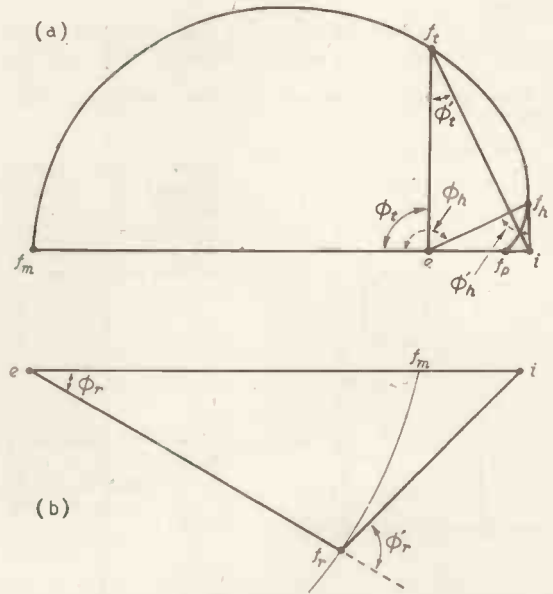


Fig. 3. If this Nyquist diagram referred to a circuit containing two shunt capacitances, its turning frequency ( $f_t$ ) would be at  $90^\circ$  from  $f_m$  as shown, but at  $180^\circ$  it would have curved in to  $e$ . Here it is assumed that some complication keeps the loop gain up to  $ef_p$ . In (a), feedback at working frequencies ( $f_m$ ) is negative; in (b), positive.



been assuming that internal negative feedback, of which Fig. 2 is a sweetly simple specimen, would reduce gain (and so reduce overall negative feedback) over the working range of frequencies, and then tend to restore the gain at extreme frequencies (as a result of stray capacitances, etc.). Except that this restoration is pushed to such extreme frequencies that the gain in the rest of the amplifier has a chance by then of being reduced to safe limits, it looks as if this policy achieves the worst everywhere. But as long ago as 1938\* L. I. Farren described a subsidiary (or internal) feedback in which this objection was met. Instead of a plain resistance  $R_k$  he specified a combination of impedances,  $R_1$ ,  $R_2$ ,  $C$  and  $L$  in Fig. 4. The idea was to minimize negative feedback in the working frequency band, so that almost the full stage gain is developed there, and to cut down the stage gain by negative feedback at the extreme frequencies where there is risk of oscillation.

### The Brink of the Pit

I have just been reading in the French radio journal *Toute la Radio* an entertaining and not discouraging review of the collection of my works published under the title "Second Thoughts on Radio Theory." In France there are two popular books called "La Radio?—Mais c'est très simple" and "La Television?—mais c'est très simple," and the reviewer says he would have liked to have written "Second Thoughts" himself because he would have been able to entitle it "La Radio?—Mais ce n'est pas si simple!" He seems to have got the idea that "ce diable d'homme" (as his co-reviewer called me) is wont to take the simplest concepts in our science, reveal that they are in reality very complicated and then, just as the reader is falling into the grip of gloom and despondency, re-establish order and clarity.

Well, I hadn't thought of it that way, but it does rather look as if it is how the present study is going.

\*"Some Properties of Negative Feedback Amplifiers." *Wireless Engineer*, Jan. 1938, pp. 25-35.

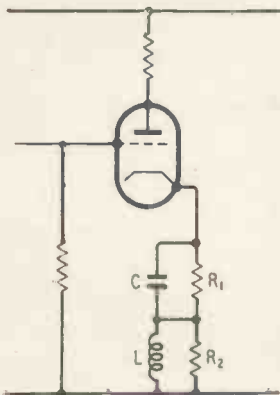


Fig. 4. Cathode network designed to minimize negative feedback at working frequencies and bring it into effect at extreme frequencies.

Below: Fig. 5. Three-stage amplifier with a main feedback loop ( $A_1$ ,  $A_2$ ,  $A_3$ ,  $B_{31}$ ) and an internal loop ( $A_2$ ,  $B_{22}$ ).

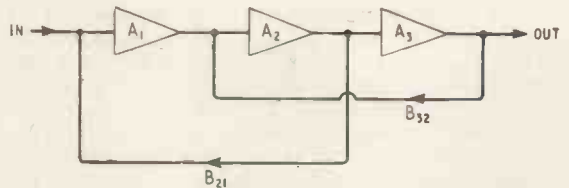
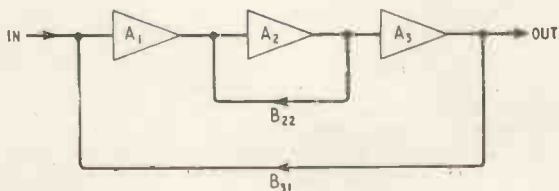


Fig. 6. Three-stage amplifier with overlapping feedback loops.

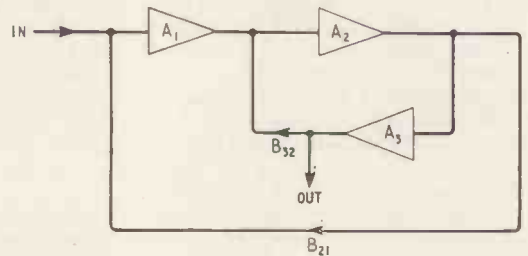


Fig. 7. This is the same system as in Fig. 6, but drawn so as to make it easier to see how the same rule as in Fig. 5 can be applied.

Feedback is a very simple idea. But I should imagine that any readers who hadn't proceeded beyond that view of it are by now convinced that it is an exceedingly complicated and tricky subject, full of apparent contradictions and practical difficulties. If any are not so convinced, I would assure them that we have hardly begun. We might go on to consider in detail how the Fig. 4 system influences for good and ill the design of the amplifier of which it forms a part, and what decides the component values. Then (if that seemed too easy) we could go on to some much trickier circuits that have been used. So far we have said nothing about how the various feedback loops are connected up; one finds that our convenient assumption that they don't interact with one another except forward through the amplifier doesn't necessarily hold. This particular problem of interconnection is further complicated by another effect of feedback that we have left out of account—its raising and lowering of input and output impedances. As I pointed out in the June 1955 issue in connection with cathode followers, in some systems the amount of feedback that operates depends greatly on the impedance of the signal source.

Lest the grip of gloom and despondency, alluded to above, become permanent, I will hasten to say that we are not going to do any of these things. Some brave souls among us may be prepared to venture into the jaws of death and perhaps return bearing with them a lucrative trade in hi-fi equipment; let me not deter them. But I have a responsibility toward the others, and for their sake will conclude with a simple outline of how loops within loops can be reckoned.

The guiding principle is one that we came across near the start; namely, substituting equivalent feedbackless stages for those that have local feedback. It is necessary, of course, to confine this simple treatment to systems in which the feedback connections don't affect stages outside their loop except as a result of what they do inside. Fig. 5 shows an amplifier consisting of three single stages, represented by the conventional symbol. (Personally I think



the triangular amplifier symbol would be more telling if it widened in the direction in which the signals were magnified; but that is by the way.) As hitherto, A denotes voltage magnification without feedback, and A' is the same with feedback. The two are related by the basic feedback formula

$$A' = \frac{A}{1 - AB}$$

All that follows is just filling in the details. B is the proportion of A fed back, and in Fig. 5 two loops are shown to demonstrate the notation: "B<sub>31</sub>" means B from the output of stage 3 to the input of 1, and so on.

The total gain of all three stages without any feedback (= A) is of course found by multiplying all the separate stage gains together:

$$A = A_1 A_2 A_3$$

Suppose now that B<sub>22</sub> is connected. Then A<sub>2</sub> becomes A'<sub>2</sub>, which of course is A<sub>2</sub>/(1 - A<sub>2</sub>B<sub>22</sub>). Consequently the total gain becomes A<sub>1</sub> A'<sub>2</sub> A<sub>3</sub>. One can then tackle the amplifier as a whole with B<sub>31</sub> connected:

$$A' = \frac{A_1 A'_2 A_3}{1 - A_1 A'_2 A_3 B_{31}}$$

If you substitute A<sub>2</sub>/(1 - A<sub>2</sub>B<sub>22</sub>) for A'<sub>2</sub> and then multiply above and below by 1 - A<sub>2</sub>B<sub>22</sub> you will get

$$A' = \frac{A_1 A_2 A_3}{1 - A_2 B_{22} - A_1 A_2 A_3 B_{31}} = \frac{A}{1 - (A_2 B_{22} + AB_{31})}$$

This is interesting, because it shows that A' can be found in one go by using the basic formula, modified by interpreting AB as the sum of the separate loop

gains. If the inside loop had been around A<sub>1</sub> or A<sub>3</sub>, then A<sub>1</sub>B<sub>11</sub> or A<sub>3</sub>B<sub>33</sub> would have appeared instead of A<sub>2</sub>B<sub>22</sub>. If it had been around A<sub>1</sub> and A<sub>2</sub>, then the term would have been A<sub>1</sub>A<sub>2</sub>B<sub>21</sub>.

The thing can perhaps be made clearer by choosing some numbers for Fig. 5. Suppose A<sub>1</sub> = A<sub>2</sub> = A<sub>3</sub> = 10, B<sub>22</sub> = -0.4, and B<sub>31</sub> = -0.02. Then A without feedback is 1,000. With B<sub>22</sub> only, A'<sub>2</sub> = 10/(1 + 4) = 2. So A<sub>1</sub>A'<sub>2</sub>A<sub>3</sub> = 200. Applying B<sub>31</sub> to this, A' = 200/(1 + 4) = 40. It could have been arrived at direct: A' = 1000/(1 + 4 + 20) = 40. If B<sub>22</sub> were omitted, A' = 1000/(1 + 20) = 47.6. Incidentally, although B<sub>22</sub> reduces this only slightly to 40, it increases distortion considerably, for that is divided by only 1 + 4 instead of 1 + 20.

Fig. 6 looks more tricky. But it sorts itself out if redrawn as in Fig. 7. Here the internal loop gain is A<sub>2</sub>A<sub>3</sub>B<sub>32</sub>, and the same method as above can be applied to find (A<sub>1</sub>A<sub>2</sub>)':

$$(A_1 A_2)' = \frac{A_1 A_2}{1 - (A_1 A_2 B_{21} + A_2 A_3 B_{32})}$$

Between the output of A<sub>2</sub> and the output of A<sub>3</sub>, there is the gain A<sub>3</sub>, so A' is the above multiplied by A<sub>3</sub>:

$$A' = \frac{A}{1 - (A_1 A_2 B_{21} + A_2 A_3 B_{32})}$$

So Fig. 6 is covered by the same rule as Fig. 5.

At frequencies where the AB terms are either purely negative or positive, A' can be calculated by simple arithmetic; but in general A and B are "complex" numbers, necessitating such methods as measuring vector diagrams or the use of *j*. So in practice, although the principle is simple enough, it can mean a bit of work.

# A.F.C. Unit for F.M. Receivers

Correcting Frequency Drift in a Novel Manner : Adding a Tuning Indicator

By C. H. BANKS

**I**NCORPORATING a reactance valve in an existing receiver for automatic frequency control is often a major operation, involving the re-design of the oscillator stage. The a.f.c. system described here obviates this difficulty combining simplicity with convenience and a high degree of efficiency. It also has the following advantages:

1. Asymmetrical control is easily obtained. As f.m. receivers invariably drift in one direction only almost the full range of control can be concentrated on correcting for this drift. Alternatively the control can be symmetrical.

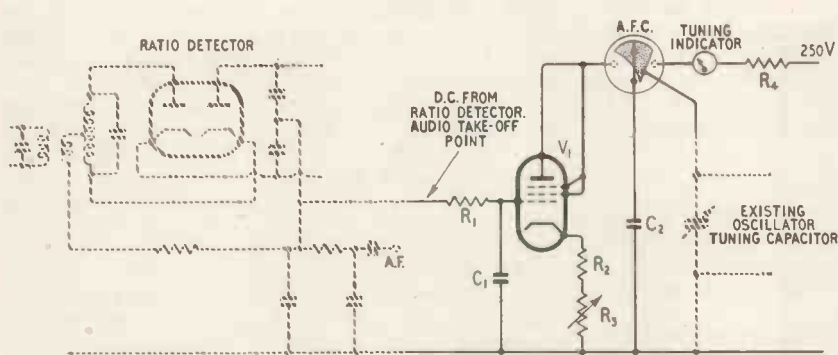
2. No major alteration is required to an existing receiver and apart from the usual power supplies only one connection is made to the receiver's oscillator.

3. Only one valve (which can be placed anywhere convenient) is used; this performs the dual function of operating the indicator and the a.f.c. device.

The operation of the controlling unit (see Fig. 1 on page 96), can be more readily understood if the basic principles of motor-driven a.f.c. are borne

in mind. The sequence is as follows: a discriminator and a d.c. amplifier drive a reversible motor, which is coupled to a small variable capacitor, and, which in turn, is shunted across the oscillator tuning capacitor. In the system described here a moving-coil meter movement is used as a motor; the needle then becomes a ready-made moving capacitor vane. All we have to supply is a slip of metal for a fixed vane, cut to the shape depicted in Fig. 1. It is mounted either in front or behind the pointer of the meter and as close to it as possible without actually touching and is connected by a short lead to the oscillator tuning capacitor.

An example of how the system works is as follows:—say the oscillator drifts to a lower frequency; the discriminator voltage, which is applied to the grid of V<sub>1</sub>, swings negative. The resulting drop in anode current tends to move the needle to the left; the slightest movement however reduces the capacitance between the needle and the fixed vane, and therefore the total capacitance across the oscillator, thus increasing the oscillator frequency.



Left: Fig. 1. Circuit arrangement of the a.f.c. system and tuning indicator described in the text.

Below: Fig. 2. Alternative position of fixed vane on a.f.c. meter.



#### LIST OF PARTS

$R_1$ 1 M $\Omega$	$R_3$ 500 $\Omega$	$C_1$ 0.5 $\mu$ F
$R_2$ 600 $\Omega$	$R_4$ 22 k $\Omega$	$C_2$ 100 pF

1 meter 0.5 mA full-scale deflection for tuning indicator.  
1 meter 0.5 mA f.s.d., less glass and scale, for a.f.c.

and correcting for the drift. If the drift is to a higher frequency the reverse action takes place.

Dependent on receiver design, drift to a lower frequency may cause positive instead of negative swing. In which case the fixed vane should be reversed to the position indicated in Fig. 2. The positive swing will then bring about the desired reduction of capacitance.

If a mistake is made and the fixed vane is fitted the wrong way round, it will immediately become obvious, because the drift will be greatly accentuated and the signal, if it is possible to tune it in at all, will rapidly fade away. In order to make the operation as clear as possible  $C_2$  is shown connected to the meter needle. In practice it is best connected to the terminal which is common to the needle and one side of the moving coil in the meter.

The time constant of  $R_1C_1$  plays an important part in the design and should be not less than 0.5 sec, otherwise uncontrollable needle flutter may result. The larger the capacitance of  $C_1$  the slower will be the movement of the controlling needle when tuning. In brief,  $R_1C_1$  do more than filter out the audio signal, they smooth out needle flutter also. The best all round combination was found to be 1 M $\Omega$  and 0.5  $\mu$ F. This may be slightly on the slow side but enables one to tune rapidly through stations with no answering needle movement, which is quite an advantage. It does not affect the a.f.c. efficiency, when tuning in a normal fashion.

Precise constructional details cannot be given as so much depends on individual requirements and the design of the f.m. unit. Suffice it to record that on a certain unit that gives excellent results, but drifts badly, the a.f.c. meter was mounted under the chassis, which in this case was used on its side. The controlling needle then passed within  $\frac{1}{2}$  in of the tuning capacitor and required only a short support and connection to the fixed vane. If a difference of h.t. potential exists between the pointer and the fixed vane thin insulation should be provided as a safeguard.

The tuning indicator, which has been in use since the early days of Wrotham, has proved stable and reliable over long periods and needs little explanation as it follows the same movements as the

a.f.c. needle. It provides a useful check on performance. With no signal, the standing current, conveniently set at half scale, is, of course, the correct tuning point. For the benefit of those who, like the author, do not appreciate the doubtful decorative qualities of meters in a domestic receiver it is only necessary to cut a small aperture in the control panel just large enough to show the relevant movement of the needle of the tuning indicator.

With  $V_1$  grid earthed, alignment simply consists of setting the a.f.c. needle opposite that section of the fixed plate upon which it is desired to work, either by adjusting  $R_3$  or by the meter zero adjustment. It should be central, as in Fig. 1, if symmetrical working is required; towards the high-capacitance end, if the oscillator drift is known to be to a lower frequency; and towards the low-capacitance end if the drift is towards the higher frequencies. The receiver is then tuned in correctly and the calibration adjusted if required. Removal of the earth on  $V_1$  will bring the tuning indicator and a.f.c. into operation. If all is well, stations will be found to occupy a little more space on the tuning scale than formerly and tuning is, somewhat simplified.

Apart from the importance of the time constant of  $R_1C_1$  already mentioned, there is considerable latitude in the choice of components; but as a guide a list of those actually used in the original unit are given.  $V_1$  is an SP61 strapped as indicated. There is no reason why a normal triode should not be used providing it is worked well within its capabilities and preferably on the straight section of its curve.

## RADIO MEN IN AVIATION

AS the safe and regular operation of civil aircraft becomes more and more dependent upon the efficiency of electronic ground installations, the demand for electronics engineers and technicians in the Ministry of Transport and Civil Aviation's telecommunication organization increases.

New entrant radio technicians must have a basic knowledge of radio fundamentals and some practical experience either in the Services or industry. After nine weeks at the Ministry's Training Establishment, they take up duty at one of the aerodromes or specialized units but return to the school at intervals to gain proficiency in the maintenance of the more complicated electronic navigational aids.

The qualifications and experience needed to become a telecommunications technical officer (grade III) are under review but at present the Ordinary National Certificate in electrical engineering (or the City and Guilds Certificate in telecommunications principles III and radio III) together with eight years' experience in an appropriate technical field are necessary.

# Simplified "Wow" and "Flutter" Measurement

BY R. G. WICKER

Using an Audio Oscillator and an Oscilloscope to Check a Tape Recorder

**A**LTHOUGH specially designed test equipment is generally used for the measurement of "wow" and "flutter" in the factory development and production of tape and disc reproducers, it is possible to achieve accurate results with simple standard test equipment.

The method to be described requires a calibrated audio-frequency source and a cathode-ray oscilloscope, and was worked out in detail while awaiting the delivery of a tape recorder. Subsequently, it was pointed out to the author that the method is basically the same as that described by E. W. Berth-Jones (*Wireless World*, December, 1949), but as that issue is now out of print and the original article dealt primarily with gramophone turntable fluctuations, an account of the author's experiences with a tape machine may prove to be of value.

If, in a machine with separate recording and playback heads, a constant tone is fed to the recording head, several wavelengths of the tone will be established on the tape between the record and playback heads. The number of whole and partial wavelengths will depend on (1) the frequency of the tone, (2) the speed of the tape which, together with the frequency, determines the wavelength, and (3) the distance between the heads. If we include amplifiers to bring the amplitude to a suitable level for observation there will be some phase shift which must be accounted for.

Of the above (3) is a constant and (1) can be made constant, at least for short periods of time. The remaining factor, tape speed, should be constant, but it is in fact variations of this which we wish to measure, and these will show up as variations in the phase relationship between input and output waveforms.

Let us see how this works out in practice. The

only equipment required is a frequency-calibrated audio source tunable from about 50 c/s to at least 5,000 c/s (purity of waveform being unimportant), and a cathode-ray tube with its power supplies. X and Y amplifiers are a help but not essential.

Suppose that we have a tape recorder working at 7½ in/sec under test. First, we must measure the distance between the record and playback head gaps as accurately as possible—any error here results in an error of the same magnitude in the result.

Let this distance on our hypothetical recorder be 2 inches. A tone of 75 c/s is fed in the record head and simultaneously to the X plates of the



Fig. 2. Appearance of trace for phase difference increments of 90°. The centre circle corresponding to 90° or 270°.

c.r.t. The wavelength on the tape will be 0.1 in and there will be 20 wavelengths between the heads.

The output from the playback head amplifier is fed to the Y plates of the c.r.t., Fig. 1. The usual 1-1 Lissajous pattern will appear on the screen and, if the phase shift through the amplifier(s) is 90° or 270° this will be a circle—if, as is usual, the phase shift is anything but 90° or 270° a small change in frequency can be made until a circle is obtained.

This hypothetical tape recorder being bad as far as "wow" is concerned, the picture swings from a circle first to one diagonal then to the other (any "flutter" will show up as a rapid change in pattern), Fig. 2. What is happening is that as the tape speed is shortened so that 20¼ cycles are accommodated within the two heads, whereas where it speeds up, only 19¾ cycles appear on our 2 in of tape. The speed has varied in the ratio of ¼ cycle to 20 cycles or 2.5% which, as we said, is pretty bad.

Now having corrected

<sup>1</sup> See for example Fig. 4 of "Cathode Ray," *Wireless World*, Nov. 1955, p. 554.

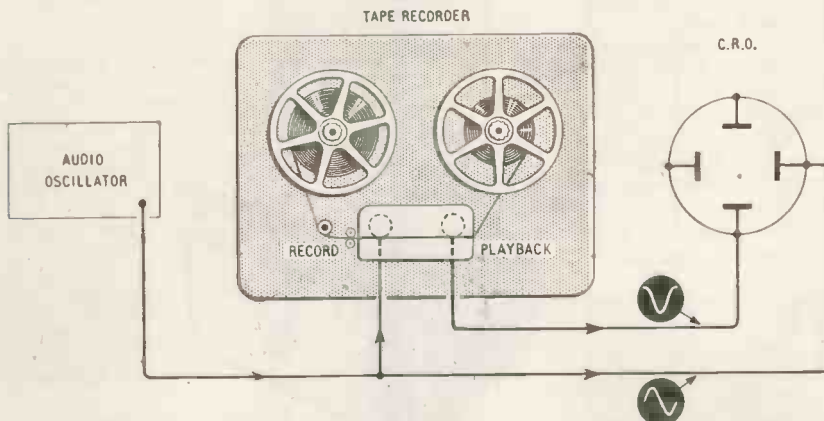


Fig. 1. Set-up for measuring "wow" with a cathode-ray oscilloscope.





Fig. 3. When using the erase head without bias for recording, the waveform is distorted but still indicates phase.

any faults in the transport mechanism, we carry out the same procedure as before and find that the movement of the pattern is barely discernible. We can now slowly increase the frequency, pausing each time the pattern becomes a circle; we are, in effect, increasing the number of whole cycles between the heads and consequently the sensitivity of the system. If we found that we had a 180° phase swing at a frequency of 750 c/s the "wow" would obviously be 0.25%—at 1500 c/s, 0.125% and so on up the scale. The only limit to the method is the highest frequency which the recorder will accept. The input can always be increased as the response of the playback head and amplifier fall off at the higher frequencies.

The method can still be used, even if, as in the majority of tape recorders available on the home market, the same head is used for recording and playback. With the recorder switched to playback the erase oscillator is switched off and the erase head can be used as a recording head. With a high impedance head, fed via a small capacitor from the erase oscillator anode, the tone can be fed straight across the head; with a low-impedance, transformer-fed head, it is better to disconnect the transformer from the head. The waveform will of course be distorted, Fig. 3, but this is no disadvantage. On the other hand, it will be found that high-frequency attenuation is more severe, due to the relatively large gap of this head, but a sufficiently high frequency can be used to measure "wow" on all but the very highest quality equipments, and as these are usually blessed with at least three heads this limitation does not arise.

There are variations to the method which can be used for checking various "constants" on tape recorders.

1. If the phase shift in the amplifier(s) can be measured the exact distance between the heads can be calculated by using two tones, consecutively, of accurately known frequencies, which give the same phase pattern—preferably a straight line.

2. By choosing a frequency just low enough not to show too much "wow" or "flutter" the speed constancy with variations of mains and of loading (full or empty feed spool) can be checked. An extension of this is to keep a note of a frequency which gives a certain pattern so that the long-term stability of the tape transport mechanism may be checked at any time—this assumes that all phase shifts other than those due to tape speed are kept constant and that the frequency can be reproduced exactly each time.

3. The tape itself can be checked for stretch or shrinkage due to stress, heat, etc. First, record a given tone on the tape, then, after stressing, play it back feeding the audio source at exactly the same frequency to the c.r.t. plates only. The phase will be a matter of luck, but any change in the tape will change the wavelength on it and cause a rotation

of the pattern—the rate of rotation being proportional to the amount of stretch, the latter can be deduced.

It must be noted here that these variations are extremely sensitive, not only to the quantities being measured but also to frequency changes of the applied audio source, and only hold good if equipment of the highest accuracy is used. Before you write to your tape or recorder manufacturer make sure that your audio generator is beyond reproach—or do as I do and compare it, during the test, with the standard audio frequencies radiated from Rugby.<sup>2</sup> Almost any R-C oscillator and most good beat-frequency oscillators will maintain their frequency for at least the few minutes required to carry out a test for "wow" or "flutter."

## APPENDIX

THE percentage "wow" or "flutter," W can be calculated from the formula:

$$W = \frac{UV \times 100}{FD} \%$$

Where U=phase difference, expressed as a fraction of a cycle, V=tape speed, F=recorded frequency, and D=distance between heads.

If it is decided to work with a phase difference of 180°, as suggested, the formula simplifies to

$$W = \frac{V \times 100}{2FD} \%$$

<sup>2</sup> *Wireless World*, June 1953, p. 267.

## Amateurs' Dream Receiver

WHAT is a dream receiver? If you are a radio amateur the NC300, just introduced by the National Company of America after studying thousands of different suggestions submitted from all over the world, might be the answer.

This set is a 10-valve double superheterodyne with a first i.f. of 2,215 kc/s and a second of 80 kc/s. It covers all the amateur bands from 10 to 160 metres with built-in circuits and the 1½-, 2- and 6-metre bands with the aid of an external convertor. Separate scales for all bands, including those covered by the convertor, are provided.

Since the set is intended for expert handling, a very full complement of controls is provided; no fewer than 14, to be exact. They include r.f., i.f. and a.f. gain and tone controls; switching for a.m., c.w. and s.s.b., crystal filter and calibrator; bandwidth, band-change and tuning. A three-position i.f. selectivity selector gives the choice of 0.5-kc/s, 3.5-kc/s or 8-kc/s bandwidth, while a special linear detector, in conjunction with very stable oscillators, ensures the best possible conditions for single-sideband reception, which is be-

coming a widely used system in amateur circles.

The NC300 is 19½in wide, 11½in high and 15in deep and is finished in two-tone grey enamel. And the price? Well, in the U.S.A. \$349.95!



The new National NC300, described as the amateurs' dream receiver.

# FEBRUARY MEETINGS

## LONDON

8th. I.E.E.—“Pulse techniques with particular reference to line and radio communication” by Dr. E. M. Deloraine at 5.30 at Savoy Place, W.C.2.

8th. British Kinematograph Society.—“Practical acoustics and cinema auditoria” by J. Carson at 7.15 at the Holborn Town Hall, W.C.1.

10th. Junior Institution of Engineers.—“A production control system incorporating an electronic computer” by W. J. Kease at 7.0 at Pepys House, 14, Rochester Row, S.W.1.

14th. I.E.E.—“An on-off servo-mechanism with predicted changeover” by J. F. Coales and A. R. M. Noton at 5.30 at Savoy Place, W.C.2.

15th. British Kinematograph Society.—“Synchronous sound recording using the syncropulse process” by N. Leevers at 7.15 at the Holborn Town Hall, High Holborn, W.C.1.

17th. B.S.R.A.—“Acoustics of small rooms” by J. Moir at 7.15 at the Royal Society of Arts, John Adam Street, W.C.2.

20th. I.E.E.—“Ultrasonics in industry” by C. F. Brocklesby (with films and demonstration), at 5.30 at Savoy Place, W.C.2.

21st. Television Society.—“Some problems in a band-sharing colour television system” by A. V. Lord (B.B.C. Research) at 7.0 at the Institute of Education, Malet Street, W.C.1.\*

23rd. Physical Society.—“Physiological and psychological effects of noise” by D. E. Broadbent at 5.30 at the National Hospital, Queens Square, W.C.1.

24th. R.S.G.B.—Talks on and demonstrations of u.h.f. operation at 6.30 at the I.E.E., Savoy Place, Victoria Embankment, W.C.2.

28th. Television Society.—“Development of 21-in colour television receiver” by H. A. Fairhurst (Murphy Radio) at 7.0 at the Institute of Education, Malet Street, W.C.1.\*

29th. Brit.I.R.E.—“Technique of microwave measurements” discussion opened by E. M. Wareham at 6.30 at the London School of Hygiene and Tropical Medicine, Keppel Street, W.C.1.

29th. British Kinematograph Society.—“The building of the independent television news service” by P. H. Dorté at 7.15 at the Holborn Town Hall, High Holborn, W.C.1.

## BELFAST

14th. I.E.E.—“Tridac: a large analogue computing machine” by Lt. Cdr. F. R. J. Spearman, J. J. Gait, A. V. Hemingway and R. W. Hynes at 6.30 in Lecture Room A, Engineering Department, Queens University.

## BIRMINGHAM

27th. I.E.E.—Short papers on “The theory, application and manufacture of transistors” by Dr. A. F. Gibson, S. W. Noble and B. B. Frusztajer at 6.0 at the James Watt Memorial Institute, Great Charles Street.

## CHELTENHAM

13th. Society of Instrument Technology.—“Closed-circuit television” by J. E. H. Brace (Marconi's) at 7.30 at the Rotunda.

\* Tickets, price 2/6, must be obtained from 164, Shaftesbury Avenue, London, W.C.2.

## EDINBURGH

9th. Brit.I.R.E.—Film evening at 7.0 at the Department of Natural Philosophy, University of Edinburgh.

## GLASGOW

22nd. Brit.I.R.E.—“Colour television” by B. V. Somes-Charlton at 7.0 at the Institution of Engineers and Shipbuilders, 39, Elmbank Crescent.

## HALIFAX

6th. Institution of Production Engineers.—“Computer controlled machine tools” by H. Ogden at 7.15 at the White Swan Hotel.

## LIVERPOOL

1st. Brit.I.R.E.—“Development of a design for an angle modulation radio link” by H. C. Spencer at 7.0 at the Chamber of Commerce, 1, Old Hall Street.

## LOUGHBOROUGH

7th. I.E.E.—“The generation and synthesis of music by electrical means” by A. Douglas at 6.30 at Loughborough College.

## MANCHESTER

2nd. Brit.I.R.E.—“Design of battery-operated frequency-modulation receivers” by R. A. Lampitt at 6.30 at Reynolds Hall, College of Technology, Sackville Street.

8th. Television Society.—Annual general meeting of N.W. Centre at 7.30 at the College of Technology, Sackville Street.

15th. I.E.E.—“Pulse time modulation terminals for music transmission over radio links” by R. F. Rous at 6.45 at the Engineers' Club, Albert Square.

## NEWCASTLE-UPON-TYNE

8th. Brit.I.R.E.—Papers read by students at 6.0 at Neville Hall, Westgate Road.

15th. Society of Instrument Technology.—“Ultrasonics” by E. G. Richardson at 7.0 in Stephenson Buildings, Kings' College.

## PORTSMOUTH

1st. B.S.R.A.—“Electronic Music” by R. L. West and J. W. T. Roope at 7.30 in the Lecture Hall, Central Library.

## RUGBY

14th. I.E.E.—“The new high-frequency transmitting station at Rugby” by Capt. C. F. Booth and B. N. MacLarty at 6.30 at Rugby Radio Station.

## STONE

10th. I.E.E.—“Colour television” by L. C. Jesty at 7.0 at Duncan Hall.

## TORQUAY

2nd. B.S.R.A.—“The romantic history of the gramophone” by P. Wilson at 7.45 at Callard's Café.

## TREFOREST


22nd. Brit.I.R.E.—“Colour television” by Dr. G. N. Patchett at 6.30 at the Glamorgan Technical College.

## WOLVERHAMPTON

8th. Brit.I.R.E.—“The ionophone loudspeaker” by A. E. Falkus at 7.15 at the Wolverhampton and Staffordshire Technical College, Wulfruna Street.



In selecting the units of a Sound system, the paramount considerations are quality and reliability. These features have been for many years characteristic of the **TRIX** range of equipment, which accounts for its frequent choice in important installations by public authorities, Railways and Industrial users throughout the world.



**MODEL T635**

30-watt A.C. mains amplifier. (Battery operation with additional unit.) Input for 2 microphones and gramophone. Separate treble and bass controls. Price: £56.10.0.



**MODEL G7871**

High-grade moving-coil microphone of excellent frequency response, substantially level between 50 and 8000 c.p.s. Satin-chrome finish. Mic. head (G7871/A) £7.10.0. With switch-box (as illustrated) (G7871/B) £8.8.0.



**THE TRIX ELECTRICAL CO. LTD.**  
MAPLE PLACE, TOTTENHAM COURT ROAD,  
LONDON, W.1

Tel: MUS. 5817. Grams: Trixadio, Wesdo, London



# RANDOM RADIATIONS

By "DIALLIST"

## V.H.F. Sound Success

THE new v.h.f. stations at Pontop Pike and Wenvoe have made a good start and are enabling not a few people who had almost given up using their wireless sets, except for the news, to enjoy plays, concerts and talks once more. So far, Wenvoe is sending out only the Welsh Home Service with an e.r.p. of but 30kW. Before long all three programmes will be radiated and the e.r.p. increased to 120kW. By the end of the year over 80 per cent of our population should be able to receive the f.m. transmissions. I hope that those now afflicted by interference of one kind or another won't be slow to realize the benefits of the new service when it comes their way. It means listening with real pleasure and not with the kind of exasperation that so many have known of late.

## Mid-frequencies

Had you noticed, I wonder, how the B.B.C. has allotted the three carrier frequencies to each of its f.m. transmitters? In every case that assigned to the Third Programme is the mean of the other two. Wrotham, for instance, has Light 89.1 Mc/s, Third 91.3 Mc/s, Home 93.5 Mc/s. This was done, presumably, after careful experiments with receiving aërials. Obviously you couldn't (or at any rate wouldn't) put up three arrays for your f.m. reception. By keeping each trio of frequencies as narrow as possible and using the mid-frequency for one transmission they've been at pains to ensure that a single array resonant at the mid-frequency will give satisfactory results on all three channels. The half-wavelengths corresponding to Wrotham's carrier frequencies are 1.68 m, 1.64 m and 1.60 m; so there's less than 4 cm "error" (when you allow for end-effect) when the "Light" is being received and slightly less on the "Home."

## F.M. on the TV Aerial?

Will some of those served by horizontally polarized Band I television transmitters be able to use the TV aerial for Band II f.m. reception? If the range is short or moderately so, I rather fancy that

a number of them will. My TV station, for example, is Tacolneston, the mean of whose sound and vision frequencies is 55 Mc/s. When the f.m. transmitter gets to work later in the year its mid-frequency will be 91.9 Mc/s. Nothing like an exact multiple, I admit; but I've an idea that the horizontal television aerial should be able to do something about a 120-kW horizontally polarized f.m. transmission at a range of under 30 miles, even if its dimensions are a good bit out. Readers living in the area served by Pontop Pike may have tried the experiment of yoking f.m. receivers to horizontal TV aërials. If any have done so with success, I'd be glad to hear from them and to pass on their reports for the benefit of others. In their case the figures are: mid-frequency sound and vision, 65 Mc/s; mid-frequency f.m., 90.7 Mc/s. And there's one other rather important point: have any of them found any interference from the f.m. transmission with the TV signal?

## Clearing the Way

ONE of the most urgent tasks now facing the P.M.G. is the clearing of Band III to make way for the eight television channels which it is sup-

posed to accommodate. It's still cluttered up with other transmissions, for which room will have to be found somewhere else, and channels 8 and 9 appear to be the only ones yet available. One reason why the clearance should be made as quickly as possible is that in general Band III TV stations are turning out to have ranges which, at any rate in some directions, are a good deal longer than was expected. Until we can find out by experiment at what distances stations using the same carrier frequencies and with the same polarization interfere with one another I don't see how a proper channel allocation can be planned.

## Eight Channels or Sixteen?

Some may think that there's no need for any particular hurry, since Croydon, Lichfield and Winter Hill are likely to be the only Band III transmitters at work this year. But the I.T.A. must be able to plan ahead. And what about the B.B.C.? The I.T.A. says that it will need the whole of the eight channels to give country-wide coverage; but the B.B.C. seems to think that it should



## "WIRELESS WORLD" PUBLICATIONS

	Net Price	By Post
SECOND THOUGHTS ON RADIO THEORY. "Cathode Ray" of <i>Wireless World</i> ... ..	25/-	26/2
GUIDE TO BROADCASTING STATIONS 1955-56. Compiled by <i>Wireless World</i> ... ..	2/6	2/10
WIRELESS WORLD F.M. TUNER. S. W. Amos, B.Sc. (Hons.), A.M.I.E.E., and G. G. Johnstone, B.Sc. (Hons.) ... ..	2/-	2/3
RADIO LABORATORY HANDBOOK. M. G. Scroggie, B.Sc., M.I.E.E. 6th Edition ... ..	25/-	26/5
STUDIO ENGINEERING FOR SOUND BROADCASTING. B.B.C. Engineering Training Manual by members of the B.B.C. Engineering Division. General Editor J. W. Godfrey. ... ..	25/-	25/11
INTRODUCTION TO VALVES. R. W. Hallows, M.A. (Cantab.), M.I.E.E., and H. K. Milward, B.Sc. (Lond.), A.M.I.E.E. ... ..	8/6	9/2
RADIO INTERFERENCE SUPPRESSION: As Applied to Radio and Television Reception. G. L. Stephens, A.M.I.E.E. 2nd Edition ... ..	10/6	11/1
SOUND RECORDING AND REPRODUCTION. A B.B.C. Engineering Training Manual. J. W. Godfrey and S. W. Amos, B.Sc. (Hons.), A.M.I.E.E. ... ..	30/-	31/-
ADVANCED THEORY OF WAVEGUIDES. L. Lewin ... ..	30/-	30/10
FOUNDATIONS OF WIRELESS. M. G. Scroggie, B.Sc., M.I.E.E. 5th Edition ... ..	12/6	13/6

A complete list of books is available on application.  
Obtainable from all leading booksellers or from

ILIFFE & SONS LTD., Dorset House, Stamford Street, London, S.E.1.



have half of them for its second TV programme. If a horizontal receiving aerial proves on this band to be an adequate excluder of vertically polarized transmissions and other way about as well, then the eight channels can be turned into sixteen. But to make sure a series of practical tests will have to be made, for queer things can happen to the polarization of v.h.f. What we mustn't do is to drift into a hand-to-mouth, hope-for-the-best channel allocation on Band III.

### Rotatable Aerials

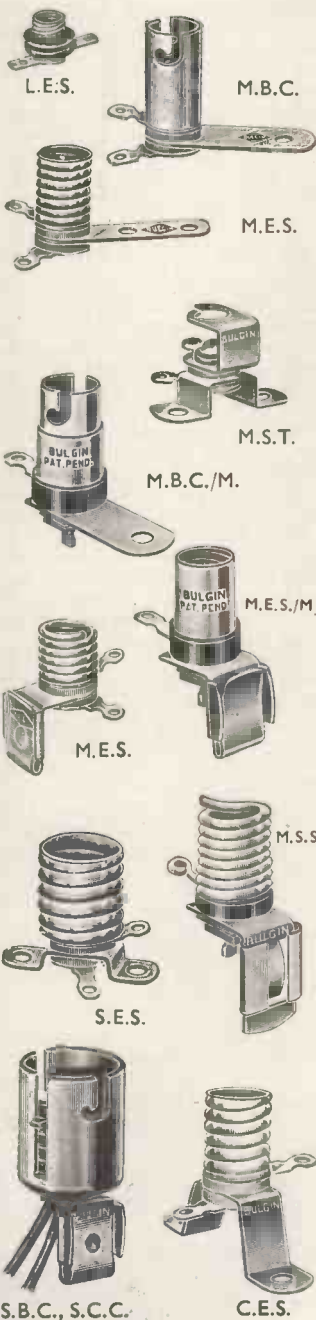
WHEN Croydon is joined by Lichfield and Winter Hill, people living in certain areas may have three television programmes available, one from their B.B.C. station and two others from the I.T.A. When I say that the programmes will be available, I don't mean that everyone in such localities will be able to get them, even if he has a 13-channel receiver and a Band III aerial. What will usually prevent reception of more than one of the two possible I.T.A. programmes is that the aerial won't be pointing in the right direction to bring in the other. In the United States, in places where numerous programmes are on tap, the TV "antenna array"—and some of them are fearsome looking outfits—is rotatable. Some you turn by hand; others are provided with a motor to do the work for you. I'm wondering whether there wouldn't be a market for rotatable aerials in places of the kind I'm talking about.

### Simplifying Things

At the moment, if we want to receive B.B.C. and I.T.A. television and f.m. as well, we need three v.h.f. aerials. It would be a whole lot simpler and tidier if some of our clever aerial people could design an array that was really universal. I know that arrays built to cover all the channels of several bands are, in theory at any rate, not very efficient. But they seem to work satisfactorily in the United States and I don't see why they shouldn't be successful here. One of the bugbears of television to-day is that if you move into an area served by a different B.B.C. television station, it's long odds that your existing aerial won't be of any use at your new place. And unless we can develop band-covering arrays, the same sort of thing is bound to happen when all, or most, of channels 6 to 13 are in use.

# BULGIN

THE CHOICE OF CRITICS



## PILOT LAMP HOLDERS

These lampholders are available with a wide choice of brackets, and different lamp acceptances. They are all strictly manufactured to their appropriate British Standards, B.S.52/Sections; B.S.98/Sections.

**L.E.S.** model. Illustration shows rubber grommet fitted. Also with brackets. (B.S.98/E.5.)

**M.B.C.** (M.C.C.) model. Available with 3 different types of contacting plunger. (B.S.52/BA.9.S.)

**M.E.S.** Rolled-shell fitting. Shell acts as one pole. Resilient centre-contact leaf. (B.S.98/E.10.)

**M.S.T.** Special single-turn-thread, spring-steel vibration-resisting socket, for M.E.S. lamps (B.S.98/E.10.)

**M.B.C./M.** Highly tropicalized moulded insulation model. (B.S.52/BA.9.S.)

**M.E.S./M.** Moulded insulation, moisture-resisting model. Companion to M.B.C. type above. (B.S.98/E.10.)

**M.E.S.** holder with helix extending, steel-spring for extra vibration-resisting grip. (B.S.98/E.10.)

**S.E.S.** model. Rated for 2A. max. up to 250V. a.c. (B.S.98/E.14.)

**M.S.S./M.** A spring-shell M.E.S. fitting with moulded tropicalized insulation. (B.S.98/E.10.)

**S.B.C.** Single or double-contact (S.C.C.) small-bayonet-cap model. (B.S.51/B.15d.; /B.15x.)

**C.E.S.** model, accepts small candelabra-lamps, U.S.A. and Canadian standards. (CANADIAN C.S.A. SPEC. C.22.2 NO. 43/49; U.S.A. SPEC. A.S.A. C.44/31/E.12.)

Full details of these and other Bulgin components in catalogue

Ref. 195/ww. Price 1/- Post free.


A. F. BULGIN & CO. LTD. BARKING · ESSEX

Rippleway 5588 (5 lines)

## Ignorance in High Places?

JUDGES of the High Court often appear astonishingly ignorant of the workaday world, as, for instance, when one of them asked whether Mae West was the inventor of the life-saving jacket which bears her name. Such ignorance—or at any rate apparent ignorance—is not confined to the judicial bench, as is shown when leading radio men say they don't know the reason why a capacitor was, before the etymological renaissance, called a condenser.

Little did I think that I should find this sort of thing so near home until recently, when I happened to be



When doctors differ

reading a book written by one of the stars of the radio firmament who writes in *Wireless World* under the very apt pseudonym of "Cathode Ray." On page 387 of "Second Thoughts on Radio Theory" there appear these words: "and a thing for capacitance is called—why, heaven knows!—a condenser."

Now, lest I be accused of the old political trick of deliberately seeking to falsify meaning by tearing words out of their context, I ought to explain, for the benefit of those of you who have not yet read the book, that in the passage in question "Cathode Ray" is dealing with learners' difficulties, and it is possible that the ignorance does not exist in the author's mind at all; it may be a sort of "Aunt Sally" put in the reader's thoughts for him to demolish.

Many of his fellow peers of the pen have, however, deliberately stated the name of "condenser" to be absurd because "it condenses nothing." Surely this lamentable statement is the very nadir of ignorance, for it is precisely what it *does* do, and I cannot help feeling that this was realized in 1782 when a Leyden jar was first called a condenser.

To "condense" means, among other things, to "bring together closely" (O.E.D.). This is exactly what is done when a capacitor is shunted across the terminals of a

simple electrical pump such as a dry cell. The electrons—or the electrical "fluid" of 1782—are indeed brought together closely on the negative plate. To those who would argue that this is done by withdrawing a corresponding number from the positive plate I would point out that in all forms of compression or condensation the compressed particles are withdrawn from somewhere else as in the case of the air molecules we force into a cycle tyre or the spirals of a spring when we wind up a clock.

## "Rursus Idem Concilium"

WHEN the Radio Manufacturers' Association was metamorphosed into the Radio Industry Council some years ago, a very good Latin motto, *Radio Maximo Arvo*, was lost to the world. The public relations officer of the R.M.A. at the time when this motto was adopted informed me, over a cup of cocoa, that the official translation of it was "Broadcasting to the Farthest Shore." I pointed out to him that the translation seemed a bit "free" as the literal meaning of the Latin word *radio* is "I radiate" or "I broadcast." He agreed but told me of the trouble they had had to invent a three-word motto using the initial letters R.M.A.

When the R.I.C. was formed I recollected this and at once wrote to the Editor of *W.W.* suggesting a three-word Latin motto beginning with the new body's initial letters, namely *Rursus Idem Concilium*. Unfortunately, both space and the Editor's temper were short that month and he sternly rejected my suggestion. I still think that there is scope for a three-word R.I.C. motto and I wonder, therefore, whether any of you Latin "scolards" can suggest anything suitable.

My own humble and very hackneyed effort was meant to convey the idea that the new Council would carry on all that was best in the old association, and that, as a guarantee of this, many of those who sat in well-

deserved high places in the old body would have similar positions in the new.

The reason for its unsuitability was because of its susceptibility to "free" translation. For instance, one very free, very unkind, very untrue but perfectly sound translation would be "The same old gang again." So, please, use very great care in composing your efforts lest you find yourselves in the dock on a charge of criminal libel and pleading, with a hang-dog look, *hoc egi*, which may be freely translated as "I dunnit."

## Plain Vans Wanted

OVER 18 months ago in the issue of June, 1954, "Diallist" complained that television interference, of which he had made an official complaint, disappeared magically when G.P.O. engineers in the familiar green van came to investigate the matter. As the interference re-appeared when the van departed he wondered if the offender had spotted the van.

From recent personal experience I have not the slightest doubt of it, for anything more blatant than the G.P.O. television detector vans would be hard to imagine. When I observed it near my house, and I think everybody in the neighbourhood was aware of it, I hoped that it would trace the offender who ruins the Droitwich transmissions with his obnoxious TV whistle which was in full blast when the van arrived.


I really wondered whether it was one of the G.P.O.'s genuine pirate-detecting vans or merely a dummy designed to scare people into scurrying to the Post Office to buy television licences. To test its abilities I switched on a pre-war un-suppressed electric razor but the van made no move towards my house. I therefore "keyed" the razor, which is of the type fitted with a self-starting commutator motor, and tapped out a rude message in Morse but still no response.

Now if the van were indeed a dummy I don't expect the P.M.G. to admit it, for I daresay the sight of it does make a lot of people scurry to the Post Office, but for genuine detection work surely he should take a leaf out of the book of the late Mr. Drage and use a plain van.



The pack ready to move

*Designed for*



*dependability*



The "AVO" Valve Characteristic Meter, Mk. III is typical of the ingenuity of design and high standard of workmanship that exemplify all of the multi-range instruments in the wide "AVO" range.

It is a compact and comprehensive meter that will test quickly any standard receiving valve or small transmitting valve on any of its normal characteristics under conditions corresponding to a wide range of D.C. electrode voltages. The method of measuring mutual conductance ensures that the meter can deal adequately with modern T.V. receiver valves. It does many useful jobs too numerous to mention here, but a completely descriptive pamphlet is available on application.

List Price **£75** complete with Instruction Book and Valve Data Manual.


*The* **AUTOMATIC COIL WINDER & ELECTRICAL EQUIPMENT CO., LTD.**

AVOCET HOUSE • 92-96 VAUXHALL BRIDGE ROAD • LONDON • S.W.1 • VICtoria 3404 (9 lines)






# Between 25 c/s and 1 Mc/s




## OR



### WIDE-RANGE OSCILLATOR CO 546

A new oscillator which meets the demand for a higher frequency version of the OS 101. The CO 546 gives continuous coverage from 25 c/s to 500 Kc/s and has built-in attenuation facilities for a 600 ohm output, also provision for feeding an external 75 ohm attenuator.



### SQUARE-WAVE GENERATOR GO 511

The GO 511 produces fast square waves with complete absence of droop or ringing, provision being made for energisation from an external oscillator or for generation of spot frequencies in the range 50 c/s to 1 Mc/s.



### SOLARSCOPE CD 514

A versatile new oscilloscope with a constant bandwidth of 5 c/s to 9 Mc/s at any sensitivity from 30 mV/cm to 30 V/cm.

These three instruments combined form an ideal combination for response testing of networks, filters, transformers, feedback amplifiers etc., by injecting precisely known sine or square waves and measuring the true response on the SolarScope CD 514. Write now for details and our new catalogue.

## THE SOLARTRON ELECTRONIC GROUP LTD.

RELIABILITY—UNDER OUR  
12 MONTHS' GUARANTEE, COSTS  
HAVE NEVER EXCEEDED 0.2% OF SALES

Thames Ditton, Surrey  
Telephone: EMBerbrook 5522  
Cables: Solartron, Thames Ditton

# VHF


## POWER TETRODES



for F.M. and television transmitters

Transmitter designers are now offered a wide range of v.h.f. tetrodes by Mullard, including the recently introduced tetrode QY3-65.

These high efficiency, high gain tetrodes make possible the design of transmitters with fewer valves and, consequently, reduced cost. The higher overall efficiency of equipments fitted with Mullard tetrodes results in lower running expenses—a factor in the growing popularity of these valves in the world market. Further details of the QY3-65 and other tetrodes in the Mullard range may be readily obtained from the address below.



### PRINCIPAL CHARACTERISTICS

MULLARD TYPE No.	AMERICAN TYPE No.	CV TYPE No.	DESCRIPTION	BASE	HEATER (V) (A)	V <sub>amax</sub> (V)	P <sub>amax</sub> (W)	TYPICAL LOAD POWERS & FREQUENCIES (W) (Mc/s)	
QV06-20	6146	CV3523	V.H.F. Power Tetrode	Octal	6.3 1.25	600	20	42	60
QQV03-10	6360	CV2798	V.H.F. Power Double Tetrode	B9A	6.3 0.83 12.6 0.42	300	2 x 5.0	14	100
QQV03-20A	6252	CV2799	V.H.F. Power Double Tetrode	B7A	6.3 1.3 12.6 0.65	600	2 x 10	39	200
QQV06-40A	5894	CV2797	V.H.F. Power Double Tetrode	B7A	6.3 1.8 12.6 0.9	750	2 x 20	72	200
QY3-65	4-65A	CV1905	V.H.F. Power Tetrode	B7A	6.0 3.5	3000	65	224	50
QY3-125	6155/4-125A	CV2130	V.H.F. Power Tetrode	B5F	5.0 6.5	3000	125	300	120
QY4-250	6156/4-250A	CV2131	V.H.F. Power Tetrode	B5F	5.0 14.1	4000	250	175	200
QV1-150A	4X-150A	CV2519	U.H.F. Power Tetrode	B8F	6.0 2.6	1250	150	800	75
QY5-3000A	6076	—	V.H.F. Power Tetrode	Special 4-pin	6.3 32.5	5000	3000	400	120
								156	165
								112	500
								3300	75
								*3500	220

\* 2 Valves in push-pull. Television service.

# Mullard

MULLARD LTD., COMMUNICATIONS & INDUSTRIAL VALVE DEPT., CENTURY HOUSE, SHAFESBURY AVENUE, LONDON, W.C.2

*Typed  
and Tabbed*



*with  
LAB Continuous  
Storage Units*

Thousands of LAB Continuous Storage Units are daily solving the problem of control and storage of the great range of resistors. Compact, and capable of storing up to 720 separate resistors, LABpak make selection positive, simple and speedy. Now that Ceramicaps, Histabs and Wirewound resistors have been added to the carded range the usefulness of LABpak storage units is enhanced.

FREE with any purchase of the LABpak range, these units are the complete answer to the storage problems of small production units, laboratories, etc.

**MAKE UP YOUR ORDER TODAY — DELIVERY EX-STOCK**

All LABpak resistors are carded in ohmic value, rating and tolerance, colour indexed and tabbed for easy selection.

REF.	WATTS	MAX. VOLTS	OHMS	MIN. ORDER FOR FREE UNIT	UNIT STORAGE CAPACITY
------	-------	------------	------	--------------------------	-----------------------

#### RESISTORS

T	$\frac{1}{2}$	250	10 to 10M	240	720
R	1	500	10 to 10M	180	500

Tolerances available  $\pm 20\%$  10% 5%

#### HIGH STABILITY RESISTORS

HS3	$\frac{1}{2}$	750	1 to 500M	93	500
-----	---------------	-----	-----------	----	-----

Tolerances available  $\pm 5\%$  2% 1%

#### WIREWOUND RESISTORS

LM	5 & 10	—	5 to 100K	72	300
LP	5 & 10	—	5 to 100K	72	300

#### CERAMICAPS

CER	Tubular	500	3 to 470pf	141	500
HK	Tubular	500	470 to 5000pf	141	500
HKD	Disc	500	470 to 5000pf	141	500

Tolerances available  $\pm 2\%$  10%

The LAB Continuous Storage Units are available from your normal source of supply, but more detailed information and literature can be obtained from

**THE RADIO RESISTOR COMPANY LIMITED**

50 ABBEY GARDENS, LONDON, N.W.8 • Telephone: Maida Vale 5522



# Thinking of buying a Tape Recorder?

WITH SO MANY Tape Recorders now on the market you may be finding it difficult to make your choice. So let us tell you something about the Ferrograph and the policy behind it.

Perhaps you did not know that the Ferrograph was the first portable Tape Recorder ever to be made in this country—that by virtue of its outstanding achievements it has been selected by the Services, by foreign broadcasting organisations, by educational authorities throughout the country, by large industrial users and by the B.B.C.

In overseas markets, too, the Ferrograph success story has been repeated time and again. Whenever, in fact, it has been competitively tested against other Tape Recorders, the result has been almost a foregone conclusion.

As a result, therefore, we have never been able to make enough Ferrographs to satisfy the demand. For this we make no apology—it is, perhaps, the penalty of success. We are certainly not prepared to depart from those high standards of performance and dependability that every Ferrograph owner has learned to expect and appreciate.

## FERROGRAPH FACTS FOR THE KNOWLEDGEABLE

- **Twin Track (to International standards):** Playing British and American pre-recorded tapes
- **Playing Time with 1,750 ft. Reel:** 45 minutes per track at  $7\frac{1}{2}$  i.p.s. (other speeds pro rata)
- **Signal to Noise Ratio:** Better than 50 db, 200/12,000 c.p.s. Unweighted, including hum, 45 db
- **Quick Rewind** in less than 60 seconds • **Signal Level Meter** giving positive reading
- **"Wow" and Flutter:** Less than 0.2% at  $7\frac{1}{2}$  i.p.s. • **Output Power:**  $2\frac{1}{2}$  watts into 15 ohms
- **Frequency Response:**  $\pm 3$  db 50/10,000 c.p.s. at  $7\frac{1}{2}$  i.p.s.
- **Longterm Speed Stability:** Less than .5% variation



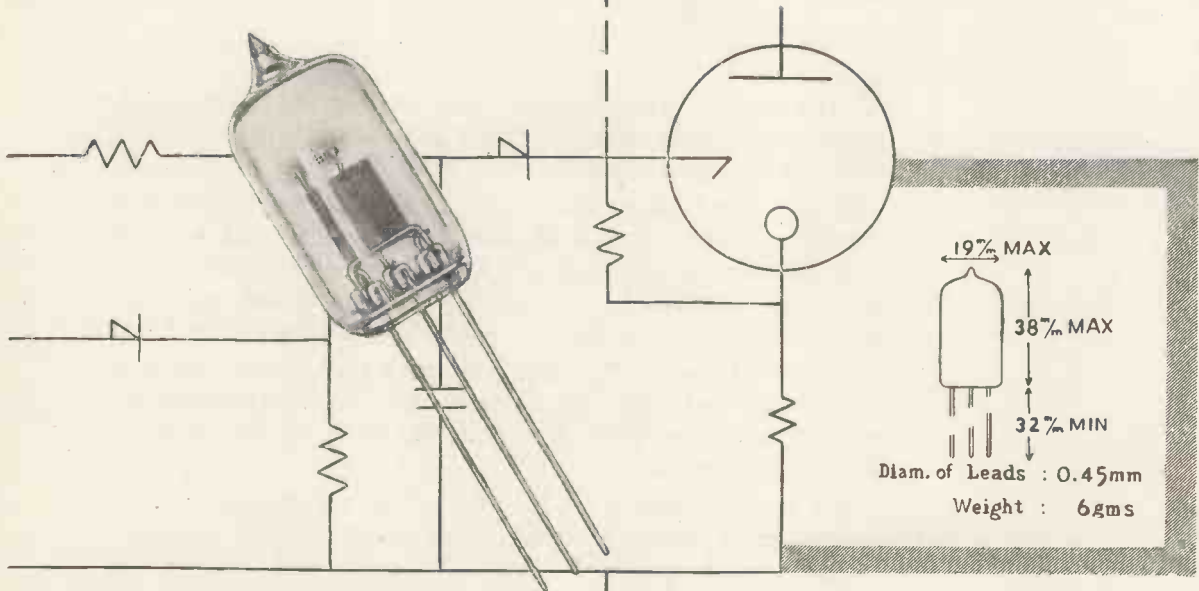
MODEL 2A/N  $3\frac{3}{4}$  and  $7\frac{1}{2}$  i.p.s. 76 gns.

MODEL 2A/NH  $7\frac{1}{2}$  and 15 i.p.s. 86 gns.

# Ferrograph


**VALVES**

# Cold Cathode Triode



# CCT6

Specially designed for circuit applications in which sequential switching is achieved by the transfer of voltage level in the steady state from one valve to the next. **List Price:— 25/-** Tax free.

## Ratings

Anode supply voltage range . . . . . 190-250 Volts  
 Normal anode operating current range . . . . . 1- 5 mA  
 Peak anode current — maximum . . . . . 40 mA

## Circuit Limits

*The following circuit specification limits are those which would apply to the valve up to the point of failure in service.*

Control gap breakdown voltage . . . . . 70 — 90 Volts  
 (Anode open circuited  
 Trigger load 47K $\Omega$ )  
 Main gap breakdown voltage . . . . . 250 Min. Volts  
 (Trigger connected to cathode (Suddenly applied)  
 through 470K $\Omega$ )  
 Main gap breakdown voltage . . . . . 250 Min. Volts  
 (Trigger biased +60V with respect (Suddenly applied)  
 to cathode through 470K $\Omega$ )  
 Main gap maintaining voltage  
 at  $I_a = 5\text{mA}$  . . . . . 65 — 80 Volts  
 (Trigger open circuited)

For further details write to the Osram Valve and Electronics Department



# FREQUENCY STANDARD

## Type 761

- Standard signals provided at 100 c/s, 1 kc/s, 10 kc/s, 100 kc/s and 1 Mc/s.
- Outputs available with both pulse and sinusoidal waveform simultaneously.
- Complete built-in Oscilloscope provided.
- Heterodyne Amplifier and Loudspeaker incorporated.
- A built-in clock enables the equipment to be used as a time standard.
- Immediate delivery.



**T**HIS instrument has been designed to fill the need for a versatile, self-contained, crystal-controlled frequency standard of moderate cost. Although relatively small in size a short term frequency stability of better than 1 part in  $10^6$  is obtainable upon installation. This short term stability improves with time and correct treatment up to a limit approaching 1 part in  $10^7$ .

Sine wave and pulse signals are produced at five standard frequencies, the pulse waveforms being rich in harmonics, and since the instrument includes both an Oscilloscope and Heterodyning Circuit as independent facilities, it is extremely flexible in operation.

Full details of this or any other Airmec instrument will be forwarded gladly upon request.

Full details of this or any other Airmec instrument will be forwarded gladly on request



**AIRMEC LIMITED**  
HIGH WYCOMBE, BUCKINGHAMSHIRE, ENGLAND

Telephone: High Wycombe 2060. Cables: Airmec, High Wycombe



# *the NEW 'make-it-yourself' cabinet construction system*

The new Imhof-Elliott Cabinet Construction System is designed specifically for the quick and easy manufacture of all types and sizes of metal cases and cabinets. The system has an immense range of uses. Make-up of the framework, from the two components—the extrusion and the corner connector—is child's play! And any suitable material can be used for panelling—steel, aluminium, Formica etc. All in all, the system is versatile and efficient, economical and labour saving, in the production of your own cases and cabinets. Write now for a leaflet and details of our Special Sample Pack Offer.



## **IMHOF ELLIOTT**

the **IMHOF-ELLIOTT**  
Cabinet Construction System

is protected under

Patent Nos. 691915, 3164/55, DES/APP 878807

and is obtainable only from the

Sole World Distributors

**ALFRED IMHOF LTD.**

Dept. P.11, 112-116, New Oxford Street, W.C.1

Museum 7878



**LOUDSPEAKER SPECIALISTS  
FOR OVER 30 YEARS**


**ROLA**  
**CELESTION**  
**TRUVOX**

**Rola Celestion Ltd.**

**Rola Celestion Ltd.**

FERRY WORKS, THAMES DITTON, SURREY, ENGLAND  
TELEPHONE : EMBERBROOK 3402/6

# "Straightforward & Logical System of Control"



## QUAD II CONTROL UNIT - SPECIFICATION

### FREQUENCY RESPONSE:

Cancel position.  
Radio and Tape Inputs: 20-20,000 c/s within 0.3 db.  
Microphone input: 20-18,000 c/s with 1 db.  
Pickup Input (R.2): Within 0.5 db of stated characteristics.  
Other plugs, no significant change.  
Bass and Treble controls: Within 1 db of published curves.  
Filter frequencies (ff): 5Kc/s, 7Kc/s, 10Kc/s  $\pm$  250 c/s.  
Filter slope: Level to 50 db/Octave.

### INPUT SENSITIVITIES (for 1.4 V. rms. output):

Radio and Tape: Internal impedance 100 K $\Omega$ : 100 mV.  
Microphone: " " 100 K $\Omega$ : 1.5 mV.  
Pick-up: to suit pickup in use, adapted by plug-in unit.

### DISTORTION (1.4 V output):

All controls 'level,' Radio Input or R.2 pick-up input: 0.02% approx.  
Least favourable arrangement of plugs and controls: less than 0.1%

### POWER SUPPLY:

The unit takes its power from the main amplifier.  
330 V 2 mA } Plus currents taken by tuner units which may be  
6.3 V 1 A } connected to sockets provided.  
Maximum power available from tuner sockets:  
330 V 30 mA (each tuner)  
6.3 V 2.5 A (total) The heater supply is C.T. to chassis.

### VALVES:

1 x EF.86 (Z.729 or 6267), 1 x ECC.83 (12AX7) (ECC.81, B309 or 12AT7 with changed bias resistor).

### BACKGROUND:

-70 db or where applicable, approximately 6 db above equipment thermal noise of input impedance.

### MECHANICAL:

Front panel: Die-cast, stove finished silvered fawn, machine engraved.

Knobs: Aluminium, stove matt brown, machine engraved.  
Chassis and Cover: Steel, rust-proof processed, stove steel grey.  
The complete unit, electrically and mechanically is fully tropical and suitable for all climatic conditions.

**DIMENSIONS:** 10 $\frac{1}{2}$ in. x 3 $\frac{1}{2}$ in. x 6 $\frac{1}{2}$ in.

**WEIGHT:** 7 lb. nett (3.15 Kg.).

# ACOUSTICAL

Send for illustrated brochure giving full details of the QUAD II Amplifier

# QUAD II

... for the closest approach to the original sound.



**HERE IT IS!**


**THE NEW 1956 EDITION**

**NEWNES**

# Radio and Television Servicing

**CLAIM YOURS NOW**  
**7 DAYS' FREE EXAMINATION**

**T**HIS is the most complete collection of models ever assembled—over 1,550 including the latest Radio Show sets. Here at your elbow you have the circuit diagrams, component layouts, and all the data you need to service the hundreds of different models in use. The work covers Multi-channel T.V. receivers, Band III converters, Radios, Radiograms, VHF/FM receivers and adaptors, Portables, Car radios—they are all here to make servicing speedy and profitable. This great work can pay for itself within a week of receiving it—never has there been such an opportunity for you to make money. Prove this by claiming 7 days' Free Examination. Cut out this page, you will not spoil your copy of "Wireless World," and post to-day. But do this now—the demand will be terrific.



**COMPLETE  
IN  
6 VOLUMES**

**1,550 POPULAR MODELS including  
LATEST RADIO SHOW MODELS**

CUT ALONG THIS LINE

**SEE OVERLEAF**  
for further details and  
method of folding this  
**POST-PAID Leaflet**

This is a Newnes publication and worthy of your immediate attention. Claim your copy for Free Examination to-day—there is no cost or obligation. Simply cut out this page—you will not spoil your "Wireless World."

Please send me Newnes RADIO AND TELEVISION SERVICING without obligation to purchase. I will either return the work within eight days or I will send the first payment of 9s. 0d. eight days after delivery, and 10s. 0d. monthly thereafter, until the sum of £9 9s. 0d. has been paid. Cash price within eight days is £9.

Name .....

Address .....

.....

Occupation .....

Your Signature .....

(Or your Parent's Signature if under 21) **RTV 103**

Place X where it applies

HouseOWNER	<input type="checkbox"/>
Householder	<input type="checkbox"/>
Living with Parents	<input type="checkbox"/>
Lodging Address	<input type="checkbox"/>

# The Biggest PROFIT-MAKER Ever Produced!

## NEWNES Radio and Television Servicing

ALL POPULAR MAKES INCLUDING LATEST RADIO SHOW MODELS

### 1,550 MODELS

#### TELEVISION

SERVICING DATA for—

Aca, Alba, Ambassador, Argosy, Baird, Banner, Beethoven, Bush, Champion, Cossor, Decca, Defiant, Ekcovision, E.M.I., English Electric, Ferguson, Ferranti, G.E.C., H.M.V., Invicta, K-B., McCarthy, McMichael, Marconiphone, Masteradio, Mullard, Murphy, Pam, Peto Scott, Philco, Philips, Pilot, Portadyne, Pye, Rainbow, Raymond, Regentone, R.G.D., Sobell, Stella, Ultra, Valradio, Vidor.

#### RADIO

SERVICING DATA for—

Aca, Ambassador, Banner, Beethoven, Bush, Champion, Cossor, Decca, Denco, Defiant, Eddystone, Ekco, Etronic, Ever Ready, Ferguson, Ferranti, G.E.C., Grundig, Invicta, K-B., McCarthy, McMichael, Marconiphone, Masteradio, Mullard, Murphy, Pam, Peto Scott, Philco, Philips, Pilot, Pye, Rainbow, Raymond, Regentone, R.G.D., Roberts Radio, Sobell, Strad, Ultra, Vidor.

Owners said the last edition was worth a fortune! This up-to-the-minute New Edition is even more valuable. Prove it yourself by sending for Free Examination—there is no cost or obligation on your part. But please hurry!

CUT OUT THIS PAGE INTACT, FOLD AND POST

NO STAMP REQUIRED



NOW POST TO-DAY!

TUCK (B) INTO (C) SO THAT NEWNES ADDRESS SHOWS

FOLD HERE (B) across leaflet



CUT ALONG THIS LINE

(A) FOLD ALONG HERE

### YOURS FOR 7 DAYS' FREE EXAMINATION

6 volumes strongly bound in maroon cloth.

3,150 pages of up-to-the-minute data, and practical information written by skilled Radio and T.V. engineers.

1,550 models and more—the wanted data you must have for profitable servicing work.

3,000 circuit, component and chassis layout diagrams. Also photographs and explanatory illustrations.

With quick-reference indexes to all models and makers.

FREE 2 Years' Technical Advisory Service on any of the many subjects in the work.

## DON'T MISS THIS GREAT OPPORTUNITY

Postage will be paid by George Newnes Ltd.

No postage Stamp necessary if posted in Gt. Britain or Northern Ireland.

FOLD HERE (C) across leaflet



FOLD ALONG PAGE LENGTHWISE AT (A) AND TURN FLAP UNDER


BUSINESS REPLY FOLDER  
Licence No. W.C. 1129

GEORGE NEWNES, LIMITED,  
66/69, GREAT QUEEN STREET,  
LONDON, W.C.2

HOW TO FOLD THIS PAGE FOR POSTING NO STAMP REQUIRED

# RELAYS

## SERIES 2400



A Relay of noteworthy dimensions, designed in size and performance to suit present day electronic equipment. The new 2400 Relay is available with twin light duty or single heavy duty contacts.

When fitted with a 10,000 ohm coil, the pull-in is approximately 4 milli-amperes; contact pressure and clearance have not been sacrificed to achieve this sensitivity.

**DIMENSIONS:** Above chassis  $2\frac{1}{2}$ " high x 1" wide x  $1\frac{3}{8}$ " deep.

**WEIGHT:**  $4\frac{1}{2}$  ounces.

EXNING ROAD, NEWMARKET

Tel. : Newmarket 3181



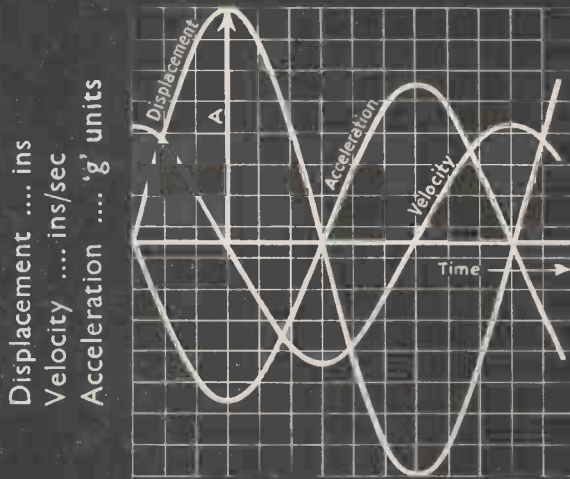
**MAGNETIC DEVICES LTD**  
NEWMARKET



THE **FIFTH** IN A SERIES IN THE INTERESTS OF A BETTER UNDERSTANDING OF VIBRATION TECHNIQUE

# do you know...!

that the maximum acceleration ('g') of a vibrating object occurs at an instant when the object is not moving



$$\text{Displacement } x = A \sin 2\pi ft.$$

$$\text{Velocity } \dot{x} = 2\pi fA \cos 2\pi ft.$$

$$\text{Acceleration } \ddot{x} = -4\pi^2 f^2 A \sin 2\pi ft.$$

- \* When a particle is experiencing a sine wave vibration it is said to be executing
- \* Simple Harmonic Motion (S.H.M.) This applies to objects attached to a vibration
- \* generator for vibration tests. Just like the pendulum of a clock, the object moves from
- \* the neutral position to its maximum amplitude 'A' where it stops and then
- \* starts moving in the other direction. As it passes through the neutral position it
- \* reaches its maximum velocity and then slows down until it again stops at the
- \* other point of maximum displacement. At these two points the velocity is instantaneously
- \* zero but the rate of change of velocity, (acceleration) is a maximum.
- \* **Effect of acceleration . . .** Displacing a body slowly from 'A' to 'B' is not likely
- \* to cause it any permanent damage. Similarly, a body travelling at a constant
- \* velocity does not experience any destructive forces but any rapid change to its speed is
- \* equivalent to the application of a force equal to its mass times the acceleration.
- \* Therefore the acceleration or 'g' level
- \* of a vibrating object is the important
- \* factor in assessing reliability, and this
- \* is dependant on both the amplitude
- \* and the square of the frequency.

### If you have a vibration problem—

★ *fatigue testing, torsional or flexure testing or structural investigation—consult Goodmans first. The Goodmans Vibrator Range includes models developing  $\pm 500$  lb. to a midget with force output of  $\pm 2$  lb.*

*Write for full details to "Vibration Dept. W."*

## Goodmans

# Vibration Generators



# 50 Watt V.H.F. FIXED STATION

This Pye VHF Fixed Station is designed for service anywhere in the world. Robust, simple to operate and of small dimensions, it is specially suitable for point-to-point Radio Links or for mobile schemes. In the aeronautical band it provides a most efficient ground-to-air control station. The equipment can be supplied with or without remote control facilities.



## Telecommunications


CAMBRIDGE ENGLAND



<p>Pye (New Zealand) Ltd. Auckland C.I., New Zealand</p> <p>Pye Radio &amp; Television (Pty.) Ltd. Johannesburg South Africa</p>	<p>Pye Canada Ltd Ajax, Canada</p> <p>Pye Limited Mexico City</p>	<p>Pye-Electronic Pty., Ltd Melbourne, Australia</p> <p>Pye Limited Tucuman 829 Buenos Aires</p>	<p>Pye (Ireland), Ltd. Dublin, Eire</p> <p>Pye Corporation of America 270 Park Avenue New York</p>
--	---	--	--

**PYE LIMITED . . . CAMBRIDGE . . . ENGLAND**

# HIGH-STABILITY Magnetic Amplifiers



## SINGLE-STAGE OR PUSH-PULL

*An extensive range of standard types  
always available for prompt delivery*

**SPECIAL TYPES DESIGNED  
TO SUIT YOUR NEEDS**

THE WORLD-RENOUNDED SPECIALIST DESIGNERS  
AND MANUFACTURERS OF MAGNETIC AMPLIFIERS

*Now FREE to all!*

### THE E-M TECHNICAL ADVISORY SERVICE

Regardless of whether your magnetic amplifier problem is simple or complex, the fact remains that the only reliable solution is that which entirely eliminates risk.

We therefore respectfully invite you to avail yourself of the wide resources of technical knowledge and practical experience possessed by the specialist technicians of our Magnetic Amplifier Division.

**ELECTRO  
METHODS**

LTD

OF STEVENAGE

*Full technical data  
and illustrated leaflets  
promptly forwarded  
on request!*

**ELECTRO METHODS LTD. 12-36 CAXTON WAY, STEVENAGE, HERTS. Phone: STEVENAGE 780**





**CATHODEON**

# Quartz Crystals

**FOR  
RELIABLE  
FREQUENCY  
CONTROL**

*Frequency Range 2,000—20,000 kc/s*

*Our range now includes crystals for close tolerance requirements*

ENQUIRIES ARE INVITED FOR OVERTONES UP TO 60 MC/S.

**CATHODEON CRYSTALS LIMITED**

LINTON • CAMBRIDGESHIRE • Telephone LINTON 223



## FLEXIBLE REMOTE CONTROL OUTFITS

Our experience in the industrial field has indicated that there is a definite need for this type of outfit offering facilities for making prototype flexible remote controls as required.

The two gauges of Remote Control flexible shafts in these outfits cover the range of torque loadings required for • volume controls • all types of wave change switches • condensers • all controls likely to be met in electronic, radio and television equipment.

The outfits are reasonably priced and comprise:


- No. 130 (.130 in. dia.) for remote controls up to 4 in. length.....£7. 0.0
- No. 150 (.150 in. dia.) for remote controls up to 6 in. length.....£7.10.0

(For use without flexible casing)



BRITANNIA WORKS, 25-31 ST. PANCRAS WAY, LONDON, N.W.1.

Telephone: EUSton 5393



The S. S. White Company will be pleased to advise which Outfit is most suitable for specific applications.




A detailed Parts List is available upon request.

# Valves for Industry

## R.F. Heating


*The increasing use of R.F. Heating in industry has shown the need for units to provide outputs between 10 and 50 kW*

To meet this demand, the English Electric Valve Company have developed two new valves for R.F. generators of 10kW and upwards. These new products are not modifications of valves used for communications, but are designed expressly for operation under the less favourable conditions imposed by factory use. They are rugged and will withstand severe overloads; they are low in first cost and have a long service life. Both types are available in air-cooled or water-cooled versions and a suitable range of rectifying valves for use in conjunction with them is also available.



### Valves for Industry

is the title of a new publication giving full details of these valves, which is available on request.




**'ENGLISH ELECTRIC'**

**ENGLISH ELECTRIC VALVE CO. LTD.**



Waterhouse Lane, Chelmsford  
Telephone: Chelmsford 3491





**TYPE W97 MIDGET 'THERMETIC'**

Capacitance Microfarads	List Number	Dimensions L (inches) D	
200 Volts D.C. Working			
0.002	BM7	0.610	0.135
0.004	BM8	0.610	0.135
0.004	BM11	0.500	0.180
0.005	BM9	0.610	0.135
0.005	BM12	0.500	0.180
0.01	BM13	0.500	0.180
0.02	BM14	0.610	0.180
0.03	BM15	0.610	0.260
0.04	BM16	0.610	0.260
400 Volts D.C. Working			
0.0004	BM4	0.610	0.135
0.0005	BM5	0.610	0.135
0.001	BM6	0.610	0.135
0.002	BM18	0.500	0.180
0.003	BM19	0.500	0.180
0.005	BM20	0.610	0.180
0.01	BM21	0.610	0.260
600 Volts D.C. Working			
0.00005	BM25	0.500	0.180
0.0001	BM26	0.500	0.180
0.0001	BM1	0.610	0.135
0.0002	BM2	0.610	0.135
0.0002	BM27	0.500	0.180
0.00022	BM28	0.500	0.180
0.00025	BM29	0.500	0.180
0.0003	BM3	0.610	0.135
0.0003	BM30	0.500	0.180
0.0004	BM36	0.500	0.180
0.0005	BM31	0.500	0.180
0.001	BM32	0.500	0.180
0.002	BM33	0.610	0.260
0.003	BM34	0.610	0.260
0.004	BM35	0.610	0.260

If required, Type W97 can be supplied with a plastic insulating cover.

**MIDGET 'THERMETIC'  
METALLISED PAPER**

(HUNTS PATENT)

**TEMPERATURE RANGE: -100°C to +100°C**  
Type approved to Joint Services Standard  
R.C.S. 136/A Category 40/100 Class HI

REGISTERED TRADE MARK




THE TRADE MARK OF RELIABILITY

**A. H. HUNT (Capacitors) LIMITED**  
WANDSWORTH · LONDON S.W.18  
Telephone: BAttersea 1083

And in Canada:  
HUNT CAPACITORS (Canada) LTD.  
AJAX ONTARIO

# THE DUOMAGNETTE

## THE LATEST ELAC FOCALISER



Improved beam focus and picture positioning with minimum effect on scan coils and ion trap assemblies.

- Fitted with latest type dual "Magnadur" sintered Oxide Magnets.
- Magnets DO NOT ROTATE during adjustment.
- Friction damping ensures smooth positive movement without backlash.
- Rapid and easy adjustment of focus and picture position.

*For wide angle tubes with 38 mm. diameter necks.*

RETAIL PRICES IN U.K.

Type FD12/90 (Low flux) .....	22/6
Type FD13/90 (Medium flux) .....	23/-
Type FD14/90 (High flux) .....	25/-



*Leading the field in TV components*



**ELECTRO ACOUSTIC INDUSTRIES LIMITED**

Stamford Works, Broad Lane, Tottenham, N.15

Telephone: TOTtenham 0505-7



## Transformers for Printed Circuits

Hinchley are already in production with a range of suitably mounted transformers specifically designed for use with printed circuits.

Our well known design and specialised production service is available to designers and manufacturers and is backed by an intimate knowledge of all cost factors related to this type of component.

# **Hinchley**

**HAVE THE ANSWER**

HINCHLEY ENGINEERING CO. LTD., DEVIZES, WILTSHIRE. TELEPHONE: DEVIZES 573




# 10 to 300 Mc/s DIRECTLY CALIBRATED

The Advance D1 Signal Generator has long been recognised as supreme in its sphere for accuracy, ease of operation and reliability. Now comes the D1/D—an up-to-the-minute successor—possessing all those proven qualities, but plus the advantage of being **DIRECTLY CALIBRATED**. Whilst the range of the D1/D (10 to 300 Mc/s) is only slightly less than the original D1, its characteristics, given below, prove the "D" series to be the finest V.H.F. instruments available in their price class.

- Frequency range 10 to 300 Mc/s
- Directly calibrated with an accuracy of plus/minus 1%
- Sine wave modulation 30% at 1,000 c/s
- Square wave modulation approx. 50/50 at 1,000 c/s
- Max. attenuation error at 300 Mc/s plus/minus 4 db
- Negligible stray field
- Light weight, only 34 lbs.

## the *Advance* V.H.F. SIGNAL GENERATOR



# MODEL D1/D

Full technical details available in Leaflet W26

Net Price in U.K. **£97**

The new 4"

# EMITRON

Cathode Ray Tube with  
**POST-DEFLECTION ACCELERATION**  
 FOR INDUSTRIAL AND SCIENTIFIC APPLICATION

DEVELOPMENT

RESEARCH

DESIGN

APPLICATION

EXPERIENCE

SERVICE



1. High writing speeds with excellent definition.
2. Suitable for high frequency operation
3. Electrostatic focus
4. Flat screen — precision ground

5. Screen—special green fluorescent, medium persistence, or as specifically required

**FREE** — The new Emitron CRT and Valve Data brochure.  
 Send for your copy now.

# EMITRON


REG TRADE MARK

## THERMIONIC VALVES AND CATHODE RAY TUBES

OF SUPERIOR QUALITY FOR TELEVISION, RADIO,  
 INDUSTRIAL AND SCIENTIFIC APPLICATION

# high

# FIDELITY



GOODMANS  
AXIOM 150 MK. II



**It must sound better**

**... if it's**

**Goodmans**



**Write now for full details of  
Goodmans high fidelity range  
of Loudspeakers, Acoustical  
Resistance Units and the  
Axiom Enclosures.**


GOODMANS INDUSTRIES LTD. AXIOM WORKS, WEMBLEY, MIDDX. Tel: WEMbley 1200



U.S.A. Agents : Rockbar Corp., 215 East 37th Street, New York 16, N.Y. U.S.A.



## Ferranti Valves for Band III Television Reception



All glass B9A based valves designed to operate in the 200 Mc/s wave-band for band III T.V. Reception. Types available are as follows:

PCC84	Cascode R.F. Triode
PCC85	Double Triode
PCF80	Triode Pentode Frequency Changer
PCF82	Triode Pentode Frequency Changer

**FERRANTI LTD · GEM MILL · CHADDERTON · OLDHAM · LANCS**

London Office: KERN HOUSE, 36 KINGSWAY, W.C.2

# 3 TAYLOR INSTRUMENTS FOR RADIO T.V. AND F.M. ALIGNMENT

## TAYLOR SWEEP OSCILLATOR Model 92A For T.V. and F.M. Receiver Alignment

Frequency-modulated oscillator designed for the rapid and accurate alignment of T.V. and F.M. receivers. Also suitable for checking band pass amplifiers.

*Frequency range:* 5-250 Mc/s.  
*Frequency deviation:* Continuously variable to approx. 15 Mc/s.  
*Output:* 40 microvolts to 2 millivolts continuously variable.  
*Freq. Mod.:* Substantially linear to 6 Mc/s.  
*Sweep width:* Less than 10% max. sweep.  
*Sweep:* Sweep voltage continuously variable to a max. of 300 V.R.M.S.

**CASH PRICE £30.0.0**      **Prompt Delivery**  
Available on advantageous Hire Purchase Terms



## TAYLOR MULTIRANGE UNIVERSAL METER Model 88A

A robust and accurate Multirange Meter is of special value to the Radio and Television Service Engineer. It has a sensitivity of 20,000 o.p.v. D.C. and 2,000 o.p.v. A.C.

*Ranges:* D.C. volt ranges from .1 to 5,000-V (25 Kv. by an external adaptor). 11 A.C. volt ranges from 1 to 5,000-V. 15 D.C./A.C. current ranges from 50 uA-10 amps.  
*Resistance:* 1 ohm-5 megohms (50 megohms with external battery).  
*Automatic overload protection.*

**CASH PRICE £22.0.0**      **Prompt Delivery**  
Available on advantageous Hire Purchase Terms

## TAYLOR SIGNAL GENERATOR MODEL 67A For Television up to 240 Mc/s

The Colpitt's oscillator circuit used gives good frequency stability and waveform over the wide frequency range.

*Frequency range:* 100 Kc/s-240 Mc/s in six bands. Covers Band III.  
*Total Scale Length:* 48in.  
*Accuracy:* ±1%.  
*Modulation:* 400 cycles, 30% depth.  
*Output impedance:* 75 ohms.  
*Direct A.F. output provided.*  
*Attenuation:* 100 dB continuously variable.  
*Automatic cut-out against mains overload.*

**CASH PRICE £22.0.0**      **Prompt Delivery**  
Available on advantageous Hire Purchase Terms



● Make sure the instrument you purchase suits your requirements. All Taylor Models are available on a SEVEN DAY APPROVAL SCHEME. Write for full details and Catalogue.



**ELECTRICAL INSTRUMENTS LTD.**

**MONTROSE AVENUE, SLOUGH, BUCKS. Telephone: Slough 21381 Cables: Taylins, Slough**

*Ah! the 1956*  
**MARCONI**  
**INSTRUMENTS**  
*Catalogue*



**25 NEW INSTRUMENTS INCLUDED**

The publication of a new edition of the Complete Catalogue of Marconi Instruments is an annual event which is eagerly awaited by everyone in the world of electronics. The 1956 edition, now being distributed, once again brings the record of developments in the radio communication and industrial fields up to date, and provides a comprehensive survey of all Marconi measuring and test equipment, including twenty-five new instruments.

The demand for the catalogue is greater than

ever, and reflects the confidence of users of Marconi instruments everywhere. The reason for this confidence in our products is not hard to find: we believe in paying meticulous attention to detail in all phases of design, development and manufacture, ensuring that Marconi instruments combine supreme reliability with outstanding technical merit, plus that little extra in the way of operational convenience. Our new catalogue has been produced in the same spirit.

**MARCONI**  
**INSTRUMENTS**


AM & FM SIGNAL GENERATORS • OSCILLATORS • VALVE  
 VOLTMETERS • POWER METERS • Q METERS • BRIDGES  
 WAVE ANALYSERS • FREQUENCY STANDARDS • WAVEMETERS  
 TELEVISION AND RADAR TEST EQUIPMENT • AND SPECIAL  
 TYPES FOR THE ARMED FORCES

**MARCONI INSTRUMENTS LTD., ST. ALBANS, HERTFORDSHIRE. TELEPHONE: ST. ALBANS 6160/9**

30 Albion Street, Kingston-upon-Hull, Telephone: Hull Central 16144. 19 The Parade, Leamington Spa, Telephone: 1408

Managing Agents in Export: **MARCONI'S WIRELESS TELEGRAPH CO. LTD., MARCONI HOUSE, STRAND, LONDON, W.2.**  
 TC 73





AUDIO  
PERFECTION



*Garrard*

THE  
FINEST  
RECORD PLAYING  
EQUIPMENT  
IN THE  
WORLD



# REAL HIGH FIDELITY at modest cost . . .

## •Manufacturer-to-Consumer policy saves you at least one-third cost!

We are now specialising in the supply of units for making up high-fidelity Radio and Record-reproducing Equipment for use in the Home, small Halls, Schools and Gramophone Societies and single items for replacing in existing equipments and radiograms. Our Chief Engineer, who is operating a Technical Guidance Service,

is available daily, including Saturdays, from 10 a.m. to 6 p.m., or will deal with enquiries by return of post. Our new illustrated Catalogue and Supplement will be a great boon to those desiring high quality equipment for modest expenditure. Send two 2½d. stamps for your copy now. It may well save you pounds.

**No. 1 "SYMPHONY" AMPLIFIER** is a 3-channel 5-watt Gram/Radio Amplifier with astonishingly flexible tone control. You can lift the treble, the bass, or—and here is the unique feature—the middle frequencies to suit your own ear characteristics and the record or radio programme being heard. It is thus possible to arrange the frequency-response of the amplifier to a curve equal and opposite to the resultant curve of the other items in the chain so that what finally registers in the brain is as per original. This flexibility of control is even more important than the nominal linear response of the amplifier, as the pick-up, speaker, etc., are not linear. Independent Scratch-Cut is also fitted and special negative-feedback circuit employed. The Amplifier can accommodate a wide variety of records from old 78s to new L.P.s. Input is for all types of pickup of 0.1 v. output or more and there is full provision (and power) for Radio Tuner. It is available to match 2/3 or 15 ohms speakers. Price 11 gns. (carriage 5/-). Fitted in portable Steel Cabinet, 2 gns. extra.

**No. 2 "SYMPHONY" AMPLIFIER** as No. 1 but with 10-watt Push-pull triode output and triodes throughout. Woden mains and output transformers and choke. Output tapped 3, 7.5 and 15 ohms. Full provision and power for Tuner. Competes with the most expensive amplifiers on the market yet costs only 16 gns. (carriage 5/-). Fitted in portable Steel Cabinet 2 gns. extra.

**"SYMPHONY" AMPLIFIERS with REMOTE CONTROL.** Both the above model Amplifiers are available with all controls on a separate Control Panel with up to 4ft. flexible cable which simply plugs into the amplifier. Enables the Amplifier proper to be sat in the bottom of a cabinet whilst the controls are mounted conveniently higher up. Extra cost 2 gns.

**STUDIO AND DECCA "SYMPHONY" AMPLIFIERS, Models 1 and 2.** These amplifiers possess all the facilities of the above standard models together with valve amplification stage and precise tone correction circuits (separate for Std. and L.P.) to match the Studio Type "P" or Transcription and the Decca XMS Magnetic Heads respectively. Prices: No. 1, 13 gns. No. 2, 18 gns. Carr. 5/-.

### "SYMPHONY" RADIO FEEDER UNITS

**No. 1 "SYMPHONY" TUNER.** A T.R.F. model designed for the quality reception of local stations. Quality is adequate for amplifiers of the highest fidelity class. Infinite impedance detection. Controls: gain, wave-change and radio/gram switch. Illuminated engraved glass dial. Latest miniature valves. Overall dimensions: 9in. wide x 6in. deep x 6in. high. Power required: 6.3 v. at 1 amp. and 250/300 v. at 15 mA. Price £7/15/- Carr. and pkg. 5/-.

**No. 2 "SYMPHONY" SUPERHET TUNER.** Three wavebands, advanced circuit, very newest valve types, floodlit glass dial with bronze escutcheon provided. Suitable for use with the best amplifiers. Overall dimensions: 12in. wide x 8½in. high x 7in. deep. Controls: on/off/gain, radio/gram, wave-change and tuning. Dial cut-out: 8in. x 4½in. either horizontally or vertically (state which required). Tuner can be readily mounted at any angle. Requires 6.3 v. at 1.5 amp. and 250/300 v. at 20 mA. Price £12. Carr. and pkg. 5/-.

**No. 2/V5 VARIABLE-SELECTIVITY SUPERHET TUNER.** As No. 2 but incorporating on the wave-change switch an extra position for radio, giving T.R.F. bandwidth. Price £14/5/- Carr. and pkg. 5/-.

**CONSOLE AMPLIFIER CABINETS (right).** 33in. high, lift-up lid with piano hinge, take Tape Deck, Gram Unit or Auto-changer, Amplifier, Pre-Amplifier and Radio Feeder Unit, finished medium walnut veneer. De Luxe version, price 11 gns. Oak or mahogany veneers 20/- extra. Special finishes to order. Carriage according to area, we will quote by return.

**NEW MODEL PORTABLE RECORD PLAYERS.** We are pleased to announce the entry on to the market of two "Symphony" Record Players designed to represent the greatest value in this line ever offered. Model No. 1 contains the Collaro 3-speed single record playing unit AC3/554 and model No. 2 contains the Collaro Auto-changer RC54. They are available with either Type "O" insert, "P" insert or transcription insert. Prices (in attractive Rexine case), No. 1 11gns. No. 2 15gns. Carr. 7/6. Transcription insert 7/- extra.

**COLLARO 3-SPEED SINGLE RECORD UNIT AC3/554 and COLLARO 3-SPEED MIXED-RECORD AUTOCHANGER RC54.** Both above fitted with either Studio Type "O" or Studio Type "P" pickup heads with permanent sapphire styli. Prices £9/6/- and £13/17/- respectively. Transcription cartridge 7/- extra.

**COLLARO PICKUPS AND HEADS.** Studio Pickup Arm, 14/6. Studio Pickup head type "O" or "P", £3/3/-. Pickup complete £3/17/6. Studio Transcription Pickup Arm with Studio "P" head, £5. Ditto with Transcription head £5/7/6.

**MODEL TA 3-speed unit, with plug-in turnover head Type GC2, or with Acos HGP 37 head, £11/6/-, or with Collaro Studio Type "O" or "P" head, £12/3/-, Unit less heads, £9, post 2/6.**

**MODEL TB** as above, but with long pickup arm. Less heads, £9, post 2/6.

Heads to fit this unit: Decca XMS, 54/6, Decca Crystal, 30/-, Acos HGP55, 44/-, Garrard Standard Magnetic, 30/-, miniature magnetic low impedance, 30/-, miniature magnetic high impedance, 40/-, Post on heads 1/-.

**MODEL RC80M AUTOCHANGER. (SPECIAL VERSION).** We recommend this as being the most mechanically perfect Auto-changer on the market, and with absolute minimum motor noise—approaching Transcription quality. Price LESS HEADS £15/5/-. Price with short pick-up arm and Garrard GC2 or Acos HGP37 turnover pickup Head £17/7/6 or with full-length Decca arm and complete with two Decca XMS Heads £20/15/- or with two Decca Crystal Heads £18/10/- or two Acos H-g Heads £19/10/-. Styli pressure accurately adjusted before despatch.

### STOP PRESS

We can now supply the above fitted with Collaro Studio "O" or "P" cartridge for £18/10/-, or with "PX" transcription cartridge 7/- extra.

**"SYMPHONY" BASS REFLEX CABINETS (below).** Fully finished in figured walnut, oak or mahogany 12in. speaker model, £11/10/-; 10in., £11; 8in. £10/10/-. Carriage according to area. Each size gets the best possible response out of appropriate size speaker and provides full, rich bass.

**TREBLE Baffle.** Veneered to match for mounting treble speaker in twin-speaker outfits, optional extra 50/-.



**"SYMPHONY" BASS REFLEX CABINET KITS.** As above, but unveneered and less grille and moulding. 30in. high, consist of fully cut ¾in. thick, heavy, inert, non-resonant patent acoustic board, deflector plate, felt, all screws, etc., and full instructions, 8in. speaker model, 85/-; 10in. speaker model, 97/6; 12in. speaker model, £5/7/6. The design is the final result of extensive research in our own laboratory and is your safeguard of optimum acoustic results. Carriage 7/6. Ready built, 15/- extra.

**GOODMANS' CORNER CABINETS** for the AXIOM 150 Mark 2 manufactured by us to Messrs. Goodmans' specification and approved by Messrs. Goodmans. Height 44in. Price: complete kit in plain board and lin. thick felt, 8 gns. Price: ready built, 10 gns. Finished in figured walnut, 16 gns. Other veneers to order. Carriage extra according to area. Quotation by return.

### NEW TYPE GOODMANS AXIOM ENCLOSURES.

Soundly constructed of our heavy non-resonant patent acoustic board to Messrs. Goodmans' specification and fitted with lin. thick felt. Unveneered.

Model 172CS for Axiom 150 Mark 2, Axiom 22 Mark 2, Axiom 60 or Axiom 70. Price 8 gns.

Acoustic Resistance Unit (172 ARU) to fit, 55/3.

Model 180CS for Axiom 80 only. Price 8 gns.

A.R.U. to match 51/-, Immediate delivery, Carriage and packing in England 15/-. We will quote for elsewhere. Veneered models to order.



### HIRE PURCHASE FACILITIES

NOW AVAILABLE on orders of £12 or over  
Send one-third deposit with order, balance over 6 or 12 monthly instalments. State which required.

### NORTHERN RADIO SERVICES

11, KINGS COLLEGE RD., ADELAIDE RD.,

LONDON, N.W.3. Phone: PRImrose 8314

Tubes: Swiss Cottage and Chalk Farm.

Buses: 2, 13, 31, 113, 187.

# NORTHERN RADIO SERVICES (contd.)

## TRANSCRIPTION UNITS IN STOCK

**COLLARO 2010** less pickup, £14/15/-; with Studio pickup and transcription cartridge £19/10/-.

**LENCO GL50** 4-speed, continuously variable from above 78 r.p.m. to below 16 r.p.m. Special autostop. Price with Studio "O" or "P" head or Goldring variable reluctance head £21/17/10.

**LENCO GL55** as above but without pickup and Autostop and fitted with special device for Groove Location and knob which completely disengages drive wheel. Suitable for use with any Pickup, especially transcription types and B.J. arm. Price £17/10/4. Immediate delivery guaranteed.

**LENCO GL56** as GL55 but with pickup. Price £23/7/-.

**CONNOISSEUR** 3-variable speeds £28/8/-.

**GARRARD 301** 3-variable speeds, £26/8/-.

**BURNE-JONES (B.J.) PICKUP ARM.**  
Revolutionary new type to eliminate tracking errors, takes three-pin heads such as Decca XMS and new type Acos HGP55 hi-fi heads directly. Price £3/3/- Head fitted Collaro transcription cartridge to fit £3.

**OTHER PEOPLE'S AMPLIFIERS AND RADIO FEEDER UNITS.**  
If any reader should have his mind set on a high-priced amplifier of another make and would like to save money if possible, we should like to make the following

## "Symphony" No.1 F.M. TUNER


We are pleased to announce that after extensive research our new High Fidelity F.M. TUNER has been placed on the market and is available for immediate delivery from stock. It incorporates the latest type of permeability-tuned coil assembly of advanced design housed in die-cast protective anti-radiation shroud. The Tuner employs the most modern types of valves newly developed especially for F.M. circuits—ECC85, 2 x EF89, EB91.

The efficiency of the general circuit ensures extreme sensitivity and a very high music-noise ratio. The output impedance is  $\frac{1}{2}$  megohm, rendering it suitable for feeding into any normal amplifier especially those of the highest fidelity class.

A volume control is incorporated to adjust for variations in signal strength and amplifier input sensitivity. A radio-gram selector switch and pickup socket are also incorporated, and the unit is readily linked to an A.M. Tuner without external changeover switch. The slow-motion tuning drive is especially smooth and free from backlash and the glass dial is illuminated. Overall size is: 9in. wide x 6in. deep x 6in. high.

The power requirements are: 6.3 v. at 2 amps. and 250 v. at 40 mA. Our model FMI Power Pack is ideal for providing this power and has capacity for the average A.M. Tuner as well. The price of this high grade F.M. Tuner is only £15/8/- tax paid, and the Power Pack £3/7/6 extra if required.

## "Symphony" No.2 A.M./F.M. TUNER



We are proud to announce this extremely high-grade Tuner which combines all the wavebands and virtues of our No. 2 Superhet Tuner and the "Symphony" No. 1 F.M. Tuner. It is fully self-powered and will plug into any amplifier. It is worthy of amplifiers of the highest fidelity class. Controls: On/Off/Gain—AM/FM/Gram—Wavechange—Tuning. Dimensions: 13½ins. wide by 7½ins. approx. deep by 8½ins. high. Price 26 gns. Carr. & Pkg. 7/6.

clear-cut offer: If he buys one of our "Symphony" Model Amplifiers (Standard, Decca or Studio version) and is not entirely satisfied with it he may return it for full credit against any other amplifier or tuner on the market. It should be emphasised at this stage that as Retailers we can supply any Amplifier, Radio Tuner, etc. advertised in the *Wireless World* or *Gramophone*.

**COME AND HEAR the above amplifiers, Tuners, and Gram units playing through a variety of loudspeakers in appropriate Acoustic Cabinets in our Showroom. They include Wharfedale, W.B. and Goodmans. The experience and information gained will save you time, money and trouble.**

"Without a doubt this is a good book . . . .  
so, on second thoughts it is an excellent one."

Scottish Radio Trade Digest

". . . . merits considerable study by students  
of advanced waveguide techniques . . ."

Electronics (U.S.A.)

## Second Thoughts on Radio Theory

By Cathode Ray of "Wireless World"

Forty-four articles reprinted from the popular *Wireless World* series, in which the author examines various aspects of elementary radio science, explains them clearly, and shows that there may be more behind them than is apparent from the usual text-book. This volume deals with basic ideas; circuit elements and techniques; circuit calculations; and some matters in lighter mood. An entertaining and helpful text-book for the student, refresher course for the engineer, and reference book for all, combined.

400 pp. 25s. net By Post 26s. 2d.

## Advanced Theory of Waveguides

By L. Lewin

Sets out the various methods that have been found successful in treating the types of problems arising in waveguide work. The author has selected a number of topics as representative of the field in which the microwave engineer is at present engaged.

With a thorough understanding of the methods employed, the reader will be able to apply the general principle to most of the cases that are likely to be encountered in practice.

192 pp. 30s. net By Post 30s. 10d.

Published by "Wireless World"

Obtainable from booksellers or direct from:-

Iliffe & Sons Limited · Dorset House · Stamford Street · London · S.E.1



# RECTIFIERS *to meet your* HIGH VOLTAGE *requirements*



## XENON RANGE

... quick heating-up time ... freedom from effects of ambient temperature ... any mounting position ... suitable for fixed and mobile equipment.



## MERCURY VAPOUR RANGE

... zirconium coated anode ... minimum bombardment of cathode ... extremely long life.

### ABRIDGED DATA (All Half-wave Rectifiers)

	Type No.	British Services Type No.	Base	$V_f$ (V)	$I_f$ (A)	P.I.V. Max. (kV)	$I_a$ (pk) Max. (A)	$I_a$ (av) Max. (A)	Ambient Temperature Range (°C)
<b>XENON</b>	RR3—250	CV1835	4-pin UX	2.5	5.0	{ 10 5	1.0 2.0	0.25 0.5	— 55 to + 75
	RR3—1250	CV2518	B4F	5.0	7.1	10	5.0	1.25	— 55 to + 70
<b>MERCURY VAPOUR</b>	RG1—240A	CV1626/1072	British 4-pin	4.0	2.7	6.5	1.25	0.25	+ 10 to + 40
	RG3—250	CV1625	Medium Edison Screw	2.5	5.0	10	1.0	0.25	+ 10 to + 40
	RG3—250A	CV32	4-pin UX	2.5	5.0	10	1.0	0.25	+ 10 to + 40
	RG3—1250	CV1629/152	Goliath Edison Screw	4.0	7.0	13	5.0	1.25	+ 10 to + 40
	RG4—1250	CV5	Goliath Edison Screw	4.0	11	13	5.0	1.25	+ 10 to + 40
	* 872A	CV642	B4F	5.0	7.5	10	5.0	1.25	+ 10 to + 40

\* Supplied for replacement purposes

# Mullard



MULLARD LTD · COMMUNICATIONS AND INDUSTRIAL VALVE DEPARTMENT  
CENTURY HOUSE                      SHAFTESBURY AVENUE                      LONDON W.C.2

MVT 159

# For *Incomparable* FIDELITY



**TWO-SPEED TWIN TRACK  
TAPE RECORDER**

*When you need the best in Tape Recorders  
your choice will be a "CONCERTONE"*

The "Concertone" tape recorder will give you the ultimate listening pleasure that comes from High Fidelity recording. Simple, absolutely reliable, rugged, compact, lightweight and easily portable, the "Concertone" will, wherever there are sounds to be recorded, serve faithfully, earning justly, unqualified praise. It will re-create the true image of the original performance.

**48 GNS  
COMPLETE**

**SHORT TECHNICAL SPECIFICATION**

Tape Speeds	7½in./sec. and 3½in./sec
Heads	Two half track
Erase frequency	51 kc.
Tape loading	Single slot, Drop-in
Type of brakes	Servomatic
Head units	By Wearite
Inputs accommodated	Mic, Rad, Gram
Power Output	3-4 watts
Frequency response 7½in. sec	50-12,000 cps.
Frequency response 3½in. /sec	50-6,000 cps.
Fast Forward time	60 secs.
Fast Rewind time	45 secs.
Overall size, closed	16½in. by 12in. by 7in. approx
Gross weight	26lbs. approx

**You must hear the Concertone, before you buy a tape recorder.  
You can hear the incomparable Concertone in the following towns:**

- |                 |                |                |                  |
|-----------------|----------------|----------------|------------------|
| ACCRINGTON      | FRIERN BARNET  | MACCLESFIELD   | SUTTON COLDFIELD |
| ALTRINCHAM      | FOLKESTONE     | MAIDSTONE      | STOCKPORT        |
| AYLESBURY       | GRANTHAM       | MELTON MOWBRAY | SEVENOAKS        |
| BROMLEY         | GLASGOW        | MANCHESTER     | ST. ALBANS       |
| BURNLEY         | GREENOCK       | MARGATE        | SHREWSBURY       |
| BIRMINGHAM      | GRIMSBY        | MARKET         | STAFFORD         |
| BRIGHTON        | GATESHEAD      | HARBOROUGH     | STOCKPORT        |
| BOURNEMOUTH     | HALIFAX        | MONMOUTH       | STOKE-ON-TRENT   |
| BOSCOMBE        | HAVERHILL      | MAIDENHEAD     | STOCKTON         |
| BURTON-ON-TRENT | HOUNSLOW       | MANSFIELD      | STRATFORD-ON-    |
| BATH            | HUDDERSFIELD   | NEWCASTLE      | AVON             |
| BELFAST         | HULL           | NEWCASTLE-     | SUNDERLAND       |
| BEDFORD         | HARROW         | UNDER-LYME     | SLOUGH           |
| BRISTOL         | HASTINGS       | NORTHAMPTON    | SIDCUP           |
| BOLTON          | KETTERING      | NEWPORT        | TONBRIDGE        |
| CANVEY ISLAND   | KIDDERMINSTER  | NOTTINGHAM     | TUNBRIDGE WELLS  |
| CARDIFF         | KING'S LYNN    | NEWARK         | WALSALL          |
| CARLISLE        | LONDON         | OLDHAM         | WEST BROMWICH    |
| CHELTENHAM      | LEEDS          | ORPINGTON      | WELWYN GARDEN    |
| CAMBRIDGE       | LEICESTER      | PORTSMOUTH     | CITY             |
| DUBLIN          | LEAMINGTON SPA | PRESTON        | WARRINGTON       |
| DONCASTER       | LICHFIELD      | ROCHDALE       | WATFORD          |
| DEAL            | LIVERPOOL      | SALTCOATS      | WOLVERHAMPTON    |
| DERBY           | LUTON          | SOUTHALL       | WORCESTER        |
| EDINBURGH       |                | STAMFORD       | WORTHING         |
|                 |                |                | YORK             |

*These are a few of the towns where specially appointed dealers will be pleased to demonstrate this super Instrument. Send a postcard for the name of your local dealer now.*

## FISHER ELECTRONICS CO. LTD.

**70 BREWER STREET, LONDON, W.1**

**TRADE ENQUIRIES CORDIALLY INVITED**

TELEPHONE  
GER 3376



# MARCONI



**SURVEYED**




**PLANNED**

## LONG-DISTANCE H.F. TELEGRAPH SYSTEMS

High Frequency systems form a major part of world-wide radio telegraph communication services. Marconi's have recently designed new equipment for such systems incorporating the latest electronic developments to save time and labour, reduce operating costs and eliminate faults. The company is unique in the resourcefulness and skill it can bring to the complete engineering of a system from the surveying stage onwards to the maintenance after it has been installed, and the training of the staff to operate it at maximum efficiency.



# COMPLETE COMMUNICATION SYSTEMS — *all the world over*



**INSTALLED**



**MAINTAINED**

*Over 80 countries now have Marconi-equipped communication systems. Many of these are still giving trouble-free service after more than 20 years in operation.*

The lifeline of communication  
is in experienced hands




# MARCONI

**Complete Communication Systems**

MARCONI'S WIRELESS TELEGRAPH COMPANY LIMITED, CHELMSFORD, ESSEX.

# EXPORT ONLY



As leading exporters of Radio Tubes, we have pleasure in giving hereunder our up-to-date stock list which comprises approximately 1,900 types in large quantities.

0A2	LLN5	2T/450E	5BP4	6AS7G	6F7E	6SF5	7E5	12J7GT	25Z6GT	82DDT	250TH
0A3	LM3	2V/400A	5BP7	6AT8	6F8G	6SF7	7E6	12K7GT	26J	82TH	280A
0A50	IN50	2X2	5C/100A	6AT7	6F8GT	6G07	7E7	12K8	27	82VP	282A/B
0A56	IN5GT	2X2A	5C/450A	6AU6	6F11	6H7	7F7	12K80	27S	83ME	284
0A159	IN21B	3A4	5CP1	6AU8	6E12	6S17GT	7E7	12K8GT	28D7	84ME	274A
0A180	IN23	3A5	5CP7	6AV8	6F13	6S17	7E7	12S A7	30C1	84SPT	278A
0A161	IN94(A)	3A8	5D21	6AX4GT	6F18	6S17GT	7K7	12S47GT	30L1	85ME	281A
0B2	IN35	3A/107A	5D/100	6B4G	6F33	6S7	7H7	12S7	30L2	86KU	282A
0B3	IN38(A)	3A/110A	5FP7	6B5	6G0G	6S7GT	7Q7	12S7GT	31	87PT	288
0C3	IN38	3A/141A	5GP1	6B5	6G8G	6S17	7E7	12S7	32	71A	300B
0C901	IN43	3A/142A	5JP4	6B7G	6H8	6S17GT	7E7	12S7GT	33	72	304B
0C902	IN45	3A/144A	5LP1	6B8	6H8G	6S7GT	7E7	12S7	33A/100A	73	304TH
0D3	IN46	3AP1	5L35	6B8G	6H8GT	6S7	7W7	12S7GT	34	75	304TL
0E3	IN48	3B4	5R4GY	6B8GT	6H8	6S7GT	7X4	12S7GT	35A5	77	307A
0G3	IN51	3B7	5T4	6BA8	6J4	6S7	7Z4	12S7GT	35C5	78	310
0Z4	IN52	3B84	5U4G	6BA7	6J5	6S7	8A5	12S7GT	35D2	79	310B
0Z4A	IN54	3B88	5V4G	6BD7	6J5G	6T7G	8D3	12S7GT	35E6GT	80	311
0Z4G	IN55(A)	3B88	5W4	6BE8	6J5GT	6T7	8D3	12S7GT	35W4	80/S	311A
1A3	IN60	3B/151A	5W4G	6BE7	6J6	6T8	8D5	12S7	35Z3	81	311S
1A5G	IN64	3BP1	5W4GT	6B6G	6J7	6U4GT	8D5	12S7	35Z3GT	82	313C
1A5GT	IN65	3C4	5X4G	6B6	6J7G	6U5G	8D6	12S7	35Z6GT	83	314A
1A7G	IN69	3C23	5Y3G	6B5	6J7GT	6U5G/6G5	8A1	12U5X	36	83V	323A
1A7GT	IN72	3C24	5Y3GT	6B5	6J8G	6U8	8A5	12U5G	36A	84	323A
1A8E	1P1	3C45	5Y4	6BK7	6K6G	6V8	8A9	12U5	36A	84/6Z4	327A
1AC8	1P5GT	3C/150E	5Y4G	6BL7	6K6GT	6V8	8D8	13D1	37	85	328A
1AD4	1P10	3C/351A	5Z3	6BM5	6K7	6V8	8D8	13D2	37	85	328A
1AE4	1P11	3CP1	5Z4	6BQ5	6K7G	6V8G	8D8	13D3	38	85A1	328A
1A15	1Q5GT	3D4	5Z4G	6BQ8GT	6K7GT	6V8GT	8D8	13D4	38E	85A2	328A
1A14	1R4	3D22	5Z4GT	6BQ7A	6K8	6V8GT	8D8	13D5	38E	85A2	328A
1B3GT	1R5	3D/100A	6A3	6BR7	6K8G	6W2	8D8	13D6	38E	85A2	328A
1B24	1S4	3DP1	6A6	6BS7	6K8GT	6W2	8D8	13D7	38E	85A2	328A
1B28	1S5	3E29	6A7	6BW6	6L5G	6W7G	8D8	13D8	38E	85A2	328A
1B27	1T2	3EP1	6A8	6BW7	6L6	6X2	8D8	13D9	38E	85A2	328A
1G1	1T4	3FP7	6A8G	6BX4	6L6G	6X4	8D8	13D10	38E	85A2	328A
1C2	1T5GT	3E/150J	6A8GT	6BX8	6L6GA	6X5	8D8	13D11	38E	85A2	328A
1C3	1U4	3J/180E	6B4	6BY7	6L6TG	6X5G	8D8	13D12	38E	85A2	328A
1C5G	1U5	3LF4	6A85	6C4	6L7	6X5GT	8D8	13D13	38E	85A2	328A
1C5GT	1X2A	3A3	6A7	6C5	6L7G	6X8	8D8	13D14	38E	85A2	328A
1CP1	2A3	3A5G	6A8	6C5G	6L34	6Y6G	8D8	13D15	38E	85A2	328A
1D5	2A4G	3C5GT	6A7	6C5GT	6L3D3	6Y6GT	8D8	13D16	38E	85A2	328A
1D6	2A5	3S4	6AD6G	6C8	6M1	6Z4	8D8	13D17	38E	85A2	328A
1D8GT	2A6	3V/490A	6AD7G	6C8G	6M4G	6Z5	8D8	13D18	38E	85A2	328A
1D13	2A7	3V4	6AD8	6C10	6M7	6Z5G	8D8	13D19	38E	85A2	328A
1E4	2B7	4/100BU	6AE8	6C21	6N5	7A2	8D8	13D20	38E	85A2	328A
1E7G	2C21	6AF6G	6C8G	6C21	6N5	7A3	8D8	13D21	38E	85A2	328A
1E7GT	2C22	6AF7G	6C8GT	6C21G	6N5G	7A4	8D8	13D22	38E	85A2	328A
1F1	2C28(A)	6AG5	6C8	6C21GT	6N5GT	7A5	8D8	13D23	38E	85A2	328A
1F2	2C34	6AG6G	6C8	6C21GT	6N5GT	7A6	8D8	13D24	38E	85A2	328A
1F3	2C40	6AG7	6C8	6C21GT	6N5GT	7A7	8D8	13D25	38E	85A2	328A
1F6G	2D4A	6AG8	6C8	6C21GT	6N5GT	7A8	8D8	13D26	38E	85A2	328A
1FD1	2D21	6AE27	6C8	6C21GT	6N5GT	7A9	8D8	13D27	38E	85A2	328A
1FD9	2E22	4J53	6A7	6C06	6P25	7B5	8D8	13D28	38E	85A2	328A
1G4GT	2E30	4THA	6AJ8	6C8	6P28	7B8	8D8	13D29	38E	85A2	328A
1G5G	2G21	4TPB	6AK5	6D1	6Q5G	7B7	8D8	13D30	38E	85A2	328A
1G5GT	2J21A	4XP	6AK6	6D2	6Q7	7B8	8D8	13D31	38E	85A2	328A
1G6GT	2J28	5AP1	6AK7	6D6	6Q7G	7BP7	8D8	13D32	38E	85A2	328A
1H5G	2J31	5A/102A	6AK8	6D7	6Q7GT	7C4	8D8	13D33	38E	85A2	328A
1H5GT	2J32	5A/102D	6AL5	6E5	6R7	7C5	8D8	13D34	38E	85A2	328A
1R6G	2J34	5A6	6AM5	6E8	6R7G	7C6	8D8	13D35	38E	85A2	328A
1J6G	2J36	5AZ4	6AM6	6E8G	6R7GT	7C7	8D8	13D36	38E	85A2	328A
1K5G	2J39	4B4G	6AN7	6F5	6S7	7D3	8D8	13D37	38E	85A2	328A
1K7G	2J46	6AQ4	6F5G	6F5G	6S7	7D5	8D8	13D38	38E	85A2	328A
1L4	2J54	5B/250	6F5	6F5GT	6S7GT	7D6	8D8	13D39	38E	85A2	328A
1LA4	2K25	5B/254M	6AQ8	6F8	6S7	7D7	8D8	13D40	38E	85A2	328A
1LA6	2N63	5B/502A	6AR5	6F8G	6S7GT	7D8	8D8	13D41	38E	85A2	328A
1LC8	2N64	5B/700A	6AS5	6F8GT	6S7GT	7D9	8D8	13D42	38E	85A2	328A
1LD5	2T/270K	5BP1	6AS6	6F7	6S7GT	7D10	8D8	13D43	38E	85A2	328A

## HALL ELECTRIC LTD



HALTRON HOUSE, 49-55 LISSON GROVE,  
LONDON N.W.1.



Tel.: Ambassador 1041 (5 lines) Cables: Hallettric, London

807	1852	ACR13	CV90	DH81	ECC91	G650	L610	PCL82	RE75	UF43	VT91A
807AN	1881	ACT6	CV92	DH142	ECC92	GD3	LD210	PCL83	RER73	UF80	VT93
808	1887	ACT9	CV100	DH147	ECC35	GD74B	LD410	PEN220A	RL18	UF85	VT94
809	1881	ACT17	CV101	DH149	ECC40	GEX00	LL2	PEN24	RL37	UF89	VT96
810	1980	AH281	CV103	DH150	ECC81	GEX34	LL4	PENB4	RM1	UL41	VT98
811	2050	AL2	CV111	DH719	ECC82	GEX35	LN152	PEN25	RM1A	UL54	VT98A
813	2051	AL4	CV115	DK32	ECC83	GEX45/1	LP2	PEN36C	RM2	UM35	VT99
814	2103	AP4	CV117	DK38	ECC84	GEX54/3	LP4	PEN46	RM3	UM30	VT100B
815	2151	APB4B	CV118	DK40	ECC85	GEX54/4	LP6	PEN220A	RM4	UJ5	VT107
816	3220K	APP4	CV119	DE91	ECC91	GEX54/5	LP25	PEN383	RKX233A	UJ6	VT108
826	3951	APP4G	CV135	DE92	ECF1	GEX55	LS5	PL21	RKX235	UJ8	VT114
828	4005A	AR7	CV172	DE96	ECF82	GEX55/1	LS6A	PL81	S22AF	UJ21	VT501
829	4019A	AR10	CV174	DL33	ECH3	GEX66	LS850	PL82	S23A/B	UJ41	VT506
829A	4019B	AR11	CV179	DL35	ECH81	GEX81	LSD3	PL83	S265	UJ55	VT510
829B	4021A	AR12	CV188	DL41	ECH22	GT1B	LSD7	PM2	S27A	UJY1N	VT520
830B	4021A	AR13	CV181	DL63	ECH35	GT10	LZ319	PM2DX	S28A	V30	VT533
832	4022AR	AR300(A)	CV193	DL66	ECH49	GU20	M125H	PM4DX	S130	V228	VU39(A)
832A	4033A	AR4101	CV210	DL70	ECH80	GU21	M8163	PM12M	S130P	V248A	VU71
833A	4033L	ARD2	CV222	DL71	ECH81	GU50	MH4	PM22A	SD6	V872	VU72
834	4045A	ARD4	CV238	DL92	ECL80	GU50	M341	PM202	SD61	V814	VU113
835	4046A	ARF3	CV240	DL93	ECC30	GZ31	MH4105	POV225	SG250	V1120	VU120
836	4046B	ARF4	CV309	DL94	EP8	GZ32	MHL4	PP2	SP2	V1906	VU120A
837	4052A	ARF9	CV384	DL95	EP9	GZ34	MHL6	PP3	SP2	V1907	VU133(A)
838	4060A	ARP10	CV415	DL98	EP22	GZ41	MKT4	PP5	SP4	V1924	VU134
841	4061A	ARP13	CV987	DL191	EP36	HE	ML4	PP35	SP13/C	V2023	VU504
843	4062A	ARP34	CV980	DL551	EP37	HE	ML6	PP225	SP22	V6568	VU508
845	4064B	ARP38	CV1080	DL519	EP37A	H63	MPT42	PP35/1E	SP41	VX3627	VX3627
850	4069A	ARS6	CV1254	DM70	EP39	H210	MR10	PT5	SP42	VCR97	VX6010
852	4075A	ASG5025	CV1479	DM71	EP40	HB900	MS4B	PT15	SP42	VCR138A	VX6010
860	4078A	AS4100	CV1480	DQ2	EP41	HC91	MSP4	PK4	SP210	VCR140	VX7056
861	4079A	AT4	CV1481	DQ4	EP42	HD14	MSP41	PKX25	ST11	VCR140A	VY2
862	4094A	AT15	CV1487	DRM1B	EP50	HD24	MS4Pen	PT80	ST70/20	VCR263	VY21
863	4205E	AT40	CV1483	DRM2B	EP54	HE	MS4Pen/B	PT81	STV280/40	VCR511E	W21
864	4212B	ATP4	CV1489	DM3	EP53	HF94	MT9F	PT82	STV280/80	VCR516	W31
865	4212E	ATP7	CV1490	DW3	EP80	HF200	MT9L	PT83	SU250A	VCR517A	W67
866A	4222B	ATP10	CV1510	DY30	EP82	HF300	MT5544	PZL1/75	T110	VCR517C	W81
866JR	4225A	ATP75	CV1583	DY80	EP85	HK54	MU12/14	PZ30	T110	VCR517E	W142
869B	4242A	AT325	CV1596	E235	EP86	HK90	MV8Pen	Q2A200	TB180	VCR518	W143
872A	4240A	AT370	CV1858	E4445	EP89	HL2	MS4Pen	Q2A101	TDD2A	VCR518A	W149
874	4264A	AT380	CV1873	E1143	EP91	HL4	N15	QA2403	TH4B	VCR518	W143
875A	4270A	AU5	CV6008	E1155	EP92	HL23	N16	QA2404	TP22	VCR518A	W149
876	4274A	AU7	CY1	E1180	EP93	HL41	N17	QA2405	TT4	VCR520	W150
878A	4278A	AZ1	CY2	E1191	EP94	HL90	N18	QA2407	TT10	VCR528	W2232
879	4279A	AZ11	CY31	E1192	EP95	HL92	N19	QA2408	TT11	VCR530	W230
884	4282E	AZ21	CY32	E1223	EP94	HL92	N77	Q2A101	TT15	VCR530	WD142
885	4300A	AZ31	D4	E1228	EP96	HL92	N78	Q2A101	TT16	VU " C "	WD150
902A	4321A	AZ41	D4	E1231	EHT1	IK90	N151	QV07/40	TS12	VU " F "	WD150
905A	4304CB	B21	D15	E1248	EK30	HP4101	N152	Q840	TV3-10	VU " N "	WD709
923	4307A	B30	D41	E1254	EK90	HP4101C	N153	Q870/20	TV06-12	VU " P "	WD709
931A	4310A	B38	D42	E1265	EL2	HP4106	N154	Q875/80	TV1-50	VGT121	WL417A
954	4313C	B65	D63	E1286	E13	HP209	N147	Q875/40	TV1-50	VGT128	X14
955	4325A	B153	D77	E1271	E132	HT1	NC9	Q883/3	TZ40	VI 132	X17
956A	4328A	B228	D152	E1273	EL33	HV2EA	NC10	Q885/10	U10	VMP4G	X18
957	4328D	B309	D400	E1320	EL35	HY90	NC13	Q8108/40	U12	VP4	X21
958A	4337A	B319	DA30	E1323	EL37	HY815	NC19	Q8150/15	U14	VP4A	X22
959	4357A	B329	DA41	E1336	EL41	IK92	NC19	Q8150/40	U15	VP12D	X24
991	4378	B719	DA60	E1342	EL41	IK92	NC19	Q8150/45	U17	VP21	X41
1003	4082	B143	DA100	E1369	EL81	IW4	NE18	QV04/7	U18	VP21	X41
1201	4390	BMM13	DA100	E1368	EL83	KD21	NGT1	QV05-25	U19	VP23	X56
1203A	5651	BT45	DAC32	E1379	EL84	KD24	NGT5	QY2/100	U20	VP41	X61
1221	5657	CBL8	DAF91	E1380	EL145	KD25	N82	R2	U22	VP74	X61M
1223	5672	C10	DAF96	E1415	EL190	EL81	R55	R3	U23	VR2	X63
1225	5678	C5B	DC51	E1417	EL81	IK91	R33	NT2	U31	VR3	X64
1230	5687	C9A	DC96	E1436	EM3	KR3	NT2	NT3	U33	VR32	X65
1267	5725	CK502	DCC90	E1474	EM4	KR6/3	NT37	R3/16	U37	VR63	X66
1273	5750	CK546	DD8	E1494	EM35	KR2	NT40	R10	U41	VR54	X71M
1274	5783	CK549	DD41	E1496	EM80	KT8(C)	NT57A	R12	U43	VR57	X77
1282	5823	CK721	DDA1	E1516	EN81	KT24	NT63A	R16	U52	VR59	X78
1291	6080	CK723	DE450	E1540	EN81	KT24	NT86	R18	U52	VR59	X79
1294	6087	CK1005	DDH3	E1549	EN80	KT30	NT92B	R19	U78	VR85A	X81
1298A	7183	CK1008	DDR7	E1579	ES2000	KT31	NT100	R19	U81	VR86	X143
1381HQ	7475	CL4	DDR25	EAC91	EY51	KT32	NU2	RC3	U82	VR75/30	X150
1603	8011	CL33	DEQ1	EAC80	EY86	KT33(C)	NU4	REL21	U143	VR78	XD2/0V
1611	8012(A)	CMG65	DEJ3	EAF42	EB34	EZ4	NU5	REL38	U147	VR90/33	XG1
1612	8013(A)	C94B	DEJ5	EB41	EZ35	KT44	OMA	RGL125	U151	VR91A	YF
1614	8018	CV3	DET9	EB91	EZ40	KT61	OM5	RGL1-240	U154	VR102	Z14
1615	8019	CV5	DET10	EB93	EZ41	KT62	OM6A/B	RGL2-250	U159	VR105/30	Z14
1619	8020	CV8	DET12	EBC33	EZ80	KT63	OM6	RG6	U60	VR135	Z19
1620	8022	CV12	DET16	EBC41	EZ90	KT66	OM9	RK20(A)	U709	VR150/30	Z21
1622	8025	CV15	DET18	EBC80	FC9	KT81	OM10	RK25	UAB083	VS24	Z21M
1624	8025A	CV43	DET19	EBC90	FC4	KTW61	OSglims	RK28	UAF42	VS37	Z22
1625	8026	CV51	DET20	EBF2	FG17	KTW62	P2	RK28A	UBF42	VS37	Z22
1626	8029	CV52	DET25	EBF2	FG27A	KTW63	P4	RK30	UBC41	VB10A	Z62
1629	9002	CV56	DF33	EBF80	FG67	KTW74M	P27/50C	RK32	UBF80	VT9C	Z68
1633	9003	CV57	DF91	EBF81	FG105	KTZ41	P41	RK33	UC82	VT23	Z77
1635	9004	CV58	DF92	EBF89	FW4/500	KTZ63	P215	RK34	UC85	VT45	Z90
1642	9005	CV63	DF96	EBL1	FG15	KTZ73	P215	RK33	UC85	VT45	Z90
1648	9006	CV64	DF97	EBL21	G7	LE	PA1	RK47	UCH21	VT46	Z142
1649	AG/PEN	CV87	DF904	EC52	G8	L4	PABC80	RK48A	UCH42	VT46A	Z150
1650	AC/P	CV73	DH30	EC54	G8A	L21	PCC84	RK57	UCH91	VT68A	Z789
1651	AC4/PEN	CV78	DH63	EC80	GBB	LE1DD	PCC85	RK58	UCM11	VT69A	Z81
1815	ACP4	CV79	DH78	EC90	G75/ID	L30	PCF80	RK59	UP21	VT61A	ZD17
1821	ACR1	CV85	DH76	EC91	G120/IB	L63	PCF82	RK80	UP41	VT68	ZD19
1851	ACR10	CV89	DE77	EC92	G180/2M	L77	PCL81	RK70	UP42	VT82	ZD152

Contractors to British Commonwealth and foreign Governments, for Army, Navy and Air Forces, Post Offices, Civil Air Lines, etc.

Tubes can be supplied to Commercial, C.V., or JAN specifications.

Our organisation is A.R.B. approved.

# HALLELECTRIC LTD

HALTRON HOUSE, 49-55 LISSON GROVE,  
LONDON N.W.1.

Tel.: Ambassador 1041 (5 lines) Cables: Hallelectric, London

HALTRON

HALTRON



## 20 Mc/s FREQUENCY MONITOR

The Automatic Frequency Monitor (20 Mc/s) is but one of a series of high grade monitors now in course of manufacture for the accurate measurement of frequency.

Employing hard valve techniques throughout, it will measure any frequency in the range 10 c/s to 20 Mc/s to an accuracy within  $\pm 1$  part in  $10^6$ .

The result, in decimal notation, is presented on eight panel mounted meters each scaled from 0 to 9 and the unknown frequency is automatically remeasured every few seconds.

This new equipment presents a considerable advance in frequency measuring techniques and apart from normal laboratory applications, is ideally suited for incorporation in production testing routines.

Full technical information on this and other frequency measuring equipment is available on request.



# CINEMA TELEVISION LTD

A COMPANY WITHIN THE RANK ORGANISATION LIMITED

WORSLEY BRIDGE ROAD · LONDON · S.E.26  
HITHER GREEN 4600



**SALES AND SERVICING AGENTS:**

Hawnt & Co. Ltd., 59 Moor St. Birmingham, 4

Atkins, Robertson & Whiteford Ltd., 100 Torrisdale Street. Glasgow, S. 2

F. C. Robinson & Partners Ltd., 122 Seymour Grove, Old Trafford, Manchester, 16


*artistry* **I**n **T**he **A**ttic...




**B**oth **B**ands **C**omplete the picture

Antiference indoor aerials are available for Band 1 and Band 3 Television reception and for Band 2 sound broadcasts. A variety of models can be supplied for easy and speedy fitment in loft or room. Telescopic tunable rods permit a tuning adjustment on many aerials to provide peak performance under almost any set of conditions. *Illustrated literature from your usual Radio and T.V. Dealers.*

Model U4V., List Price 24/-, for Band 1 is illustrated below.



*This is Model U2RC/B3, List Price 20/6, shown in position behind a door and "out-of-sight", supplied complete with 15ft. co-axial cable.*



**ANTIFERENCE**  
LIMITED

The design and construction of Antiference aerials are fully protected and covered by patents or patents pending.

BICESTER ROAD, AYLESBURY, BUCKS.  
DEB/2325

Telephone: Aylesbury 1467/8/9

# ADCOLA

PRODUCTS LIMITED  
(Regd. Trade Mark)

SOLDERING INSTRUMENTS  
& ALLIED EQUIPMENT



**ILLUSTRATED**  
**DETACHABLE**  
**1/4" BIT MODEL**  
**LIST No. 64**

**Protective**  
**Shield**  
**LIST No. 68**

CATALOGUES HEAD OFFICE SALES & SERVICE


**ADCOLA PRODUCTS LTD**  
**GAUDEN ROAD,**  
**CLAPHAM HIGH ST.,**  
**LONDON, S.W.4**

TELEPHONES :  
MACaulay 3101  
& 4272

## AVAILABLE NOW!!

# TRUVOX

TAPE RECORDER COMPONENTS  
AND ACCESSORIES



## TAPE DECKS MARK IIIU SERIES

Technically identical with the world-famous Deck supplied, in bulk, to Recorder Manufacturers. With B.S.S. sense of tracking, it is fully approved for playback of pre-recorded tapes. List Price remains at 22 gns.

*Details of complete recorders incorporating the TRUVOX Tape Deck are available on request.*

The full range of Truvox Tape Recorder Components and Accessories is listed below—send for fully descriptive leaflets.

**TAPE DECKS · AMPLIFIER · RADIO JACKS**  
**FOOT CONTROL · TELEPHONE ADAPTOR**  
**MONOSET & STETHOSET HEADPHONES**  
**CORNER DIFFUSION SPEAKER**

## TRUVOX LIMITED

Sales Office. 15, LYON ROAD, HARROW, MIDDY.  
Tel.: Harrow 9282

Tech. & Service Depts.: 328, THE BROADWAY, STATION ROAD  
HARROW, MIDDY. Tel.: Harrow 4455





# Protection against damage from IMPACT and VIBRATION

"BARRYMOUNT" Cup-type Isolators are designed primarily to absorb high-impact shocks with concurrent isolation of frequencies above 40 c.p.s. and general sound isolation. Utilisation of rubber in compression with substantially equal stiffness in all directions provides a smooth load-deflection curve. Load ratings indicated for Mobile Applications (including shipboard installations) are such as to ensure a vertical natural frequency between 25 and 35 c.p.s. The design and assembly of the metal parts are such that they are self-captivating for maximum security. Samples are available immediately ex stock.



for:—

- ★ MOBILE electronic and electrical equipment.
- ★ MILITARY and GUIDED MISSILE instrumentation.
- ★ SHIPBORNE sensitive equipment.
- ★ PROVIDING the optimum combination of impact isolation, vibration isolation, noise reduction, stability for the mounted unit.

MADE IN ENGLAND UNDER LICENCE  
**BARRY B MOUNT**  
 FROM BARRY CONTROLS INC. OF U.S.A.

FREQUENCY C.P.S.

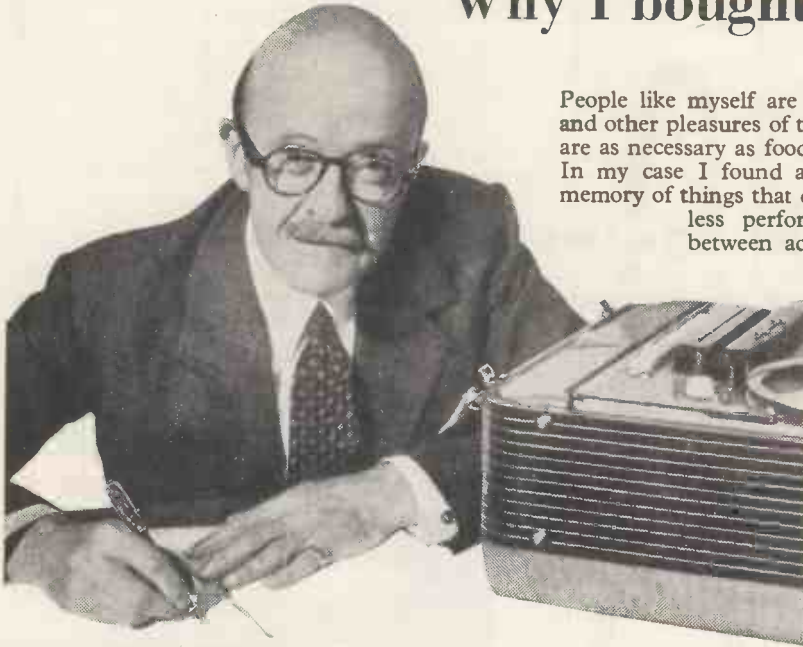
Write for technical bulletins?

**CEMENTATION (MUFFELITE) LTD., 39 VICTORIA STREET, LONDON, S.W.1**

C82b



# Why I bought a **GRUNDIG**



People like myself are inveterate listeners. For us, music and other pleasures of the mind—drama, discussion, verse—are as necessary as food.

In my case I found a need to “capture and keep” the memory of things that delighted my ear—to record the peerless performance or the subtle interchange between accomplished speakers.

For this, my Grundig Tape Recorder is perfect. It has a wide range, high fidelity reproduction and simple controls with looks that match its performance.



The Grundig TK 12 70gns. plu microphone from 6/igns. Attractive H.P. terms available

## **GRUNDIG** THE FINEST TAPE RECORDERS IN THE WORLD

See your nearest Grundig dealer or write to us for full details.

**GRUNDIG (GT. BRITAIN) LTD.** (Dept. W) 39/41 NEW OXFORD STREET, W.C.1.  
(Electronics Division, Gas Purification & Chemical Co. Ltd.)

G/TK 105

Publication CC Issue 2

**WESTALITE**

### CONTACT COOLED RECTIFIERS

Publication CC Item 8

#### 4. HALF-WAVE, CENTRE TAP AND VOLTAGE-DOUBLER CIRCUITS

Rectifier catalogue number	Circuit	Max. output volts (R.M.S.)	Nominal output voltage	Max. output current (mA) (mean)	Condenser details		
					No. needed	Cap. $\mu$ F	Work'g voltage
14RC.1-1-16-1	Half-wave	250	280	20	1	4	450
18RA.1-1-8-1	"	125	140	40	1	16	450
18RA.1-1-16-1	"	250	280	60	1	32	450
18RA.2N-1-16-1	"	250	280	120	1	32	450
14RA.1-2-8-2	"	250	280	200	1	64	450
14RA.1-2-8-3	"	250	280	300	1	100	450
18RA.2N-1-16-1	Centre tap	250-0-250	280	200	1	24	450
14RA.1-2-8-2	Voltage doubler	125	270	100	2	100	450
14RA.1-2-8-3	"	125	270	200	2	120	450


  

#### 7. BRIDGE CIRCUITS

Rectifier catalogue number	No. needed for bridge connection	Max. input volts (R.M.S.)	Nominal output voltage	Max. output current (mA) (mean)	Condenser details		
					No. needed	Cap. $\mu$ F	Work'g voltage
18RA.1-1-8-1	4	250	270	400	1	16	450
14RA.1-2-8-2	2	250	270	600	1	30	450
14RA.1-2-8-3	2	250	270	600	1	100	450

For details of these compact rectifiers for H.T. supplies to band 1-band 111 converters write to Dept. W.W.2.

**WESTINGHOUSE BRAKE & SIGNAL CO. LTD.**  
92 York Way, King's Cross, London, N.1. Tel. TER 6432



**from every  
point of view**



'Frequentite' is the most suitable insulating material for all high frequency applications. Seventeen years ago we introduced the first British-made low-loss ceramic, and consultation with us before finalising the design of new components is a wise precaution.

## **STEATITE & PORCELAIN PRODUCTS LTD.**



Head Office: Stourport-on-Severn, Worcestershire. Telephone: Stourport 111. Telegrams: Steatint, Stourport

S.P.66



# MULTITONE

SPECIALIZE

in equipment for the DEAF  
and for PHYSIOTHERAPY



## The ADAPHONE

enables the deaf to hear TV and Radio programmes in comfort and safety and with a clarity unobtainable when using a hearing aid for this purpose. It is also ideal for those with normal hearing who wish to hear the programmes without disturbing others.

The Adaphone has an attractive grey plastic case (3in. x 2in. x 1½in.). Weighted straps hold it in position on any chair arm. The input is matched for 2 to 10 ohms connection and the transformer tested to withstand 2,000 volts D.C. The listener can adjust the volume to his individual need without affecting the loudspeaker volume.

Tone control is obtained by alternative output sockets; 'Normal' and 'High.'

The M3 model has Automatic Volume Compression.

A low-impedance insert-type magnetic miniature receiver of D.C. resistance 30-40 ohms is supplied, but a bone-conduction receiver is available instead, at extra cost, for those who prefer it.

**MODEL M4.** Complete with miniature earpiece, standard earmould, and leads ..... £4 19 0

**MODEL M3.** Incorporating Automatic Volume Compression, complete as above..... £5 15 0

**MODEL M5.** Incorporating Loudspeaker Switch for 'silent' listening ..... £5 15 0

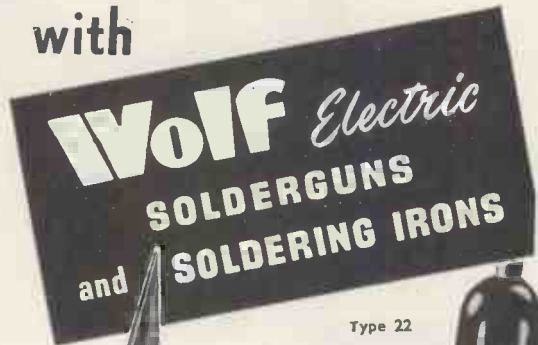
Obtainable through all leading Radio Dealers or direct from Multitone Electric Company Limited.

Inquiries should be addressed to


**MULTITONE ELECTRIC CO. LTD.**  
223-227 St. John Street, London, E.C.1.

PIONEERS IN SOUND AMPLIFICATION

# 4 reasons why... IT PAYS TO SOLDER with



Alternative Types



Type 31



Type 41



Type 71



Type 81



Type 21

Type 22



Alternative Types



Type 32



Type 42

- RAPID CONSTANT HEAT
- ABSOLUTE DEPENDABILITY
- SOLID CONSTRUCTION
- PERFECT BALANCE

### TRIGGER FEED SOLDERGUN



Type No. 51 is designed specially for all assembly operations. Solder is fed automatically with trigger-action and two reels are supplied—one 15 ft. acid-cored and one 15 ft. resin-cored.

Unbeatable from every point of view, well able to withstand hard workshop treatment and ideal for continuous use. Features include rapid constant localised heat—solid sturdy construction—low current consumption—perfect balance—absolute dependability. A type and bit for every purpose from fine instrument to heavy industrial work.

Each tool includes 5 feet tough rubber 3-core cable.

Obtainable from all leading tool merchants and factors.  
Fully descriptive Brochure free on request.

WOLF ELECTRIC TOOLS LTD : PIONEER WORKS : MARGER LANE : LONDON : W.5  
77, PERVALE ROAD : BIRMINGHAM, MANCHESTER, LEEDS, BRISTOL, NEWCASTLE, GLASGOW

## A NEW-PRINCIPLE A-C AUTOMATIC VOLTAGE STABILISER



This is our Model ASR-1150 Automatic Voltage Step Regulator. It ideally fills the need for a cheap, small and light Stabiliser. Although it measures only 8½in. x 4½in. x 5in., weighs as little as 11 lbs., and costs only £24 net, it has a performance fully equal to any similarly rated Automatic Stabiliser of the resonated, saturated core type without any of the disadvantages.

ASR-1150 has a pure output waveform, is unaffected by changes in mains frequency, and works equally well from no-load to full-load, which is 1150VA. It has a stabilised output at 230V unless otherwise ordered.

Many other Automatic Voltage Stabilisers are now manufactured by us, and all are available for immediate delivery. In some cases the constancy of output is as high as 0.15%. Models are available from 200VA to 30kVA, single phase. 3-Phase Stabilisers are also available. Prices are extremely competitive.

We can supply from stock all types of American tubes, condensers, valves, potentiometers, etc.

**The NEW "ASR-1150"  
costs only £24 net**

Complete information is obtainable from

**CLAUDE LYONS LTD.,**  
ELECTRICAL AND RADIO LABORATORY APPARATUS, ETC. Head Office and Works: 76 Oldhall Street, Liverpool 3, Lancs.  
Southern Factory: Valley Works, Ware Road, Hoddesdon, Herts. (A10 main London/Cambridge Road at Junction of A602).

MEMO: If you are interested in infinitely-variable Transformers, do not forget the almost indispensable "VARIAC" (Reg'd, Trade Mark). Models are available from 170VA to 21kVA. Our Catalogue V-549 (3rd Edition) tells the whole story and will gladly be mailed free and post free on request.

## A Laboratory substitute for the Accumulator to provide an adjustable source of pure D.C.



### THE LABGEAR ELIMINAC

B.2027

INPUT ... 200/250V. 40/60 c/s.

OUTPUT ... 0-12V. 5A. Max.

#### VARIAC CONTROLLED

LOAD	RIPPLE
1 amp.	0.02%
2 "	0.05%
3 "	0.09%
4 "	0.14%
5 "	0.20%

Additional A.C. output 0-20 volts at 10 Amps  
Variac controlled. Built-in M/C meter. Size:  
14½ in. x 12 in. x 11 in. Weight: 50 lb.

Nett Price in U.K. £35. 0. 0. ex-stock.

PLEASE WRITE FOR LEAFLET WW2027

## Labgear (Cambridge) Ltd.

WILLOW PLACE, CAMBRIDGE, ENGLAND

'PHONE 2494



### A PERFECT COMPANION TO THE

## Connoisseur

### TRANSCRIPTION MOTOR

We introduce the Super Lightweight Pickup Mark II.  
No other pickup has all these outstanding features:

- Frequency range 20 cycles to 20,000 cycles at 331 r.p.m.
- 4 grams downward pressure.
- Total armature mass 4 milligrams suspended on nylon.
- Armature retracts into head if accidentally dropped.
- The armature system is easily replaceable at home.
- 100% screening of coil by magnet to minimise hum.
- No needle talk from surface to record.
- Voltage output 15 m.V. from L.P. disc.
- Immediately replaceable with the Connoisseur Mark I head.

Price: Pickup and head, Diamond armature, £8/15/-, plus P.T. £3/14/10. Head only, £6/12/-, plus P.T. £2/16/5. Replaceable Armature System, £4/10/-, plus P.T. £1/18/6. Pickup and head, Sapphire armature £5/13/-, plus P.T. £2/8/4. Head only £3/10/-, plus P.T. £1/9/11. Replaceable Armature System £1/4/-, plus P.T. 10/4.



Gramophone fans all over the world use the "Connoisseur" Variable 3-speed Gramophone Motor, 12in. turntable, virtually vibrationless with mechanical speed change (not braking action) gives finest reproduction.

Price : £20. plus P.T. £8.11.0.

## A. R. SUGDEN & CO. (ENGINEERS) LTD.

WELL GREEN LANE, BRIGHOUSE, YORKSHIRE.

OVERSEAS AGENTS:

SOUTH AFRICA: W. L. Proctor (Pty.) Ltd., 63, Strand Street, Cape Town. CANADA: The Astral Electric Co. Ltd., 44, Danforth Road, Toronto 13, Ontario. NEW ZEALAND: Turnbull & Jones Ltd., Head Office, 12/14, Courtenay Place, Wellington. HONG KONG: The Radio People Ltd., 31, Nathan Road, Hong Kong.

Phone : Halifax 69169. Grams : Connoisseur Brighouse.

MAIN DISTRIBUTORS:

AUSTRALIA: British Merchandising Pty. Ltd., 183, Pitt Street, Sydney, and J. H. Magrath (Pty.) Ltd., 208, Little Lonsdale Street, Melbourne. EAST AFRICA: International Aeradio (East Africa) Ltd., P.O. Box 3133, Nairobi. MALAYA: Eastland Trading Co., 1, Prince Street, Singapore.



They say  
we make a perfect  
pair...



.. with  
excellent  
connections

To be exact, this is the 12 pin version of the Multi-Way Plug and Socket range, which covers 4, 8, 12, 20 and 28 ways. The range features unusually low insertion pressures, and embodies considerable experience in meeting humid conditions. Designed to overcome as far as possible the difficulties encountered when using this type of connector in rack mounting applications, they have greater latitude in matching up than any comparable product, and are in use throughout the world in Radio, Television and Telecommunications equipment by such renowned firms as:— Messrs. Marconi's Wireless Telegraph Co. Ltd., The English Electric Co. Ltd. and Messrs. Standard Telephones & Cables Ltd.

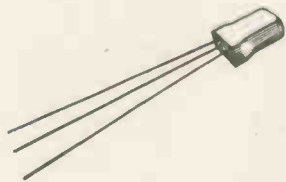
A.I.D. & A.R.B. - APPROVED

**POWER CONTROLS**

L I M I T E D

P.C. 2

# Britain's SMALLEST Hearing Aid TRANSISTOR



## XFT2

Incorporating a germanium  
junction element

manufactured and supplied by



Encapsulated in a seamless metal can, its  
dimensions are only—4.75 x 3.1 x 7.5 mm.



**Hivac Ltd.** Telephone: Ruislip 3366  
STONEFIELD WAY, VICTORIA ROAD, RUISLIP, MIDDLESEX

# MAINS TRANSFORMERS

### FULLY INTERLEAVED

SCREENED AND IMPREGNATED. ALL GUARANTEED

ALL PRIMARIES ARE 200/250 v. Half Shrouded

HSM 63 (Midget). Output 250-0-250 v. 60 m/a., 6.3 v. at 3 amps. 5 v. at 2 amps. ....	16/3
HS63. Output 250-0-250 v. 60 m/a., 6.3 v. at 3 amps., 5 v. at 2 amps. ....	16/6
Output.	
HS2. 250-0-250 v. 80 m/a. ....	19/-
HS3. 350-0-350 v. 80 m/a., 19/-.	19/-
HS2X. 250-0-250 v. 100 m/a., 21/-.	21/-
HS75. 275-0-275 v. 100 m/a. ....	21/-
HS30X. 300-0-300 v. 100 m/a., 21/-.	21/-
HS3X. 350-0-350 v. 100 m/a. ....	21/-

### Fully Shrouded

FSM63 (Midget). Output 250-0-250 v. 60 m/a., 6.3 v. at 3 amps., 5 v. 2 amps. ....	16/9
FSM66 (Midget). Output 250-0-250 v. at 60 m/a., 6.3 v. at 3 amps., 6.3 v. at 2 amps. ....	17/3
Output.	
FS2. 250-0-250 v. 80 m/a. ....	21/-
FS30. 300-0-300 v. 80 m/a., 21/-.	21/-
FS3. 350-0-350 v. 80 m/a. ....	23/-
FS2X. 250-0-250 v. 100 m/a., 23/-.	23/-
FS75. 275-0-275 v. 100 m/a. FS30X. 300-0-300 v. 100 m/a., 23/-.	23/-
FS3X. 350-0-350 v. 100 m/a. ....	23/-
All the above have 6.3 4-0 v. at 4 amps., 5-4.0 at 2 amps.	
FA43. Output 425-0-425 v. 200 m/a., 6.3 v. 4 amps., C.T. 6.3 v. 4 amps., C.T. 5 v. 3 amps. Fully shrouded. ....	47/6
FS50. Output 450-0-450 v. 250 m/a., 6.3 v. 2 amps., C.T. 6.3 v. 4 amps., C.T. 5 v. 3 amps. Fully shrouded. ....	67/6
F35X. Output 350-0-350 v. 250 m/a., 6.3 v. 6 amps., 4 v. 8 amps., 4 v. 3 amps., 0-2-6.3 v. 2 amps. Fully shrouded. ....	65/-
FS160X. Output 350-0-350 v. 160 m/a., 6.3 v. 6 amps., 6.3 v. 3 amps., 5 v. 3 amps. Fully shrouded. ....	44/-
HS6. Output 250-0-250 v. 100 m/a., 6.3 v. 6 amps., C.T. 5 v. 3 amps. For receiver R1355. Half shrouded. ....	26/6
HS150. Output 350-0-350 v. 150 m/a., 6.3 v. 3 amps., C.T. 5 v. 3 amps. Half shrouded. ....	27/9
F36. Output 250-0-250 v. 100 m/a., 6.3 v. 6 amps., C.T. 5 v. 3 amps. Fully shrouded. ....	29/6
FS120. Output 350-0-350 v. 120 m/a., 6.3 v. 2 amps., C.T. 6.3 v. 2 amps., C.T. 5 v. 3 amps. Fully shrouded. ....	29/9
FS150X. Output 350-0-350 v. at 150 m/a., 6.3 v. at 2 amps., C.T. 6.3 v. at 2 amps., C.T. 5 v. at 3 amps. Fully shrouded. ....	31/6

The above have Inputs of 200/250 v.

### OUTPUT TRANSFORMERS

MIDGET OP. 5,000Ω to 3Ω.....	3/9
8,000Ω to 3Ω.....	3/9
OP10. 10/15 watts output. 20 ratios on Full and Half Primary	17/9
OP30. 30 watts output. 20 ratios on Full and Half Primary	25/9
Williamson's O.P. Transformer to Author's specification. £4/13/6	£4/13/6
Chokes for Williamson's Amplifier, 30 H. at 20 m/a. ....	16/6
10 H. at 150 m/a. ....	32/-

### FILAMENT TRANSFORMERS

All 200/250 v. Input

F3. 6.3 v. @ 3 amp. 8/11. F3X. 6.3 v. @ 1.5 amp. ....	5/9
F4. 4 v. @ 2 amp. 7/6. F4. 6.3 v. @ 2 amp. ....	7/6
F6X. 6.3 v. @ 0.3 amp. 5/-.	7/9
F12X. 12 v. @ 1 amp. ....	
FU6. 0-2-4.5-6.3 v. @ 2 amp. 10/-.	16/6
F12. 12.6 v. tapped 6.3 v. @ 3 amp. ....	23/6
F24. 24 v. tapped 12 v. @ 3 amp. ....	17/9
F29. 0-2-4.5-6.3 v. @ 4 amp. ....	17/6
FU12. 0-4-6.3 v. @ 3 amp. ....	17/6
FU24. 0-12-24 v. @ 1 amp. ....	21/-
F27. Two windings 12 v. @ 1.5 amp. ....	26/6
F34. 4.9-15-24 v. @ 3 amp. ....	29/-
F39. 9-15 v. @ 6 amp. ....	
Transformers suitable for Low Voltage Lighting. Fully shrouded with terminal blocks, 230 v. Input 12 v. @ 20 amp. £6. 12 v. @ 10 amp. ....	£4/10/-
F5. 6.3 v. @ 10 amps. or 5 v. @ 10 amps., or 12.6 v. @ 5 amps., or 10 v. @ 5 amps. ....	34/-
F6/4. Four windings at 6.3 v. tapped 5 v. @ 5 amps. each, giving by suitable series and parallel connections up to 6.3 v. @ 20 amps. ....	51/6

Quotations etc., stamped addressed envelope please

C.W.O. (add 1/6 In £ for carriage)

Export enquiries invited

**H. ASHWORTH (Dept. W.W.),**  
676, Gt. Horton Road, Bradford 7, Yorks.



## INSTRUMENTS

### ADMITTANCE BRIDGE TYPE B.801


1 Mc/s–100 Mc/s

For balanced and unbalanced measurement.

Susceptance: Equivalent to  $\pm 230$  pF.      Conductance: 0-100 mmho.

Accuracy:  $\pm 2\%$ ,  $\pm 0.5$  pF.      Accuracy:  $\pm 2\%$ ,  $\pm 0.1$  mmho.

This is one of a range of bridges for use with external source and detector for the measurement of aeriels, cables, feeders, and a variety of components and materials between 15 kc/s and 250 Mc/s. Bridge sources and detectors are available for use between 1-100 Mc/s and 50-250 Mc/s.



*PRICE £150 NET EX WORKS*



### COMPONENT BRIDGE TYPE B.121

A general purpose 50 cps 3 terminal transformer ratio arm bridge for the measurement of Resistance, Capacitance and Inductance in the ranges 3-100 M $\Omega$ , 1 pF-100 $\mu$ F and 100 mH-10,000H, accuracy  $\pm 2\%$ . Direct readings of the resistive and reactive components of impedance and facilities for "in situ" measurements are notable features.

*PRICE £60 NET EX WORKS*

### AUDIO WAVEFORM ANALYSER

#### TYPE A.321

A portable instrument to measure the relative levels of the components of a complex waveform over a range of 75 db between 50 c/s and 20 kc/s. Input impedance 100K $\Omega$  unbalanced or >25K $\Omega$  balanced. In transportable case as shown, or for standard 19" mounting.

*PRICE £250 NET EX WORKS*



FOR FURTHER DETAILS WRITE OR TELEPHONE

THE WAYNE KERR LABORATORIES LTD · NEW MALDEN · SURREY · MALDEN 2202





*"An excellent microphone"*

*that's what is said about this*

## **Ronette type HM**

*crystal handmicrophone*



When we claim our HM the finest handmicrophone ever made we do not exaggerate. A patented filter cartridge, obtainable in a variety of voltage/frequency response curves, built into a sturdy die-cast housing of beautiful contour and finished in fine hammered laquer, either brown or gray.

*HM type microphones have a screened cable attached and can be mounted to all standard types microphone stands.*


*Sole distributors for Gt. Britain*

**TRIANON ELECTRIC Ltd. LONDON NW10**

95, Cobbold Rd., Willesden

Telephone Willesden 2116

# JACKSON



**TYPE  
U.101/S.S.**  
Cat. No. 5095.

Chassis Mounting Gang Condenser with split-stators, ceramic insulation. Cadmium plated chassis. Silver plated brass rotor and stator. Rotor earthed to frame. Capacities available each half: 3-10 pf., 3.8-27 pf., 4-35 pf. or 4.43 pf. **PRICE 10/9**

**IT'S RELIABLE—**

**IF IT'S MADE BY JACKSON'S!**




Write for further details:—

**JACKSON BROS. (LONDON) LTD.**

Telephone: CROydon 2754/5.

**KINGSWAY · WADDON · SURREY.**

Telegrams: Walfico, Souphone, London.



### **S.L.16 DRIVE**

**RETAIL PRICE 11/6**

A general purpose slide rule drive for F.M./V.H.F. units, short-wave converters, etc. Printed in three colours on aluminium, with a 0-100 scale and provision is made for individual calibrations. Travel of pointer, 4½ in. Scale plate 7 in. × 4½ in. Scale aperture 5½ in. × 1½ in.

### **S.L.15 DRIVE**

**RETAIL PRICE 25/6**

A complete kit of parts for the construction of the Jackson S.L. 15 drive, scale calibrated for the F.M./V.H.F. band.

# Suflex

## and miniaturisation



It's no good burying your head in the sand,  
mister, miniaturisation is a man-size problem.

They want more this per that,  
and then they want more that per something or other.

And nearly always they want  
more output per less size and per less weight.

Suflex capacitors might be invaluable—  
they're good and small.

Get in touch with us. We often help to get things  
humming.

### Suflex Polystyrene Capacitors

- High insulation resistance
- Low dielectric loss
- Good capacitance stability

*A quality component which may be economically  
used in commercial equipment*

**SUFLEX**  
*Limited*  
LONDON

35 BAKER STREET, LONDON W1

Telephone: WELbeck 0791 Cables: Suflex, London



## HARTLEY-TURNER SOUND EQUIPMENT

### THE HARTLEY-TURNER "315" SPEAKER

The model "315" Loudspeaker is the latest product of the H. A. Hartley Co. Ltd. It is a 12in. diameter unit with a very wide frequency range.

This wide frequency range is obtained by means of a special voice coil construction and a two-part cone joined by a compliance, which together form a mechanical crossover system.

This method of construction possesses four major advantages:—

Expensive electrical crossover systems as used with dual speaker arrangements are eliminated.

The buzzing normally associated with twin cone loudspeakers is eliminated.

The bass resonant frequency of the speaker is lowered.

The cone is stiffened by the compliance to greatly reduce distortion at low frequencies.

Every speaker is individually assembled and tested to ensure the finest quality workmanship.

We are pleased to offer this new speaker at the price of:—

**10 GUINEAS**

Full details will be sent free on request to:—

**H. A. HARTLEY CO. LTD.**  
152 HAMMERSMITH ROAD,  
HAMMERSMITH, LONDON, W.6.

Telephone: RIVerside 7387

# ARE YOU SEARCHING?



FOR HIGH QUALITY

## ELECTRONIC MINIATURES

Make contact with Ardenle Acoustic Laboratories Limited, for details of high-quality Miniature Earphones, Transformers, Switches, Volume Controls, Plugs and Sockets; also of the widely-known ARDENLE Hearing Aids.

### The Finger-Tip VOLUME CONTROL



Diameter (A) .680" (17.3 mm.).  
Thickness (B) .170" (4.3 mm.).  
Length of Contact (C) .110" (2.8 mm.).

The miniature finger-tip Volume Control is widely used in small radios, hearing aids and electronic equipment as a dust-sealed potentiometer or volume control.

Its unique construction, with bearing surfaces at the periphery, ensures that rotation of the control is wobble-free. The side plates, which do not rotate, are slightly proud of the peripheral rotating ring, enabling the control to fit tightly in any slot without fouling when turned.

Semi-logarithmic and linear laws are available in all values between 5K $\Omega$  and 3M $\Omega$ ; in addition, logarithmic laws are available in all values above 10K $\Omega$  up to 3M $\Omega$ .

Life-tests (at 30 complete cycles per minute) up to 30,000 cycles on production samples, plus rigid mechanical and electrical tests of each individual unit, guarantee a reliable product.

### THE SUB-MINIATURE TRANSISTOR TRANSFORMER

will be featured in a following advertisement in this series; details will gladly be sent on request.



# ARDENTE

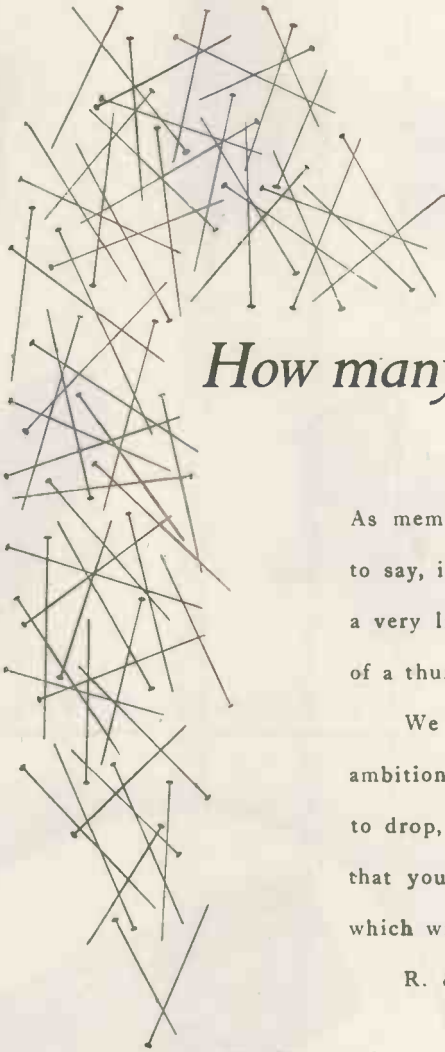
ELECTRONIC  
COMPONENTS

Details on request to

ARDENTE ACOUSTIC LABORATORIES LTD.  
Springfield Works, Horn Lane, Acton, London, W.3

Telephone: ACOdn 4161-1282






## *How many pins make a noise?*

As members of the Brains Trust used to say, it all depends. One pin dropped from a very little height will make the noise of a thunder-clap, given appropriate amplification.

We doubt whether you have any ambition to sit about all day waiting for pins to drop, but we are willing to wager that you *are* interested in loudspeakers which will do justice to sounds of every kind.

R. & A. loudspeakers do just that.



LOUD-SPEAKER MANUFACTURERS TO THE RADIO INDUSTRY SINCE 1930

**REPRODUCERS AND AMPLIFIERS LTD.**  
WOLVERHAMPTON  
ENGLAND

# NEW ARCOLECTRIC SIGNAL LAMPS

## For Low Voltage or Mains

Illustrated are a few signal lamps taken from our wide range. The insulation of every Arcolectric signal lamp will resist a flash test of 1,500 volts A.C. The S.L.90 illustrated here is a typical Arcolectric low voltage signal lampholder. It is designed to accept popular M.E.S. bulbs. The bulb is accessible from front or rear of panel. The domed plastic lens surrounded by a polished chrome bezel gives a most attractive panel appearance. This holder can be fixed in a single  $\frac{3}{4}$ in. hole. The mains voltage signal lamp S.L.88/N is supplied complete with an M.E.S. neon tube and a suitable series resistance.

Write for Catalogue No. 129

**ARCOLECTRIC**  
SWITCHES · LTD

CENTRAL AVENUE, WEST MOLESEY, SURREY. TELEPHONE: MOLESEY 4336 (3 LINES)



## MUREX

### SINTERED MAGNETS

*are used in NEW DAY  
MICRO LIMIT SWITCHES*

The force necessary to provide contact pressure is supplied by Murex Sintered permanent magnets which gives a high stable flux thereby enabling the switch to be actuated by a low movement differential ( $\cdot 002'' - \cdot 006''$ ). It also makes possible the use of high Conductivity Copper Contact Blades thereby reducing the  $I^2R$  losses in the switch.



ACTUAL SIZE OF MAGNET

*Photograph by courtesy of New Day Electrical Accessories Ltd.*

**MUREX LIMITED** (Powder Metallurgy Division) RAINHAM · ESSEX · Telephone: Rainham, Essex 3322

Telegrams: Murex, Rainham-Dagenham Telex. Telex 8632

LONDON SALES OFFICE: CENTRAL HOUSE, UPPER WOBURN PLACE, W.C.1. Telephone: EUSon 8265

# HIGH GRADE INSTRUMENTS



*Left:* B.P.L. Trans. Ranger. A portable Test Set with D.C. Transistor Amplifier—1 megohm/volt.

*Right:* Pulse Height Valve Voltmeter. 0-100 volts in 3 ranges. Model PV 812.




2½in. scale moving coil D.C. meter, square flush mounting. Type S.25.



3½in. scale moving coil. Centre zero meter. Round flush mounting. Type S.35.



"Fulscale" meter 4in. dia. scale moving coil having 270° arc with a 9in. scale length.



High torque moving coil portable meter. Precision grade to BS.89.



Multi-purpose test set for simultaneous measurement of current and voltage.



Universal multi-range test set for electrical and radio engineers.



Ohmmeter for the rapid and direct measurement of very low values of resistance. Model RM.155.



*Left:* Audio and Supersonic Frequency Signal Generator covering a wide range of both frequency and voltage. Model LO.63G.



*Right:* Electronic Frequency Meter providing direct measurement of frequency whilst being substantially independent of applied voltage and wave form. Model FM.406A.

## BRITISH PHYSICAL LABORATORIES

Radlett, HERTS

Tel: RADLETT 5674-5-6

London Stockist: M.R. SUPPLIES, 68, NEW OXFORD STREET, W.C.1



## WHY ENGINEERS SPECIFY EGEN potentiometers —

Egen Potentiometers are based on long experience of requirements of television and electronic equipment manufacturers. In design, dependability, accuracy and freedom from wear they are *outstanding*, but, above all, they are completely **NOISELESS**.

**DUAL POTENTIOMETERS** with concentric operating spindles. The new Egen Dual Potentiometers incorporate all these outstanding design features — multiple contact rotors, smooth easy movement, thorough screening between sections, plus a convenient soldering tag for earthing screened connections.



on each metal case. Switch and Potentiometer soldering tags are of high-grade brass heavily silver plated for easy soldering; they are positively located and withstand soldering heat and bending without loss of rigidity. Control spindles can be supplied to suit customers' requirements.


**PRE-SET POTENTIOMETERS.** Completely enclosed in high-grade phenolic mouldings. Solder tags heavily silver plated for quick soldering. Fully insulated spindles with integral control knobs. Tapped for 2-hole 6 B.A. fixing on  $\frac{1}{2}$ " centres. Type 126, wire-wound. Type 127, carbon.



**STANDARD CARBON POTENTIOMETERS.** Made by an entirely new method ensuring a highly stable resistance element, which is also very durable. Silent and smooth in operation, these controls offer both mechanical and electrical reliability. Soldering tags are heavily silver plated to resist oxidation, and the mains switch has an efficient quick make-and-break action.



**PRE-SET RESISTOR.** This has a wire-wound resistance element, traversed by a nickel-silver slider. Adjustment is effected by a worm drive spindle fitted with a knurled and slotted knob. This component is smooth and noiseless in action and is designed to meet the many and varied requirements of the Electronic Industry. Egen pre-set resistors can be supplied in multi-bank assemblies to suit individual requirements. There are also twin-track models, and types with an electrically divided slider, giving adjustment on two resistors with one operation.



**EGEN ELECTRIC LTD.** Charfleet Industrial Estate, Canvey Island, Essex • Phone: Canvey Island 691/2

**HIGH QUALITY**

**specialists in electro-technical ceramics**

## whichever way you turn

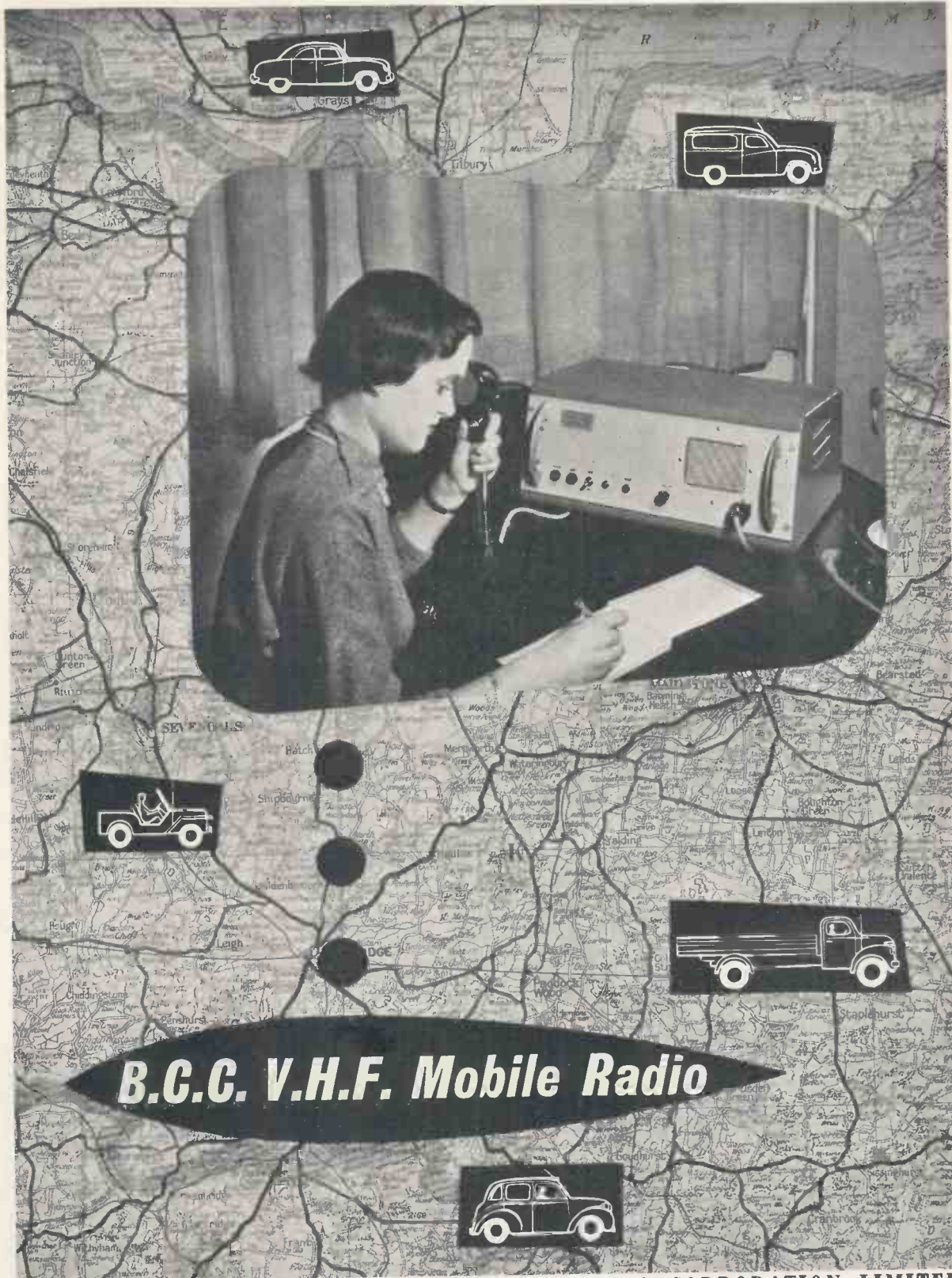
CERAMICS FOR RADIO — TELEVISION — ELECTRONICS

Coil Formers — Resistor Bobbins, Rods, Tubes, Housings, and Plates — Stand-off Insulators — Metallised Bushes and Hermetic Seals — Chassis Furnishings — Ceramic Washers — Fuses. These U.I.C. Ceramic components are outstanding — they have excellent electrical qualities; they are manufactured to fine tolerances under A.I.D. approved inspection; and the consistency of material gives them full capacity for withstanding time, temperature, humidity, and corrosive atmospheres.


**U.I.C.**

**UNITED INSULATOR COMPANY LIMITED**  
OAKCROFT ROAD CHESSINGTON SURREY

Phone: Elmbridge 5241-2-3-4



**B.C.C. V.H.F. Mobile Radio**




**BRITISH COMMUNICATIONS CORPORATION LIMITED**  
 Second Way, Exhibition Grounds, Wembley, England

Telephone: WEMbley 1212

Telegrams: BEECEEE



An essential reference book for *ALL* users of TRANSFORMERS & CHOKES




## GARDNERS RADIO CATALOGUE

The full catalogue is available free to industrial concerns. An abridged edition is forwarded to private users



GARDNERS RADIO LTD., Somerford, Christchurch, Hants. Tel. Christchurch 1024

### MAXI-Q



### F.M. TUNER

The guaranteed components described below have been acclaimed by thousands as the finest obtainable.

Full constructional details, point-to-point wiring diagram and alignment instructions are given in our Technical Bulletin DTB.8, price 1/6.

**F.M. SCALE.** A bronze finished scale with yellow markings (0-20 Log) for use with all types of F.M. tuners or receivers. Consisting of metal scale, pointer, cord drive spindle, pulleys, 2½ in. drum, cord and instructions for the assembly of the cord drive. The scale measures 5½ × 3 in. and is for a cabinet aperture of 4 × 1½ in., price 9/-.

**RDT.1/10.7 Mc/s.** A transformer for use in ratio discriminator type circuits. Can size 1½ in. square × 2½ in. high. Secondary winding of bifilar construction, iron dust core tuning, polystyrene formers and silver mica condensers, price 12/6.

**PDT.1/10.7 Mc/s.** A miniature phase discriminator transformer for use in frequency modulation detector circuits where the limiter/Foster-Seecley type of circuit is employed. Designed for carrier deviation of ± 75 Kc/s. Qk = 1.5. Screening can 1½ × 1½ in. square, price 9/-.

**IFT.11/10.7 Mc/s.** A miniature I.F. transformer of nominal frequency 10.7 Mc/s. The transformer is primarily intended for the I.F. stages of frequency modulation receivers and converters. The Q of each winding is 90 and the coupling critical. Dimensions as PDT.1, price 6/-.

**IFT.11/10.7/L.** As IFT.11/10.7 but with secondary tap for limiter input circuits. price 6/-.

**Coil Type L1, T1, and T2.** These coils are specially designed for use in the "MAXI-Q" F.M. TUNER, price 3/11 each. Chassis and screens for the above unit, completely punched in aluminium, price 7/6.

Obtainable from all reputable stockists or in case of difficulty direct from works. GENERAL CATALOGUE covering technical information on full range of components, 1/- post free.

**DENCO (CLACTON) LTD. 357/9 Old Road, Clacton-on-Sea, Essex**

Stop Press: Available to retail customers only, a quantity of 23 assembled and aligned F.M. Tuner Units at £7-2-6 plus £2-17-0 P.T., also Power Pack assembled and valved at £3.





*By Appointment to the Professional Engineer*

**PAINTON "MULTICON" SERIES  
6-POLE PLUGS & SOCKETS**

MULTICON—Regd. Trade Mark

PATENT 700999


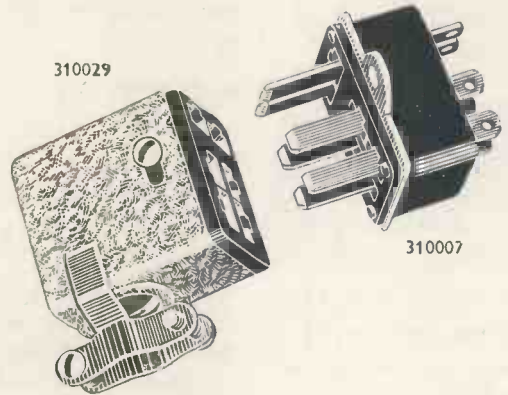
**VOLTAGE RATING** 500 volts  
D.C. or A.C. Peak

**CURRENT CARRYING CAPACITY**  
5 amps. D.C. or A.C. (RMS) per contact

Although in general the new Painton "Multicon" Series of Plugs and Sockets will be interchangeable with the existing Painton range, the 6-pole Plugs and Sockets have two contacts polarised to eliminate the possibility of 'wrong-way-round' insertion. In the 6-pole size (as on all other "Multicon" sizes when available) there is a complete variety of Plugs and Sockets with alternative mounting arrangements, cable fixings and retaining devices. The "Hammer-finish" silver-grey covers will blend with all equipments.

A low and constant contact resistance is achieved with the heavily silver-plated split contacts.

Any possibility of free moisture remaining between the Plug and Socket face is prevented because spacers keep the mating faces slightly apart, even when the Plugs and Sockets are fully engaged. The patented method of securing both the male and female contacts in the mouldings ensures the satisfactory operation of the Painton "Multicon" range under severe tropical and climatic conditions.



PLUG			SOCKET		
Cable Entry Top	Cable Entry Side	With Mounting Flange	Cable Entry Top	Cable Entry Side	With Mounting Flange
310009	310018	310007	310008	310029	310006
FITTED WITH LOCKING CLIP			FITTED WITH LOCKING CLIP		
311291	311292	—	311294	311295	—

The full Painton "MULTICON" series comprises unitors and plugs and sockets in the following sizes :  
2 Pole, 4 pole, 6 pole, 8 pole, 10 pole (in-line), 12 pole, 18 pole, 24 pole and 33 pole.

**PAINTON**  
*Northampton England*

# Make the most of F.M. with *Armstrong* Equipment

Specialists in High Quality Reproduction for over 20 years



## THE A.10 AMPLIFIER

Output: 10-12 watts Ultralinear.  
Distortion: 0.1% total harmonic at 8 watts.  
Frequency Response: within 1 db 15-30,000 cps.

### CONTROLS

1. Input—4 position.
2. Equaliser—4 position.
3. Filter—6 position with built-in "rumble" filter and Presence Control.
4. Treble } Lift and cut giving  $\pm 15$
5. Bass } db—continuously variable.

## THE F.M. 56 TUNER

Coverage: 85-95 mc/s.  
Image Rejection: 26 db.  
I.F. Rejection: 60 db.  
Output: 3 volts r.m.s.

Circuit: a low noise triode. R.F. stage is coupled to a high stability frequency changer. This is followed by two I.F. stages and a triple diode triode ratio detector and A.F. stage.

Valves: The latest type Mullard. ECC 85, EF 85, EABC 80, EM 34.



- Permeability tuning.
- Freedom from drift.
- Automatic limiting.
- Magic eye tuning.
- A.F. attenuator.
- 3-position H.T. supply socket.

AMPLIFIER £19.15.0

CONTROL UNIT £9.15.0

Demonstrations at your local High Fidelity specialists, or at our showrooms in Holloway.

If you are unable to visit us please write for booklet mentioning "Wireless World."


We consider that these two units used in conjunction will (with the co-operation of the B.B.C.) give you the last word in quality reception. The control panels of both are the same size ( $9\frac{1}{2} \times 5\frac{1}{2}$ ) and finished in Florentine bronze; and will look well together in your cabinet. An A.M. Tuner to match will be available shortly.

F.M. 56. £22.1.0

All our models are sold under full and unconditional money-back guarantee of satisfaction. Hire Purchase facilities are available.

**ARMSTRONG WIRELESS & TELEVISION CO. LTD., WALTERS RD., LONDON, N.7. Telephone: NORTH 3213**

## Cellular Polythene



## INSULATED TELEVISION DOWNLEAD CABLES

To meet the exacting demands being made on the efficiency of aerial systems, the Glover range of Cellular Polythene insulated downleads have been designed to utilise the superior electrical properties of this new form of polythene.

Details of three designs are given as being most representative of modern practice.

The two Cables G.R.1., G.R.2. are intended for use in the service area and one G.R.3. for use in fringe areas and in situations where interference is high.

### CO-AXIAL TELEVISION DOWNLEADS

Reference No.	CELLULAR POLYTHENE.				
	G. R. 1. S	G. R. 1. F.	G. R. 2. S.	G. R. 2. F.	G. R. 3.
Characteristic Impedance ohms.	75	75	75	75	75
Service Area	LOCAL	LOCAL	LOCAL	LOCAL	FRINGE
Attenuation dB/100 ft. at 50 Mc/s.	3.0	3.4	2.3	2.6	1.5
" " 200 Mc/s.					3.3
Copper Conductor	1/022	7/0076	1/029	7/010	1/044
Diam in inches:-					
Over Polythene.	0.093	0.093	0.128	0.128	0.200
" Wire Braid.	0.117	0.117	0.152	0.152	0.230
" P.V.C. Sheath.	0.157	0.157	0.202	0.202	0.290

# W. T. GLOVER & CO. LTD.

MEMBERS OF THE C.M.A.

TRAFFORD PARK

MANCHESTER 17

TRAFFORD PARK 2141



# All these items are available on the

## M.O.S. PERSONAL CREDIT PLAN

We detail on left a further selection of Equipment available to you on various methods of easy purchase, that is, by Credit Sale Agreement, providing for nine equal monthly payments, with the equipment despatched to you upon receipt of the first payment; or by Hire Purchase terms with the equipment despatched to you after receipt of the initial deposit, followed by twelve monthly payments. For equipment over £50 in value, this period can be extended up to eighteen months.

We are also detailing our export prices. For easy import facilities and regulations we have classified this selection of equipment into its country of origin.

Please include carriage and packing sufficient for your order when sending your initial deposit. Our charges for service are kept very low, and we have an unrivalled stock of high fidelity Audio equipment, Tape Recorders, ancillary equipment and domestic radio, Radiograms, and television receivers.

If you do not see the item in which you are interested in this list, please send S.A.E. mentioning your needs, for full details by return.

	CASH PRICE			CREDIT SALE 9 mthly. pmts. of			HIRE PURCHASE Deposit 12 mthly. pmts. of			EXPORT PRICE nett		
	£	s	d	£	s	d	£	s	d	£	s	d
<b>EQUIPMENT MADE IN GT. BRITAIN—</b>												
<b>Amplifiers (complete)</b>												
Acoustical Quad Mk. II	42	0	0	103/1	7	0	0	64/2	42	0	0	
Leak TL10 and Point One	28	7	0	73/10	4	7	0	44/-	28	7	0	
Rogers RD Junior	28	0	0	63/7	4	0	0	40/4	26	0	0	
W.B. 12 Hi-Fi	25	0	0	61/1	4	0	0	35/8	25	0	0	
E.A.R. Mullard 510	18	18	0	46/5	2	18	0	30/8	18	18	0	
<b>Loudspeakers</b>												
Wharfedale W15CS	17	10	0	42/9	5	16	8	21/11	17	10	0	
" Super 12CSAL	17	10	0	42/9	5	16	8	21/11	17	10	0	
" W12CS	9	15	0	25/-	3	5	0	13/4	9	15	0	
" Golden 10	9	1	0	23/4	3	0	4	12/7	5	15	0	
" Super 8CSAL	7	0	0	18/11	2	6	8	10/3	5	0	0	
G.E.C. Metal Cone	9	10	0	24/6	3	3	4	13/1	6	10	0	
Goodmans 150 Mk. II	10	15	9	27/4	3	12	0	14/4	10	15	9	
" Axion 80	24	4	9	59/3	8	1	7	29/7	17	10	0	
" Audion 60	9	2	9	23/8	3	0	11	12/8	9	2	9	
" Axion 22	15	9	0	35/6	5	3	0	23/-	15	9	0	
" Axion 102	10	7	9	26/5	3	9	3	14/-	7	10	0	
<b>Tuner &amp; Radio Chassis</b>												
Chapman S5 or S5E	22	8	0	54/9	7	9	4	27/5	16	0	0	
" S8BS (Bandspread)	46	4	0	112/8	15	8	0	56/6	33	0	0	
" S5 or S5E (F.M.)	34	2	6	83/5	11	7	6	41/9	24	7	6	
" F.M. 81	22	1	0	54/-	7	7	0	27/-	15	15	0	
" F.M. 82 (powered)	25	4	0	61/11	8	8	0	30/9	18	0	0	
R.G.1 8 valve R'gram Chassis	23	2	0	51/4	7	14	0	25/8	17	10	0	
<b>Gramophone Motor Units</b>												
Garrard RC110 Changer	14	13	3	35/11	4	17	9	18/9	10	11	0	
Collaro RC54 Changer	13	17	0	34/1	4	12	4	17/11	10	0	0	
" 2010 and Pickup (T)	19	10	0	47/8	6	10	0	24/2	14	1	6	
" 2010 less Pickup (T)	14	18	0	36/5	4	19	4	19/1	10	15	0	
Connoisseur Variable (T)	28	11	4	69/10	9	10	0	34/11	20	0	0	
Garrard 301 (T)	26	8	2	66/7	8	16	2	32/3	19	0	0	
<b>Pickups with L.P. &amp; Std. Heads</b>												
Decca X.M.S. (complete)	6	15	7	18/5	2	5	3	10/-	4	17	6	
Acos GP20/19 (complete)	5	14	0	16/-	1	18	0	8/-	4	5	6	
Connoisseur Diamond Styli	23	1	0	56/4	7	13	8	28/2	16	3	0	
" Sapphire Styli	10	15	7	27/4	3	11	11	14/4	7	11	0	
Leak Diamonds and Transformer	21	19	9	53/9	7	6	9	26/11	16	0	0	
<b>Tape Recorders &amp; Decks</b>												
Editor 2-speed Standard	47	5	0	115/6	7	5	0	73/4	47	5	0	
" 2-speed Super	57	15	0	141/2	8	15	0	89/10	57	15	0	
" Standard Hi-Fi	51	9	0	125/9	8	9	0	79/9	51	9	0	
" Super Hi-Fi	63	0	0	154/-	9	10	0	99/2	63	0	0	
Playtime Plus	36	15	0	89/10	5	15	0	57/6	36	15	0	
Vortexion 2A	84	0	0	205/4	12	12	0	139/11	84	0	0	
" 2B	99	0	0	242/-	15	0	0	154/-	99	0	0	
Ferrogaph 2A/N or 2A/NL	79	16	0	195/1	12	0	0	124/4	79	16	0	
Wearite 2A Tape Deck	35	0	0	85/7	5	5	0	54/7	35	0	0	
Truvox Mk. IIIU Deck	23	2	0	56/5	3	10	0	36/-	23	2	0	
<b>Microphones</b>												
Acos Mic-16 (30/10,000)	12	12	0	31/4	1	18	0	20/4	12	12	0	
Lustraphone VR53 Ribbon	10	10	0	26/8	1	11	6	17/4	10	10	0	
" LFV Tubular Dynamic	8	18	6	23/2	1	8	6	15/-	8	18	6	
<b>EQUIPMENT MADE IN HOLLAND—</b>												
<b>Microphones (Ronetie)</b>												
RFC Studio	8	15	0	22/9	1	7	0	14/10	8	15	0	
" low impedance	10	10	0	26/3	1	11	6	17/4	10	10	0	
R572 Twin Microcell	9	19	6	25/6	1	10	6	16/7	9	19	6	
R572L ditto low impedance	11	19	6	24/11	1	19	6	19/2	11	19	6	
R474 Studio Multicell	15	15	0	38/5	2	8	0	24/9	15	15	0	
<b>EQUIPMENT MADE IN GERMANY—</b>												
<b>Grundig Tape Recorder</b>												
TK5	53	11	0	130/10	8	1	0	83/5	53	11	0	
TK12	73	10	0	179/8	11	1	0	114/6	73	10	0	
3D	102	18	0	251/7	15	9	0	160/4	102	18	0	
Stenorette	36	15	0	89/10	5	15	0	56/10	36	15	0	
<b>Blaupunkt (Blue Spot) Radio Receivers</b>												
Verona	34	0	0	83/1	11	6	8	41/7	24	9	3	
Granada	44	0	0	107/6	14	13	4	53/9	31	13	0	
Milano	49	0	0	117/0	16	6	8	59/11	35	5	0	
Barcelona	51	0	0	124/8	17	0	0	82/4	38	13	6	
Riviera	55	0	0	130/-	18	6	8	87/3	39	11	4	
Santos	30	0	0	73/4	10	0	0	28/4	21	11	8	

E. & G. **MAIL ORDER SUPPLY CO.**

The Radio Centre

33 Tottenham Court Road · London · W.1 · Tel: MUS 6667





# for unfailing activity

## S.E.C. SUB-MINIATURE QUARTZ CRYSTAL UNITS



Type BA, frequency change not exceeding 0.01% from 0°C to +70°C  
 Type DA, frequency change not exceeding 0.01% from -30°C to +45°C  
 Type EA, frequency change not exceeding 0.002% from +65°C to +80°C

For further details please apply to:-

**SALFORD ELECTRICAL INSTRUMENTS LTD**  
**PEEL WORKS • SILK STREET • SALFORD 3 • LANC'S**  
 A Subsidiary of THE GENERAL ELECTRIC CO. LTD. OF ENGLAND

**Q.C. 500**  
 Frequency range  
 10,000 Kc/s to 16,000 Kc/s.

## Another DALY Electronic Achievement

### CAPACITORS IN REDUCED SIZES WITH FULL VALUES AND WORKING VOLTAGES

**SEND NOW** for new leaflets with up-to-date information on this new range of capacitors.

**DALY** has succeeded in maintaining full capacity values and working voltages in more compact designs specially suited to ultra-modern equipment.

**PHOTO-FLASH EQUIPMENT • DEAF AIDS • PRIVATE TELEPHONE INSTALLATIONS • AMPLIFIERS • D.C. POWER UNITS • SPOT WELDING EQUIPMENT • TEST-GEAR • MAGNETISATION EQUIPMENT**

Behind **DALY** capacitors lies 20 years of making only electrolytics, highly specialized experience which engineers throughout the world are finding invaluable, and which is readily available to you.

# DALY

## ELECTROLYTIC CAPACITORS

CONDENSER SPECIALISTS FOR OVER 20 YEARS

**Electrolytic ELECTRONICS & COMMUNICATIONS**

For use in connection with ELECTRONIC APPARATUS and TELECOMMUNICATIONS

**Electrolytic Capacitors**

**MOTOR START**

**MOTOR STARTING**

**DALY CONDENSERS LTD**  
 Condenser Specialists for over 20 years  
 WEST LODGE WORKS, THE GREEN, EALING, LONDON, W.5, ENGLAND  
 Telephone: 3127-8-9

# NEW SPEAKER by Wharfedale



**10" BRONZE/CSB**  
**11s. 3d.** INCLUDING PUR. TAX

FLUX DENSITY ... 10,000 lines  
TOTAL FLUX ... 39,500 lines  
SPEECH COIL 2-3 ohms or 12-15 ohms  
5 watts input. Dust-proof assembly

The new addition to the WHARFEDALE range brings high quality reproduction within reach of most pockets. The cloth suspension and cone with bakelised apex give wide range smooth response, with a fundamental resonance between 30 and 38 cycles. Each speaker individually tested and calibrated.

The 10in. BRONZE/CSB is suitable for use in the BRONZE REFLEX CABINET and other reflex enclosures.

This unit is hand-made by experts to the same high standards as the more expensive Wharfedale CS speakers.

# Wharfedale WIRELESS WORKS LTD.

IDLE · BRADFORD · YORKS

Tel. : Idle 1235-6

Telegrams : Wharfedel, Idle, Bradford



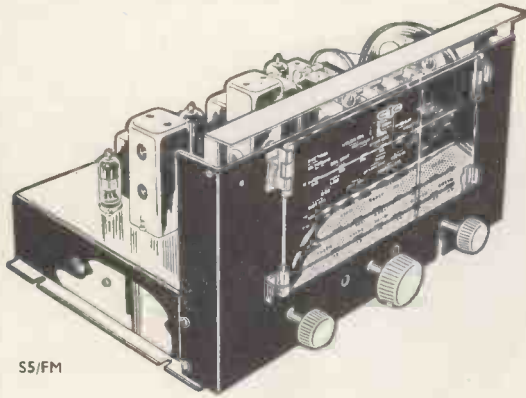
## SOUND READING . . .

**SOUND REPRODUCTION** by G. A. Briggs. Third edition, second impression, 368 pages, 315 illustrations. Chapters on Resonances, Cabinets, Room Acoustics, Response Curves with oscillograms, Cross-over Networks, Recording Systems, Records, Pickups, etc. Total sales exceed 35,000. 17/6 (18/6 post free).

**LOUDSPEAKERS.** *The Why and How of Good Reproduction* by G. A. Briggs. New 4th edition 92 pages. 45 illustrations. Standard reference work on loudspeakers. Detailed information, easy-to-follow diagrams, description of Electrostatic speaker and demonstrations in Royal Festival Hall. Total sales exceed 40,000 7/6 (7/9 post free).

**PIANOS, PIANISTS AND SONICS** by G. A. Briggs. Invaluable to students, teachers etc. Chapters on; History, Construction, Harmonic Analysis, Room Acoustics, Touch, Tone and Tuning. 192 pages, 102 illustrations. 10/6 (11/- post free).


# -TUNERS-



SS/FM

The combined V.H.F. Frequency and World Wide Amplitude Modulation Tuner uses a tuned R.F., self oscillating additive mixer, 2 x I.F. amplifiers, and Radio Detector on the V.H.F. band II with completely stable tuning. The AM section uses a tuned R.F. stage, F.C., High gain I.F. amplifier with variable selectivity, and delayed Amplified A.V.C. on all wave bands. A Cathode Ray tuning indicator is fitted and operates on all channels and bands. Available in two types.

S5/FM 16-50 m.; 195-550 m.; 800-2,000 m. A.M. 87.5-100 mc/s. FM.  
SSE/FM 12.5-37 m.; 35-100 m.; 90-250 m.; 190-550 m. AM. 87.5-100 mc/s. FM.



FM81 Mk II

For three years the FM81 has received the acclaim of the trade and private user alike. Completely stable tuning, distortionless output, high AM reject ratio, and tuning indicator are some of the many features that make it the most sought after FM tuning unit to-day! New valves and circuits now make possible the FM81 Mark II. Similar in size and appearance to its famous predecessor but with the following improved features.

- Increased gain at the aerial of over 20 db.
- Very low radiation into aerial.
- High level noise limiter
- Easier installation with choice of three escutcheons: Gold, Silver, Bronze.
- Improved A.V.C. characteristics.

## C. T. CHAPMAN (Reproducers) LTD

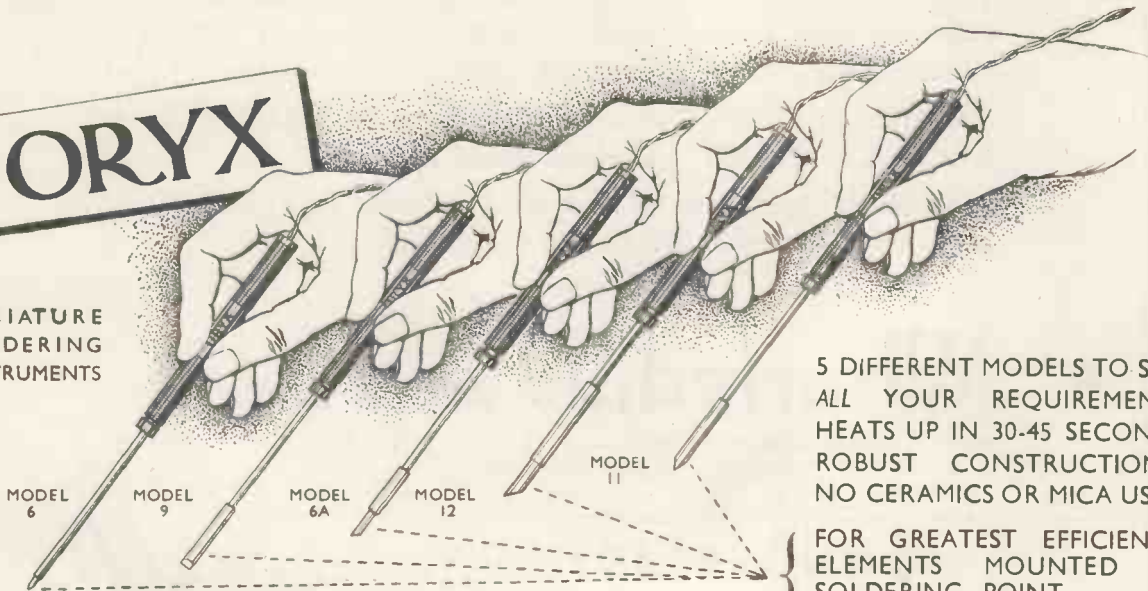
RILEY WORKS, RILEY STREET, CHELSEA, S.W.10

FLAxman 4577/8

Export Enquiries Invited



MINIATURE  
SOLDERING  
INSTRUMENTS



5 DIFFERENT MODELS TO SUIT ALL YOUR REQUIREMENTS. HEATS UP IN 30-45 SECONDS. ROBUST CONSTRUCTION - NO CERAMICS OR MICA USED.

FOR GREATEST EFFICIENCY ELEMENTS MOUNTED AT SOLDERING POINT.

MANUFACTURED BY  
ORYX ELECTRICAL LABORATORIES LTD.,  
BRIGHTON

SOLE DISTRIBUTORS

**ANTEX** 3 TOWER HILL  
LONDON, E.C.3  
Phone: ROYal 4439

SELLING BRISKLY IN MORE THAN 16 FOREIGN COUNTRIES—WHERE SUPERIOR QUALITY IS ALSO APPRECIATED

Model	Con- sumption	Voltage	Bit Diameter	Weight	Length	Price	Spare Bits
12	12 watts	6, 12, 24 or 50	3/16" (4.8 mm)	0.5 oz.	6 1/2"	25/-	2/-
11*	10 watts	6 only	5/32" (4 mm)	0.5 oz.	6"	35/-	7/6
9	8.3 watts	6, 12 & 24	5/32" (4 mm)	0.25 oz.	6"	25/-	1/8
6A	6 watts	6 only	3/32" (2.4 mm)	0.25 oz.	6"	25/-	1/8
6	6 watts	6 only	1/16" (1.6 mm)	0.25 oz.	6"	25/-	fixed bit

\* Model 11—Special High Temperature Model.



# S·H·F Radio Links

BY

## Standard

The modern trend is towards super-high-frequency radio links for broad-band communications, a field in which *Standard* has played a leading role since 1931. Including recent orders *Standard* SHF links will effectively contribute a potential capacity of no less than 5 000 000 telephone channel miles to world communications. The advantages of *Standard* SHF Radio links, particularly over terrain where cable laying presents difficulties, are that each installation can provide up to 7 both-way radio channels. Each channel may be equipped to carry television signals of 405-, 525- or 625-line definition standards or up to approximately 600 telephone channels.


***Pioneers in Microwave Communications***



***Standard Telephones and Cables Limited***

Registered Office : Connaught House, Aldwych, London, W.C.2

TRANSMISSION DIVISION, NORTH WOOLWICH, LONDON, E.16



We will gladly send you our catalogue and full information on request

VITAVOX LIMITED, Westmoreland Road, London, N. W. 9, Telephone: COLindale 8671

## M. R. SUPPLIES Ltd.

(Established 1935)

Largest stockists of F.H.P. GEARED MOTORS—full details in our List GM/355, copy on request. Production and Research managers please note. The following special offers, all new and perfect material, are for immediate delivery. Prices nett.

**A.C. SOLENOIDS** (Webber). Operation on 230/250 v. A.C., exerting an 8lb. pull when energised. Size 2 1/2 in. by 2 1/2 in., new 16/8 (des. 1/3).

**RUNNING TIME METERS**, various makes, ex Govt. Operation on 200/250 volts, 50 cycles (synchronous) 4-dial index, indicating up to 9,999 hours with 1/10th index. Size 4 1/2 in. dia. by 3 in. deep, with back terminals. In good condition, 35/- (des. 2/-).

**HIGH DUTY AIR BLOWERS** (Sirocco Fan Co.). Powered with 1 h.p. series wound totally enclosed ball-bearing motor, 110 volts AC/DC. Dia. of round inlet and outlet 6 in., overall length 2 1/2 in. Delivery 1,000 c.f.t./min., quiet running. We offer 20 only of these, unused, at only £10/17/8 each (despatch U.K. mainland 12/6).

**SMALL GEAR BOXES**. Double worm gear, 300/1 reduction. In die-cast housing 2 1/2 in. by 2 1/2 in. Final shaft 1 1/2 in. prof. Ball bearings, transmission up to 1/10th h.p., 45/- (des. 1/6).

**ONE-EIGHTH H.P. MOTORS** (E.E. Co.), 230/250 v. 50 c. 1 ph. ball bearings, Cap/Ind., 2,800 r.p.m., new 23/15/- (des. 5/-). Also **ONE-HALF H.P. MOTORS** (Newman) 230/250 v. 50 c. 1 ph. ball bearings, Cap/Ind., 1,425 r.p.m., new, £6/15/- (des. 7/6). Also **UNIVERSAL** 1/15th H.P. 200/250 v. AC/DC, open type, ball bearings, size 4 1/2 in. by 4 1/2 in. Handy units for Drills, Small Grindstones, Cine Projectors, Mixers, Stirrers, etc., new 37/6 (des. 3/-). Also **COMPLETE SEWING MACHINE MOTOR** OUTFITS, really high quality job and the last at this low price. 200/250 v. AC/DC, fitted suppressors, including motor with fixing bracket, foot control, needle light with switch, belt, etc., with instructions for fixing to any machine, £6/15/- (des. 2/6).

**AIR THERMOSTATS**. We now offer the latest and most useful Kieft model with range adjustable from 35 to 90 deg. F, with close differential of 2 deg. Capacity 15 amps. A.C. (250 v.). Fitted neon indicator and hanging lug, in smart ivory plastic housing 4 1/2 in. by 2 1/2 in. Undoubtedly the best for rooms, laboratories, greenhouses, etc., 47/6 (des. 1/3).

**LONDEX RELAYS**. Very special limited offer. Type LF, 230 v. A.C. coil, 2-pole make, 6-amp. switching (ex-Govt. new), 22/6 (des. 1/-). Also Londex ML, miniature type, 230 v. A.C. coil, 2 pole c.o. 6 amps., 27/6.

**SYNCHRONOUS TIME SWITCHES**, 200/250 v. 50 cycles. Brand new Sangamo-Weston, in compact black plastic housing 4 in. dia. by 3 1/2 in. deep, providing up to three on-off operations per 24 hours, with day-omitting device (use optional), capacity 20 amps. A.C. (250 v.). £5/8/6 (des. 2/-).

**SYNCHRONOUS ELECTRIC CLOCK MOVEMENTS**. 200/250 v. 50 c. with spindles for hours, minutes and seconds hands. In plastic dust cover 3 1/2 in. dia., 2 in. deep, with flex, ready for use. 27/6 (des. 1/-). Set of three Hands, in good style, for 5/7 in. dial, 2/- (We have sold over 20,000 of these.)

**ELECTROMAGNETIC COUNTERS**. Latest G.P.O. type, brand new. 1 in. square by 4 in. long. Counting up to 9,999. Resistance 2,300 ohms, 18/6 (des. 9d.). Also **DUAL** type, operation 20/24 v. D.C. or 50 v. A.C. and fitted with manual re-set. Each contains two separately energised counters each counting up to 9,999 at high speed. In cylindrical housing 3 1/2 in. dia. by 5 in. deep, suitable for panel mount. Brand new, well packed, 37/6 (des. 2/6).

**PAINTON STUD-TAP POTENTIOMETERS**, 50,000 ohms in 15 stud-taps, with locator, in standard screened housing 2 1/2 in. dia. by 3 in. The finest precision potentiometer, 10/6 (des. 9d.).

We carry stocks of B.P.L. Measuring Instruments, Stuart Centrifugal Pumps, Phillips Variable Transformers.

**M. R. SUPPLIES, Ltd., 68, New Oxford St., London, W.C.1**  
Telephone: MUSeum 2958

## JASON for F.M.

### STANDARD TUNER £15.17.0

(including tax)

Four valves type Osram Z.77, one being used as a limiter. This tuner has better than average sensitivity, and the tuning drift is negligible. Useful range at least 60 miles from Wrotham. Permeability tuning. Totally enclosed case. Station names marked on the scale.

Ask your local high fidelity dealer for a demonstration or visit one of the following:—

**Arthurs (Arthur Gray Ltd.)**, 150-152, Charing Cross Road, W.C.2. Temple Bar 5833.

**City Sale & Exchange Ltd.**, 93-94, Fleet Street, E.C.4. CENTral 9391.

**Classic Electrical Co. Ltd.**, 352-364, Lower Addiscombe Road, Croydon, Surrey. ADDiscombe 6061.

**Clyne Radio Ltd.**, 18, Tottenham Court Road, W.1. MUSeum 5929.

**H. C. Harridge**, 8, Moor Street, W.1. GERRard 7108.

**Holley's Radio**, 285, Camberwell Road, S.E.5. RODney 4988.

**Home Radio of Mitcham**, 187, London Road, Mitcham, MITcham 3282.

**A. Imhof Ltd.**, 112-116, New Oxford St., W.C.1. MUS 7878.

**Lanes Radio**, 11, Gardner St., Brighton. BRIGHTon 20773.

**Rogers Developments Co.**, 116, Blackheath Road, S.E.10. TIDeaway 1723.

**Tele-Radio (1943) Ltd.**, 189, Edgware Road, W.2. PAD 4455.

**The Gramophone Exchange, Ltd.**, Astra House, 121-123, Shaftesbury Avenue, W.C.2. TEM 3007.


**Vortexion Ltd.**, 257-263, The Broadway, Wimbledon, S.W.19. LIBerty 2814.

**Webbs Radio**, 100, Dean St., W.1. GER 7308.

**F.M. COMPONENTS**. Coils and chassis with attractive dial available to build the Tuner described in the Data Publications book which costs 2/-.

In case of difficulty please contact:—

**THE JASON MOTOR & ELECTRONIC CO.**  
328, CRICKLEWOOD LANE, LONDON, N.W.2  
SPeedwell 7050



**POST THE COUPON TODAY FOR OUR BROCHURE ON THE LATEST METHODS OF HOME TRAINING FOR OVER 150 CAREERS AND HOBBIES**

**THE ADVANTAGES OF E.M.I. TRAINING**

- ★ The teaching methods are planned to meet modern industrial requirements.
- ★ We offer training in all subjects which provide lucrative jobs or interesting hobbies.
- ★ The student is taken carefully and thoroughly through his chosen subject.
- ★ A tutor is personally allotted by name to ensure private and individual tuition.
- ★ Free advice covering all aspects of training is given to students before and after enrolment with us.

**NEW**

**LEARN THE PRACTICAL WAY — COURSES WITH EQUIPMENT**

With many courses we supply actual equipment thus combining theory and practice in the correct educational sequence. The equipment, specially prepared and designed, remains your property. Courses include: Radio, Television, Electronics, Draughtsmanship, Carpentry, Photography and Commercial Art, Amateur S.W. Radio, Electricity, Languages, Mechanics, etc.



Equipment supplied upon enrolment and remains your property.

**PRIVATE AND INDIVIDUAL TUITION IN YOUR OWN HOME**

Accountancy	Customs & Excise Officer	M.C.A. Licences	Secretaryship
Advertising	Draughtsmanship	Mechanical	Shorthand & Typing
Aeronautical	Engineering	Engineering	Sound Recording
Automobile	Automobile	Motor Engineering	Structural Engineering
Banking	Engineering	Photography	Telecommunications
Book-keeping	Electronics	P.M.G. Licences	Television
Building	Fashion Drawing	Police	Time & Motion Study
Business	Heating & Ventilating	Production	Tracing
Management	Engineering	Engineering Servicing	Welding
Carpentry	Industrial Administration	Radio & Television	Writing
Chemistry	Journalism	Radio Engineering	Workshop Practice
Civil Service	Languages	Refrigeration	Works
Civil Engineering	Marine	Retail Shop Management	Management and many others.
Commercial Subjects	Engineering	Salesmanship	
Commercial Art & Drawing	Mathematics	Sanitation	

Also courses for University Degrees, General Certificate of Education, B.Sc. Eng., A.M.I. Mech. E., L.I.O.B., A.C.C.A., A.C.I.S., A.M. Brit. I.R.E., A.M.I.I.A., City & Guilds Examinations, R.S.A. Certificates, etc.

**Courses from 15/- per month**

**EMI**

**INSTITUTES**

**THE ONLY POSTAL COLLEGE WHICH IS PART OF A WORLD-WIDE INDUSTRIAL ORGANISATION**

**POST THIS COUPON TODAY**

Please send without obligation your FREE book.  
**E.M.I. INSTITUTES Dept. 127k,**  
 Grove Park Road, London, W.4.

NAME .....

ADDRESS .....

SUBJECT(S) OF INTEREST .....

(We shall not worry you with personal visits)

FEBRUARY

IC38a



# 3-D Stereophonic Sound Is Here

ANOTHER SOUND BARRIER OVERCOME BY TSL

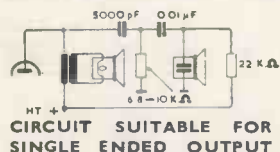
**GOLD PLATED DIAPHRAGM.** With a gold sputtered polythene diaphragm for purity of tone these electrostatic loudspeakers, recently introduced into this country by TSL, are designed to reproduce the very high frequencies in the sound spectrum and to operate between 7 and 20 kc/s where the ordinary dynamic loudspeaker sounds flat and lifeless when reproducing certain symphonic passages. To obtain life-like high quality reproduction and reception, just add one or more high fidelity TSL electrostatic speakers to your receiver, radiogram, television or AM/FM receiver.

**THREE MODELS AVAILABLE.** To meet differing conditions and types of amplifiers TSL market three models of their electrostatic "tweeters."

Type LSH 75. For single ended output and small push-pull amplifiers. Type LSH 518. A high output wide-angled model for medium power amplifiers. Type LSH 100. A high power diffused model for all classes of amplifier.

**INSTALLATION.** TSL electrostatic loudspeakers must be operated from a high impedance source, i.e., from the primary of the existing output transformer. They are not suitable for connection at speech coil impedance.

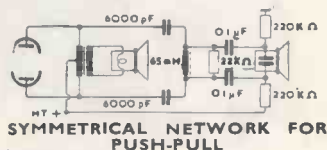
**FITTING A TSL ELECTROSTATIC SPEAKER** to any ordinary receiver is simple—it merely entails the addition of resistors and capacitors.



CIRCUIT SUITABLE FOR SINGLE ENDED OUTPUT

To fit an LSH 75 the best method is to suspend the unit centrally in front of the cone of the existing speaker. When two or more electro-

static units are to be added they should be mounted as near to the dynamic loudspeaker as possible. Leads from the equipment to the electrostatic "tweeters" should be kept to the minimum length.



SYMMETRICAL NETWORK FOR PUSH-PULL

**CIRCUITS.** The circuits illustrated are but two of the many ways in which electrostatic units may be added to existing receivers and amplifiers. Circuit values are the same for each model. Resistor and capacitor, or choke and capacitor values, have been chosen to provide necessary filter constants to prevent frequencies of the middle and lower registers reaching the electrostatic units.

- Type LSH 75 ..... 126/d.,
- Type LSH 518 ..... 17/6d.,
- Type LSH 100 ..... 21/-.

(Purchase Tax Free)

Full Instructional data supplied with each model.

The frequency response of each model is identical and is as follows:—

3 kc/s response	0dB
8 kc/s "	13dB
10 kc/s "	15dB
12 kc/s "	18dB
14 kc/s "	18dB
16 kc/s "	18dB
18 kc/s "	13dB
20 kc/s "	10dB



TYPE LSH 100

EXPORT ENQUIRIES INVITED.

Ask your local retailer, or in case of difficulty write, phone or call:—

**TECHNICAL SUPPLIERS LTD.,**

Hudson House, 63 Goldhawk Rd., W.12. SHE 2581/4794

- T/V TECHNOLOGY
- RADIO ENGINEERING
- ELECTRONICS
- RADIO SERVICING

There's a big future in T/V and Radio. Act now! Increase your knowledge. Back up experience with a sound theoretical background. I.C.S. offer courses of instruction in—

- T/V TECHNOLOGY ● ADVANCED SHORT-WAVE RADIO ● RADIO ENGINEERING ● RADIO SERVICE ENGINEERING ● INDUSTRIAL ELECTRONICS ● ELECTRONIC ENGINEERING ● FREQUENCY MODULATION ● RADAR

I.C.S. will also coach you for the following examinations:— B.I.R.E.; P.M.G. Certificate for Wireless Operators; Radio Servicing Certificate (R.T.E.B.); C. & G. Telecommunications, etc., etc.

**DON'T DELAY—SEND COUPON TODAY** for free descriptive booklet, stating which subject or examination interests you. Fees include all books needed. Examination students coached until successful

Reduced terms for H.M. Forces, Dept. 223D, I.C.S., 71 Kingsway, W.C.2.

INTERNATIONAL CORRESPONDENCE SCHOOLS, Dept. 223D, International Buildings, Kingsway, London, W.C.2.

Please send Booklet on subject .....

Name..... Age.....  
(Block letters, please)

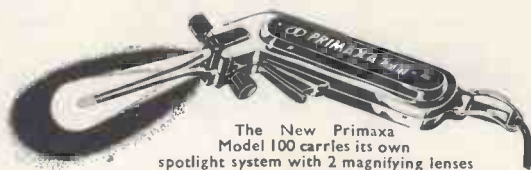
Address.....



Introducing The New

## PRIMAX SOLDERING GUN 92/6 post free

SPOTLIGHT



The New Primax Model 100 carries its own spotlight system with 2 magnifying lenses for uniform and shadow free illumination of the soldering spot. It is a **HEAVY DUTY** solderer, with increased soldering power and is ready for action in 6 seconds. Can be used intermittently without overheating. Available in 110, 200/220, 220/250 v., for A.C. only. 50/60 cycles (100 watts). Long life soldering bits easily replaceable.

### SHORT TECHNICAL DATA

Power consumption .....	100 watts
Heating Time .....	6 seconds
Effective Area .....	4 sq. in.
Weight .....	34 ounces
Cable Length .....	6 feet

THE **PRIMAX** SOLDERING GUN (60 WATTS)

Price 72/6

IS AVAILABLE AS BEFORE

**One Year's Guarantee**


(except for the Soldering bits)

Sole Distributors

**S. KEMPNER LTD.**

29, Paddington Street, LONDON, W.1

Phone HUNTER 0755



**\* FREQUENCY SHIFT TELEGRAPH TERMINAL EQUIPMENT**

Designed to work in conjunction with conventional receivers for the reception in dual diversity, of wide or narrow band frequency-shift and on/off, or reversed on/off, hand or automatic radio telegraph and teleprinter signals. Up to 85 db of rapid variation in input signal level can be accepted with frequency-shift working, and up to 35 db with on/off or reversed on/off, working. Keying speeds up to 200 bauds can normally be handled—this range can be extended if required. This versatile receiver is also suitable for use with the new 50 c/s Pilot Carrier frequency shift system.

# A.T.E. Telegraph Equipment


**TELEGRAPH DISTORTION MEASURING SETS**

This equipment is available either in portable form or arranged for standard width rack mounting. There are two units each 18½" x 11½" x 13½", both mains driven. Either may be used independently for certain tests or both may be used in combination to cover a comprehensive series of tests. These tests, which need not interfere with normal transmission, cover transmission and reception. The transmitting unit can send perfect or distorted signals at any speed from 20 to 80 bauds. It can generate reversals and character repetitions and incorporates a 100 character test message sender. An additional feature of this unit is its use as a relay tester.


The receiver unit indicates the distortion on a working circuit without interrupting the service. Each element of a start-stop signal appears separately on the CRT which produces a spiral time base display, suitable for operation at speeds from 20 to 80 bauds.

**\* REGENERATIVE REPEATER**

A mains operated, start-stop, five unit code equipment. Designed for use in both radio and line teleprinter circuits to regenerate and correct distorted signals, it also arranges for the automatic insertion of correct length stop-elements and the rejection of spurious signals.



*Details of these and other telegraph equipments will gladly be sent on request.*



## AUTOMATIC TELEPHONE & ELECTRIC COMPANY LTD.

(RADIO & TRANSMISSION DIVISION) *Stowger House, Arundel Street, London, W.C.2.*


Telephone: *TEMple Bar 9262.*

Telegrams: *Stowgerex London.*

*Stowger Works, Liverpool 7.*

# Bullers CERAMICS FOR INDUSTRY

High quality material and dimensional precision are attributes of Bullers die-pressed products. Prompt delivery at competitive prices.



We specialise in the manufacture of — **PORCELAIN** for general insulation  
**REFRACTORIES** for high-temperature insulation

**FREQUELEX** for high-frequency insulation  
**PERMALEX & TEMPLEX** for capacitors



## BULLERS LIMITED

MILTON · STOKE-ON-TRENT · STAFFS  
Phone: Stoke-on-Trent 21381 (5 lines) · Telegrams & Cables: Bullers, Stoke-on-Trent  
Ironworks: TIPTON, STAFFS London Office: 6 LAURENCE POUNTNEY HILL, E.C.4  
Phone: Tipton 1691 Phone: MANsion House 9971

*and now*

### S. G. Brown SINGLE HEADSET with BOOM MICROPHONE for :—

TELEPHONE OPERATORS  
CONFERENCE INTERPRETERS  
BROADCASTING TECHNICIANS

Designed with fully adjustable single earpieces and microphone. Leave both hands free. Enables operators to listen and speak, independently.

Earpad and Microphone housings moulded from dermatitis-proof rubber. Designed to withstand very heavy wear. (Available with two earpieces if desired.)

S. G. Brown provide Head-phones and associated equipment for all known purposes. Brochure 'W' sent on request.

Telephone: Watford 7241

# S.G. Brown, Ltd.

SHAKESPEARE STREET, WATFORD, HERTS.

## BROOKES Crystals

for DEPENDABLE frequency control

● Illustrated above is a Type SJ Crystal Unit from a range covering 3-20 mc/s and on the right is a Type SM Crystal Unit from a range covering 3-20 mc/s.

All Brookes Crystals are made to exacting standards and close tolerances. They are available with a variety of bases and in a wide range of frequencies. There is a Brookes Crystal to suit your purpose—let us have your enquiry now.

### Brookes Crystals Ltd

Suppliers to Ministry of Supply, Home Office, B.B.C., etc.  
181/3 TRAFALGAR ROAD, LONDON, S.E.10  
Phone: GREenwich 1828 Grams: Xtals Green, London



**Important  
announcement**



# *New Orthophonic<sup>★</sup> High Fidelity*

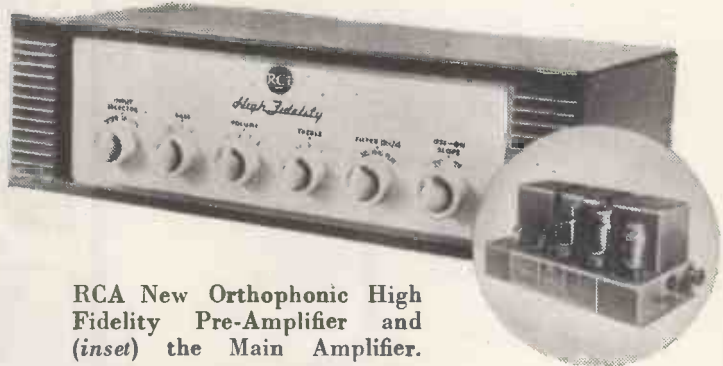
Expert public and musical opinion has suggested that the terms "High Fidelity" or "Hi-Fi" are not always used in the sense in which they were originally conceived, namely to describe the very peak of performance in sound reproduction.

There would appear to be a need for standards to be established, and to be adhered to, by all who would wish to use these terms. In the absence of such an agreement at the present time, RCA announce that their range of "High Fidelity" products will henceforth be styled "**New Orthophonic High Fidelity**" and that this name will be used only in respect of audio equipment of pinnacle performance.

★ ORTHOPHONIC (*adj.*) facsimile sound (*music*) a faithful reproduction of the living performance. (*Ortho* correct *phonic* pertaining to sound)

## Hear RCA Today!

You've only to hear the "New Orthophonic High Fidelity" equipment to realise that RCA have indeed achieved the closest approach to concert hall realism so far. Your dealer will be pleased to arrange a demonstration. Meanwhile may we send you a fully descriptive folder.



RCA New Orthophonic High Fidelity Pre-Amplifier and (inset) the Main Amplifier.

**£48 0 0 Complete**

**RCA PHOTOPHONE LIMITED**

An associate Company of Radio Corporation of America

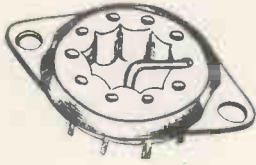
LINCOLN WAY, WINDMILL ROAD, SUNBURY-ON-THAMES, MIDDLESEX  
Sunbury-on-Thames 3101

# McMurdo

## FLYING LEAD VALVEHOLDERS

Designed for the new "Special Purpose" B7G/F and B9A/F valves which have flexible leads in place of pins; these valveholders provide many advantages.

- Connecting tags for both valve leads and circuit wiring
- Low loss and minimum capacitance with PTFE insulation
- Assisted valve cooling by specially designed bulb clamp
- Standard fixing dimensions as for conventional valveholders
- May be fully screened by adding standard screening cans
- Full mechanical protection of valve when assembled



Full details on request

THE McMURDO INSTRUMENT CO. LTD. ASHTEAD, SURREY

Telephone ASHTEAD 3401

FLV 1

# BK

PARTNERS

invite you to consult  
them for all your  
high quality  
audio equipment  
requirements . . .

Our recommendations will include:

- |              |              |
|--------------|--------------|
| ● ACOUSTICAL | ● ARMSTRONG  |
| ● CHAPMAN    | ● COLLARO    |
| ● DYNATRON   | ● GARRARD    |
| ● GOODMAN'S  | ● GOODSSELL  |
| ● JASON      | ● ORTOFON    |
| ● LEAK       | ● ROGERS     |
| ● R.C.A.     | ● WHARFEDALE |
| ● TANNOY     |              |

H.P. TERMS AVAILABLE

We also have pleasure in introducing

**a new range of**

Traditional and Contemporary Equipment Consoles . . .

Send for details of these, and our range of Specialised Loudspeaker enclosures.

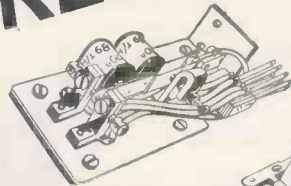
Come and hear it for yourself at **B. K. PARTNERS LTD.**

Demonstrations  
Daily 10.30 a.m.—5.30 p.m.  
Saturday 10.30 a.m.—12.30 p.m.

229 REGENT ST., LONDON, W.1  
(ENTRANCE HANOVER ST.).  
Telephone: REG 7363

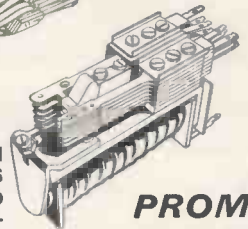
# RELAYS

P.O. TYPES  
TO YOUR  
SPECIFICATION




## 3000 TYPES

Standard or special  
COILS and CONTACTS  
up to 80,000Ω and up to  
8 c/o's. 600 and HIGH-  
SPEED TYPES also  
Supplied.



PROMPT  
DELIVERY



LARGE  
STOCKS  
OF  
KEYSWITCHES

## THE KEYSWITCH CO.

ALL POST OFFICE EQUIPMENT

Enquiries to Sales Manager

126 KENSAL ROAD, LONDON, W.10

Telephone: LAD. 0666, 4640

# PRECISION *High Fidelity* 4 SPEED TRANSCRIPTION UNITS

Engineered by Swiss Master craftsmen  
for the discerning listener.



With variable speed adjustment and introducing the **NEW UNIQUE** groove location device.

## OTHER MAIN FEATURES

- Speed continuously variable from above 78 r.p.m. to below 16 r.p.m. Pre-set adjustable "click-in" positions for 78, 45, 33½ and 16 r.p.m.  
*These features are invaluable for:*  
Playing old celebrity discs requiring speeds above 78 r.p.m.  
Tuning record pitch to a musical instrument.  
Correcting for mains frequency variations.
- Accurately balanced heavy precision made turntable eliminates Wow and Flutter
- Unique VERTICAL EDGE-DRIVE PULLEY principle eliminates Rumble.
- Less than 1% change in speed for up to 13% change in Line Voltage.
- Large resilient 4-pole constant velocity motor.
- External adjustment provided for precision diecast arm with plug-in shell. Fitted as standard on models GL50-3, GL50-4 and GL56 with the superb Goldring Variable Reluctance Cartridge No. 500.

Diamond Styli now available at £3/15/0. P.T. £1/4/6.

Type GL50-4 Four speed. Price **£15/15/0**  
110-250 volts, 50 cycle. P.T. £6/2/10

Type GL55 Four speed. Price **£12/12/0**  
110-250 volts, 50 cycle less pick-up and arm. P.T. £4/18/4

Type GL50-3 Three speed. Price **£15/15/0**  
100-250 volts, 40-60 cycles. P.T. £6/2/10

Type GL56 Four Speed. Price **£16/16/0**  
110-250 volts, 50 cycle with pick-up arm and cartridge number 500. P.T. £6/11/0

The above are not fitted with groove location device.

The above have groove location device.

Sole Concessionaires for Great Britain and the British Commonwealth.

# GOLDRING Manufacturing Company (Great Britain) LTD.

486/488, HIGH ROAD, LEYTONSTONE, LONDON, E.11. LEYtonstone 1252 & 1081



*... in the matter of electronics*



**TELEVISION  
EQUIPMENT  
DEVELOPMENT**

ELECTRICAL REVIEW is complementary to *Wireless World* in the rapidly expanding field of electronics, providing a comprehensive survey of the progress and needs of each branch of industry.

This weekly journal has for over 80 years been Britain's recognised authority on every aspect of the generation, distribution and utilisation of electricity.

In addition, ELECTRICAL REVIEW provides that frequent analysis of technical developments and news from all spheres of industry which is so essential to every progressive electrical engineer. Add ELECTRICAL REVIEW to your regular reading, available from all newsagents or direct from the publishers.


Published Fridays 1s. 6d.

Annual subscription Home and Overseas £4 10s.0d  
U.S.A. and Canada \$14.00.

## ELECTRICAL REVIEW

BRITAIN'S ELECTRICAL JOURNAL—FRIDAY 1s. 6d.

DORSET HOUSE, STAMFORD STREET, LONDON, S.E. 1



### FREQUENCY METERS

2½-8" up to 10,000 cycles

### DIFFERENTIAL A.C. CURRENT METERS

COMPARING THE MAGNITUDE OF TWO CURRENTS.

A full range of switchboard and portable instruments, including four types of Millirange Meters.

### THE ELECTRICAL INSTRUMENT CO. (HILLINGTON), LTD.

Boswell Square Industrial Estate, Hillington, Glasgow, S.W.2. Halfway 1166 and 2194

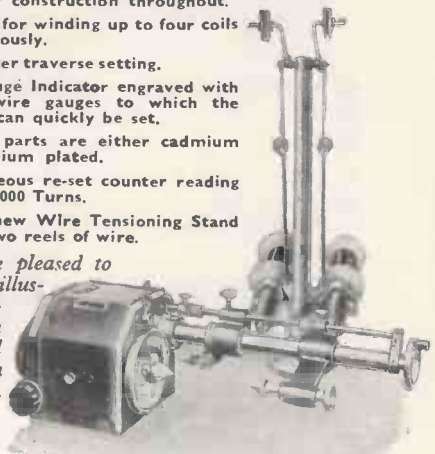
### AUTOMATIC COIL WINDING MACHINE

Type A1/1. (25-50 S.W.G.) Type A1/X. (19-46 S.W.G.)

This machine is the most modern on the market and it possesses many exclusive refinements including:

- Dustproof construction throughout.
- Provision for winding up to four coils simultaneously.
- Micrometer traverse setting.
- Wire Gauge Indicator engraved with various wire gauges to which the machine can quickly be set.
- All steel parts are either cadmium or chromium plated.
- Instantaneous re-set counter reading up to 100,000 Turns.
- Entirely new Wire Tensioning Stand to hold two reels of wire.

*We will be pleased to send you an illustrated leaflet giving a full technical specification on request.*



## KOLECTRIC LTD

73 UXBRIDGE ROAD, EALING, LONDON, W.5

Ealing 8322

# RADIO HAM SHACK Inc.

368 GREENWICH ST., NEW YORK, N.Y., U.S.A. CABLES: HAMSHACK, NEWYORK

SPECIALISTS IN MILITARY & COMMERCIAL ELECTRONICS EQUIPMENT:

AIRCRAFT — GROUND — MARINE — MOBILE

LARGEST STOCKISTS IN THE WORLD

WE SELL — — — WE BUY

## TRANSMITTERS AND RECEIVERS

APN-1	Altimeter aircraft	
ARR	Receiver aircraft	195-9050 KC
ARC-1	Tranceiver aircraft	100-156 MC
ARC-3	Tranceiver aircraft	100-156 MC
ARC-4	Tranceiver aircraft	140-144 MC
ARC-5	Xmitter and receiver	LF-MP-HF-VHF
ARN-1	Altimeter, aircraft	
ARN-5	Glide path receiver	332.6-335 MC
ARN-6	Radio compass airborne	100-1750 KC
ARN-7	Radio compass aircraft	100-1750 KC
ARR-2	Receiver, aircraft	234-258 MC
ARR-3	Sonobuoy receiver	60-72 MC-FM-
ART-13	Transmitter	200 KC-18 MC
BC-191	Transmitter	200 KC-12.5 MC
BC-223	Transmitter, marine	2-6.2 MC
BC-312	Receiver	1-7-18 MC
BC-342	Receiver	1-2-18 MC
BC-348	Receiver	200 KC-18 MC
BC-375	Transmitter	200 KC-18 MC
BC-845	Tranceiver	420-500 MC
BC-611	Handy talky	3-6 MC
BC-610	Transmitter	2-18 MC
BC-639	Receiver	100-156 MC
BC-640	Transmitter	100-156 MC
BC-1023	Marker Beacon receiver	75 MC
BC-1206	Beacon receiver	195-420 KC
CRC-7	Handy talky	140.58 MC
CRT-3	Xmitter, emergency	500 KC-8280 KC
DAB	Direction finder ground	2-18.1 MC
DAK	Direction finder marine	250-1500 KC
DFC-2	Tranceiver/direct. finder	2-3.4-5 MC
E74336	Transmitter	2-20 MC
FRC-1	Tranceiver	1.5-12.5 MC
GRC-9	Tra. sceiver	
MN-23	Radio compass	150 KC-12 MC
PPN-1	Beacon transev. ground	214-234 MC
RA10DB	Compass receiver	150 KC-10 MC
RAK-7	Receiver	15-800 KC
RAL-7	Receiver	-9-23 MC
RBZ	Receiver, portable	2-5.8 MC
RC-103	Recev. glide path	108.3-110.3 MC
RC-189	IFF systems	100-186 MC
SCR-269D	Radio compass	200-1750 KC
SCR-274N	Airborne command sets	LF-MP-HF-VHF
SCR-284	Rec/xmitter, mobile	3.8-5.8 MC
SCR-291	Radio direction finder	1-5-30 MC
SCR-300	Tranceiver, portable	40-48 MC FM
SCR-503	Radio direction finder	100-3000 KC
SCR-506	Receiver/transmitter	200-2-6 MC
SCR-508	Recev/xmitter, mobile	20-27.9 MC FM
SCR-509	Tranceiver	20-27.9 MC FM
SCR-510	Tranceiver, mobile	20-27.9 MC FM
SCR-511	Tranceiver, portable	2-6 MC
SCR-522	Tranceiver, mobile	100-156 MC
SCR-538	Handy talky	3-6 MC
SCR-543	Tranceiver, mobile	168-445 MC
SCR-555	Radio direction finder	18-65 MC
SCR-578	Transmitter	600 KC
SCR-608	Receiver/transmitter	27-38.9 MC FM
SCR-609	Tranceiver	27-38.9 MC FM
SCR-610	Tranceiver	27-38.9 MC FM
SCR-625	Port. metal detector	
SCR-694	Tranceiver	3.8-6.5 MC
SCR-718	Altimeter, high alt.	0-40,000 FT
TBY	Transmitter, portable	28-80 MC
TCS	Receiver/transmitter	200-15-12 MC
TRC-1-3-4	Radio relay station	70-99 MC FM
TRC-8-11-12	Radio relay station	230-250 MC FM
TRC-10	Tranceiver, portable	2-12 MC
VRC-3	Tranceiver	40-48 MC FM
19 MK-2	Tranceiver	230-240 MC 2-8 MC
27AA	Transmitter	300-500 KC 2-15 MC

## VALVES

### INDUSTRIAL AND MILITARY TYPES

Receiving	Voltage Regulators		
Transmitting	Crystal Rectifiers		
Klystrons	Gas Switching		
Magnetrons	Phototubes		
Thyratrons	Ignitrons		
Cathode Ray	Transistors		
Microphones	Keys		
	Headsets		
BMC-1	MASK J-37	H-16U	HI IMP.
T-17	HAND J-38	H8-23	HI IMP.
T-30	THREAT J-45	H8-30	LOW IMP.
T-32	DESK J-47	H8-33	LOW IMP.
T-45	LIP J-48	H8-28	LOW IMP.

MANY OTHERS AVAILABLE FROM STOCK

Over one million tubes of all types in stock. Your inquiries will be promptly answered.

## RADAR

APA-10	Panoramc adaptor	5-3000 MC
APA-11	Pulse analyser	
APA-18	Bomb/weight marker	.25-1 KMC
APA-17	Direction finder	
APA-23	Auto. sig. recorder	
APA-38	Panoramc adaptor	10 MC band
APN-4A	Loran	
APN-4B	Loran	
APN-9	Loran, lightweight	
APN-7	Transponder, IFF	8-band
APN-19	Radar beacon	8-band
APQ-5	Blind bombing	
APR-1	Search receiver	40-3400 MC
APR-2	Search rec/reeder	15-1000 MC
APR-4	Search receiver	38-4000 MC
APR-5	Search receiver	1-3.1 KMC
APR-6	Search receiver	6-10 KMC
APR-2	Airborne search	8-band
APS-3	Airborne search	X-band
APS-4	Airborne search	X-band
APS-6	Search/gun aiming	X-band
APS-8	Airborne search/nav.	X-band
APR-13	Aircraft warning	420 MC
APS-15	Search/blind bomb	X-band
APR-10	Radar jammer	105-780 MC
APT-5	Radar jammer	
APT-5	Transponder, IFF	187-212 MC
APX/2	Ground beacon	8-band
CPN-3	Ground beacon	X-band
CPN-8	Ground beacon	8-band
CPN-17	Ground beacon	8-band
SCR-582A	Harbor search	8-band
SCR-584	Ground radar	8-band
SCR-602	Ground radar	220 MC
SCR-720	Radar aircraft	8-band
TPL	Mobile ground	8-band
TPS-1	Ground portable	1100 MC
UPN-1	Radar, beacon, IFF	8-band
UPN-2	Radar, beacon, IFF	8-band
SD-SC-SK-SL-SN-SQ-SQ	Navy Radar	
VC-YD-VE-VF-VG	remote radar repeaters	

## DYNAMOTORS — GENERATORS — INVERTERS

Type	Used with	Type	Used with
BD-77	BC-191	MG-149H	
BD-86		MG-153F	
BD-94		MP-10G	TA-2J-24
DA-19A	ETA-1B	PE-59	SCR-240
DM-22	BC-192	PE-73	BC-375
DM-28	BC-348	PE-75	MANY
DM-32	COMMAND	PE-77	EE-97
DM-33	COMMAND	PE-86	RC-19
DM-34	SCR-508	PE-94	SCR-522
DM-35	SCR-508	PE-95	SCR-499
DM-36	SCR-508	PE-98	SCR-522
DM-37	SCR-508	PE-101	SCR-515
DM-40	SCR-506	PE-103	SCR-284
DM-41	SCR-506	PE-104	SCR-284
DM-42	SCR-506	PE-108	SCR-543
DM-43	SCR-506	PE-109	SCR-269
DM-44	RC-103	PE-125	SCR-245
DM-45	SCR-808	PE-218	SCR-519A
DM-65	SCR-808	PE-237	SCR-694 and
DY-1	ARR-2X		GRC-9
DY-2	ARR-2	PU-7	VARIOUS
DY-9	ARC-1	PU-16	VARIOUS
DY-10	ARC-3	800-1	VARIOUS
DY-11	ART-13	PE-110	SCR-534
DY-12	ART-13	PE-112	SCR-518
DY-17	ART-13	PU-6/TPS-1	TPS-3
DY-21	ARC-3	PP-4	APQ
DY-22	ARC-3	PP-81	APT-4
GN-35	PP-87		APT-4
GN-37	SCR-178	PP-104	APT-5
GN-45	SCR-284	RA-34	BC-191
GN-50	PE-162	RA-38	SCR-269
GN-53	SCR-694	RA-42	BC-375
HRP-28	RA-62		SCR-624
MG-149F	RA-87		TELETYPE

## TELEPHONE AND TELEGRAPH

BC-1018	CW ink tape recorder
BD-71	6 line switchboard
BD-72	12 line switchboard
EE-9	Field phone
EE-65	Line test set
EE-99	Telephone repeater
RC-261	Remote control
TG-5	Code oscillator
TG-10	Ink tape reproducer
TG-34	Code practice keyer
TP-9	Long range field phone

Civilian and military telephone and telegraph centrals, carriers, switchboards, facsimile and teletype.

## TEST EQUIPMENT

TS-3/AP	Power and freq. meter	8-band
TS-7/ASQ	Magnetic compensator	
TS-10/AP	Altimeter test set	Delay line
TS-12/AP	Standing wave ind.	X-band VSWR
TS-13/AP	Sig. gen. freq. mtr.	X-band
TS-14/AP	Sig. gen. pwr. mtr.	8-band
TS-15/AP	Fluxmeter	1.2-4.5K GAUSS
TS-16/APN	Altimeter test set	340-7250 CYC
TS-18/AP	Calibrator divider	100:1-15:1
TS-19/APG-5	Altimeter test set	491.04 MC
TS-23/APN	Test oscillator	246 MC
TS-24/ARR-2	Line test set	0-50 MEG, 1-3 MFD
TS-28/UPN	Synchroscope	1 KC FM, 70-100 MC
TS-32/TBO-1	Frequency meter	X-band
TS-33/AP	Portable oscilloscope	Fast sweep
TS-34/AP	Sig. gen. pwr. and freq. mtr.	X-band
TS-35/AP	Power meter	X-band
TS-36/AP	Power and freq. meter	X-band
TS-45/APM-3	Signal generator	40-500 MC
TS-47/APR	Goniometer	
TS-51/APG-4	Standing wave ind.	L-band
TS-59/APN	Delay line altimeter	High alt.
TS-81/AP	Echo box	8-band
TS-82/AP	Echo box	X-band
TS-87/ARN-5	U/w/with RC103/ARN5	
TS-69/AP	Calibrator freq. meter	4-1KMC
TS-74/UPM	Attenuator and phantom ant.	8-band
TS-75/U	Test meter	U/w/with 7876
TS-76/APM-3	Wave guide kit	U/w/with 7845
TS-78/U	Phantom antenna	100-156 MC
TS-89/AP	Voltage divider	X-and 8-bands
TS-91/TPS-1	Echo box	1050-1110 MC
TS-92/AP	Broad band alignment	20-250 MC
TS-98/AP	Decade resistor	22.85:1
TS-100/AP	Oscilloscope circular sweep	
TS-102/AP	Range calibrator	Sine wave 327.8 KC
TS-108/AP	RF dummy load	X-band
TS-110/AP	Echo box	8-band
TS-111/CP	Wavemeter	8-band
TS-117/CP	Wavemeter, absorption	8-band
TS-138/AP	RF wattmeter	20-1000 MC, 5-500 W
TS-180/UP	Sig. gen. pwr. meter	X-band
TS-125/AP	Power meter	8-band
TS-128/AP	Radar range calibrator	400 YD. PIFPS
TS-127/U	Frequency meter	375-725 MC
TS-131/AP	Field strength meter	20-3000 MC
TS-133/UPM-1	Wavemeter	115-235 MC
TS-124/UPM-1	Wavemeter	460-570 MC
TS-146/UP	FM Sig. gen. wave and pwr. mtr.	X-band
TS-147/UP	Sig. gen. pwr. freq. meter	X-band
TS-148/UP	Spectrum analyzer	X-band
TS-155/UP	Pulse generator	8-band
TS-159/TPK	Sig. gen. pwr. freq. mtr.	150-200 MC
TS-162/APN-5	Test oscillator	332.8-335 MC
TS-173/U	Frequency meter	90-450 MC
TS-174/U	Frequency calibrator	20-280 MC
TS-175/U	Frequency calibrator	85-1000 MC
TS-182/UP	Signal generator	187-187 MC
TS-184/AP	Echo box	400-430 MC
TS-192/CPM-4	Wavemeter	5-band
TS-204/AP	Reflectorometer	
TS-218/UP	Tuned cavity	X-band
TS-226/AP	Wattmeter to K KW	400-425 MC
TS-247/APM-48	Wavemeter	215-275 MC
TS-248/AP	Attenuator calibrator	Delay line
TS-251/UP	Loran sig. generator	1700-2010 KC
TS-253/UP	Sig. gen. pwr. and freq. mtr.	X-band
TS-259/AP	FM signal generator	
TS-263/TPS-10	Sig. gen. wattmeter	X-band
TS-268/UP	Xtal rect. test set	
TS-270/UP	Echo box	8-band
TS-278/AP	Test set	400-420 MC
TS-287/U	Multimeter	
TS-309/U	Sweep generator	5-65 MC
TS-323/UB	Frequency meter	
TS-324/UB	Multimeter	
TS-375/U	Voltmeter	
TS-382/U	Audio oscillator	100 KC
TS-505/U	Vac. tube voltmeter	
I-48	Megohmmeter	0-1000 MEG
I-58	Wheatstone bridge	0-10 MEG
I-68	Tube tester voltohmmeter	
I-72	Signal generator	100 KC-32 MC
I-83	Dynamotor test set	
I-86	Generator	470 MC
I-96A	Signal generator	100-156 MC
I-100A	Radio ADF test set	
I-104	Signal generator	100-156 MC
I-203A	Bolometer	8-band
I-208	Signal generator	1.9-45 MC
I-222A	Signal generator	8-230 MC
IE-17	Handy talky test set	
IE-19	SCR522 test set	100-156 MC
IE-38	SCR522 test set	
IE-38	IFF test set	156-166 MC
IE-56	IFF test set	160-156 MC
BC-221	Frequency meter	125-2000 KC
BC-376	Signal generator	75 MC
BC-1068	Test receiver	150-225 MC
BC-1077	Signal generator	8-band
BC-1203	Modulator unit	
BC-1277A	Sig. gen. pulsed	8-band
BC-1287	Oscilloscope	

RADIO HAM SHACK is proud of its reputation founded on years of efficient, reliable service to our overseas clients. Fifty thousand square feet of testing laboratories, reconditioning shops and warehouses is your assurance of the very finest service and stock. All our equipment and material are pretested and checked out with a full money-back or replacement guarantee. Complete inspection facilities are available on our premises.

# The EDDYSTONE '820'

HAS SUCH EXCELLENT EFFICIENCY AND STABILITY IT CAN BE USED SUCCESSFULLY IN MANY BADLY SCREENED OR EXTREME FRINGE RECEPTION AREAS.

V.H.F.

*F.M. Radio Unit*

SPECIALLY DESIGNED TO PRECEDE HIGH FIDELITY EQUIPMENT

Built by Britain's leading manufacturers of V.H.F. communications equipment and of superb construction and workmanship. The fully tuned pre-amplifier, separate limiter, and Foster Seeley discriminator combine to ensure the highest performance.

Self-powered, easy to mount and instal, the "820" adequately meets the needs of the enthusiastic and discriminating music lover.

List Price £39 18 (including Purchase Tax)

Please write for fully descriptive brochure



STRATTON & CO LTD · BIRMINGHAM 31



## WEIR

Instruments manufactured in Moving Coil and rectifier types to B.S. 89-1954.



### SMALL PANEL INSTRUMENTS




2in., 2½in. and 3½in. enclosed in cases of black moulded insulating material and provided with scales printed in black on matt white enamelled metal dials.

Available as Ammeters, Voltmeters, Milliammeters and Microammeters.

MANUFACTURED BY:  
**THE WEIR ELECTRICAL INSTRUMENT CO. LTD.**  
BRADFORD-ON-AVON WILTSHIRE  
TELEPHONE 2378

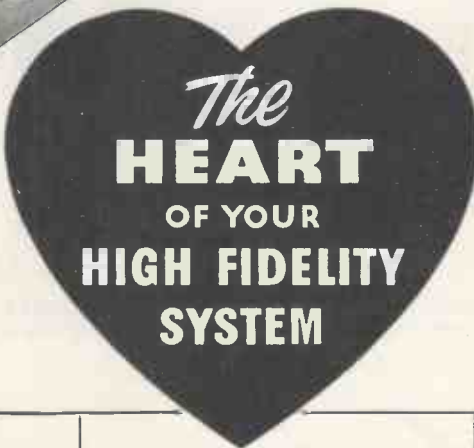

## POST OFFICE TYPE 3,000 and 600 relays to specification



- Specialists in tropical and Services jungle finish.
  - GUARANTEED TO FULL A.I.D. & I.E.M.E. STANDARDS
- PROMPT DELIVERIES, PROTOTYPES 7 TO 10 DAYS

Manufacturers to H.M. Govt. Deps. and leading Contractors  
**L. E. SIMMONDS LTD.**  
5 BYRON ROAD, HARROW, MIDDXX.  
Telephone: Harrow 2524 0315





- ★ 25 WATTS UNDISTORTED OUTPUT
- ★ INFINITE DAMPING FACTOR
- ★ PLUG-IN PICKUP COMPENSATORS

PRICE  
**40 GNS**  
COMPLETE

POWER AMPLIFIER	REMOTE CONTROL UNIT
<p>26 db. negative feedback and an output from 2-160,000 c.p.s.</p> <ul style="list-style-type: none"> <li>● A combination of negative and positive feedback raises the damping factor of the amplifier to infinity, thereby ensuring full control of loud-speaker speech coil movement.</li> <li>● Output transformer specially designed to meet exacting specification of amplifier</li> <li>● Amplifier can be controlled from distances up to 20 ft (6m). Cathode follower output from remote control unit minimises cable losses.</li> </ul>	<p>Smooth, highly flexible controls and facilities for record player, tape recorder, microphone and radio tuner inputs</p> <ul style="list-style-type: none"> <li>● 5 types of plug-in compensators available to match all known types of pick-up</li> <li>● Four switched inputs and a choice of four record replay characteristics for U.S. COL. L.P., R.I.A.A. or EUR. L.P., U.S. 78, or EUR 78</li> <li>● Continuously variable lift and cut controls for bass and treble with clearly marked level positions</li> <li>● Treble filter control gives three sharp cut-off frequencies and an unrestricted response position.</li> </ul>




**Provost** POWER AMPLIFIER . . . . . **HF25**  
**Proctor** REMOTE CONTROL UNIT **HF25A**

Pye Corporation of America, 270 Park Avenue, New York.	Pye (Ireland) Ltd., Dublin, Eire.	Pye Radio & Television (Pty.) Ltd., Johannesburg, South Africa.	Pye Pty. Ltd., Melbourne, Australia.
Pye (New Zealand) Ltd., Auckland, New Zealand.	Pye (Canada) Ltd., Ajax, Canada.	Pye Limited, Tucuman 829, Buenos Aires.	Pye Limited, Mexico City.

-towards perfection-

# THE LOWTHER CORNER REPRODUCER TYPE T.P.1

Model 1



## ★ PERFORMANCE

Speech is smooth, forward, and gives the feeling of the presence of the artiste. Strings, brass and percussion alike have a clarity comparable to a concert hall performance. Music, reproduced free of bass resonant devices, cross-over networks, or units added to compensate for others found wanting, restores the true meaning of the word "timbre."

The pressure driven exponential bass horn affords complete control of cross-over frequency between the two main sections, efficiency being maintained. The whole complex horn design in conjunction with the remarkable and unique design of the P.M.3 drive unit, combines to give—towards perfection—its greatest stride since our 24,000 (which is now 25,000) gauss achievement (P.M.4.)

..... For alternative styling—see new brochure

## THE LOWTHER MANUFACTURING COMPANY,

LOWTHER HOUSE, ST. MARKS RD., BROMLEY, KENT, ENGLAND.

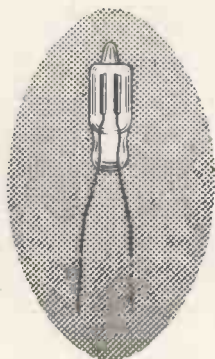
Tel.: RAVensbourne 5225

*Good* ELECTRICAL EQUIPMENT



*is Better*

with **NEON**



*Indicator* **LAMPS**

For all A.C. or D.C. mains voltages—long life—negligible power consumption—extreme reliability.

**HIVAC**  
INDICATOR  
LAMPS

MAY WE SEND YOU  
A DETAILED FOLDER ?

HIVAC LIMITED  
STONEFIELD WAY, VICTORIA ROAD  
SOUTH RUISLIP, MIDDLESEX

Telephone : Ruislip 3366



## TUNERS for BAND III

### COMMERCIAL TELEVISION

Valradio tuners cover all 13 British Channels, and have been specially developed for incorporating into new T.V. receivers, or for tuning standard receivers to Band III. Available for AC sets using 6·3 parallel connected valves, and AC/DC with '3 series connected valves. I.F. outputs 9-14 mcs; 16-20 mcs; 19-24 mcs and 34-40 mcs. Price. **£6.0.0**

Ask also for details of Valradio T.V. Projection Receivers; DC/DC and DC/AC Converters; Vibrator Units.

**Valradio** LIMITED

New Chapel Rd., High St., Feltham, Middx. Phone: Feltham 4247


# Enthusiasts Extraordinary!

We are constantly surprised (but justifiably proud) at the amazing volume of testimony we receive about our High Fidelity range. Every day letters arrive from all parts of the world, praising the performance of our products in no uncertain terms.


When we decided to re-enter the ever-growing Hi-Fi market—having originated the Concentric Duplex loudspeaker in 1935—we knew that we should be selling to a very critical public, and that only the best would satisfy them. Yet, at the same time, we realised that price would be a consideration with most people. How successful we have been in producing true Hi-Fi reproduction at realistic cost can be judged by our daily increasing post-bag.

To users all over the world, we say "Thank you": you have proved beyond all dispute that the experts who spoke so flatteringly of our products when they were first launched, were voicing the feelings of High Fidelity enthusiasts everywhere.

Descriptive leaflets sent on request. Ask your usual dealer to demonstrate, or see and hear all Stentorian products at our London office (109 Kingsway, W.C.2), any Saturday from 9 a.m. to noon.



The New W.B.12  
High Fidelity  
Amplifier  
Price £25.



Stentorian  
Cambric Cone  
High Fidelity Units.  
The Famous HF1012  
at £4.19.9  
Others from 47/6.



Tweeter Units  
£4.4.0. & £12.12.0.



Ready to  
assemble  
Cabinets from  
£5.10.0.  
Bass Reflex  
Corner Console  
Price £11.11.0.



## HI-FI REPRODUCER CONSOLE

This very handsome cabinet meets a long-felt need; it accommodates practically any make of tape deck or record player, amplifier, pre-amplifier control unit and radio tuner. There is also ample tape or record storage space (approx. 125 records). Motor board and front panel are easily cut to take various units. Self-supporting lid. Overall measurements (approx.) 33" x 20" x 16".

Price £12.12.0.




## TELCON CELLULAR POLYTHENE INSULATED DOWNLEADS

This new range of 75 ohm coaxials has been especially designed for the reception of Band II (FM sound 87.5 - 100 Mc/s.) and Band III (Television 174-216 Mc/s.).

Attenuation db/100 ft.	ET5M	ET6M	ET7M	ET8M	ET10M
10 Mc/s.	1.3 ...	1.5 ...	1.0 ...	1.1 ...	0.6
50 "	3.0 ...	3.4 ...	2.3 ...	2.6 ...	1.5
100 "	4.3 ...	4.8 ...	3.2 ...	3.6 ...	2.2
200 "	6.3 ...	7.2 ...	4.9 ...	5.3 ...	3.3

Dimensions (inches)	ET5M	ET6M	ET7M	ET8M	ET10M
Centre Conductor	1/0.022	7/0.0076	1/0.029	7/0.010	1/0.044
Over Cellular TELCOTHENE	0.093 ...	0.093 ...	0.128 ...	0.128 ...	0.200
Over Wire Braid	0.117 ...	0.117 ...	0.152 ...	0.152 ...	0.230
Over TELCOVIN sheath	0.157 ...	0.157 ...	0.202 ...	0.202 ...	0.290



*please ask for a copy of Publication TV5*


THE TELEGRAPH CONSTRUCTION & MAINTENANCE CO LTD, TELCON WORKS, GREENWICH, SE10. TEL: GREENWICH 3291  
BRANCHES: BIRMINGHAM, CARDIFF, LONDON, MANCHESTER, NEWCASTLE AND NOTTINGHAM

## REDUCE YOUR PRESS TOOL COSTS

### THE HUNTON UNIVERSAL BOLSTER OUTFIT FOR SHEET METAL PIERCING AND BLANKING ON FLY PRESSES

Bolster Frame with 2 adjustable gauges and insertable steel Holders for Dies  $\frac{1}{4}$  in. to  $3\frac{1}{2}$  in. bore diameter.

Two Punch Holders with detachable positive-action Strippers take the complete range of Punches  $\frac{1}{4}$  in. to  $3\frac{1}{2}$  in. diameter.



Equip your press with the Hunton Outfit and use inexpensive standardised Punches and Dies  $\frac{1}{4}$  in. to  $3\frac{1}{2}$  in. diameter, obtainable from stock—in  $\frac{1}{4}$  in. sizes—when required

Standardised Tools also available at short notice for Square, Oblong and other shapes, Louvre Forming (up to 8 in. long), Corner Notching, Corner Radiusin, Angle Iron Notching and Piercing, etc.

Get the Outfit now—Buy Punches, Dies and Tools as you need them

*Descriptive brochure and price list W.B. on request.*

## HUNTON LIMITED

Phoenix Works. 114-116, Euston Road, London, N.W.1

Telephone EUston 1477-8-9

Telegrams: Huntonexh, London

## AUTOMATION!!!

### MAGNETIC RELAYS

#### TYPES 3000 and 600

Built to specification and to stand the most rigid test.

*Tropical or Jungle finish*

Prototypes at short notice and reasonable deliveries on quantities.

**HIGH SPEED, A.C. & TELEGRAPH  
RELAYS IN STOCK**

### KEY SWITCHES

P.O. & MUIRHEAD TYPES

### ELECTRO MAGNETIC COUNTERS

MAJOR or MINOR TYPES

Four figures—any resistance—D.C. W.K.G.

**JACK DAVIS (RELAYS) LTD.**  
TUDOR PLACE, LONDON, W.1  
MUSEUM 7963 LANGHAM 4821



# PRECISION MONITOR



*Photograph  
by courtesy of  
the B.B.C.*



## FEATURES

- ★ Built to an exacting specification as a precision video monitor and designed for either studio or field use.
- ★ Extra bright pictures are produced on a 14-inch (36 cm.) straight gun cathode ray tube specially designed for high quality pictures.
- ★ Wide frequency response to enable the monitor to be used for picture quality checks.
- ★ Will operate on either a composite signal or separate video and synchronising waveforms.
- ★ Separate heater and power transformers with dual primary windings to cover wide range of a.c. power input voltages.
- ★ Design incorporates stabilised B+ supply and a 14 kV regulated high voltage system for the cathode ray tube.
- ★ Optional use of either a d.c. restorer or a black level clamp by means of internal plug and socket selector switch.
- ★ All picture controls are arranged on the front recessed panel.
- ★ Front panel controls for d.c. operated vertical and horizontal picture shift circuits.
- ★ Provided with easily removable top, bottom and side panels to facilitate maintenance.
- ★ Silent extractor fan on rear panel ensures stable temperatures during long periods of operation.
- ★ Mobile adjustable stand, waterproof hood, and rack mounting attachment available as accessories.

*PYE are supplying 200 of these Monitors to the B.B.C.*

*Other customers include:*

*Ministry of Works*

*The G.P.O.*

*High Definition Films Ltd.*

*Bristol Aeroplane Co.*

*U.K. Atomic Energy Authority*

*Associated Broadcasting Co.*

*Associated Rediffusion Ltd.*

*Granada TV Network Ltd.*

*Independent Television Authority*

**P Y E   L I M I T E D   •   C A M B R I D G E   •   E N G L A N D**

Pye (New Zealand) Ltd.,  
Auckland C.I., New Zealand.

Pye Canada Ltd.,  
Ajax, Canada.

Pye Pty. Ltd.,  
Melbourne, Australia.

Pye (Ireland) Ltd.,  
Dublin, Eire.

Pye Radio & Television (Pty) Ltd.,  
Johannesburg,  
S. Africa.

Pye Limited,  
Mexico City.

Pye Limited,  
Tucuman 829,  
Buenos Aires,  
Argentina

Pye Corporation of America,  
270, Park Avenue,  
New York.

Cables : Pyetelecom, Cambridge.

Telephone : Teversham 3131



## BASF magnetic recording tape

### GIVES ALL FOR THAT LITTLE EXTRA

1,000 metre for professional use

1,200 ft. on plastic spool

600 ft. on plastic spool

300 ft. on plastic spool

150 ft. miniature tape for postal recordings.

Special tapes for GRUNDIG TK. 9, TK. 819 and STENOIRETTE.

Also

the New Thin Long Playing Tape giving 50% more tape on the same spool.

Please write for further details.

Wear doesn't tear; nor do scratches impair . . . TAPE for recording designed for withstanding all halts and all faults from sonic events . . . What's more it prevents all defeats on repeats . . . it's as tough as tape can be since it's based on PVC . . . for that little more initially you get precious durability.

*In short :*

You get so much more — For that little extra.

**F. A. HUGHES & CO. LTD.**

DEVONSHIRE HOUSE PICCADILLY LONDON W1

Telephone: Mayfair 8867



## Transformers

## Transformers

## Transformers

### QUALITY-RELIABILITY

For the Mullard Amplifier.  
For the Osram 912 Amplifier.  
For the Williamson Amplifier.  
C.R. Tube Isolation Transformers.  
Instrument Transformers,  
and all popular types.

FROM

## Ellison Transformers

LIMITED

62, BRIDGE ST. NORTHAMPTON  
AND ALL LEADING COMPONENT DEALERS



## METERS

LARGE AND VARIED  
STOCKS AVAILABLE  
FOR IMMEDIATE  
DELIVERY

EXAMPLES OF TYPES AVAILABLE IN 2½ in.  
FLUSH PATTERN MOVING COIL INSTRUMENTS (as illustrated)

AMPERES D.C. 0-1, 2, 3, 5, 10, 15, 20, 25, 30, 50.

MILLIAMPS. 0-1, 1-0-1, 0-5, 10, 15, 20, 25, 30, 50, 100, 250, 500.

MICROAMPS. 0-25, 0-50, 100, 200, 250, 400, 500, 750, 50-0-50, 100-0-100, 250-0-250, 500-0-500.

AMPS. R.F. 0-1, 3, 5, 10, 15, 25, 30.

VOLTS D.C. 0-1, 5, 10, 15; 25, 50, 100, 250, 500, 750, 1,000, 1,500, 2,500.

VOLTS A.C. 0-5, 10, 15, 25, 50, 100, 250, 500, 750, 1,000.

We can supply meters with NON-STANDARD CURRENT and VOLTAGE RANGES to any specification. DELIVERY 7-14 days. MOVING IRON, THERMO & ELECTROSTATIC INSTRUMENTS. 2in. SQUARE FLUSH, 3½in. ROUND FLUSH AND INDUSTRIAL INSTRUMENTS ALSO AVAILABLE FOR PROMPT DELIVERY.

## ANDERS ELECTRONICS LTD.

91, HAMPSTEAD ROAD, LONDON, N.W.1.

Telephone: EUSton 1639

Suppliers to Govt. Depts., B.B.C., Tech. Colleges.  
Leading Manufacturers & Research Laboratories



# INDEPENDENT SIDEBAND RECEIVER Type GFR 552

*... developed to British Post Office  
specification, and used on their  
international circuits*

The Independent Sideband Receiver type GFR 552 is designed for operation on long-distance, point-to-point, short-wave radio links forming part of the international trunk network. On independent sideband working, the GFR 552 provides facilities for the reception of two single sideband signals, each 6 kc/s wide, one above and one below the frequency of a reduced-level pilot carrier. Each sideband will accommodate either two 3 kc/s wide telephony channels, or several voice frequency telegraph channels. The GFR 552 may also be used for reception of single sideband or double sideband transmission. In the case of the second application this receiver offers two advantages: firstly, the absence of non-linear distortion which occurs in normal d.s.b. receivers when signals are subjected to selective fading conditions; and, secondly, the ability to select upper or lower sideband for demodulation, dependent upon which is freer from adjacent channel interference. The circuit and chassis layout of the GFR 552 closely follow that of the Mullard Receiver GFR 551, which was manufactured for the British Post Office to their design. Special features of the GFR 552 include a high order of oscillator stability and freedom from cross-modulation through which cross-talk between channels or inter-modulation between wanted and unwanted signals might occur. A brief technical summary is given below. More detailed information supplied on request.

**FREQUENCY RANGE**—4-30 Mc/s.

**NOISE FACTOR**—better than 7 dB over the band.


**SIGNAL TO NOISE RATIO**—25 dB for 4 microvolts peak sideband input over the band.

**SELECTIVITY**—The response is flat within 2½ dB for sideband frequencies between 100 c/s and 6000 c/s. At 10 kc/s from the carrier frequency the response is -60 dB relative to the pass band.

**A.F.C.**—The a.f.c. system operates effectively with a pilot carrier level of -26 dB relative to 1 microvolt (which corresponds to a peak sideband level of 1 microvolt and a signal to noise ratio of 15 dB).

**NON-LINEAR DISTORTION**—Third order intermodulation products which might result in cross talk between sidebands do not exceed -50 dB relative to the sideband levels.

**OUTPUT**—Variable up to +14 dB relative to 1mW into 600 ohms.



## Mullard



**SPECIALISED ELECTRONIC EQUIPMENT**

MULLARD LIMITED, EQUIPMENT DIVISION, CENTURY HOUSE, SHAFTESBURY AVENUE, LONDON, W.C.2  
(M1486)

# WEYRAD

## COMPONENTS FOR RADIO AND TELEVISION. COILS, COIL PACKS & I.F. TRANSFORMERS.

### INDIVIDUAL IRON-CORED COILS—TYPE "H"

Aerial, H.F. transformer and oscillator coils providing continuous coverage from 12 to 2,000 metres in seven bands. High efficiency with small physical size  $1\frac{1}{2}$  in. high x  $\frac{7}{8}$  in. diameter. Single hole fixing. Circuit connections to four colour coded tags. A basic circuit diagram is supplied with each coil. PRICE ..... 3/9 each.

### THREE-WAVE COIL PACKS—"B" SERIES

Miniature 3-band packs completely assembled with 3-position switch, trimming and padding condensers. Available in four standard versions giving alternative wave-ranges and tuning capacities. Size  $3\frac{3}{8}$  in. long,  $2\frac{1}{2}$  in. wide,  $1\frac{1}{8}$  in. deep.

Type B.5-365pF tuning	} 16-50, 190-550 and 800-2,000 metres.
" B.6-483pF "	
" B.7-365pF "	
" B.8-483pF "	
	} 12.5-37, 33-100 and 190-550 metres.

Designed for use with mains operated valves particularly triode-hexode types. Circuit diagram supplied with each pack. PRICE ..... 35/8 plus 13/9 purchase tax.

### I.F. TRANSFORMERS—TYPE P4/LJ & P4/LK

Miniature I.F. Transformers for 465 Kc/s operation. Wound on one piece moulded formers with adjustable iron cores accessible from top and bottom of can. Close tolerance silvered-mica condensers. Circuit connections made to 4 legs at base of transformer (P4/LJ) or to 3 legs and flying lead for top-cap grid (P4/LK). Size 1 in. square x  $2\frac{1}{2}$  in. high. Fixing feet mounted on can. PRICE ..... 7/6 each.

SEND 3d. FOR ILLUSTRATED FOLDER OF RADIO COMPONENTS

**WEYMOUTH RADIO MFG. CO., LTD.,**  
CRESCENT STREET, WEYMOUTH, DORSET.

## ASK ARTHURS FIRST

Valves and C.R.T.s in great variety  
AVO METERS IN STOCK

Avo Model 7.....	£19 10 0
Avo Model 8.....	£23 10 0
COSSOR Oscilloscope Model 1035.....	£120 0 0
COSSOR Oscilloscope Model 1052.....	£104 0 0
ADVANCE AND TAYLOR Meters always in STOCK	
LEAK TL/10 Amplifier and "Point One" Pre-Amplifier. Complete.....	£28 7 0
LEAK F.M. Unit with built In Power Supply.....	£33 15 0
JASON F.M. Unit with Power Pack.....	£19 7 0
CHAPMAN F.M. 81 Unit	£21 0 0

**LOUDSPEAKERS, RADIO,  
TELEVISION, RECORDERS  
AND RECORD PLAYERS OF  
LEADING MAKES**

Goods offered subject to being  
unsold and to price alteration.

● WE WELCOME YOUR  
ENQUIRIES on Radio and  
Electrical

VALVE MANUALS	
Mullard .....	10 6
Osram .....	5 0
Osram Part 2.....	10 0
Brimar No. 6.....	5 0
Mullard Replace- ment Guide .....	2 6
Art and Science in Sound reproduction by F. H. Brit- tain, D.F.H. ....	2 6
Postage 6d. extra.	

**Arthur's**

EST.  
1919

PROPS: ARTHUR GRAY, LTD.

GRAY HOUSE, 150-152 CHARING CROSS ROAD, LONDON, W.C.2  
TEMPLE Bar 5833/4 and 4765 Cables: TELEGRAY, LONDON

## CABINETS!!

Many and varied types (Table and Console)  
and Console Tape Recorder Types  
The 'BEAU-BUREAU' Type 'S'  
CONSOLE TAPE RECORDER  
CABINET

Craftsman-Built Cabinet 33in. long,  
33in. high, 16in. maximum depth,  
11in. minimum depth. Is most attrac-  
tive; it incorporates storage space  
for spare spools, microphones, etc.  
Superbly finished in two-tone  
walnut veneer, highly polished,  
robust construction

A WALNUT MODEL OF  
THE ABOVE IS ALSO AVAILABLE

Send for our cabinet list which gives details of this and many other types.  
Send for our current monthly bulletin of Replacement  
Radio/Radiogram chassis, Tape Recording equipment, etc.


Trade Only Supplied.

**V.E.S. WHOLESALE SERVICES Ltd.**  
Dept. (W.W.), 11, Gunnersbury Lane Acton, W.3 Tel.: ACOrrn 5027

## PARKER'S SHEET METAL FOLDING MACHINES

Heavy Vice Models. 3ft. wide x  
18 gauge mild steel. 2ft. wide x  
18 gauge M.S. 18in. wide x 16  
gauge M.S.  
Form angles, channels,  
and with the use of end  
folding attachments will  
produce Radio Chassis,  
Trays and Boxes with  
good clean folds.

Tremendously strong and practi-  
cally unbreakable. Prices: 3ft.  
model £4/15/-, curr. 10/-, 2ft.  
and 18in. models, 55/- each, curr.  
4/-. Attach. angle for  
3ft., 2/6 per ft. Others  
1/6 per ft. Carr. 1/6  
extra if with attachs.




Sheet Metal Hook-Sawing  
Tool

Machines guaranteed. Send  
for details. Money refunded if  
not completely satisfied.

**A. B. PARKER** WHEATCROFT WORKS, WELLINGTON  
STREET, BATLEY, YORKS. Tel.: Batley 426

Great Britain's Valve Mail Order House

**SALE**  
2000  
**V AL V ES**



BRITISH AMERICAN BATTERY  
A.C. and UNIVERSAL TYPES

from **2/-**

TP22	10/6	X71M	9/-
U21	12/-	X73	11/6
U22	11/6	Y63	8/-
U71 & 74	10/-	OZ4	8/-
UF41	10/-	01A	3/-
UU7	10/-	1H6	3/-
VP13C	7/-	1L5	5/-
VP23	3/-	1LN5	6/6
VP41	10/6	2A3	10/-
VP133	10/6	2A6	10/-
VR18/SG125	8/6	2A7	3/-
		5T4	12/10
		6A3	9/-
VR19/PM2	7/6	6A7	11/6
VR35/QP21	8/6	6AG7	15/-
		6A5	10/6
VR37/MH 9	8/6	6AK6	10/6
VR38/EP36	9/6	6AK7	15/-
		6E5	11/-
VR54/EB34	5/6	6F32	10/6
		6X4	10/-
VR55/EB33	7/6	7B8	10/-
		7C7	9/-
VR56/EP36	5/9	7V7	10/-
VR56/EP36N	5/9	9D2	6/6
VR57/EP32	7/6	10D1	5/6
VR65A/SP41	4/9	11D5	11/7
		12A	2/-
VR66/P41	5/9	128C7	8/-
VR78/D1	4/6	128F5	10/-
VR91/EP50	9/6	14B6	10/-
		24	17/6
		31	10/-
		32	3/-
		39/44	10/-
		46	10/6
		50	10/-
		59 Y6	4/-
		59	10/-
		71A	10/-
		81	2/-
		84/80Z	9/6
		304H	15/-
		832	20/-
		866A	7/6
		884	21/-
		954	5/6
		955	6/6
		958	2/-
		957	12/6
		11726	7/-
		1299A	9/6
		1625	9/6
		1904	10/-
		9006	7/6
KT32	10/6		
KT35	11/6		

**DEMOSSED VALVES MANUAL 2/6**

Giving equivalents of British and American Service and Cross Reference of Commercial Types with an Appendix of B.Y.A. Equivalents and Comprehensive Price List. We have still some Valves left at very old Budget Rates (33 1/2%) which are actually sold at the old price. (1951 rate.)

**PIFCO**

All-in-one Radiometer A.C./D.C. Tests everything in Radio. Complete with Test Prods. Still

**29/6**

New price 32/6. Post 1/6.

**Chassis Cutters with Keys**

The easiest and quickest way of cutting holes in sheet metal. The cutter consists of three parts: a die, a punch and an Allen screw. The operation is quite simple. Prices incl. key 1in., 12/4; 1 1/4in., 12/4; 1in., 13/4; 1in., 14in., and 1 1/2in., 16/- each; 1 1/2in., 2in., and 2 1/2in., 36/6; 1in. square, 24/3. Post 1/6.

**All prices are with keys.**

**UNIQUE SERVICE**

**SERVICE SHEETS**

The one you require enclosed if available in a dozen assorted 10/6 of our best choice.

**SALE shop soiled METERS**

**RADIO BUILDS VALVES**  
746 HIGH ST. HARLESDEN TOWN

**9" TUBE TELETRON BAND III CONVERTER COIL SET** for use with TRF and superhet Band I receivers. Uses 2 Z719. Circuit, wiring diagram, alignments with each set.

15/- Post FREE

Ferranti Universal £6  
E.I.C. Universal £5  
Taylor 110B £9  
U.S.A. Triplet £8  
AVO 40 £16

**10/- BARGAIN**

**Valuable Precision Instrument. Exceptional Purchase. Do not miss it. .001-1in. MICROMETER**

**Self-Powered ELECTRO SAW**

Cuts 1in. wood, also metal and plastic. Complete with 4 blades and plan converting to saw jig.

10/- Deposit, 5 m'thly of 10/6 or 58/- cash. Post 1/-

**BAND III CONVERTER**

The most simple of all conversions with station selection by switch control. Designed to simplify conversion of Band I. a/c. T.V. receivers for new commercial programmes without internal alteration. Just connect converter externally, switch on and select programme. Finished in silver grey. Complete £7/10/-.

Post 2/6.

AC6 Pen	8/6	KT72	10/-
ACSP3	11/6	KT74	10/-
ATP4	5/6	KTW62	8/6
ARP4	5/6	KTW73	10/3
ARP5	8/6	KTW74	10/3
ARP12	7/6	KTZ61	11/6
D4	8/-	KTZ63	8/6
D63	8/-	L13	10/6
DD41	9/6	L85A	10/-
DB73	10/-	L85B	10/-
DL2	9/6	MSPen	5/-
DL63	10/-	N14	8/6
DL74	10/-	NR45	12/-
DDT4	11/6	P2	3/-
DDT13	11/6	P41	8/-
ECC31	12/6	P215	2/-
ECC34	3/-	PD220	12/-
ECL90	12/6	PM13M	5/-
EC31	12/-	Pen23	9/6
EP22	9/6	Pen46	10/6
EL2	11/6	Pen229	9/6
EL32	9/6	Pen1340	10/6
EL35	11/-	PenDD	25/0
EL30	7/-		
H03	3/-	PenDD	10/6
HL4	10/-	PenDD	136/0
HL13	9/6		
HL23	7/6	PX230	6/-
HL41	8/-	QP22B	10/6
HL4DD	10/6	R3	10/6
HL133DD	8/6	SP2	5/6
HL1320	9/6	SP41	10/-
HLDD1320	9/6	SP43	5/-
		SP61	2/-
		S130 CV48	6/6
KT32	10/6	TH2321	10/6
KT35	11/6	X63	10/-

Please enquire for any number not listed.

**GILSON TRANSFORMERS**



**MULLARD 5-10 AMPLIFIER**

Mains Transformer WO825 ..... £3 0 0  
Output Transformer 696A/8K ..... £2 7 6  
Output Transformer 696B/6K ..... £2 7 6  
Distributed load Output WO710/8K ..... £2 12 6

**OSRAM 912 AMPLIFIER**

Mains Transformer WO741B ..... £3 0 0  
Output Transformer WO710 ..... £2 12 6  
Choke 10Hy. 150 mA. .... £1 15 0

**NEWEST ACOS Hi-G HEADS**



HGP.39 Std. or L.P. for G.P.20 arm..... 44/4  
HGP.45 Std. or L.P. for Garrard RC75, RC80 ..... 45/-  
HGP.55 Std. or L.P. plug-in heads for Bjam ..... 45/-  
GP.59 Turnover Pick-up cartridge..... 41/8

**"Q-MAX" CHASSIS CUTTERS**

STILL the easiest and quickest way of cutting holes in SHEET METAL.

each	
1/8" or 3/8"	11/6
1/4"	12/6
1/2"	14/9
3/4"	16/6
1"	18/6
1 1/4"	23/6
1 1/2"	30/-
2"	35/-
2 1/2"	42/-
3" square	23/-

Keys, small, 10d.; medium, 10d.; large, 1/9.

Patent No. 619178

**IN STOCK**

(See catalogue for details)

ARMSTRONG FC.48 8 valve 8 watts radiogram chassis.  
ARMSTRONG F.M. Tuner.  
CHAPMAN F.M. Tuner.  
LOWTHER F.M. Tuner.  
SOUND SALES F.M. Tuner.  
LEAK F.M. Tuner.  
ACOUSTICAL F.M. Tuner.  
RCA, ROGERS, SOUND SALES, LEAK and QUAD amplifiers.

**"Q-MAX" MODEL G.D.O.—IA GRIP DIP OSCILLATOR**



is an ideal instrument for the determination of tuned circuit resonant frequency, tuning transmitters without application of power, for the determination of coil mutual and stray inductances and both fixed and stray capacitances. Covers 1.5 to 300 Mc/s. in eight ranges. PRICE: 12 Gns. Complete. (Or 4 Gns. Dep. and 12 monthly payments of 15/5.)

**HI-STAB RESISTORS**

Full range of WELWYN & LAB. Close tolerance in stock.

**HIRE PURCHASE AVAILABLE OVER £10.**

**BERRY'S (SHORT WAVE) LTD.**

25, HIGH HOLBORN, LONDON, W.C.1

Tel.: HOLborn 6231

**HAVE YOU HAD OUR ENLARGED AND FULLY ILLUSTRATED 6d. Post FREE**

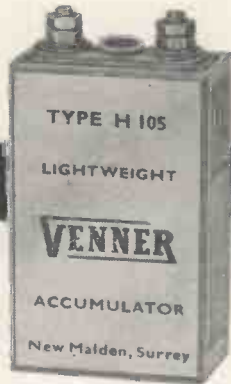


# only Silver-Zinc

## ACCUMULATORS

can offer such

- small measurements
- high rates of discharge
- high power to weight ratio
- constancy of output



**actual size**

This typical Venner Silver-zinc cell with a capacity of 1.5 ampere hours weighs only 1 1/8 ounces.

# only VENNER

make *Silver-Zinc* ACCUMULATORS IN G.T. BRITAIN

For full particulars please write to Dept. WW.

**VENNER ACCUMULATORS LTD., Kingston By-Pass, New Malden, Surrey**

A member of the VENNER Group of Companies, manufacturers of:- Time Switches, Silver-Zinc Accumulators, Aircraft Instruments, Process Timers, Electronic and Electro-Mechanical Instruments.

Telephone: MALden 2442



## A MAGNIFICENT RECORDER

The Celsonic now gives superb high-fidelity reproduction from pre-recorded tapes.

For recording, it is known by connoisseurs throughout the world, can superimpose words over music and synchronise sound for cine films.



### CELSONIC

Long playing times are possible with reels up to 3,280ft. FULL track and HALF-TRACK recorders are available.

Send for details.

**EXCEL SOUND SERVICES LTD., (Dept. W.D.T.)**

Garfield Avenue, Bradford, 8, Yorkshire. Tel.: 45027

Please PRINT your name and address

## AERIAL FITTINGS!!

ESPECIALLY DESIGNED FOR CONSTRUCTING BAND I and BAND III TELEVISION AERIALS COVERING ALSO THE CONSTRUCTION OF F.M. and other S.W. aerials.

All fittings are fully guaranteed, being die-cast from high quality aluminium alloys.

Send 9d. in stamps for our illustrated catalogue of fittings, chimney & wall lashings, alloy tubing etc. to:-

**FRINGEVISION LTD.**  
MARLBOROUGH, WILTS. Phone 605

## KAYE'S for RELAYS

B.P.O. 3000 and 600 type to your specification

Coils up to 100,000 ohms. Tropical Baked or Vacuum Impregnated. Component parts and/or coils supplied separately. Prototype relays made, if required.

Please may we have your enquiries NOW

Contact Blanks supplied to order

Key switches and Telephone Equipment

**KAYE ELECTRICAL MANUFACTURING CO.**

Havelock Works, Havelock Place, Harrow, Middlesex.  
HARrow 1432



# RD JUNIOR CORNER HORN

THE REPRODUCER FOR **YOUR** HIGH FIDELITY SYSTEM

Designed primarily to house the exceptional Goodmans Axiom 102 loud-speaker, the Junior Corner Horn provides a standard of performance far superior to that suggested by its modest price. Horn loading ensures excellent bass response down to approximately 35 c.p.s., whilst virtually perfect treble diffusion gives that illusion of perspective so necessary for the realistic reproduction of orchestral music.

The general standard of construction and finish is of a very high order, finest quality selected veneers being used. The standard finish is African Walnut but any finish may be supplied to order with very little delay. Especially attractive finishes include Natural Figured Oak and Sapele Mahogany. Louvred side panels are available as an optional extra, and whilst they do not contribute to performance, they do enhance the appearance of the cabinet considerably.

Demonstrations may be had at a number of Specialist Dealers in London or at our Greenwich Showrooms.

PRICES: Cabinet, less speaker and side panels, £18/17/6 (carriage extra). (Special finishes plus 5 per cent.) Louvred side panels £3 per pair. Goodmans Axiom 102, £10/7/8 incl. Wharfedale Super 8 AL £6/5/11 incl.

Illustrated literature post free on request. Trade enquiries invited.



**ROGERS DEVELOPMENTS (ELECTRONICS) LTD**

RODEVCO HOUSE · 116 BLACKHEATH ROAD · GREENWICH, S.E.10 · Telephone TIDeway 1723

## POLYTHENE

INSULATORS, END CAPS, PLUGS, ETC.

for

## T.V. AERIALS

Standard Articles or Special Mouldings

**AMPLEX APPLIANCES (KENT) LTD.**

19 DARTMOUTH ROAD, HAYES, BROMLEY, KENT  
(RAVensbourne 5531)

All export enquiries to

ANTEX LTD., 3 TOWER HILL, LONDON, E.C.3

## TRANSFORMERS

COILS

LARGE OR SMALL QUANTITIES

CHOKES

TRADE ENQUIRIES WELCOMED

SPECIALISTS IN

FINE WIRE WINDINGS

MINIATURE TRANSFORMERS, PICK-UP,  
CLOCK AND INSTRUMENT COILS, ETC.  
VACUUM IMPREGNATION TO APPROVED STANDARDS

**ELECTRO-WINDS LTD.**

CONTRACTORS TO G.P.O., M.O.S., L.E.B., ETC.

123-5-7 PARCHMORE ROAD, THORNTON HEATH, SURREY  
LIVINGSTONE 2261 EST. 1933

# OSMOR

*Free!*

Send 7½d. In stamps for circuits, practical drawings, of F.M. Tuner, Band III Converter, 5 and 6 valve S'het, Battery S'het T.R.F. and various Miniature circuits, Switching circuit, Price Lists, etc.

## SPECIALISTS IN R.F. COILS

418 BRIGHTON ROAD, SOUTH CROYDON,  
SURREY Tel. CROYdon 5149

PROTOTYPE, DEVELOPMENT & BULK WAVE-WINDING  
OF HIGH "Q" COILS, COIL PACKS, ETC.

Components and information concerning most published circuits in  
WIRELESS WORLD PRACTICAL WIRELESS RADIO CONSTRUCTOR  
(Circuits and Drawings 7½d. on request)

★ F.M.  
TUNER

★ BAND III  
CONVERTER



E.H.T.  
Line Transformers

Deflector Coils

T.V. Coils

T.V. Turret Tuners

CONVERTORS now  
freely available

All enquiries to:

**Gillone Electric**  
LIMITED

ROCKSTONE WORKS, ROSEMARY LANE,  
BLACKWATER, NR. CAMBERLEY, SURREY.  
•TELEPHONE CAMBERLEY 2360.

# SPECTONE

## 5-10 MULLARD AMPLIFIER



This remarkable development will meet the most exacting high fidelity requirements at an extremely low price. Meticulous inspection at each stage ensures that the Spectone Mullard 5-10 Amplifier fully meets Mullard specification.

### TWO INPUTS

One for radio tuner, microphone, etc., and one for pickup. The pickup input has two switch positions for equalisation—L.P. and Standard. Plug-in equalisers are available to suit various pickups

**CONTROLS** Besides the input and equalisation selection switch, volume, treble and bass controls are provided. The treble control is continuously variable from +10db to -10db and the bass +11db to -5db.

### MAXIMUM OUTPUT

15 watts

### HUM & NOISE

-73db referred to 10 watts.

### OUTPUT IMPEDANCE

15 ohms

### POWER OUTPUT for pre-amplifier

300 volts at 12 milli-amps. 6.3 volts at 2 amps.

### FREQUENCY RESPONSE

± 0.5db 10 c/s to 20,000 c/s.

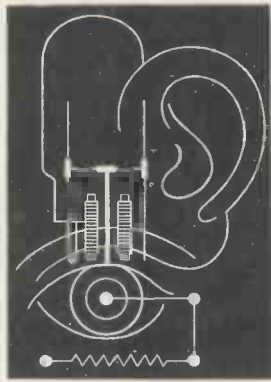
Price £18 . 18 . 0. Pickup Equaliser Plug 12/6.

Send for leaflet.

**SPECTO LTD. Vale Rd Windsor**

## SMITH'S FOR TECHNICAL BOOKS

Books on radio theory, practice and maintenance for the beginner and books on new developments in circuit design, new components, methods of application, and the established text books can be obtained through your local Smith's shop or bookstall. Books not in stock at the branch can be quickly obtained from Head Office.



★ Your stationery and printed matter can also be supplied through our local branch.

## W. H. SMITH & SON

FOR BOOKS ON ELECTRONICS

Head Office: STRAND HOUSE, LONDON, W.C.2

THE WORLD'S GREATEST BOOKSHOP

# FOYLES

★ ★ FOR BOOKS ★ ★

NEW AND SECONDHAND  
**Technical Books**

*Foyles have Departments for Gramophone Records, Stationery, Handicraft, Tools and Materials, Music, Magazine Subscriptions, Lending Library.*

119-125 CHARING CROSS ROAD, LONDON, W.C.2

Gerrard 5660 (20 lines) ★ Open 9-6 (Thurs. 9-7)

Nearest Station: Tottenham Court Road

# STL



*Transformers incorporating "C" cores or conventional construction*

## STL TRANSFORMERS

based on sound design and are manufactured to the highest standards called for in the electronic and communication fields. Consult us for your next transformer requirements.

**STEWART TRANSFORMERS Ltd.**

75, KILBURN LANE, LONDON, W.10 · LADbroke 2296/7

## THE NORTHERN AUDIO CENTRE

L.H.F. LANCASTER HI-FIDELITY CO. L.H.F.

144 OXFORD ROAD, MANCHESTER 13  
AMPLIFIERS, SPEAKERS, GRAM-MOTORS, CABINETS

Large Stocks. Demonstrations. Hire-Purchase.

Bus Route; 41 or 42 (ask for Roxy Cinema)

If by car drive towards University. Phone: ARDwick 5762.

ALWAYS 'FIT'



TYPE SP/OC



TYPE SP/OA



Two-piece slide TYPE B



Three-piece slide Nylon Roller TYPE G

We also make Castors with wheels up to 46 dia. and loads up to 30 TONS EACH

Engineers, Patentees and Sole Manufacturers

**AUTOSET (PRODUCTION) LTD., DEPT. 4., STOUR ST., BIRMINGHAM EDG 1143 (3 lines). ESTD. OVER 30 YEARS**

★★★ SUPERIOR RADIO SUPPLIES ★★★

**SUPERIOR BUREAU**



An elegant cabinet in richly figured walnut veneer; internal panels in polished sycamore. A drop front lid covers a sloping, uncut control panel (14in. long x 10½in. high) alongside which is an uncut base-board (17½in. long x 13½in. back to front). The inside of the drop front lid is panelled in beige leatherette. In the lower part of the cabinet are two large storage cupboards (13½in. high, 7½in. wide, 16½in. deep). The lid and cupboard handles are in chased Florentine bronze. Overall dimensions (33in. high, 34in. long, 16½in. deep). Price £17. Plus 15/- carr. Send for Cabinet Leaflet.

**SPECIAL F.M. TUNER**



Convert your old radio or amplifier into a high quality FM Receiver. Simply plug into pick-up socket of old receiver and connect to Mains. Designed round Gerler components, permeability-tuned, five valves: ECC85, 6BJ5, 6BJ5, 6AL5 and EZ80. Attractive black and gold illuminated horizontal dial size 11½in. long, 2½in. high. Frequency coverage of 85-101 mc/s. Overall chassis size 11½in. long, 4in. high and 5½in. back to front. Fully guaranteed. Price £13/15/- plus 12/6 carriage and packing.

**F.M. TUNER DE-LUXE**



This contains the above FM Tuner plus a magic eye tuning indicator. These are housed in a highly polished dark walnut veneered cabinet. The complete unit is ideally suitable for standing on top of your existing radio. Overall size of cabinet 12½in. long, 7in. high, 6in. deep. Price £17/17/- plus 12/6 carriage and packing. LOCATION: On the main Harrow Road between Harlesden and Wembley. Nearest Tube: Stonebridge Park.

**"The SUPEREX 55"**

**ATTACHE PORTABLE**

BUILDING COST £7/15/- Plus 3/6 P.P.



- Really outstanding quality.
- Four Valve Battery Superhet.
- Long and Medium Wave-lengths.
- Perfect Reception in All Areas.
- Rexined Cabinet 10½ x 8½ x 5in.
- Very simple Construction.

Send 1/6 for "Superex 55" Construction Booklet.

TERMS: Cash with order or C.O.D. Extra charge for C.O.D. U.K. and N. Ireland only.

**PERSONAL SHOPPERS WELCOME**

Shop open 9 a.m. to 6 p.m. Monday to Saturday, 1 p.m. Thursday.

(W.W./D.) 37 HILLSIDE, STONEBRIDGE, LONDON, N.W.10. Tel.: ELGAR 3644

**"You can rely on us"**

Stockists of all Radio and Electronic components for manufacturers, laboratories, Educational authorities, and the amateur.

Stockists of Bulgin, Denco, Hunt, T.C.C., Belling and Lee, W.B., Whiteley, Wharfedale, etc., etc.

Mullard 510 amplifier and G.E.C. 912 amplifier—all parts stocked and available on H.P.

Taylor and Avo instruments from stock. (H.P. terms available.)

**RADIO SERVICING COMPANY**


82, SOUTH EALING ROAD, LONDON, W.5.

Telephone: EAL. 5737

Next to South Ealing Tube (TURN LEFT) 9 to 6 p.m. Wed. 1 o'clock.



FROM START



BUILD IN 5 EASY STAGES. FULL CONSTRUCTIONAL DETAILS AVAILABLE. INSTRUCTION BOOK 3/6 POST FREE INCLUDES BOTH DESIGNS.

You can build these NEW

PREMIER TELEVISORS


13 CHANNEL-DESIGN No. 1

for only £34·9·7

PLUS COST OF C.R.T.

5 CHANNEL-DESIGN No. 2

FOR ONLY £30·0·0 PLUS COST OF C.R.T.



CONSOLE CABINETS FOR 14", 16" AND 17" TUBES. PRICE £12. 12. 0.  
H.P. Terms Deposit £4.4.0 and 8 monthly payments of £1.3.6.

TO FINISH



Please write for full information to:

**PREMIER RADIO CO.**

207 EDGWARE RD., LONDON, W.2

Telephone: AMBassador 4033 and PADdington 3271.

# THE NEW TAPE RECORDER

*Complete in every detail  
and ready for use*

★ Case finished in Brown and Antique Fawn. Size 15" x 12½" x 7½", with the very latest type continental gilt fittings. for A.C. mains 200-250 volts, 50 cycles.

**£40 CASH OR**

H.P. Terms. Deposit £10.0.0 and 12 Monthly payments of £2.15.0. Plus Packing and Carriage 21/-.



- ★ Two speeds 7½ and 3½ in. per sec. playing time of 1 hour and 2 hours.
- ★ Standard 7in. reels 1,200ft.
- ★ Drop-in tape loading.
- ★ Positive brakes, no tape "spilling" after braking.
- ★ Fast rewind forward or reverse without removing tape.
- ★ One knob deck operation.
- ★ Amplifier may be used for gramophone or microphone purposes giving high-quality reproduction.
- ★ Superb reproduction of pre-recorded tapes.
- ★ Microphone compartment.
- ★ Complete with reel of Scotch Boy tape (1,200ft.), spare reel and Acos type 33-1 microphone.
- ★ Latest type Lane Mark 6 Tape Deck.
- ★ Dual input channels providing mixing facilities.

- ★ Detachable lid and control cover.
- ★ Control panel finished in matching colours with the tape deck.
- ★ Elliptical speaker of the latest type 7in. x 4in.
- ★ Magic eye recording level indicator.

### ALUMINIUM CHASSIS 18 s.w.g.

Substantially made from Brig' Aluminium with four sides:

7 x 5½ x 2½ in. ....	4/-	10 x 9 x 3½ in. ....	7/-
7 x 3½ x 2½ in. ....	3/9	12 x 10 x 3½ in. ....	7/9
9½ x 4½ x 2½ in. ....	4/3	14 x 10 x 3½ in. ....	7/11
10 x 8 x 2½ in. ....	5/6	16 x 10 x 3½ in. ....	8/3
12 x 9 x 2½ in. ....	7/-	16 x 8 x 2½ in. ....	8/-
14 x 9 x 2½ in. ....	7/6		

### ALUMINIUM PANELS 18 s.w.g.

7 x 6 in. ....	1/3	7 x 4 in. ....	1/-
9½ in. ....	1/6	9½ x 4 in. ....	1/5
10 x 9 in. ....	2/2	10 x 7 in. ....	1/11
12 x 9 in. ....	2/8	12 x 7 in. ....	2/5
14 x 9 in. ....	3/2	14 x 7 in. ....	2/11
16 x 9 in. ....	3/8	16 x 7 in. ....	3/5
20 x 9 in. ....	4/8	20 x 7 in. ....	4/5
22 x 9 in. ....	5/2	22 x 7 in. ....	5/11

**ILLUSTRATED LIST AVAILABLE GIVING FULL DETAILS OF BUREAU TYPE CABINETS**

**A RANGE OF BAND 3 AND F.M. AERIALS IS NOW AVAILABLE**

Air spaced co-axial wire, 1/9 per yard.

Teletron Ferrite Rod Aerials. Medium Wave 8/9. Medium/Long Wave 12/9.

**PREMIER VARIABLE IMPEDANCE "MATCHMAKER" M.O.15 OUTPUT TRANSFORMERS**

Designed to meet the demand for an efficient variable ratio Output Transformer 11 ratios from 13:1 to 80:1, all centre tapped and can be used to match any output valve either single or push-pull Class A, AB1, AB2 or B to any low impedance speech coil or combination thereof. Primary inductance 50 henries 15 watts aud 100 mA. Price 45/-

**MINIATURE TUNING CONDENSERS**  
2-gang .0005 mid. with trimmers. 6/9.

### RECTIFIERS

E.H.T. Penoid Type S.T.C.		H.T. Type S.T.C.	
Type K3/25	650 v. 1 mA. ....	125 v. 60 mA. ....	4/-
.. K3/40	3.2 kV. 1 mA. ....	125 v. 120 mA. ....	4/6
.. K3/45	3.6 kV. 1 mA. ....	.. RM3	125 v. 125 mA. ....
.. K3/50	4 kV. 1 mA. ....	.. RM4	250 v. 250 mA. ....
.. K3/100	8 kV. 3 mA. ....		18/-
.. N3/150	12 kV. 1 mA. ....		
.. K3/150	14.4 kV. 1 mA. ....		
		<b>L.T. Type Full Wave</b>	
		12 v. 1 amp. ....	8/-
		12 v. 2 amp. ....	10/9
		12 v. 4 amp. ....	18/6

### PREMIER MAINS TRANSFORMERS

All primaries are tapped for 200-230-250 v. mains 40-10 cycles. All primaries are screened.

SP175B 175-0-175, 50 mA., 4 v. @ 1 a., 4 v. @ 2-3 a. ....	15/-
SP350A 350-0-350, 100 mA., 5 v. @ 2-3 a., 6.3 v. @ 2-3 a. ....	21/-
SP351A 350-0-350, 150 mA., 4 v. @ 2-3 a., 4 v. @ 3-5 a., 4 v. @ 1-2 a., 4 v. @ 1-2 a. ....	30/-
SP352 350-0-350, 150 mA., 5 v. @ 2-3 a., 6.3 v. @ 2-3 a., 6.3 v. @ 2.3 a. ....	30/-
SP425A 425-0-425, 200 mA., 6.3 v. @ 2-3 a., 6.3 v. @ 3-5 a., 5 v. @ 2-5 a. ....	52/6
350-0-350, 80 mA., 6.3 v. @ 4 a., 5 v. @ 2 a. ....	19/6
350-0-350, 80 mA., 6.3 v. @ 4 a., 5 v. @ 2 a. ....	19/6
200-230-250 output 3 v.-30 v. @ 2 a. ....	17/6

E.H.T. primary 230 v. secondary 1.75 Kv., 2 x 4 v. tapped 2 v. ....	37/8
E.H.T. TRANSFORMER, primary 210 v., 230 v. 250 v., secondary 4 Kv. and 2 v. ....	23/7/8
E.H.T. TRANSFORMER, primary 210 v., 230 v. 250 v., secondary 5 Kv. and 9 v. ....	23/12/-

**PUSH-PULL OUTPUT TRANSFORMERS.** 2x6V6 into 2½ ohms, 5/6, post free.  
T.1154. BRAND NEW COMPLETE WITH VALVES. £2/19/6, post and carriage 7/8.  
METER RECTIFIERS. Miniature type with leads 1-5 mA. 6/9, post paid.

### MAKE YOUR OWN ROD AERIAL

Ferrite rod 6in. x ½ in., complete with descriptive constructional details. These aerial rods are suitable for medium and long wave reception. Price 6/-, plus pkg. and post, 6d.

### PORTABLE TAPE RECORDER CABINETS

All Rexine covered

Tape Deck	Amplifier	Type	Price
Lane Mk. VI	Premier	Mk. VI	24/19/6
Truvox Mk. III	E.A.P.	T.D.1	24/4/-
Truvox Mk. III	Premier	T.D.2	24/4/-
Truvox Mk. III	Truvox C	T.D.3	24/4/-

Plus Postage and Packing 5/-.

**We carry a comprehensive stock of components by all leading Manufacturers**  
Germanium Crystal Diodes. G.E.C. wire ended, 2/6, 24/- doz.

## BARGAIN OFFER

DARK SCREEN FILTER IN TRIPLEX GLASS 18" x 14" SUITABLE FOR ALL TUBES UP TO 17" 10-/. PLUS PACKING & POSTAGE 1/6d. LATEST TYPE RUBBER ESCUTCHEON SUITABLE FOR 17" RECTANGULAR TUBES AT A SPECIAL PRICE OF 10-/. PLUS PACKING & POST 1/6d.

### ACCUMULATORS

2 volt 10 amp. (by famous maker) .....	4/11
2 volt 16 amp. ....	5/11

### LOUDSPEAKERS

ELAC ELLIPTICAL 7in. x 4in. ....	21/10
PLESSEY 12" .....	37/6
ELAC—2½in. dia. Moving Coil, 15 ohms Imp. ....	15/-
ELAC—8in. dia. Moving Coil 3 ohms Imp. ....	19/6
PLESSEY—8in. dia. Mains Energised, 3 ohms Imp. (600 ohms field) with Pentode Transformer	12/6
PLESSEY—8in. dia. Mains Energised, 3 ohms Imp. (60 ohms field) .....	10/6
PLESSEY—10in. dia. Moving Coil, 3 ohms Imp. ....	23/6
GOODMANS—12in. dia. Moving Coil, 15 ohms Imp. ....	28/12/6
Plus 5/- packing and carriage	
VITAVOX—K12/20 12in. dia. Moving Coil 15 ohms Imp. ....	£11/11/-
Plus 5/- packing and carriage	

# PREMIER RADIO COMPANY

207 EDGWARE RD., LONDON, W.2.


TELEPHONE : AMBASSADOR 4033 & PADDINGTON 3271

*Get better value for your money*

**SEND 2½d. STAMP  
FOR OUR LATEST  
CATALOGUE**



Send for leaflet.



**AM/FM  
RADIOGRAM  
CHASSIS**



**1155 RECEIVER  
UNIT**

**COMMUNICATION  
RECEIVER P.C.R.2**

6-Valve 3 wavebands 13-50, 190-570 and 900-2,000 metres, in black case with crackle front, illuminated calibrated dial, flywheel tuning, size 17½ × 10 × 8in. Cash £7/10/-, plus packing and carriage 10/6. Supplied complete with built-in A.C. Power Supply. Brand new and ready for use. Cash £9/19/6, or H.P. terms. Deposit £3/4/8 and 9 monthly payments of 17/-, plus packing and carriage 10/6.

9 Valves (including Magic Eye), output 2 × 6BW6 valves in push-pull, output suitable for 3 or 15 ohms speakers. Ferrite Rod Aerials on medium and long, "Gorler" permeability Unit on F.M. A.C. mains 200/250 volts, chassis 15in. long, 7½in. deep, 8in. high, dial 14½in. / 8in. Cash price £27/6/-, or on H.P. terms. Deposit £9/2/- and 12 monthly payments of £1/13/4, plus packing and carriage 7/6 extra.

Grade 2, slightly soiled, complete with 10 valves, frequency range 18.5 Mc/s.-75 kc/s. in 5 wavebands. Cash £7/19/6, plus 10/6 packing and carriage.

A Power Supply Unit with output stage is available for above Receiver, the unit includes a built-in 6in. speaker. Cash £5/5/-, plus 5/- packing and carriage.


*These NEW PREMIER designs*



**3 BAND SUPERHET  
RECEIVER**

MAY BE BUILT FOR **£7.19.6** Plus 2/6 Pkg. & Postage

Latest type Superhet circuit using 4 valves and metal rectifier for operation on 200/250 v. A.C. mains, waveband coverage short, medium and long. The attractive cabinet to house the Receiver is 12in. long, 6½in. high, 5½in. deep, can be supplied in either Walnut or Ivory Bakelite or wood. Instruction book 1/- post free, includes full constructional details and list of priced components.



**TRF RECEIVER**

MAY BE BUILT FOR **£5.15.0** Plus 2/6 Pkg. & Postage

The Receiver uses the latest type TRF circuit and includes 3 valves and metal rectifier for operation on 200/250 v. A.C. mains, waveband coverage medium and long. Cabinet details as for the 3-band Superhet. Instruction book 1/- post free, includes full constructional details and list of priced components.



**ALL DRY BATTERY PORTABLE  
RADIO RECEIVER**

MAY BE BUILT FOR **£7.8.0** Plus 2/6 Pkg. & Postage

4 Miniature valves in a superhet circuit covering medium and long waves, Rexine covered cabinets 11½in. × 10in. × 5½in., in two contrasting colours, wine with grey panel or blue with grey panel. Please state choice when ordering. Instruction book 1/6 post free, which includes full constructional details and list of priced components.

**BATTERY CHARGER**

Will charge 2 v., 6 v. and 12 v. car battery at 1 amp. input 200/250 v. A.C. mains. Strong metal case finished in green hammered enamel, size 6in. long, 3½in. wide, 3½in. high, guaranteed 12 months. 35/6, plus 2/6 packing and postage.



**LATEST TYPE 3 SPEED  
SINGLE PLAYER**

By famous manufacturer with Crystal Turn-over Head for use on 100/250 v. 50-cycle A.C. mains, £6/19/6, plus packing and postage 5/-.




**T.S.L. ELECTROSTATIC SPEAKERS**

By adding one or more of these Units to existing domestic loudspeaker systems the remarkable quality of the V.H.F. transmission and the superb brilliance of modern L.P. recordings can be faithfully reproduced, instructions supplied with each Speaker.

Type LSH518 Price 17/6

Type LSH100 Price 21/-

Type LSH57 Price 12/6



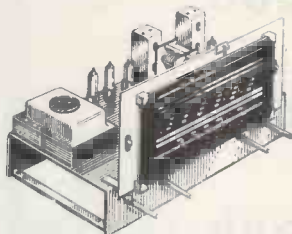


# by dealing with PREMIER




**F.M. TUNING UNIT**

Complete with built-in power supply, ready for use. Cash £13/15/-, or on H.P. terms. Deposit £4/11/8 and 10 monthly payments of 20/4, plus packing and postage 5/-.  
**Magic Eye Tuning Indicator, ready to plug in, 19/- extra.** This is a 5-valve permeability tuned Unit with illuminated and calibrated dial, two-position Switch, Gram, and F.M. (tuner switched off in Gram. position), A.C. mains 200/250 v. Dial size 11 1/2 in. x 3 in. **These Units have been "Soak Tested" before calibration to avoid Frequency Drift.**



**RADIOGRAM CHASSIS**


5-Valve 3-waveband Superhet Receiver covering short, medium and long waves, Ferrite Rod Aerials, overall chassis size 12 in. x 8 in. high x 7 in. deep, dial aperture 10 in. x 4 1/2 in. Brand new and ready for use. Cash £12/12/-, or on H.P. terms. Deposit £4/4/- and 8 monthly payments of £1/3/6, plus packing and carriage 10/-.



**BAND 3 CONVERTER**  
 2 MODELS MIDLAND OR LONDON

Suitable for Premier 6 in., 9 in. or 12 in. Televisors, or any home-built or commercial Televisor, will fit into existing Cabinet, complete with own A.C. power supply, tested and ready for use, switch operated for either Band 1 or Band 3 programmes. Price £7/7/-, plus packing and postage 3/6.

*are all laboratory tested*




**4 WATT AMPLIFIER**

MAY BE BUILT FOR **£4.10.0** Plus 2/6 Pkg. & Postage

Instruction Book 1/- post free.

A steel case finished in black crackle with engraved panel is now available at 21/- extra. Valve line up 6SL7, 6V6 and 6X5, for A.C. mains of 200/250 v. Output transformer suitable for either 3 ohm or 15 ohm Speakers, negative feedback. Any type of pickup may be used, overall size 9 in. x 7 in. x 5 in. **The Amplifier may be supplied complete, tested and ready for use for £5/5/-, plus 3/6 packing and postage, or fitted into steel case, finished black crackle with engraved panel for £6/6/-, plus 3/6 packing and postage.**



**WILLIAMSON AMPLIFIER**

MAY BE BUILT FOR **£15.15.0** Plus 7/6 Pkg. & Postage

or on H.P. terms. Deposit £3/18/9 and 12 monthly payments of £1/1/8. Absolutely complete and all components are guaranteed to Author's specification. **May be supplied completely wired and tested for cash £20, or on H.P. terms. Deposit £5 and 12 monthly payments of £1/7/6, packing and postage 10/-.** Williamson Output Transformer (to Author's specification), 3.6 ohms secondaries £4/10/-.  
 Williamson Chokes, 12H., 150 mA., fully shrouded, 19/6, 30 H., 20 mA., fully shrouded, 11/9.



**PRE-AMPLIFIER**  
 AND TONE CONTROL UNIT

MAY BE BUILT FOR **£5.5.0** Plus 2/6 Pkg. & Postage

Suitable for use with the "Williamson" or any other Quality Amplifier. Two switched inputs with pre-set volume controls. Tone control, bass boost and cut, treble boost and cut. Output volume control, fitted into Steel box 10 1/2 in. x 3 in. x 3 in., silver hammer finished, complete with black Perspex panel engraved in silver. Power requirements LT 6.3 volts, .9 amp. HT 250 volts 5 mA. Kindly state HT voltage available, if over 250 volts, to enable the correct dropping Resistor to be fitted in the Pre-amplifier. Completely wired, tested and supplied with Valves.

**B.S.R. MONARCH 3 SPEED AUTOCHANGER**

Designed to play 12 in., 10 in. and 7 in. Records intermixed in any order at 33 1/3, 45 or 78 r.p.m. Capacity 10 Records. New reversible Dual Stylus Crystal Pick-up, for use on 100/250 v. 50 cycle A.C. mains **£7/19/6, plus packing and postage 5/-.**



## PREMIER RADIO CO.

B. H. MORRIS & CO. (RADIO) LTD. EST. 40 YRS.

(Dept. W.W.) 207 EDGWARE RD., LONDON, W.2.

Telephone:

AMBassador 4033 & PADdington 3271

**TERMS OF BUSINESS**

Cash with order or C.O.D. over £1. Please add 1/- Post Orders under 10/-, 1/6 under 40/-, unless otherwise stated.

# Model 1058 Single Beam Oscillograph



Designed for laboratory use, this new oscillograph provides a Y amplifier with a very useful frequency characteristic extending from

d.c. to 6 Mc/s. The display is presented on a new post deflection accelerator tube at an amplitude of not less than 6 cm over the stated frequency band. The maximum sensitivity of the channel is 0.25 V/cm and calibration is effected by means of the accurate test voltage provided. The time base of the instrument can be switched to fire repetitively from a trigger pulse of either sign derived from the Y amplifier signal or externally. A special refinement, of interest to the Television Engineer, is the provision for triggering from the Frame or Line sync. pulse in a 1 volt D.A.P. (positive) composite video signal. Five calibrated time base ranges are provided giving spot velocities from 30 cm/sec to 1.5 cm/microsec. An X amplifier with a maximum sensitivity of 0.5 V/cm and bandwidth 20 c/s—250 kc/s (—50%) is included and allows time base expansion, continuously variable, of up to five times. Time measurement is by calibrated shift control. The instrument operates from 100—130 or 200—250 volt mains supplies.

*Write for illustrated leaflet to :—*

## **COSSOR** INSTRUMENTS LIMITED

(Dept. 1) COSSOR HOUSE · Highbury Grove · LONDON · N.5

TELEPHONE: CANonbury 1234 (33 lines)

TELEGRAMS: COSSOR, NORPHONE, LONDON

CABLES: COSSOR, LONDON

# Wireless World

ELECTRONICS, RADIO, TELEVISION

Managing Editor: HUGH S. POCOCK, M.I.E.E.  
 Editor: H. F. SMITH  
 Assistant Editor: F. L. DEVEREUX, B.Sc.

FEBRUARY 1956

## In This Issue

Editorial Comment .. .. .	53
Distortion in Electrostatic Loudspeakers .. .. .	54
World of Wireless .. .. .	56
Two-Metre Transmitter-Convertor .. .. .	G. P. Anderson 60
Books Received .. .. .	66
Radar Guided Missiles .. .. .	67
Low-Voltage Stabilization .. .. .	70
Precision Photographic Timer .. .. .	J. G. Thomason 71
Loudspeaker Enclosure Design—2 .. .. .	E. J. Jordan 75
Letters to the Editor .. .. .	80
F.M. for B.F.N. .. .. .	J. D. Parker 81
Voltage Coincidence Oscilloscope .. .. .	R. J. D. Reeves 85
Short-Wave Conditions .. .. .	87
Distribution Systems .. .. .	J. Kason 88
Loops Within Loops .. .. .	"Cathode Ray" 91
A.F.C. Unit for F.M. Receivers .. .. .	C. H. Banks 95
Simplified "Wow" and "Flutter" Measurement .. .. .	R. G. Wicker 97
February Meetings .. .. .	99
Random Radiations .. .. .	"Diallist" 100
Unbiased .. .. .	"Free Grid" 102

VOLUME 62 NO. 2  
 PRICE: TWO SHILLINGS  
 FORTY-FIFTH YEAR  
 OF PUBLICATION

**PUBLISHED MONTHLY** (4th Tuesday of preceding month) by ILIFFE & SONS LTD., Dorset House, Stamford Street, London, S.E.1. Telephone: Waterloo 3333 (60 lines). Telegrams: "Ethaworld, Sedist, London." Annual Subscription: Home and Overseas, £1 12s. 6d. U.S.A. and Canada \$5.00. BRANCH OFFICES: **BIRMINGHAM**: King Edward House, New Street, 2 Telephone: Midland 7191. **COVENTRY**: 8-10, Corporation Street. Telephone: Coventry 5210. **GLASGOW**: 26B, Renfield Street, C.2. Telephone: Central 1265. **MANCHESTER**: 260, Deansgate, 3. Telephone: Blackfriars 4412. **OVERSEAS OFFICES**: **U.S.A.**: 111, Broadway, New York, 6, N.Y. Telephone: Digby 9-1197. **CANADA**: 74, College Street, Toronto, 2, Ontario. Telephone: Walnut 4-5631.



# MULLARD MAINTENANCE MANUAL



## with supplementary data service

This new Mullard publication provides a quick reference for essential information on Mullard receiving valves and tubes. Data given include typical operating conditions, limiting values and base connections.

Free supplementary data sheets will be issued from time to time, until a new edition of the Manual is published, to enable copies to be kept up-to-date.

The Mullard Maintenance Manual is obtainable from radio dealers, who can also arrange for the supply of free supplementary data sheets. In case of difficulty, apply direct to Mullard Ltd., Valve Sales Department, Century House, Shaftesbury Avenue, London, W.C.2.

### CONTAINING

- ▶ *Comprehensive valve and tube replacement guide.*
- ▶ *Essential data with dynamic operating conditions of current and obsolete Mullard receiving valves and picture tubes.*

PRICE 10/6

# Mullard



MULLARD LTD., CENTURY HOUSE, SHAFTESBURY AVENUE, LONDON, W.C.2  
MVM 346



**Trustworthy**

**VALVES**  
for communications  
and Industry

Within the normal BRIMAR range there is now available a large number of types tested in accordance with the UNIQUE TRUSTWORTHY standard. This standard was, of course, primarily established to meet Services Requirements, in which extremes of resistance to shock and vibration are a vital factor. Such extremes are rarely called for in normal industrial use. But the fact that these valves have passed such an additional rigid test offers a very worthwhile 'bonus' in performance—specially for use in equipment required to operate for lengthy periods without attendance.

The accompanying table shows the complete range of Industrial "T" Valves, most of which are available with reasonable delivery. In many instances additional types can be made available for special applications.

INDUSTRIAL T RANGE			
T Code	Equivalent Commercial Type Code	Function	Base
6058	6AL5	Double Diode	B7G
G/6156	6AM5	Power Pentode	B7G
6064	6AM6/8D3	High Slope R.F. Pentode	B7G
G/6066	6AT6	Double Diode Triode	B7G
G/5749	6BA6	Vari Mu R.F. Pentode	B7G
G/5750	6BE6	Heptode Mixer	B7G
G/6059	6BR7	Low Noise A.F. Pentode	B9A
G/6061	6BW6	Output Beam Tetrode	B9A
G/6132	6CH6	Video Output Pentode	B9A
G/6100	6C4	Triode Amplifier	B7G
G/6180	6SN7GT	Low Mu Double Triode	Octal
6063	6X4	Full Wave Rectifier	B7G
6065	9D6	Vari Mu R.F. Pentode	B7G
G/6060	12AT7	High Slope Double Triode	B9A
6067	12AU7	Low Mu Double Triode	B9A
6057	12AX7	High Mu Double Triode	B9A
G/6158	13D3	Special Purpose Double Triode	B9A
G/6062	5763	V.H.F. Beam Tetrode	B9A
G/6157	R17	Half Wave Rectifier	B9A
G/6443	R18	Half Wave Rectifier	B9A
G/6L6GA	6L6GA	Output Beam Tetrode	Octal
G/25L6GT	25L6GT	Output Beam Tetrode	Octal
G/6042	25SN7GT	Low Mu Double Triode	Octal
G/50C5	50C5	Output Beam Tetrode	B7G

Notes: Type 6058 will be superseded eventually by Type 5726 (Short Bulb Version).

**BRIMAR T VALVES**


**FOR LONG LIFE**

# AT LAST... G.P. 61

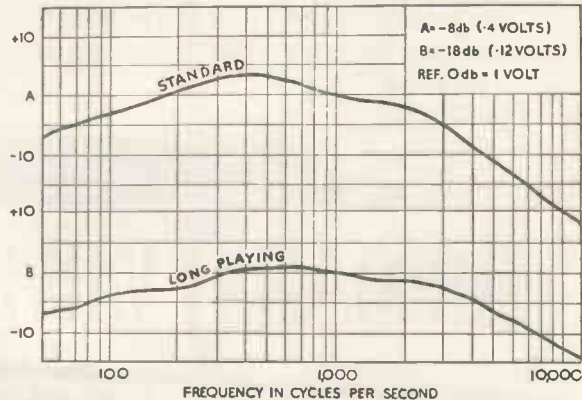
## A **CERAMIC** PICK-UP CARTRIDGE WITH ALL THE ANSWERS...

- FOR ALL CLIMATIC CONDITIONS ✓
- MECHANICAL ROBUSTNESS ✓
- SMOOTH RESPONSE ✓
- LOW HARMONIC AND INTERMODULATION DISTORTION ✓
- HIGH NEEDLE TIP COMPLIANCE ✓
- GOOD OUTPUT ✓

THE CARTRIDGE WITH A WORLD-WIDE APPEAL



Here it is at long last—a ceramic gramophone pick-up cartridge that will readily withstand the rigours of climatic extremes of temperature and humidity and yet has all the other virtues hitherto not associated with ceramic-type pick-ups. Consider the features listed above; they add up to a very good pick-up by any standards and represent a genuine triumph for Cosmocord research and production. The G.P.61 is of the turnover type and the easily replaceable cantilever styli are so designed and mounted as to damp out completely any stylus or other resonance.



... always well ahead

*ACOS devices are protected by patents, patent applications and registered designs in Great Britain and abroad.*

**COSMOCORD LIMITED · ENFIELD · MIDDX · TEL: ENField 4022**



# "BELLING-LEE" NOTES

## G9AED

'WINTER HILL'  
SITE

EXPERIMENTAL  
TELEVISION  
SIGNAL

MAP REF.  
34/660149

CHANNEL 9

VISION  
194.75 Mc/s  
SOUND  
191.25 Mc/s



THE WAVY LINE IS TO SHOW UP DELAYED IMAGES (GHOSTS) WHICH MAY APPEAR ON THE BLACK OR WHITE STRIPS. THE DOTS ENABLE AN ESTIMATE OF THE DELAY DISTANCES TO BE MADE

The Winter Hill test card is similar to those used at Croydon and Lichfield. The map reference of the site is 34/660149, channel 9. Vision frequency is 194.75 Mc/s, sound frequency 191.25 Mc/s. Estimated E.R.P. 1 kW. Sound to vision ratio 4 : 1.

## G9AED goes North ... on to Winter Hill

Weather permitting, on the first of February, or before, the G9AED caravan will move from Lichfield north to Winter Hill. Transmissions should start within the week.

On an exercise of this kind we are absolutely at the mercy of the weather. For example, at Lichfield in December the new aerial was erected and clamped into position 325 feet above ground on the I.T.A. tower, and the 1½ inch feeder cable was fixed. Then the weather broke. With only 2 hours work to be done, our men were "grounded" for several days by wind, rain, snow and ice. Even the skilled "spider men" will not venture aloft when the tower is in this condition.

We are keeping our fingers crossed and hoping for a fine spell for our move to Winter Hill. But we have backed it both ways. If conditions are really bad the transmitter will be taken up the mountain road on an underslung track vehicle, mountain mists permitting.

Up to the first week in December, the spell of duty at Lichfield was a pleasant one, but it is not so nice in wet, wintry weather. Winter Hill can be wicked in February. We can only hope that conditions will enable our operators to put in some really useful work as we are most anxious to make our service available to our many friends in Lancashire, where we employ so many people actually making aerials at our Liverpool factory.

Readers will appreciate that reception from Winter Hill on channel 9 will require similar aerials to those used in London and the Home Counties for receiving Croydon. But there is a vast difference in the terrain. The Crystal

Palace ridge, although under 400 feet, dominates the area in practically every direction. Winter Hill is very much higher—1,450 feet—and although it will have clear views north to Lancaster and Barrow-in-Furness, west and south over Liverpool, Colwyn Bay and most of Cheshire, and right into Manchester only about 15 miles away, reception to the north-east and east will definitely be patchy because of the mountains and valleys of the Pennines.

We feel that there will be quite a few black spots where reception of band III may be difficult and will call for real skill in the siting of the aerial. Where "ghosts" are prevalent multi-aerial arrays will be the order of the day. "Ghosts" will not be confined to the mountains, they will be present in all towns, Liverpool already has more than its share on band I.

### Manchester Aerial Convention

It is in the interest of dealers in this area to know as much as possible about expected reception from Winter Hill. With this view in mind we have organized an aerial convention for the afternoon of February 22nd at Belle Vue, Manchester. Any reader who would like an invitation should write to Enfield. At a similar convention in the Birmingham Town Hall, 700 people attended, representing the radio trade, municipal engineers, T.V. set manufacturers' representatives. Many of them joined in an informal technical discussion without commercial bias.

Advertisement of  
BELLING & LEE LTD.  
Great Cambridge Rd., Enfield  
Middx.

Written 23rd Dec. 1955



## COAXIAL PLUGS. L781/P2 & L734/P

The collets of these plugs have recently been re-designed and now accommodate cables from 0.312 inches to 0.145 inches, although we recommend that when loading thin cables the pig-tail method should be adopted.

This was illustrated in our page which appeared in "Wireless World" for February, 1955.

These plugs conform to the draft RECMF specification for television inlets. They are also designed to meet the various recommended methods for correct loading.

- ★ The pin is retained in the insulant.
- ★ The insulator is not a brittle moulding, it is nylon, and even if it is stood on it will come to no harm. It is more robust than those manufactured in metal.
- ★ Complementary sockets for the above range of plugs are L734/S, L604/S, (fixed) and L734/J, (free).

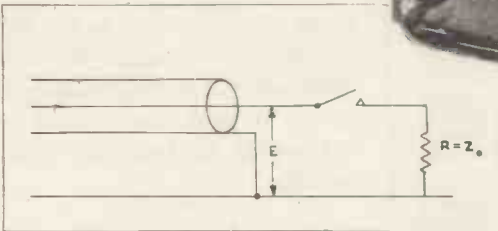

**BELLING & LEE LTD**  
GREAT CAMBRIDGE RD., ENFIELD, MIDDX., ENGLAND

Telephone: Enfield 3322 · Telegrams: Radiobel, Enfield



# HIGH SPEED PULSE GENERATOR

(1 m $\mu$ S Rise Time)



If an open-circuited transmission line charged to a positive potential  $E$  is connected to a load resistance equal to the characteristic impedance  $Z_0$  of the line, a positive step of amplitude  $E/2$  will be absorbed in the load. Simultaneously a negative step of equal amplitude will travel down the line, be reflected at the open end, and return to the junction of the line and load. Its arrival at this junction will terminate the positive step, and there will, therefore, have been a positive pulse fed to the load.

The Pulse Generator Type I employs this principle for the generation of pulses with very short rise-times. A high-speed mercury relay discharges the transmission line into the load. Three different pulse widths — 4, 50 and 100 m $\mu$ S — are immediately available, and intermediate or greater widths can easily be obtained. The pulses may be internally or externally triggered at rates up to 200 c/s and the amplitude varied over a wide range.

Further details of this and other equipments can be obtained from:—


**E. M. I. ELECTRONICS LTD.**

(One of the E.M.I. Group of Companies)

INSTRUMENT DIVISION

HAYES, MIDDLESEX, ENGLAND. Telephone: SOUTHALL 2468 (Ext. 655, 857 & 1013)

EE.21



## MARCONI-SIEMENS Radio Telephone Terminal

TYPE B  
(HW 21)

The type B (HW 21) terminal provides a satisfactory junction of HF radio with line or cable telephone and telegraph circuits. Its primary function is to eliminate the unstable conditions due to the inherently high gain in the radio link by ensuring that the radio circuit is operative in one direction only at any one instant. It also provides facilities for controlling the signal levels to the line or to the radio transmitters for discriminating against line and radio noises, and for simple privacy working. Its features include semi-automatic operation, two or four-wire line connection, electronic VF switching, radio calling facilities, and centralised test and monitoring facilities. It is self-contained for AC mains supply.



THE LINK BETWEEN RADIO AND LINE COMMUNICATIONS

*Full details of this and other Marconi-Siemens equipment, which provides completely integrated radio and line telegraph and telephone systems may be obtained from either—*



MARCONI'S WIRELESS TELEGRAPH COMPANY LIMITED, CHELMSFORD, ESSEX  
OR SIEMENS BROTHERS & CO., LIMITED, WOOLWICH, LONDON, S.E.18

MS



# *Special* **ELECTRONIC APPARATUS** *for Industry and Government Departments*



at the R.A.F. Institute of Aviation Medicine.

This specially adapted 12-channel electro-encephalograph was supplied by Ediswan for electro-medical recording in conjunction with the "man-carrying" centrifuge

Special equipment such as this is regularly being developed and produced by Ediswan for Industry and Government Departments.

Ediswan Engineers have wide experience and they are backed by first-class drawing offices and factories accustomed to working to the appropriate Government specifications.

Enquiries for this type of equipment will receive careful attention.

## EDISWAN

RADIO DIVISION



THE EDISON SWAN ELECTRIC COMPANY LTD., 155 Charing Cross Road, London, W.C.2  
Telephone: Gerrard 8660

Member of the A.E.I. Group of Companies

Telegrams: Ediswan, Westcent, London

# The World's finest Range of Magnetic Recording Tape

# EMITAPE

**'77'** PEN TESTED

GENERAL **'88'** PURPOSE

and NOW—

**'99'**  
**'LONG PLAY'**



Emitape '99' is the latest addition to the range. It is a specially developed thin based tape giving an increase of 50% recording time for long playing purposes, and is available on the range of plastic spools as listed.

Type No.	Title	Size	Length Approx.	Price
88/3	" Message "	GP 3"	175'	£0 7 6
99/3	" "	LP "	250'	£0 9 6
88/6	*" Junior "	GP 5"	600'	£1 1 0
99/9	* " "	LP "	850'	£1 8 0
88/9	*" Continental "	GP 5½"	850'	£1 8 0
99/12	* " "	LP "	1200'	£1 15 0
88/12	" Standard "	GP 7"	1200'	£1 15 0
99/18	* " "	LP "	1800'	£2 10 0

★ Fitted with metallic contact strips and suitable for all Tape Recorders with Auto-stop mechanism.  
GP—General purpose                      LP—Long play



Full details of Emitape '77', Empty Plastic Spools and Accessories are available from your local dealer or:—

**E.M.I. SALES & SERVICE LTD.**  
RECORDING EQUIPMENT DIVISION  
HAYES, MIDDLESEX, ENGLAND    TELEPHONE: SOUTHALL 2468

Export enquiries for products mentioned in this advertisement should be addressed to:—  
**E.M.I. INTERNATIONAL LTD. (also at Hayes)**

# At last! a strong

**DOES THE WORK OF TWO TAPES.** 'SCOTCH BOY' No. 33 Electrical Tape does the whole job alone. Saves labour, saves tape, saves space and time.

**DOES NOT DRY OUT.** Specially formulated plastic backing and adhesive outlast the insulation on the wire itself . . . Ageing does not reduce the adhesion.

**MOISTURE PROOF.** Trouble-free service when you use 'SCOTCH BOY' No. 33 Electrical Tape . . . No pin-holing (stretch it to its limit and see!) Oil and moisture cannot penetrate No. 33.

# fully reliable plastic

**WITHSTANDS EXPOSURE.** 'SCOTCH BOY' No. 33 Electrical Tape withstands continuous exposure to temperatures up to 105°C, and is unaffected by sunlight and weathering.

**HIGH DIELECTRIC STRENGTH.** Safer standards with less tape, because No. 33 tape—7 thou. thick—has an average A.S.T.M. breakdown value of 10,000 volts! Insulation resistance: 200,000 megohms.

**RESISTS SOLVENTS.** Unexcelled for installation, constructional and maintenance work of all kinds, especially where it may be subjected to attack by moisture, oil splash, chemical solvents, etc.

**TAKES CONTOURS.** No. 33 conforms to any contour, without curling or breaking off. The plastic backing resists abrasion and will not support combustion.

# electrical tape

**TEST FOR YOURSELF:**  
Technical information  
and sample on request



MINNESOTA MINING & MANUFACTURING COMPANY LIMITED

167 STRAND, LONDON, W.C.2. AND BIRMINGHAM · MANCHESTER · GLASGOW


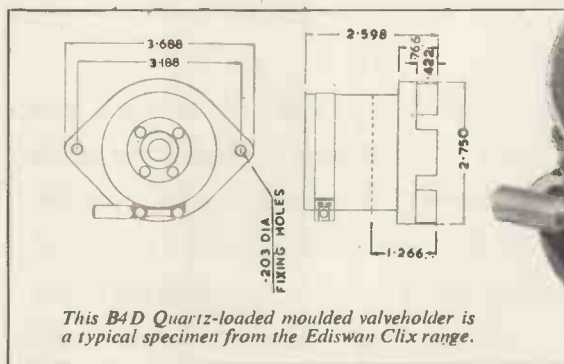


# valveholders

*for industry*

Ediswan Clix Valveholders give continuous trouble-free operation under the most exacting conditions encountered by Industrial Electronic equipment.

The very wide range includes B7G, B8A, B9A, B9G and a number of larger types such as B4A, B4D and B4F all complying with the appropriate specifications for Government equipment. Insulation materials include P.T.F.E., Nylon-phenolic and Quartz-phenolic; contact material is silver-plated Beryllium copper. Catalogue of complete range of Radio, Television and Electronic components available on request.



# EDISWAN

## CLIX

**RADIO, TELEVISION & ELECTRONIC COMPONENTS**

THE EDISON SWAN ELECTRIC COMPANY LIMITED

155 Charing Cross Road, London, W.C.2 and Branches

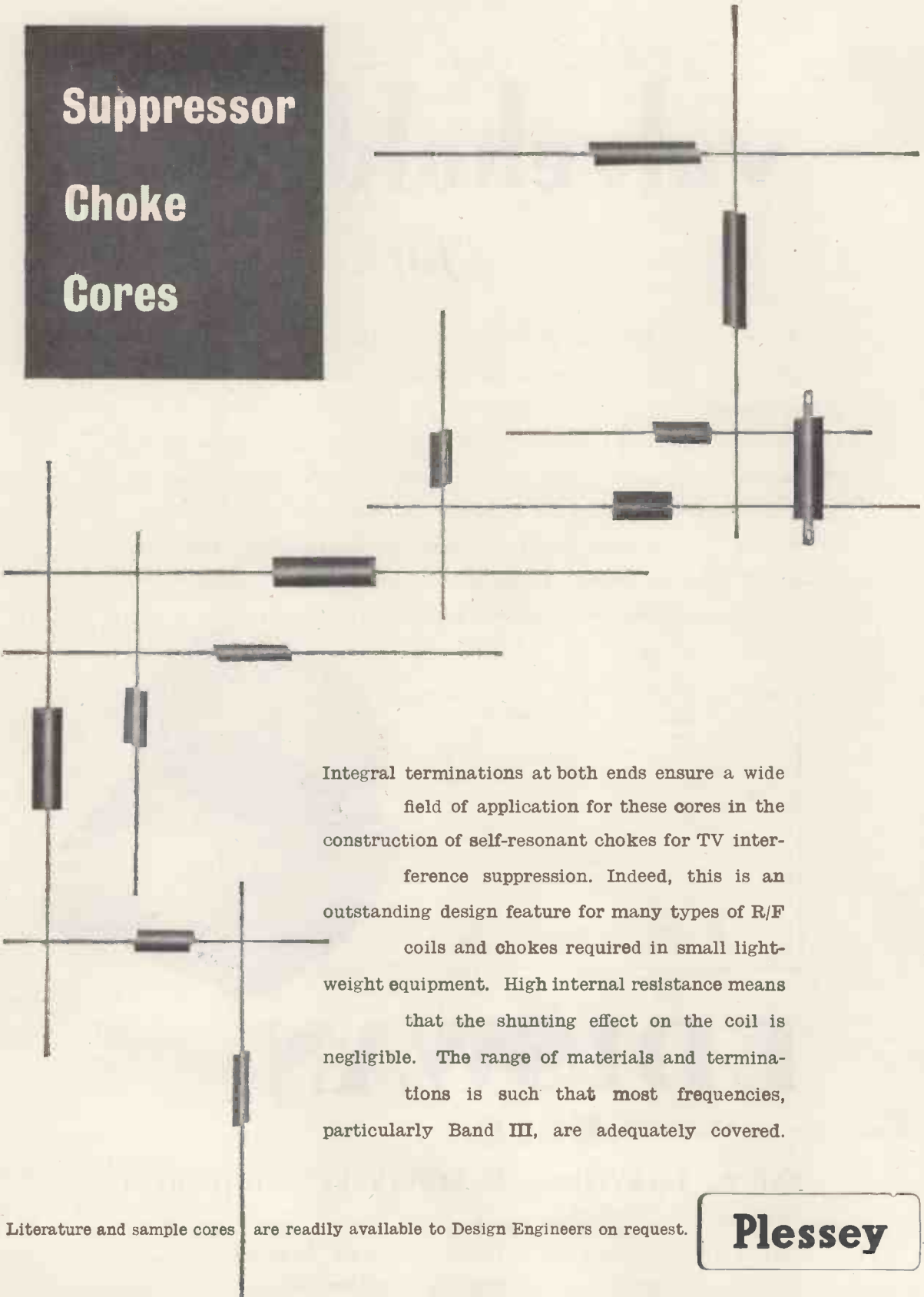
Telephone: Gerrard 8660

Member of the A.E.I. Group of Companies

Telegrams: Ediswan, Westcent, London



# Suppressor Choke Cores




Integral terminations at both ends ensure a wide field of application for these cores in the construction of self-resonant chokes for TV interference suppression. Indeed, this is an outstanding design feature for many types of R/F coils and chokes required in small light-weight equipment. High internal resistance means that the shunting effect on the coil is negligible. The range of materials and terminations is such that most frequencies, particularly Band III, are adequately covered.

Literature and sample cores are readily available to Design Engineers on request.

## Plessey

# VORTEXION TAPE RECORDER



The amplifier, speaker and case, with detachable lid, measures 8½ in. x 22½ in. x 15½ in. and weighs 30 lb.

**PRICE, complete with WEARITE TAPE DECK** ... .. £84 0 0

- ★ The play back amplifier may be used as a microphone or gramophone amplifier separately or whilst recording is being made.
- ★ The unit may be left running on record or play back, even with 1,750ft. reels, with the lid closed.

★ The total hum and noise at 7½ inches per second 50-12,000 c.p.s. unweighted is better than 50 db.

★ The meter fitted for reading signal level will also read bias voltage to enable a level response to be obtained under all circumstances. A control is provided for bias adjustment to compensate low mains or ageing valves.

★ A lower bias lifts the treble response and increases distortion. A high bias attenuates the treble and reduces distortion. The normal setting is inscribed for each instrument.

★ The distortion of the recording amplifier under recording conditions is too low to be accurately measured and is negligible.

★ A heavy mu-metal shielded microphone transformer is built in for 15-30 ohms balanced and screened line, and requires only 7 micro-volts approximately to fully load. This is equivalent to 20ft. from a ribbon microphone and the cable may be extended 440 yds. without appreciable loss.

★ The .5 megohm input is fully loaded by 18 millivolts and is suitable for crystal P.U.s, microphone or radio inputs.

★ A power plug is provided for a radio feeder unit, etc. Variable bass and treble controls are fitted for control of the play back signal.

★ The power output is 3.5 watts heavily damped by negative feedback and an oval internal speaker is built in for monitoring purposes.

**POWER SUPPLY UNIT** to work from 12 volt Battery with an output of 230 v., 120 watts, 50 cycles within 1%. Suppressed for use with Tape Recorder. **PRICE £18 0 0.**

## FOUR CHANNEL ELECTRONIC MIXER

is almost essential for the professional or semi-professional where a number of different items have to be mixed on one tape recording.

It is recommended by a number of tape recorder manufacturers for this purpose.


Any normal input impedance can be supplied to order, balanced or unbalanced, the standard being 15-30 ohms balanced.

The normal output is 0.5 volt on 20,000 ohms or less, but 600 ohms is available as an alternative.

The steel stove enamelled case is polished and fitted with an engraved white panel suitable for making temporary pencil notes.

An internal screened power pack and selenium rectifier feed the five low noise non-microphonic valves.

Used in many hundreds of large public address installations and recording studios throughout the world.



**PRICE £36 15 0**

*Manufactured by*

**VORTEXION LIMITED, 257-263, The Broadway, Wimbledon, London, S.W.19**

**Telephones: LIBerty 2814 and 6242-3**

**Telegrams: "Vortexion, Wimble, London."**



# NEW! THE PRACTICAL WAY of learning RADIO • TELEVISION • ELECTRONICS

2-stage receiver

Power Supply unit

3-stage T.R.F. Receiver

Complete 5 valve Superhet 3-wave band receiver suitable for A.M. or F.M. reception

Special units

Instructional lesson manuals

## COMPLETE EXPERIMENTAL COURSE in RADIO ENGINEERING and SERVICING

An entirely new series of courses designed to teach Radio, Television and Electronics more quickly and thoroughly than any other method. Specially prepared sets of radio parts are supplied and with these we teach you, in your own home, the working of fundamental electronic circuits and bring you easily to the point when you can construct and service radio receivers, etc.

Whether you are a student for an examination; starting a new hobby; intent upon a career in industry; or running your own business — these Practical Courses are ideal and may be yours at very moderate cost.

With these outfits, which you receive upon enrolment and which remain your property, you are instructed how to build basic Electronic Circuits (Amplifiers, Oscillators, Power Units, etc.) leading to designing, testing and servicing of complete Radio and Television Receivers.

**NEW TELEVISION COURSE** including a complete set of equipment dealing with the design, construction and servicing of a high quality television receiver.

Courses (with equipment) also available in many other engineering subjects.

**COURSES FROM 15/- PER MONTH**

## EMI INSTITUTES

An educational organisation serving the E.M.I. Group of Companies which include "HIS MASTER'S VOICE," MARCONIPHONE, COLUMBIA, ETC.

FILL IN COUPON  
FOR  
**FREE**  
PROSPECTUS



To E.M.I. INSTITUTES,  
Dept. 127X, Grove Park Road, London, W.4.  
Please send me your FREE book on Practical Courses.

Subject(s) of interest \_\_\_\_\_

NAME \_\_\_\_\_

ADDRESS \_\_\_\_\_

FEBRUARY/56

IC.68A

# TRADITION

## IN A YOUNG INDUSTRY

The oldest high fidelity amplifiers in the world are of LEAK manufacture. In 1945 as the result of war-time research in our laboratory we were able to offer, to an astonished world of audio engineers, amplifiers with a distortion content as low as 0.1%. A survey of engineering literature will confirm that we were the first manufacturers in the world to design and market amplifiers with such a small distortion content, and the magnitude of this advance can be gauged when it is remembered that the then accepted standard for laboratory amplifiers was 2% distortion. Our figure of 0.1% was received with incredulity, but it was subsequently confirmed by the National Physical Laboratory and this criterion is still an accepted world-wide standard.

With this clear lead on low-distortion amplifiers we were able to build up an export market much greater than the domestic one, and the increased volume of manufacture resulted in lower prices, which, in turn, brought real high fidelity amplifiers within the reach of the music-lover at home.

We have devoted 21 years entirely to the development and manufacture of audio products and we are proud of our position as the leaders in this field. We are also proud of the fact that the "Point One" amplifiers supplied to our first customers are still giving them results which, even now, cannot be surpassed. Our research and development departments are ever active, our pre-amplifiers have been re-designed for use with the latest input devices, and we have made great progress in the war on prices. From long experience, by the employment of new techniques and by extreme attention to design details during development work on the pre-production models, we enable our labour force to achieve a high output per man-hour. The labour costs thus saved offset the increased costs incurred for high-grade materials, components and finishes, and this together with quantity production (made possible only by a world-wide market) explains how quality products may be sold at reasonable prices.

To our old customers we give our thanks for their support and recommendation—the basis on which our Company has grown. Those who are seeking to obtain the highest quality of gramophone and radio reproduction would be wise to hear and inspect LEAK products which, with their tradition of excellence, represent the best that can be obtained.



**HIGH FIDELITY  
EQUIPMENT**



### LEAK TL/10 AMPLIFIER & 'POINT ONE' PRE-AMPLIFIER 27 gns. complete

#### "POINT ONE" PRE-AMPLIFIER

The handsome gold escutcheon plate contributes to the elegant appearance, and blends with all woods.

#### ★ Pickup

The pre-amplifier will operate from any pickup generally available in the world. A continuously variable input attenuator at the rear of the pre-amplifier permits the instantaneous use of crystal, moving-iron and moving-coil pickups.

#### ★ Radio

The radio input sockets at the rear permit the connection of the LEAK V.S. tuner unit. An input attenuator is fitted. H.T. and filament supplies are available from the pre-amplifier.

#### ★ Distortion

Of the order of 0.1%.

#### ★ Hum

Negligible, due to the use of recently developed valves and special techniques.

#### ★ Input selector

Radio, tape, records; any and all records can be accurately equalised.

#### ★ Treble

Continuously variable. + 9 db to - 15 db at 10,000 c/s.

#### ★ Bass

Continuously variable + 12 db to - 13 db at 40 c/s.

#### ★ Volume Control and Switch

The switch controls the power supply to the TL/10 power amplifiers

#### ★ Tape Recording Jacks

An exclusive feature. Readily accessible jacks are provided on the front panel for instantaneous use with Tape Recorders which have built-in (low level) amplifiers.

#### TL/10 POWER AMPLIFIER

#### Circuitry

A triple loop feedback circuit based on the famous TL/12. The output transformer is the same size as in the TL/12.

Maximum power output: 10 watts.

Frequency Response:  $\pm 1$  db 20 c/s to 20,000 c/s.

Harmonic Distortion: 0.1%, 1,000 c/s, 7.5 watts output.

Feedback Magnitude: 26 db, main loop.

Damping Factor: 25.

Hum: - 80 db referred to 10 watts.

Loudspeaker Impedances: 16 ohms, 8 ohms, and 4 ohms

★ Write for leaflet W ★

#### ELECTROSTATIC LOUDSPEAKERS

Reprints of "The Gramophone" article (May, 1955), by H. J. Leak, summarising his work and findings on Electrostatic and Dynamic Loudspeakers, are available on request, free of charge.

**H. J. LEAK & CO, LTD., BRUNEL ROAD, WESTWAY FACTORY ESTATE, ACTON, W.3**

Phone: SHEpherds Bush 1173/4/5


Telegrams: Sinusoidal, Ealux, London

Cables: Sinusoidal, London

**THE 1956 T.R.F.**

**32'6**

For the benefit of those who already have a loud-speaker and odds and ends, the "1956 T.R.F." is available in basic form. This contains all the essential items, i.e., prepared metal chassis, 3 valves, mains transformer, gang condenser, coil, volume control, valve holders, smoothing condenser, bias condenser, 6 paper and metal condensers, 7 resistors and data. The total list value of all the items is 52/6, but as a Special Offer to publicise the set, we offer all for 32/6, plus 2/6 post and insurance. Remember, if pleased with results you can add the extra parts to make the "de luxe" set as illustrated.



**F.M. TUNER**

This tuner is based upon the very successful circuit in the booklet published by Data Publications. We have made up models at all branches and will be glad to demonstrate. Cost of all parts including valves, prepared metal chassis, wound coils and stove enamelled scale, slow motion drive, pointer, tuning knob, in fact everything needed to make the complete unit, is £8/12/6. Data is included free with the parts or is available separately price 2/.

**CABINETS FOR ALL WE CARRY A VERY VARIED STOCK PLEASE CALL**




The one illustrated is the "Empress," it is undoubtedly a beautiful piece of furniture. It is elegantly veneered externally in figured walnut, internally in white sycamore. The radio section is raised to convenient level but is not drilled or cut. The lower deck acts as the motor board, again is uncut, it measures 16 x 14 and has a clearance of 5in. from the lid. There is a compartment for the storage of recordings. Overall dimensions of this essentially modern cabinet are 3ft. wide, 2ft. 8in. high and 1ft 4 1/2in. deep. Price £14/14/- carriage and insurance 20/-.



**THIS IS ON OFFER AT APPROX. HALF COST TO MAKE.**


An impressive costly looking cabinet originally designed for T.V. but simple modification makes the cabinet suitable for radio-gram, amplifier, tape recorder, or reflex speaker—size 23in. wide, 22in. deep and 37 1/2in. high. Limited quantity at £8/15/- each, carriage 12/6.

**E.H.T. GENERATOR**



This is a made-up unit, power consumption (6.3 volt 8 amp. filament and approx. 59 mA H.T.), contains three BVA valves. Output from 6 kV to 9 kV rectified with normal H.T. rail input but somewhat higher outputs can be obtained with higher H.T. supply. Dimensions are 6 1/2 x 4 x 7in. Price 69/6, post, packing, etc., 5/-.

**SERVICE DATA**



100 service sheets, covering British receivers which have been sold in big quantities, and which every service engineer is ultimately bound to meet. The following makes are included: Aerodyne, Alba, Bush, Cosor, Ekco, Ever-Ready, Ferguson, Ferranti, G.E.C., H.M.V., Koister-Brandes Lissen, McMichael, Marconi, Mullard, Murphy, Philco Phillips, Pye, Ultra. Undoubtedly a mine of information invaluable to all who earn their living from radio servicing. Price 21 for the complete folder. Our Folder No. 2 consists of 100 data sheets covering most of the popular American T.R.F. and superhet receivers "all dry" etc., which have been imported into this country. Names include, Spartan, Emerson, Admiral, Crossley, R.C.A., Victor, etc. Each sheet gives circuit diagrams and component values, alignment procedure, etc., etc. Price for the folder of 100 sheets is £1. Post free.

**NEW 5 AMP. THERMOSTAT (MINIATURE)**



2 1/2in. x 1in. x 1 1/2in. high. Useful for the control of appliances such as convectors, gluepots vulcanisers, hot plates, etc. This thermostat is adjustable to operate over the temperature range 50-550 deg. F., fitted with heavy (5 amp. A.C.) silver contacts size 1 1/2in. long x 1/2in. wide, price 8/6, post 6d. 2 amp. type 5/8.

**CLEVELAND CAR BATTERY CHARGER**



Gives 1 1/2 amp. charge—uses everlasting metal rectifier and robust double wound mains transformer in metal carrying case with leads and croc. clips. Price, 6 volt, 29/6; 6 and 12 volts, 39/6, post 2/6.



**CHASSIS ASSEMBLY**


Three-colour 3-waveband scale covering standard, Long, Medium and Short wavebands, scale pan, chassis, punched for standard 5-valve superhet, pulley driving head, springs, etc., to suit. Scale size 14 1/2 x 3 1/2in. Chassis size 15 x 5 x 2 1/2in. deep. Price 15/- plus 1/6 post. Note—This is the one that fits our 37 1/2 table cabinet.

**TRANSFORMER SNIP**

**11'6**

Post 2/-.

Fully shrouded—standard 280-0-280, 200-250 v. primary at 80 m/a. 6.3 v. at 3 amp., 5v. at 2 amp.



**MULLARD AMPLIFIER "510"**

A High Quality Amplifier designed by Mullard engineers. Robust high fidelity with a power output exceeding 10 watts and a harmonic distortion less than .4% at 10 watts. Its frequency response is extremely wide and level being almost flat from 10 to 20,000 C.P.S.—three controls are provided and the whole unit is very suitable for use with the Collaro Studio and most other good pick-ups. The price of the unit completely made up and ready to work is £12/10/- plus 10/- carriage and insurance. Alternatively, if you wish to make up the unit yourself we shall be glad to supply the components separately. Send for the Mullard amplifier shopping list.



**MINI-RADIO**

Uses high-efficiency coils—covers long and medium wavebands and fits into the neat white or brown bakelite cabinet—limited quantity only. All the parts, including cabinet, valves, in fact, everything, £4/10/- plus 3/6 post. Constructional data free with the parts, or available separately, 1/6.



**GRAMOPHONE AUTO-CHANGER**

Latest types by all famous makers are invariably in stock at competitive prices. B.S.E., Monarch, Garrard, etc. Latest models £7/15/-, plus 5/- carriage and insurance.


**RADIO SCALES, 4/- DOZEN**



An exceptional bargain this month is our assorted parcel of radio scales. A most useful collection for all who make up experimental or other radios. We offer twelve assorted scales mostly in two or three colours for 4/-, plus 9d. post and packing. Limited quantity only.

**ENTIRELY NEW CIRCUIT Redesigned and now built by the Cleveland Company—very good reports received.**

**THE "WINDSOR 5"**



This is a 5-valve A.C./D.C. superhet covering the usual, long, medium and short wavebands. It has a particularly fine clear dial with an extra long pointer travel. Osram valves are used and the chassis is complete and ready to operate. Chassis size 15 x 6 x 6in. Price £9/19/6, complete with 8in. or 6in. speaker. Carriage and insurance 10/- E.P. terms if required.



**BARGAINS TO CLEAR**



**ASTRO COMPASS**  
We have a very limited stock of this most useful instrument. Price, 10/- each, post 1/6.

**MULTI-SPEED MOTOR**

Works off A.C./D.C. mains; fitted with gear box gives any speed from 1 r.p.m., 22/6. post and packing 1/6.



**SENSITIVE ALTIMETER**  
(Very good but not perfect). These contain aneroid barometer movement. Price only 5/-, post etc. 1/6.



**30 AMP ROTARY SWITCHES**

A very robust switch, made by one of our most famous firms. Will give life-time of service. Price complete with pointer knob. Single pole on/off, 4/-, 4 pole change over, 7/6, 6 pole change over 12/-.

**12" TELE-CABINET**

**15/-**

Veneered and Polished—Perfect. New and unused.




**IMPULSE RELAY**

Somewhat soiled due to storage but mechanically O.K. Price 2/6, plus 9d. post. Booklet giving some circuits price 1/- post free.



**CONNECTING WIRE**

P.V.C. covered in 100ft. coils—most colours—four coils different colours. 10/-, post free.



**RELAYS**

Extra light weight, extra sensitive for high speed or radio control work. weight only 1 1/2 oz., closes on 2 mA., sold platinum changer contacts, adjustable pressure. Price 12/6.

**BAND III CONVERTER**

**ADDITA—Many hundreds in use**

Any television receiver, whether super-hel or straight A.C. or A.C./D.C. home constructed or factory built, which at present will receive B.B.C. will also receive I.T.A., if this converter is added. No modifications at all are necessary to the receiver. Simply plug in the aerial leads and connect to A.C. mains. The converter is in a neat metal case with provision for fixing to the side or the back of the set. Price 26/10/-, or H.P. terms available on request if required.



**BUILD YOUR OWN CONVERTER**

You can save at least £2 on the above if you build the converter yourself. Price of all components including stove enamelled case and even transfer for the front is 23/10/- or 24/10/- if mains components also required. Data is included free with the parts or available separately price 2/6.

**THIS MONTH'S SNIP**



**The "ESTRONIC" Band III Converter**

Today's best value in Band III converters suitable for your T.V. or money refunded. Complete ready to operate. 59/6 non mains or 85/- mains, post and insurance 3/6.

**BAND III PRE-AMP**

In difficult areas it will be necessary to increase the signal level and this is the ideal unit for this purpose.

It is A.C. mains operated and is fitted with input and output coax. plugs. Price 24, post and packing 3/6.



**COIL, SETS FOR CONVERTORS**

**Straight Set**  
Comprises coils for R.F., Oscillator, Relector, Chokes for the heater line and I.F. coil. Suits many circuits, for instance Wireless World, Radio Constructor, Teletron, Data Publications, etc., etc. (circuit included). Price 15/-, post 1/-.

**Cascode Set**  
Comprises I.F. coil in square can, oscillation coil, two R.F. coils, heater chokes, etc. Suitable for most Cascode circuits, Practical T.V., Radio Constructor, Teletron, Data Publications, etc. Price 18/-, post 9d. (circuit included).

**BAND III FILTERS**

To eliminate patterning and other interferences, also re-transmitting causing complications with neighbouring receivers. Two models—One high-class cuts out frequencies above 45 m/c., the other low-pass cuts out frequencies below. Price 27/6 each, postage 2/6.

**BAND III AERIALS**



**AERIALS**

**BAND III Aerials—**

These aerials have quick fitting alloy elements and polythene low-loss insulators.

**BAND III DOWN-LEAD.**  
11d. per yard, super-low-loss.

3-element array for indoor use gives very good results adequate for most areas. 12/- post 3/6

3-element array with swan-neck mast with "U" bolt clamp for fitting to existing masts from 1in. to 2in. dia. 41/6

3-element array with cranked mast and wall mounting bracket 42/6

3-element array with cranked mast and chimney lashing equipment. 65/-

5-element array with swan-neck mast and "U" bolt clamp for fitting existing mast from 1in. to 2in. dia. 52/6

5-element array with cranked mast and wall mounting bracket 53/6

5-element array with cranked mast and chimney lashing equipment 67/-

8-element array with swan-neck mast and "U" with clamp for fitting to 1in. 2in. dia. mast 69/-

8-, 10- and 12-element arrays also stocked. Please note, prices do not include carriage, which should be added.

**OFFICE INTERCOM**

This is a very special offer of a master (two station) unit using push-pull circuitry—operated from A.C. mains and is complete in polished cabinet. Price only 24/19/6.



**THE TWIN 20**

This is a complete fluorescent lighting fitting. It has built-in ballast and starter—stove enamelled white and ready to work. It is an ideal unit for the kitchen, over the work-bench and in similar locations. It uses two 20-watt tubes. Price, complete less tubes, 29/8, or with two tubes 39/6. Post and insurance 2/6. Extra 20-watt tubes, 7/6 each.

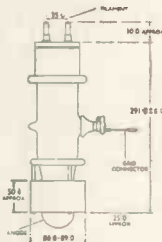
**CAR STARTER/CHARGER KIT**

All parts to build 6- and 12-volt charger which can be connected to a "flat" battery and will enable the car to be started instantly. Kit comprising the following:—

Mains transformer	19/6
5-amp rectifier	17/6
Regulator Stud Switch	3/6
Resistance Wire	2/-
Resistance Forms	2/6
Mains on/off Switch	1/-
0.5-amp. Moving Coil Meter	9/6
Constructional Data	1/6

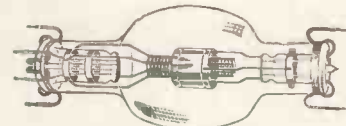
or if bought all together price is 52/6, plus 2/6 post and packing.

**SPECIAL PURPOSE VALVES**



Triode Type CV 1098 this is a high-power air-cooled triode. Specification of which is as follows: Filament voltage 8.2 v., filament current 35 amps., anode dissipation 750 watts.

This valve is very suitable for R.F. heating at high frequencies and two of these in push-pull under Class C conditions would have an output of approximately 2 kilowatts. Brand new, still in original shockproof packing, price £5 each. Carriage and insurance 10/-.



**TETRODE TYPE VT31**

This is a high-powered air-cooled tetrode. Specification of which is as follows:—Heater volts 11.25, heater current 8 amp., maximum anode voltage 5 kV., anode dissipation 250 watts, size approximately 14 1/2 in. long and 6 1/2 in. across the bulb.

Limited quantity only at 24 each, still in original packing. Carriage and ins. 10/-.

**NEW AMERICAN EQUIPMENT**

**INSERT MICROPHONE**  
Ref. No. Mic 253-A, a really beautifully made magnetic mike of little over 1in. in diameter. Price 8/6, post free.

**LOW-HIGH ADAPTOR**  
Changes low resistance headphones to high resistance. Ref. No. MC-385-C, standard jack plug fitting. Price 4/6 each.

**PUSH PULL OUTPUT TRANSFORMER**  
Potted Midget type standard matching. Ref. No. 866. Size 1in. x 1in. x 2 1/2in. Price 8/6 post free.

**PUSH PULL INPUT TRANSFORMER**  
Potted Midget type Ref. No. 4358. Size 1in. x 1in. x 1 1/2in. Price 6/6, post free.

**ELECTRONIC PRECISION EQUIPMENT LTD.**

249 Kilburn High Road, Kilburn  
Phone: MAI 4921  
Half-day Thursday

42-46, Windmill Hill, Ruislip, Middlesex  
Phone: RUISLIP 5780  
Half-day Wednesday

152-153 Fleet St., E.C.4.  
Phone: FLEET 2833  
Half-day Saturday

29 Stroud Green Road, Finsbury Park, N.4.  
Phone: ARCHWAY 1049  
Half-day Thursday

Post orders should be addressed to E.P.E. LTD., M.O. Dept 2, 123, TERMINUS ROAD, EASTBOURNE. All enquiries to Eastbourne address and please enclose S.A.E. terms are cash with order.

# G.W. SMITH & CO

## (RADIO) LIMITED

Phone: GERRARD 8204/9155

Cables: SMITHEX LESQUARE

3-34 LISLE STREET, LONDON, W.C.2

TRADE ENQUIRIES  
INVITED

FOR ALL RADIO BARGAINS

WE PURCHASE ALL TYPES OF  
RECEIVERS AND TEST GEAR

### PORTABLE SUB-STANDARD MILLI-AMMETERS.



Manufactured by Elliott Bros. Basic movement 1 m/a. Seven ranges, 0/1, 0/5, 0/20, 0/50, 0/100, 0/200, 0/500 m/a. Accuracy 0.6% at 68°F. 6in. mirror scale, calibrated 0/100 m/a. with knife edge pointer. Supplied brand new with leather carrying case, £12/10/- each.

**PARMEKO TRANSFORMERS.** Input 230 volts 50 cycle. Output 620/0/620 volts, 250 m.a., tapped 550/0/550 and 375/0/375 volts. Two 5 volt 3 amp windings. Ample space for 6.3 volt windings. 100% rating. 42/6 each.

**POST OFFICE UNISELECTORS.** Standard type, 25 position, 4 bank, 32/6; Ditto 8 bank, 45/-.

**HALLICRAFTER POWER UNITS.** Brand new and boxed. 12 volt D.C. input. Output 250 volts 70 m/a. (supplied by vibrator rotary) and 350 volts 165 m/a. (supplied by rotary transformer). Complete with all smoothing. Ideal for portable or marine transmitter/receiver, 59/6 each.

**ADMIRALTY TRANSFORMER.** Primary 230 volts 50 cycle. Secondary 5/0/5 volts, 5/0/5 volts and 5/0/5 volts at 5 amps. This will give any voltage between 5 and 30 volts in 5 volt steps at 5 amps. Brand new, 39/6 each.

**AR.88 SPARES.** Brand new, complete drive assemblies, 10/6. This precision drive can easily be adapted for other receivers. Brand new ganged tuning condensers for AR.88, 22/6.

**CONTACT COOLED RECTIFIERS.** Latest type, extremely small, 125 v. 80 m/a., 4/3; 250 v. 50 m/a., 7/6; 250 v. 85 m/a., 9/-; 250 v. 300 m/a., 15/6; 250 v. 75 m/a., full wave and bridged, 12/6.

**MARCONI BAND III CRYSTAL CALIBRATORS.** Frequency coverage 170/240 Mc/s. Accuracy .001%. Supplied brand new in original transit case with spare set of five valves and 5 Mc/s. crystal, £5/19/6 each.

**MUIRHEAD VERNIER DRIVES.** Brand new and boxed, 7/6 each.

**MARCONI SIGNAL GENERATORS.** Type TF390G. Frequency coverage 4/100 Mc/s. Supplied brand new with spare valves, instruction manual and calibration chart. £25 each.

**BATTERY CHARGING EQUIPMENT.** Transformers. 200/250 volts input. Output 9 or 15 volts 1 amp., 9/9; 3.5, 9 or 17 volts 1.5 amp., 12/6; 3.5, 9 or 17 volts 2 amp., 14/3; 1.5, 9 or 17 volts 4 amp., 16/6.

**INSTRUMENT LEADS.** 6ft screened lead with two standard jack plugs. 3/- each.



**VALVE VOLTMETERS** No. 2. Specification A.C. 200/250 volts 50 cycle input. 5 A.C. ranges, 1.5/5/15/50 and 150 volts. D.C. readings can be made up to 300 volts. Input impedance 50 megohm. Accuracy 1% at 50 Mc/s. and 5% at 200 Mc/s. All instruments are supplied, as new in transit cases, £17/10/- each.

**BENDIX TA-12 TRANSmitters.** Type TA-12B, Frequency coverage 300/600, 3,000-4,500, 4,000-6,400 and 6,300/7,000 Kc/s. Type TA-12C, Frequency coverage 300/6800 Kc/s. and 3/12 Mc/s. Two 807 P.A. stage, 07 buffer and 4 12SK7 oscillator stage. Supplied in brand new condition, 59/6 each.

**ROTARY CONVERTORS.** Input 24 volts D.C. Output 230 volt 50 cycle, 150 watt. Supplied in perfect condition, £4/12/6 each.

**BENDIX COMMUNICATION RECEIVER RA-1B.** A six waveband receiver covering 150 Kc/s. to 17 Mc/s., gap 1.5 to 1.8 Mc/s. Valve line-up, 5 6K7, 1 6L7, 1 6R7, and 1 6K6 output valve. Power requirements 250 H.T. and 6.3 or 12 volt L.T. All receivers aerial tested before despatch. Only £11/19/6.

**MARCONI TFG-517 SIGNAL GENERATORS.** Frequency coverage 16-58 mc/s. and 130-260 mc/s, directly calibrated. For operations on 200-250 v. A.C. Supplied brand new, complete with all valves and coils, £35.

**DON MARK V FIELD TELEPHONES.** A pair of these telephones will give communication between any two points. Supplied brand new, complete with handset, buzzer, bell, key and instructions, 39/6 each.

**BAND III CONVERTOR KITS. TELETRON Mk. I CONVERTOR KIT, £2/8/-** complete Power Pack components, 24/- extra. **TELETRON Mk. II CASCODE KIT, £2/15/-** complete. Power Pack components, 24/- extra. **REPANCO CASCODE KIT, £2/17/-** complete Power Pack components, 24/- extra.

**CAMBRIDGE UNIPivot GALVANO-METERS.** A few only of these instruments at a fraction of original cost. Specifications: F.S.D. 50-0-50 microamps, res. 50 ohms, 3in. mirror scale with knife edge pointer. Dia. 4in. depth 2in., supplied brand new and tested in leather carrying case, £3/19/6.



**DEAF-AID UNITS.** An exceptional offer of Deaf-Aid Units complete with three subminiature valves, crystal mike, volume and tone controls, etc., less only outside Bakelite case, 19/6. Miniature ear pieces to match 3/6 or with lead and plug 4/6. Deaf-Aid Valves CK505AX, brand new, 2/6. Deaf-Aid pots 1 megohm with switch, 1/-.


**RIISS RECEIVERS.** Special offer owing to clearance of stock. Few only models in perfect condition and aerial tested, £6/19/6. Power pack and audio output stage to match, £3/19/6.

**100 MICROAMP METERS.** 2½in. flush mounting meter, scaled 0-1500 yards, first-grade instruments, brand new and boxed, 39/6 each. **50 MICROAMP METERS.** 2¼" scale. 59/6 each.

**METERS.** All brand new and boxed. 0/50 m/a, 2in. square, F.M., M/coil, 7/6; 0/150 m/a., 2in. square, F.M., M/coil, 7/6; 0/200 m/a., 2½in. round, F.M., M/coil, 9/6; 0/300 volts D.C. 2in square, F.M., M/coil, 10/6; 0/5 amps., 2½in. round, F.M., R.F., 7/6; 0/10 amp, 2½in. round, F.M., M/coil, 12/6; 0/300 volt A.C., 2½in. round, F.M., M/I., 25/-.

**HEAVY DUTY VOLTAGE REGULATOR TRANSFORMERS.** These transformers will regulate 50 cycle A.C. mains between 185 and 250 volts at 24 amps. Price £12/10/- each.

**COSSOR DOUBLE BEAM OSCILLOSCOPE TYPE 3339.** We are again able to offer these oscilloscopes at a fraction of original cost. Supplied in perfect order, for operation on 200-250 v. A.C. Price £27/10/- each.



**RECORD AMPLIFIERS.** A push-pull amplifier giving 8 watts output. For operation on 200/250 volts A.C. Standard gram input, output matched to 3 or 15 ohms. Tone and volume controls. Complete valve line-up: 65N7, 6V6, 6V6, 5Z4. Supplied in an attractive cream desk type cabinet, brand new, £6/10/-.

**VARIAC TRANSFORMERS.** 230 volt 50 cycle input. Output 0/250 volts, 9.4 amps. Brand new, £15 each.

**HEAVY DUTY L.T. TRANSFORMER.** Input 230 volts 50 cycle. Output 17.75 volts 35 amp. Brand new and boxed, 72/6 each.

**VALVE VOLTMETERS.** A bargain test instrument measuring 50/200/500 volts D.C. on three ranges. Meter is a 2½in. 0/1 m/a. movement. Operation from 230 volts 50 cycle mains. Housed in wooden instrument case, size 14in. x 8in. x 9in. Complete with all valves and supplied brand new, 79/6 each.

**LARGE SCALE I/M/A METERS.** Latest square type meter with 4in. scale. Brand new and guaranteed, 75/-.

Ditto with basic movement 500 microamp, 79/6.

**CRYSTAL MICROPHONE INSERTS.** Ideal for tape recorders, amplifiers, etc., 4/6 each.

**METER SWITCHES.** Standard "Yaxley" type, 8 bank, single pole, 9, 11 or 12 way, 7/6 each.

### INSTRUMENT POTENTIOMETERS.

Brand new American type, 10,000 ohms, 5½in. dia., built in correction plate, 22/6 each.

Colvern type, 3½in. dia., 50,000 or 100,000 ohm, brand new, 10/6 each.

### 12-VOLT ROTARY TRANSFORMERS.

Input 12 volt D.C., output 190 volts 65 m/a., ideal for running electric razor or radio from car battery. Completely enclosed, 19/6 each.

### WESTERN ELECTRIC HANDSETS.

Standard P.O. type, 12/6 each.

### ADMIRALTY TRANSFORMERS.

(a) Input 230 volts 50 cycle, output 2,000 volts 5 m/a., 14/6. (b) Input 200/250 volts 50 cycle, output 4 volt 14 amp. and £3 volt C.T. 1.5 amp., 10/6.

### H.R.O. 6 VOLT VIBRATOR SUPPLY UNITS.

Output 185 volts 80 m/a. 6.3 volts 3 amp. 6X5 rectifier, choke and condenser smoothed, 29/6 each.

### AMERICAN POWER RHEOSTATS.

Brand new and boxed, 8 ohm 3.3 amp., 8/6; 8 ohm 2.5 amp., 7/6; 90 ohm .74 amp., 7/6; 200 ohm .35 amp., 5/6.

### VALVE BARGAINS.

6H6 1/9; 5P61 2/-; VU111 1/9; 6U7 4/6; EF36 4/6; PEN46 4/6; VU150/30 5/6; 6J5SM 5/6; 6V6 6/6; 5U4G 7/6; 5Z4 7/6; EF80 10/6; ECC84 12/6; 6S67 4/6

### CHOKES.

"Collin 5" potted type 8 henry 100 mills, 8/6; "C" core type 4 henries 22.5 mills, 4/6.

### MIDGET REVERSIBLE MOTORS.

For operation on 6, 12 or 24 volts D.C. Size: 2in. x 1½in. Ideal for model makers, 10/6.

### HOURS OF BUSINESS:—9 a.m.—6 p.m.

Thursday 1 p.m. Open all day Saturday.

PLEASE PRINT NAME AND ADDRESS CLEARLY, ALSO INCLUDE POSTAGE OR CARRIAGE ON ALL ITEMS.



**Metz**

# Babyphon-S



**38 GNS.**  
(including P.T.)

## A COMPLETE RADIOGRAM IN HANDBAG SIZE

This entirely self-contained mains/battery portable receiver includes within its case a single speed 45 r.p.m. record player and storage for six records, yet it is smaller and lighter than many ordinary portable radios.

Volume capacity and tone (control of which is infinitely variable) are outstanding and the pleasing maroon coloured plastic cabinet which houses a seven inch elliptical speaker entirely destroys any impression that this instrument is a toy.

Using four B.V.A. valves and standard type batteries playing time is up to eighty hours without renewal. The batteries driving the turntable (which has a variable speed control) are entirely separate from those operating the radio. A novel feature is a power consumption key which allows up to 50% saving in current consumption at the cost of only slight volume reduction.

Five pushbuttons give medium and long wave band selection, record player, battery-saver and on-off. Change-over to mains use is entirely automatic by the removal of the mains plug from its "transport" socket and plugging it into the electricity. The mains plug is also used to release the back panel so that it is impossible to open the set when it is "live." Total weight is 15½ lbs.



Send for Literature on the full range of METZ Radio Instruments.

**L.P.R. LTD., 28 CURZON STREET,  
LONDON, W.1** Telephone: —GROsvenor 7177



Estd.

1925

**EASY**

**TERMS**

**LEAK** QUALITY EQUIPMENT  
*for the Connoisseur*

If you want the Finest Quality Reproduction together with Workmanship of the Highest Order your choice must be LEAK.

AS USED BY BROADCASTING CORPORATIONS THROUGHOUT THE WORLD.

LEAK "TL/10" AND "POINT ONE" PRE-AMPLIFIER. Cash Price £28/7/-, or sent for £4/10/- Deposit and 18 monthly payments of 30/-, carr. and crate free.

### LEAK DYNAMIC PICK-UP

Complete with two detachable diamond heads and transformer. Cash Price £21/19/9 or sent for £4 Deposit and 10 monthly payments of 40/-. Post and packing paid.

Delivery of all the above is from stock. We can also supply the **LEAK F.M. TUNER**. Wharfedale, Goodmans and Tannoy loudspeakers, etc., Connoisseur Variable 3-speed and Motors all other Quality Equipment on EASY TERMS. Please let us have your requirements.

**NOW TRY THE NEW  
REMINGTON SUPER 60  
14 DAYS' LUXURY SHAVING FOR 5/-  
DEP.**



**SEND ONLY 5/-**  
(returnable Deposit) for 14-day Free Trial ... then 15/- balance after trial if satisfied and 8 monthly payments of 24/6 (or 19/6 if you send your old shaver).  
Cash Price £10/4/3.

Here is The Supreme Shaving Instrument—the latest super-styled model, with larger effective shaving area. Double-insulated Built-In Motor. AC/DC 200 250 v. Immediate delivery in luxury Suede-finish presentation Case.

**★ 40/- ALLOWED FOR YOUR OLD SHAVER**—any make, any condition—if you buy a New Remington Super 60 after trial for Cash or Terms.  
Send for **FREE BROCHURES**.

**The L · R · SUPPLY CO., LTD.,  
BALCOMBE · SUSSEX** Telephone: Balcombe 254




## Now available

with our Equipments

The

# Ortofon

Moving Coil Pickup



- Separate heads for L.P. and 78 r.p.m. records.
- The Ortofon arm with ball-bearing mounting and special quick-locking ring.
- Suitable matching transformer for use with our pre-amplifiers.

Type 384 with triple mu-metal screen for hum rejection and a copper screen against stray R.F.

Demonstrations: London area:

Messrs. B-K Partners Ltd.,  
The Classic Electrical Co. Ltd.

**NEW** — special PFA PRE-AMPLIFIER for use with the above, now available.

**GOODSELL LIMITED**, 40, Gardner St., Brighton, 1

Telephone: 26735



## VHF/FM BROADCAST RECEIVER TYPE CB4

Constructed to VHF standards throughout. Covers the band 2 with RF. Mixer, 2-IF, and ratio detector stages. Provision is made for single or push pull output, or added Short Waveband. Although "hand built" in small quantities, an attractive price is maintained.

Model "A," FM tuner. A popular and small unit, with good sensitivity. These are in use from Bognor to Ely, and little changed since first described by Amos and Johnstone in the "Wireless World." New "hammer" finish front plate and tuning scale carries a magic eye; this and power unit are optional.

Our new Linear Amplifier is condensed to only 12 x 5in. plan with symmetrical front layout. Linear Hi-Fidelity Amplifier £14 10 0.

CB4 FM/MW feeder unit, mains driven.....	£21	0	0
CB4/2, with push pull output .....	£26	0	0
"A" basic tuner .....	£11	17	6
"A" tuning scale, magic eye .....	£2	0	0
"A" power unit .....	£3	0	0

Welcome to **MARLBOROUGH YARD, N 19**, evening demonstrations also arranged.

**BEL SOUND PRODUCTS CO.**

ARC. 5078

## WANTED

**BC221 Frequency Meters £26 paid**

Largest stocks in Europe of  
Government surplus material

**ALTHAM RADIO CO.,**

**Jersey House, Jersey Street,  
Manchester, 4.**

Central 7834/5/6.

## SURREY STEEL COMPONENTS LTD.

RIVERSIDE 6673/4

for

**PRESSED METAL COMPONENTS**

— FINISHED TO SPECIFICATION —



● MANY STANDARD TOOLS AVAILABLE IN STOCK ●  
**SURREY STEEL COMPONENTS LTD.**  
74-76 CHURCH ROAD, BARNES, S.W.13

## INSULATING SLEEVINGS . . .

P.V.C. AND  
POLYTHENE  
SLEEVINGS  
INSULATED  
WIRES AND  
FLEXIBLES

An aircraft's performance . . . your car's reliability . . . tonight's Television and Radio's sound may depend upon efficient electrical insulation.

A.I.D. and A.R.B. Approved

**PLASTICABLE LIMITED**  
HAWLEY LANE, FARNBOROUGH, HANTS

Phone: Farnborough, Hants 85

## THE "ASPDEN" TAPE DECK



MODEL No. 721 (assembled),  
YOURS FOR 10/- DEP.  
plus 5/- P. & P. and 6  
monthly payments of 34/6.  
CASH £9/17/6.

MODEL No. 521 (assembled)  
7/- DEP. plus 5/- P. & P. 6  
monthly payments of 31/6.  
CASH £8/17/6.

They are also available in kit form at £8 10/- and £7/10/- respectively or on our easy terms.  
Specifications. Model 521 7 1/2in. x 1 1/2in. 5in. Reels.  
Model 721 10 1/2in. x 1 1/2in. 7in. Reels. High Impedance Record/Replay heads 2,800 ohms at 1K Gap .004in. at 50 Kc/s. 60 v. High Impedance Erase Head 10,000 ohms at 50 K. Gap .0025in. Erase Volts at 50K. 80/90. Both heads are latest type, low capacity moulded with Ferroxcube core.  
2 speeds are obtainable: 3 1/2in. and 7 1/2in. per sec. Frequency Response at 3 1/2in. per sec. approx. 50/8,000 c.p.s. and at 7 1/2in. per sec. 30/12,000 c.p.s. A detachable handle is supplied for hand rewinding. Model 721 panel is drilled for a rewind motor should the user wish to fit one. Drive. Rubber belt from a constant speed motor to a perfectly balanced flywheel, giving constant tape speed, without "wow" and "flutter," throughout the full length of tape. The motor is suitable for 100/250 volts 50 cycles mains.

**LAFCO COMPOUNDS LTD. (Dept. WW5)**  
3, Corbetts Passage, Rotherhithe New Road, London, S.E.16

# Mastertape

## MAGNETIC RECORDING TAPE

is manufactured by the experts in sound recording...

### M.S.S. RECORDING CO. LTD.

and is used by all who require faithful reproduction including broadcasting stations, government communication centres, etc.



TRY A SPOOL, YOU WILL BE AMAZED

Exclusive

**The Tape with the Special Polish.  
Reducing Wear on Heads to a Minimum.**

- ★ Meets the most exacting professional requirements
- ★ Negligible wear on recording head
- ★ High output level at high frequencies
- ★ PVC or cellulose acetate base to choice
- ★ 2400 ft. 1200 ft. 600 ft. 300 ft.

DETAILS OF THIS AND OTHER RECORDING EQUIPMENT FROM:-

## M.S.S. RECORDING COMPANY LTD.

COLNBROOK, BUCKS

Telephone : COLNBROOK 430 (8 lines)

# Three Tried and Tested F.M. Units

... for quality reception of the B.B.C.

All leading makes of Amplifiers, Speakers and Pickups including the complete range of Eddystone apparatus, may be heard and compared at WEBB'S

**LOWTHER F.M. "Mk II"**, the improved version of a famous tuner, high-grade workmanship and perfect quality of reproduction. Price £30.15.7

**JASON F.M. UNIT**, unbeatable in its price range. Excellent design and workmanship, will work with any amplifier. Price £16.12.7

**EDDYSTONE "820" F.M./A.M. Unit**, made by Britain's leading V.H.F. engineers, the "820" combines high sensitivity with the utmost reliability. Self-powered for easy connection. Three pre-set medium and long-wave stations plus quality reception on F.M. Price £39.18.0

# Three Receivers

... for distant signals

**EDDYSTONE "840A" Communications Receiver**, has a specification to delight all short-wave enthusiasts. Precision tuning and great sensitivity brings the world to your fingertips. For AC/DC operation, 110/240 volts. Price £55.

**EDDYSTONE '750' Communications Receiver**, uses eleven valves in a highly efficient double superheterodyne circuit. Price £278.0.0

**EDDYSTONE '680X' Communications Receiver**, fifteen valves including push-pull output, combines great range and good reproduction. Price £120.0.0

Any apparatus can be supplied under extended terms, also on WEBB'S "Sixth Months No Interest" Plan



14 SOHO STREET, OXFORD STREET, LONDON, W.1  
Tel.: GERrard 2089. Shop Hours: 9 a.m.—5.30 p.m. (7 p.m. Thursdays). Saturdays 9 a.m.—1 p.m.

## NEW!

### PROFESSIONAL TAPE RECORDER

- ★ 3 heads
- ★ B.B.C.—type Programme Meter
- ★ C.C.I.R. Recording Standards
- ★ Moderately Priced
- ★ 2 speeds

To be released shortly — write now to receive details as soon as they are available.

#### ARIEL SOUND LTD.

57 Lancaster Mews, London, W.2.

Tel.: PADdington 5092

### H. WHITAKER G3SJ.,

COURT ROAD, NEWTON FERRERS, SOUTH DEVON

Phone: NEWTON FERRERS 320 (A.R.B. APPROVED)

Precision Crystals of all types in a wide variety of bases covering the complete range 40 Kc. to 18 Mc. in fundamental frequencies. All are made to extremely fine tolerances and frequency adjustment can be given up to 0.05%. Plated electrodes of gold, silver or aluminium with wired in spot welded contacts are available. Quotations can be given for any type of cut or mode of oscillation, including a complete range for filter circuits with zero temperature co-efficient over a sensibly wide temperature range. Our new works is equipped with up-to-the-minute production technique methods, X-ray orientation ensuring accuracy of all cuts. Artificial aging by etching and plating by evacuation under vacuum ensure long term stability of the final calibration. Early delivery can be given of most types. Our regrind service is still available and in some cases we are prepared to quote for lowering the frequency of your existing crystals.

#### SPECIAL OFFER:

200 kc. DT cut, zero temperature coefficient over the range -30° centigrade to +55° centigrade. Frequency adjustment .005% or better. Mode: Face shear. Silver-plated electrode wire mounted. Bases 1/4 in. pin spaced. Other bases to order. £1 each.

### WICO KIT

#### VALVE VOLT-OHM METER

3<sup>rd</sup> RANGES

7 volts ranges 0.01 v. to 1000 v.  
D.C. +, D.C. -, A.C., R.M.S. 5  
ohms ranges 0.5Ω to 500MΩ, 7  
Db ranges -20Db to + 61Db.

KIT £19. C.W.O., or C.O.D.  
WIRED £26.

Write for further details Export Enquiries  
Invited.

#### WHARTON INSTRUMENT COMPANY

1001 FINCHLEY ROAD, LONDON, N.W.11.

Tel.: MEADWAY 3407





MINIATURE  
**CERAMIC CAPACITORS**  
 FIXED & VARIABLE

*FINISH: STOVE ENAMELLED OR BAKELITE COATED*

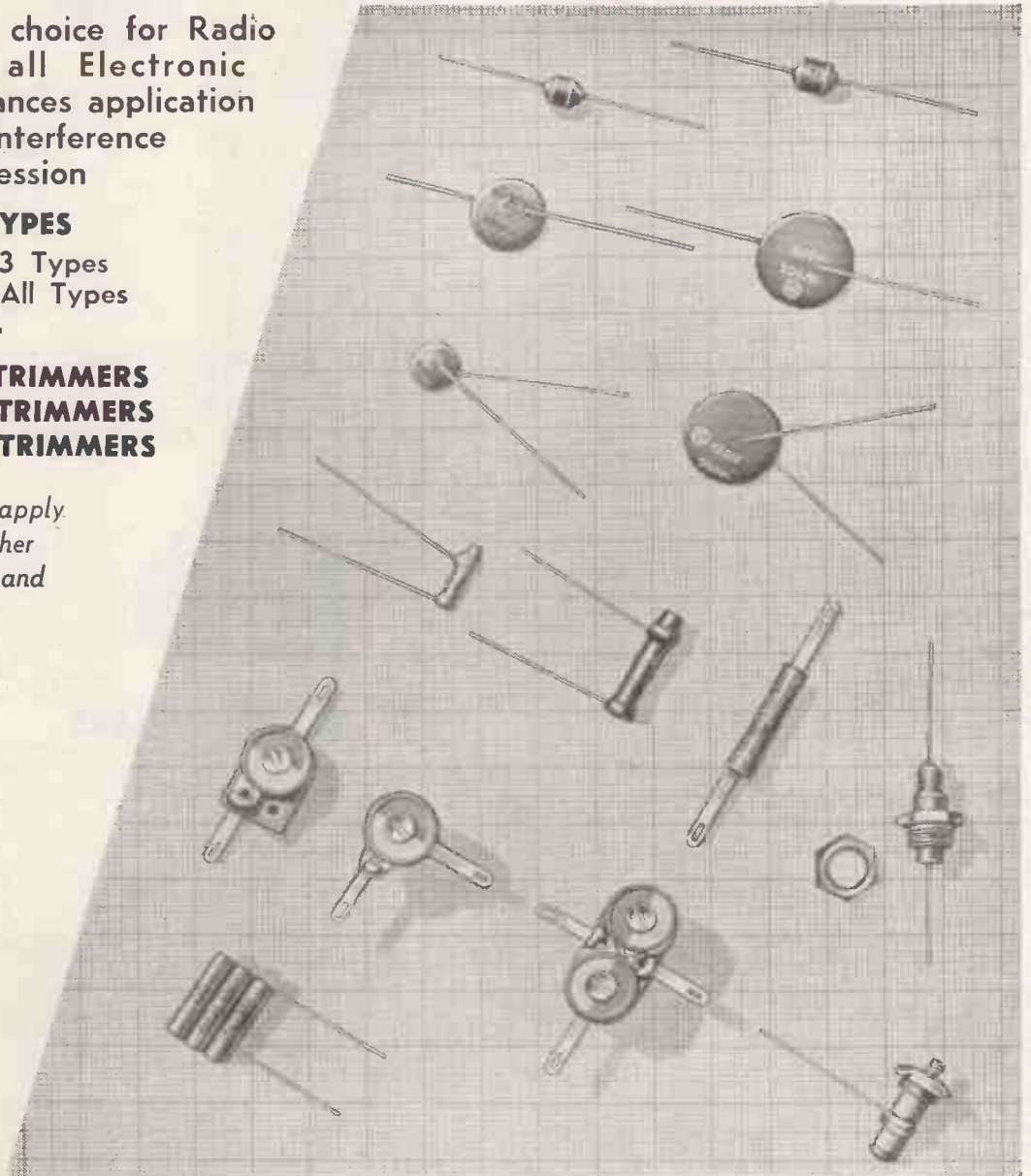
Wide choice for Radio  
T.V., all Electronic  
Appliances application  
and Interference  
Suppression

**TYPES**

- DISC**—3 Types
- TUBE**—All Types
- PEARL**

- DISC TRIMMERS**
- TUBE TRIMMERS**
- WIRE TRIMMERS**

*Please apply  
for further  
details and  
Prices*



**STEATITE INSULATIONS, LTD.,**  
 25 SOMERSET ROAD, EDGBASTON, BIRMINGHAM, 15.

*Telephone :* . . . . . **EDGBASTON 5381/2.**

*Telegraphic Address :* "STEATITE-BIRMINGHAM, 15"

# R.S.C. BATTERY CHARGING EQUIPMENT.

All for A.C. MAINS 200-250 v., 50 c/c's  
Guaranteed 12 months.

## ASSEMBLED CHARGER

6 v. or 12 v.  
2 amps.

Fitted Ammeter and selector plug for 6 v. or 12 v. Louvred metal case, finished attractive hammer blue. Ready for use.



Only **45/9** carr. 3/6.

## ASSEMBLED CHARGERS

- 6 v. 1 amp. .... 19/9
- 6 v. or 12 v. 1 amp. .... 25/9
- 6 v. 2 amps. .... 29/9
- 6 v. or 12 v. 2 amps. .... 38/9
- 6 v. or 12 v. 4 amps. .... 56/9
- Above ready for use. Carr. 2/6.

6 v. or 12 v. 10 amps. With Ammeter and variable charge rheostat. Fitted fuses and output terminals. Well ventilated enamelled steel case. Weight approx. **£6-19-6**. 36lb. Carr. 15/-. Ready for use. No C.O.D. this item.

## BATTERY CHARGER KITS

Consisting of Mains Transformer, F.W. Bridge, Metal Rectifier, well ventilated steel case, Fuses, Fuse-holders, Grommets, panels and circuit. Carr. 2/6 extra.

- 6 v. or 12 v. 1 amp. .... 22/9
- 6 v. 2 amps. .... 25/9
- 6 v. or 12 v. 2 amps. .... 31/6
- 6 v. or 12 v. 4 amps. .... 49/9

**BATTERY CHARGER KIT** Consisting of F.W. Bridge Rectifier 6/12 v. 5 a., Mains Trans., 0-9-15 v. 6 a output, and variable charge rheostat with knob. Only 45/9.



Assembled 6 v. or 12 v. 4 amps.

Fitted Ammeter and variable charge selector. Also selector plug for 6 v. or 12 v. charging. Fused output. Well ventilated steel case with crackle finish. Ready for use. **69/6**

Carr. 3/6.

## SELENIUM RECTIFIERS

L.T. Types	H.T. Type H.W.
2/6 v. 1/2 a.h.w. 1/9	120 v. 40 mA. 3/9
6/12 v. 1/2 a.h.w. 2/9	250 v. 50 mA. 5/9
F.W. Bridge Types	250 v. 80 mA. 7/9
6/12 v. 1 a. ... 4/11	250 v. 150 mA. 9/9
6/12 v. 2 a. ... 8/9	RM4 250 v. 250 mA. .... 11/9
6/12 v. 4 a. ... 16/9	300 v. 275 mA. 12/11
6/12 v. 6 a. ... 19/9	
6/12 v. 10 a. ... 35/-	

**CO-AXIAL CABLE.** 75 ohms 1/4in., 9d. yard. Twin screened feeder, 11d. yard.

**SILVER MICA CONDENSERS.** 5, 10, 15, 20, 25, 30, 35, 50, 100, 120, 150, 180, 200, 230, 300, 330, 400, 470, 500 1,000 pfd. (.001µF), .002 mfd. (2,000 pfd.). All at 5d. each, 3/9 dozen one type.

**DIAL BULBS, M.E.S.,** 8 v. 0.2 a., 6/9 doz.; 6.5 v. 0.3 a., 6/9 doz.; 4 v. 0.3 a., 5/9 doz.

**ELECTROLYTICS** (current production). NOT Ex-Govt.

Tubular Types	Can Types
8µF 450 v. ... 1/9	8 mfd. 350 v. 1/3
8 mfd. 500 v. 2/6	8 mfd. 600 v. 2/11
16µF 350 v. ... 2/3	16 mfd. 500 v. 3/9
16µF 450 v. ... 2/9	16 mfd. 350 v. 1/11
16µF 500 v. ... 3/9	32µF 450 v. ... 2/9
32µF 350 v. ... 3/9	32 mfd. 450 v. 4/9
32 mfd. 500 v. 5/9	32 mfd. 450 v. 3/11
8-16µF 500 v. 4/11	100 mfd. 450 v. 4/9
25µF 25 v. ... 1/3	8-8µF 450 v. ... 2/11
50µF 12 v. ... 1/3	8-16µF 450 v. 2/11
50µF 50 v. ... 1/9	16-16µF 450 v. 3/11
100 mfd. 12 v. 1/9	16-32µF 350 v. 4/9
100 mfd. 25 v. 2/3	32-32µF 350 v. 4/9
	32-32µF 450 v. 5/9

Many others in stock.

**VOLUME CONTROLS** with long spindles, all values, less switch 2/9; with S.P. switch, 3/9.

**VIBRATORS.** Wearite 12 v. 4 pin. Non-synchronous, 6/9. Oak 2 v. 7 pin, synchronous, 7/9.

## EX GOVT. E.H.T. CONDENSERS

- .5 mfd., 2,500 v. Blocks .... 3/9
- 5 mfd., 3,500 v. Cans. .... 3/3
- .1 mfd. plus 1 mfd. 8,000 v., large blocks (common negative isolated) .... 9/6

## EX GOVT. METAL BLOCK PAPER CONDENSERS

- 2 mfd. 500 v. 1/9
- 4 mfd. 500 v. 2/9
- 4 mfd. 1,000 v. 4/3
- 4 mfd. 1,500 v. 4/9
- 8 mfd. 500 v. 5/9
- 8-8 mfd. 500 v. 5/11
- 15 mfd. 500 v. 7/9

**EX GOVT. VALVES.** VR137 11d., EA50, EB34, SP61 1/11. 4SHA 1/3. EL32 3/9.

**EX GOVT. UNITS,** type RF26 in original sealed cartons 29/6. Transmitter Receivers type TR9D complete with all valves 45/-. carr. 6/6.

**CONTROL PANEL** with 1 six-position 3-wafer Yaxley switch, 1 pointer knob. 2 S.P.S.T. switches, various plugs and sockets. Only 1/6.

## OIL FILLED BLOCK CONDENSERS

Bryce 11-7 mfd. 500 v. New unused Govt. surplus, only 5/9 each.

**PLESSEY SINGLE-SPEED AUTO-CHANGERS** with crystal pick-up for standard records. Very limited number, new, Cartoned. Only £5/19/6, carr. 6/6.

## EX GOVT. MAINS TRANSFORMERS

- All 230 v. 50 c/s. input.
- 8.8 v. 4 a., 9/9. 24 v. 1 a. .... 7/9
- 750 v. 4 times (high ins.) .... 19/9
- 120-0-120 v. 40 mA. .... 5/9
- 250-0-250 v. 60 mA. 6.3 v. 2 a., 5 v. 2 a. .... 11/9
- Ported 4 1/2-3 1/2 in. .... 22/9
- 460 v. 200 mA., 6.3 v. 5 a. .... 22/9
- 325-0-325 v. 150 mA., 6.3 v. 4-6 a., 5 v. 2-3 a. .... 26/9
- Carriage on following types 5/- extra.
- 0-16-18-20 v. 35 a. 79/6. 0-11-22 v. 30 a. 72/6

## MANUFACTURERS SURPLUS TRANSFORMERS

Fully shrouded upright. Primary 200-230-250 v. Sec. 425-0-425 v. 150 mA. 6.3 v. 3 a. 5 v. 3 a. 35/9. Clamped type 250-0-250 v. 70 mA., 6.3 v. 2.5 a. 9/9, post 1/9.

## R.S.C. BATTERY TO MAINS CONVERSION UNITS

Type BM1. An all dry battery eliminator. Size 5 1/2 x 4 1/2 x 2 1/2 in. approx. Completely replaces batteries supplying 1.4 v. and 90 v. where A.C. mains 200-250 v. 50 c/s. is available. Suitable for all battery portable receivers requiring 1.4 v. and 90 v. This includes latest low consumption types. Complete kit with diagrams 38/9, or ready for use, 45/9.



Type BM2. Size 8 x 5 1/2 x 2 1/2 in. Supplies 120 v., 90 v., and 60 v., 40 mA. and 2 v., 0.4 a. to 1 amp, fully smoothed. Thereby completely replacing both H.T. batteries and L.T. 2 v. accumulators. When connected to A.C. mains supply 200-250 v. 50 c/s. **SUITABLE FOR ALL BATTERY RECEIVERS** normally using 2 v. accumulator. Complete kit of parts with diagrams and instructions 49/9, or ready for use 59/6.

## R.S.C. TRANSFORMERS

FULLY GUARANTEED, INTERLEAVED AND IMPREGNATED

### MAINS TRANSFORMERS

- Primaries 200-230-250 v. 50 c/s.
- FULLY SHROUDED UPRIGHT MOUNTING**
- 250-0-250 v. 60 mA. 6.3 v. 2 a., 5 v. 2 a., Midget type, 2 1/2-3 1/2 in. .... 17/6
- 350-0-350 v. 70 mA., 6.3 v. 2 a., 5 v. 2 a. 19/9
- 250-0-250 v. 100 mA., 6.3 v. 4 v. 4 a., c.t., 0-4-5 v. 3 a. .... 25/9
- 250-0-250 v. 100 mA., 6.3 v. 4 a., 5 v. 3 a. 23/9
- 250-0-250 v. 100 mA., 6.3 v. 6 a., 5 v. 3 a., for R1355 conversion .... 31/-
- 300-0-300 v. 100 mA., 6.3 v. 4 a., 5 v. 3 a. 23/9
- 300-0-300 v. 100 mA., 6.3 v. 4 v. 4 a., c.t., 0-4-5 v. 3 a. .... 26/9
- 350-0-350 v. 100 mA., 6.3 v. 4 a., 5 v. 3 a. 23/9
- 350-0-350 v. 100 mA., 6.3 v. 4 v. 4 a., c.t., 0-4-5 v. 3 a. .... 26/9
- 350-0-350 v. 150 mA., 6.3 v. 4 a., 5 v. 3 a. 33/9
- 350-0-350 v. 150 mA., 6.3 v. 2 a., 6.3 v. 2 a., 5 v. 3 a. .... 33/9
- 425-0-425 v. 200 mA., 6.3 v. 4 a., c.t., 6.3 v. 4 a., c.t., 5 v. 3 a., suitable Williamson Amplifier, etc. .... 49/9
- 450-0-450 v. 250 mA., 6.3 v. 6 a., 6.3 v. 6 a., 5 v. 3 a. .... 69/6
- TOP SHROUDED DROP-THROUGH TYPE**
- 250-0-250 v. 70 mA., 6.3 v. 2.5 a. .... 13/9
- 260-0-260 v. 70 mA., 6.3 v. 2 a., 5 v. 2 a. 16/9
- 350-0-350 v. 80 mA., 6.3 v. 2 a., 5 v. 2 a. 18/9
- 250-0-250 v. 100 mA., 6.3 v. 4 a., 5 v. 3 a. 22/9
- 300-0-300 v. 100 mA., 6.3 v. 4 v. 4 a., c.t., 0-4-5 v. 3 a. .... 23/9
- 350-0-350 v. 100 mA., 6.3 v. 4 a. c.t., 5 v. 3 a. .... 22/9
- 350-0-350 v. 100 mA., 6.3 v. 4 v. 4 a., c.t., 0-4-5 v. 3 a. .... 23/9
- 350-0-350 v. 150 mA., 6.3 v. 2 a., 6.3 v. 2 a., 5 v. 3 a. .... 29/11
- 350-0-350 v. 150 mA., 6.3 v. 4 a., 5 v. 3 a. 29/9
- E.H.T. TRANSFORMERS,** 2,500 v. 5 mA., 2-0-2 v. 1.1 a., 2-0-2 v. 1.1 a., for VCR97, VCR517 .... 36/6

### FILAMENT TRANSFORMERS

- Primaries 200-250 v. 50 c/s.
- 6.3 v. 1.5 a. ... 5/9
- 0-2-4-5-6.3 v. 6.3 v. 3 a. ... 8/11
- 12 v. 1 a. ... 7/9
- 6.3 v. 2 a. ... 7/6
- 0-4-6-3 v. 2 a. 7/9
- 0-2-4-5-6.3 v. 4 a. .... 16/9
- 6.3 v. 6 a. .... 17/6
- 12 v. 3 a. or 24 v. 1.5 a. 17/6

### CHARGER TRANSFORMERS

All with 200-230-250 v. 50 c/s. Primaries: 0-9-15 v. 1 1/2 a., 11/9; 0-9-15 v. 3 a., 0-3-5-9-17 v. 4a., 18/9; 0-9-15 v. 5a., 19/9; 0-9-15v. 6a., 23/9.

### ELIMINATOR TRANSFORMERS

- Primaries 200-250 v. 50 c/s. 120 v. 40 mA. 7/11
- 130 v. 50 mA., 6.3 v. 3 a. .... 14/9
- 120 v. 40 mA., 5-0-5 v. 1 a. .... 14/9
- 90 v. 15 mA., 6-0-6 v., 250 mA. .... 9/11

### OUTPUT TRANSFORMERS

- Midget Battery Pentode 66:1 for 3S4, etc. 3/6
- Small Pentode, 5,000Ω to 3Ω. .... 3/9
- Standard Pentode, 5,000Ω to 3Ω. .... 4/9
- Standard Pentode, 8,000Ω to 3Ω. .... 4/9
- Battery Pentode, 10,000 ohms to 3 ohms. 4/9
- Multi-ratio 40 mA. 30: 1, 45: 1, 60: 1, 90: 1, Class B Push-Pull. .... 5/6
- Push-Pull 8 Watts 6V6 to 3 ohms. .... 8/9
- Push-Pull 10-12 Watts 6V6 to 3Ω to 15Ω, sectionally wound. .... 16/9
- Push-Pull 10-12 Watts to match 6V6 to 3-5-8 or 15Ω. .... 16/9
- Push-Pull 15-18 Watts, sectionally wound, 6L6, KT66, etc., to 3 or 15 ohms. .... 21/9
- Push-Pull 20 Watt high-quality sectionally wound, 6L6, KT66, etc., to 3 or 15Ω. .... 47/9
- Williamson type exact to spec. .... 85/-

### SMOOTHING CHOKES

- 250 mA., 5 H., 100 ohms .... 11/9
- 150 mA., 7-10 H., 250 ohms .... 11/9
- 100 mA., 10 H., 200 ohms .... 8/9
- 80 mA., 10 H., 350 ohms .... 5/6
- 60 mA., 10 H., 400 ohms .... 4/11




# R.S.C. A6 ULTRA LINEAR 30 WATT AMPLIFIER

WE ARE PROUD TO INTRODUCE OUR NEW 1956 DESIGN. A high Fidelity Push-Pull Unit employing six valves. Tone Control Pre-amp stages are incorporated. Sensitivity is extremely high. Only 30 millivolts minimum input is required for full output. **THIS ENSURES THE SUITABILITY OF ANY TYPE OR MAKE OF MICROPHONE OR PICK-UP.** Separate Bass and Treble controls give both "lift" and "cut" with ample tone correction for long playing records. **AN OUTPUT SOCKET WITH PLUG IS INCLUDED FOR SUPPLY OF 300 v. 20 m.a. and 6.3 v. 1.5 a. FOR A RADIO FEEDER UNIT.** 9 GNS. Price in kit form with easy-to-follow wiring diagrams. Only 10/- Or Factory built with 12 months guarantee, 50/- extra. **H.P. TERMS ON ASSEMBLED UNITS; DEPOSIT 28/- and 12 monthly payments of 21/-.** If required an extra input with associated vol. control can be provided so that two separate inputs such as "mike" and gram., etc., can be simultaneously applied for mixing purposes. Extra cost for this 13/-.



Type 807 output valves are used with High Quality Sectionally wound output transformer specially designed for Ultra Linear operation. Total negative feedback of 17 D.B. in six loops is used. **CERTIFIED PERFORMANCE FIGURES ARE EQUAL TO MOST EXPENSIVE UNITS AVAILABLE.** Frequency response  $\pm 3$  D.B. 30-20,000 c/c/s., 12 D.B. "lift" at 50 c/c/s., 12 D.B. "lift" at 12,000 c/c/s. Hum and noise 70 D.B. down. Good quality reliable components used. Chassis finish blue crackle. Overall size 12 x 9 in. approx. Power consumption 150 watts. For A.C. mains 200-230-250 v. 50 c/c/s. Outputs for 3 and 15 ohm speakers. **EQUALLY SUITABLE FOR THE CONNOISSEUR OR FOR LARGE HALLS, CLUBS, or OUTSIDE FUNCTIONS. IDEAL FOR USE WITH MUSICAL INSTRUMENTS SUCH AS STRING BASS, ELECTRONIC ORGAN, GUITAR, etc. FOR DANCE BANDS, GARRISON THEATRES, etc., etc.** We can supply Microphones, Speakers, Rotary Converters, etc. at keen cash prices or on H.P. terms with amplifiers.


## EXPORT ENQUIRIES INVITED



**R.S.C. TAI HIGH QUALITY TAPE DECK AMPLIFIER FOR ALL DECKS WITH HIGH IMPEDANCE RECORD/PLAYBACK AND ERASE HEADS.** Such as Lane, Truvox, and Collaro 3-speed transcriber. Chassis size 12-7-3/4 in. Overall size 12-7-6 1/4 in. For 230-250 v. 50 c/c/s. A.C. mains. Output for standard 2-3 ohm speaker. Only 15 millivolts input required for full recording. Magic Eye re-recording level indicator. Provision for feeding P.A. amplifier. Can be used as gram. amplifier with input of 0.75 v. R.M.S. Negative feedback equalisation. Linear frequency response  $\pm 3$  D.B. 50-11,000 c/c/s.

**11** Ready for use. Facilities for recordings at 15 in., 7 1/2 in., or 3 1/2 in. per second. Automatic equalisation at the turn of a knob. When switching from record to playback position automatic demagnetisation of heads is assured. **PERFORMANCE IS COMPARABLE WITH UNITS AT OVER TWICE THE COST. LEAFLET 6d.**

**R.S.C. A8 12 WATT "PUSH-PULL" HIGH FIDELITY AMPLIFIER**  
With Self-Contained Pre-amplifier and Tone Control.



Large safety factors in every component A.C. and H.T. fuses, punched chassis with baseplate, screened input plugs, 5 valves, and with easy-to-follow point-to-point wiring diagrams. Everything supplied to last out. Variable bass lift and anti-out with variable treble lift and cut tone controls are fitted, giving full long playing record equalisation for uncorrected pick-ups, and so that the user can alter the tonal value to suit his personal taste. Output for 3 ohm and 15 ohm loudspeakers. H.T. and L.T. available for the supply of a Radio Feeder Unit.  
8V Negative Feedback Loops.  
70 millivolts input only required for full output  
Frequency response 50-20,000 cycles.  
Negligible hum and distortion.  
For A.C. mains input 200/230/250 v. 50 c/c/s.

**H.M.V. LONG PLAYING RECORD TURNTABLE COMPLETE WITH CRYSTAL PICK-UP (SAPPHIRE STYLUS).** Speed 33 1/3 r.p.m. BRAND NEW. CARTONED. Only £3/19/6 (approx. half price). Carr. 5/-. (for 200-250 v. A.C. Mains).



**BRAND NEW B.S.R. MONARCH 3-SPEED MIXER AUTO-CHANGERS.** With crystal pick-up and dual point sapphire stylus for standard or long playing records. Plays ten 7 in., 10 in., or 12 in. Intermixed. For A.C. mains 200-250 v. 50 c/c/s. Supplied in sealed cartons with template and operating instructions Only £7/10/-, plus 5/6 carr.

**MICROPHONES.** High fidelity crystal types. Aco 33-1 hand or desk type, 50/-, Piezzo with heavy floor base and telescopic stem, £8/19/6.

**R.S.C. 4-5 WATT HIGH GAIN AMPLIFIER TYPE A5**

A highly sensitive 4-valve quality amplifier for the home, small club, etc. Only 50 millivolts input is required for full output so that it is suitable for use with the latest high-fidelity pick-up heads in addition to all other types of pick-ups and practically all mikes. Separate Bass and Treble controls are provided. These give full long playing record equalisation. Hum level is negligible, being 71 D.B. down. 15 D.B. of negative feedback is used. H.T. of 300 v. 26 m.a. and L.T. of 6.3 v. 1.5 a. is available for the supply of a Radio Feeder Unit, or Tape Deck pre-amplifier. For A.C. mains input of 200-230-250 v. 50 c/c/s. Output for 2-3 ohm speaker. Chassis is not alive. Kit is complete in every detail and includes fully punched chassis (with baseplate), with green crackle finish, and point-to-point wiring diagrams and instructions. Exceptional value at only £4/15/-, or assembled ready for use 25/- extra, plus 3/6 carriage.



**COLLARO HIGH FIDELITY MAGNETIC PICK-UPS.** Low impedance with matching trans. brand new, boxed at fraction of normal price. Only 35/-.

**R.S.J. MASTER INTERCOMM. UNIT,** with provision for up to 4 "Listen-Talk Back Units" individually switched. A high gain amplifier enables speech and other sounds emanating from the rooms containing remote control units "to be heard at the master control. Supplied with walnut veneered wood or brown bakelite cabinet. Mains input is 200-250 v. 50 c/c/s. H.T. line 300 v. CHASSIS IS NOT "ALIVE." Ideal for use as "Baby Alarm." Sound amplification 4 watts. Price only 7 gas., carr. 5/-. "Listen-Talk Back Unit" in bakelite or walnut veneered cabinet can be supplied at 35/- each.

## THE SKY FOUR T.R.F. RECEIVER



**R.S.C. A73-4 WATT QUALITY AMPLIFIER**  
A highly sensitive 4-valve amplifier using negative feedback and having an excellent frequency response. Pre-amplifier and Tone Control stages are incorporated with separate Bass and Treble controls giving full tone compensation for Long Playing records. Suitable for any kind of pick-up including latest high fidelity types. H.T. of 250 v. 20 m.a. and L.T. 6.3 v. 1.5 a. available for supply of Radio Feeder Unit, etc. ONLY 40 millivolts input required for full output. Fully isolated chassis with baseplate. For A.C. mains 200-250 v. 50 cycles. Output for 2-3 ohm speaker. Complete kit of parts with point-to-point wiring diagrams and instructions. Only £3/15/-, carr. 3/6.

A design of a 3-valve 200-250 v. A.C. Mains receiver with selenium rectifier. For inclusion in either of cabinets illustrated above. It employs valves 6K7, 8P61, 6P6G, and is specially designed for simplicity in wiring. Sensitivity and quality is well up to standard. Point-to-point wiring diagrams, instructions and parts list, 1/6. This receiver can be built for a maximum of £4/19/6 including cabinet, available in brown or cream bakelite, or veneered walnut.

**COMPLETE Kit of Parts £7-15** (carriage 7/6). If required for 13/- extra. Two independent inputs can be provided with two associated independent volume controls so that programmes can be mixed together if desired, such as microphone announcements superimposed on a musical programme, or two independently controlled microphones. Supplied, assembled and tested for 45/- extra. Cover as for A6 amplifier 17/6 extra if required. H.P. TERMS on assembled Twin input units. Deposit 26/9 and 10 monthly payments 21/-.

## FOUR-STAGE RADIO FEEDER UNIT

Design of a HIGH FIDELITY L. and M. wave T.R.F. Unit with self-contained heater supply and thorough H.T. decoupling. Only 250-400 v. 1.5-20 m.a. H.T. required from main amplifier. Three valves and Low Distortion Germanium Diode Detector. Flat topped response characteristic. Loaded H.F. coils. Two variable Mu controlled H.F. stages, 3 gang condenser tuning. Cathode follower output stage. Switch position for Gram. and Gram. input and output sockets. Performance comparable with the best in Feeder Units. For A.C. mains 200-230-250 v. operation. Size 11-6-7 1/4 in. Illustration, full set of easy-to-follow wiring diagrams and instructions and individually priced parts list 2/6. This unit can be built for only £3/15/-, including Dial and Drive knobs and every item required.

**DEFIANT RECORD PLAYING TURNTABLE\* COMPLETE WITH MAGNETIC PICK-UP.** Pick-up is high impedance type. Unit is housed in a beautiful walnut veneered cabinet of attractive design. For all standard records, (78 r.p.m.), Limited number. Brand new, cartoned. £5/19/6. carr. 7/6.

**W.B. "STENTORIAN" HIGH FIDELITY P.M. SPEAKERS.** HF1012 10 watts, 15 ohm (for 3 ohm speech coil) Where a really good quality speaker at a low price is required, we highly recommend this unit with an amazing performance. £4/6/9.

**Radio Supply Co. (LEEDS) LTD.**

**32 THE CALLS. — LEEDS, 2.**

Terms C.W.O. or C.O.D. No C.O.D. under £1 Postage 1/- extra under 10/-, 1/6 extra under £20, 2/6 extra under £3. Full Price List 6d. Trade List 5d. Open to Callers: 5 a.m. to 5.30 p.m. Saturday until 1 p.m.



SAVE POUNDS! ORDER BY POST IF YOU CANNOT CALL

# LASKY'S RADIO



## DULCI F.M. TUNER

A very successful Tuning Unit which incorporates its own power supply and provides complete F.M. coverage, including Police, Fire Brigades, etc. Operates with most radio receivers and any make of Amplifier. Valve line up: ECC85, two EF89, EABC80, 6X4 (Rect.), EM80 Indicator. Incorporates GORLER Inductance Tuning Heart, and magic eye tuning indicator. Dial 10 1/2 x 6 in. Overall size of chassis, 9 x 6 x 5 1/2 in. high.

16 GNS. Carr. & Pkg. 7/6.

## THE JASON F.M. TUNER

Special Parcel containing Data Book, chassis, dial and drive, tuning condenser, full set of coils, I.F.s, ratio detector, etc., 68/9 Post 2/6.

Book only, including our fully itemised price list 2/-, post free. The above Tuner uses 4 6AM6 and 2 crystals, and can be built for £6/15/- plus 2/6 post.

We can also supply the above Unit built by the Jason Co., aligned and tested for £16/13/8 including P. Tax.

# V.H.F./F.M. The Latest Tuners



This Unit will transform your present AM radio set or radiogram into a modern VHF receiver, enabling you to hear radio under absolutely perfect conditions free of any interference. It incorporates the latest Gorler components including the permeability tuned front end. Freq. coverage 86-103 Mc/s. Two controls. Valve line-up: ECC85, two 6BJ6, 6AL5, EZ80. CHASSIS only £13.15.0 Post 3/6.


HANDBOOK giving full details for home construction, 2/6 post free.

This Tuner can be built for 10 gns. All components available separately for home construction. Front End UT340 59/5. Chassis, drilled, 10/- Dial and drive assembly, 37/6. I.F. Trans. UF376, 7/- Ratio/Det. URF377, 10/6. Full list on request.

## The "EMPRESS" TUNER UNIT COMPLETE WITH POWER SUPPLIES



The EMPRESS in CABINET with magic eye tuning indicator £17.17.0 Post 3/6.



## DENCO F.M. FEEDER UNIT

All components and valves in stock.

The DENCO Feeder Unit. Uses 6AM6, 12AJ8, EB91, and two 6BA6. Complete parcel £6/7/6. Post extra. DATA BOOK, 1/6 post free. All components available separately.

DENCO F.M. COMPONENTS. Coils, each 3/11. I.F.s, each 7/- Ratio Discriminator, 12/6. Chassis, and Screens 7/6. Dial and Drive, 9/- VALVES complete set of five, 42/6. Post 1/-.

HI-FI AMPLIFIERS	
LEAK, Point One	£28 7 0
LEAK, TL12	43 0 0
ROGERS Minor	£12 17 6
ROGERS Junior	£26 0 0
TRIXETTE	£16 10 0
ACOUSTICAL QUAD	£42 0 0
GRAMPIAN 510	£21 0 0
UNITELEX	£8 18 6
UNITELEX-UNISON UL3	£11 0 6

CERAMIC CONDENSERS for F.M. All values 9d. each.

"WIRELESS WORLD" F.M. Feeder (Amos & Johnson) Reprint 2/-, post free.

# Band III Converters-All Leading Types

## The "UNIVERTER" FOR ALL AREAS

A Band III Converter for home-constructed or factory-made Band I receivers. Uses two Z77, one B309, one U78. Contains its own power supplies. No alteration to circuit necessary, simply connect to aerial. In Walnut cabinet, with all instructions, £8.10.0 Post free.



## FAMOUS MAKE 12 CHANNEL TUNER

Covers Band I and II. Complete with valves EF80 and ECC81. Ceramic valve holders, finest quality components, precision made. Switch and fine tuning. I.F. output 20-25 Mc/s. Freq. coverage 50-87 Mc/s. and 175-215 Mc/s. Supplied with full details and circuit diagram. LASKY'S PRICE 89/6 Post 3/6. Knob 2/9 extra.

## TELETRON BAND III CONVERTERS

MARK I. The complete Kit to build this Converter, including drilled chassis, condensers, resistances, coils, 2-EF80 valves etc. 48/6. Post 1/6. Full instructions and circuit diagram supplied. Drilled chassis only, 3/6.

MARK II. Uses latest type valves, Cascode R.F. amp, and triode pentode F.C. ECC84 and ECC82 or PCC84 and PCF80. The COIL SET, 17/6. Complete Kit of parts, including valves, drilled chassis and diagrams, 59/8. Post 1/6. Circuit Diagram only, 3d.

## FAMOUS MAKERS' TURRET "TELETUNER"

Previously supplied to Set manufacturers only. This 12-channel Tuner consists of a turret having 12 clip-in aerial and mixer coil strips. When the turret is rotated the appropriate strip locates on a contact panel providing the necessary connections to the valves and circuit. Supplied with coils for Bands I and III London and Birmingham, B.B.C. and I.T.A. (4 sets of coils).

This type of tuner construction enables you to clip in pre-aligned coils for the reception of any station not already provided for in Bands I and III, at the same time affording for maximum gain, high stability and minimum noise, which are essential in a modern tuner.

Valves used: PCC84 R.F. double triode, cascode R.F. amplifier, PCF80. Triode pentode f.c. and mixer. Will work with most sets. Full instructions and circuit diagram supplied free.



99/6

Post 2/6 Knob, 3/6 extra.

## TELETRON BAND III CONVERTER COIL SET

For use with TRF and superbet Band I TV receivers. Uses two Z719. Circuit, wiring diagram, alignments, full details with each set, 15/- Post 1/6.

## VALRADIO BAND III TUNERS

Full range in stock. Price £8. Post extra.

# HI-FI ELECTROSTATIC SPEAKERS

Popularly known as "Tweeters." Fit one or more of these TSL hi-fi electrostatic speakers to your set and get that all round, balanced, high quality 3D sound. Capture the beyond-aural-range sounds in the very high frequencies of the sound spectrum. An absolute MUST for FM reception, high quality L.P. recordings and television sound reproduction. Easy to fit to any radio, TV receiver, or amplifier. Supplied with full data and circuit diagram.

LSH100 (as illus.), 7-18 kc/s., 20 db's, inherent cap. 1,100 p.f. For outputs up to 20 watts. Size: 5 x 4 x 1 1/2 in., 21/- Post free.


LSH518. As above, for outputs of 10-12 watts, (wide angle sound distribution). Size: 7 x 2 x 1 1/2 in. Price 17/6. Post free.

LSH75. Inherent cap. 800 pf. For outputs up to 6 watts. Size 3 x 3 x 1 1/2 in., 12/6. Post free.



MORE MONEY-SAVING LASKY BARGAINS ON NEXT PAGE

**RADIO · TELEVISION · HI-FI · ELECTRONICS · RECORDERS**



**PORTABLE GRAM AMPLIFIER**

Uses 3 latest miniature valves, U78, N78, DH77. Volume, bass and treble controls; extension L.S. socket and internal L.S. switch, indicator lamp. Mounted on wood baffle, overall size 14 x 4 1/2 in. with speaker centralised. All top quality new components. For A.C. mains, 200-250 v. Ideal for portable record players, input will match Monarch, RC54, RC3/554, etc. Price, complete with 3 new Osram valves, 7 x 4 in. Goodmans elliptical speaker, metal speaker grille, mains lead, and knobs.

**£5.9.6**  
Post & Pkg. 5/-

**3-SPEED RECORD CHANGERS TRANSCRIPTION TURN-TABLES, RECORD UNITS**

Large stock of all types. Examples:— GARRARD RC80M (See Special Offer on next page).

- GARRARD RC80M (AC/DC) ..... £26 13 5
- GARRARD RC.110 (See Special Offer on next page) .....
- GARRARD RC.111 ..... £14 8 0
- GARRARD 301 ..... £25 3 6
- CONNOISSEUR ..... £27 2 6
- COLLARO 2010 ..... £18 3 9
- Ditto, less p.u. .... £14 3 10
- COLLARO 3/554 ..... £8 18 4
- GARRARD T Units (less head) ..... £8 10 11

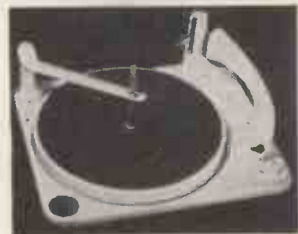
Most are at **PRE-BUDGET PRICES** and are offered subject to being unsold.

Large stocks of Pick-ups, P.U. Heads, Cartridges, Arms, etc., all leading makes.

**LATEST COLLARO RC.54**

3-speed High Fidelity Mixer Changer, Studio O crystal turnover pick-up. **LASKY'S PRICE £9/19/6**

Carriage 3/6. Also supplied with Studio P crystal pick-up. 15/- extra.



**B.S.R. MONARCH 3-SPD. AUTO CHANGERS LATEST MODEL. NEW & UNUSED**

Takes 10 records of all sizes (mixed) in one loading. HGP.37 crystal turnover pick-up. Handsome cream finish. Supplied complete in maker's carton.

**LASKY'S PRICE £7/19/6**  
Post 5/-

**CABINET NOW AVAILABLE.**

An attractive contemporary design Cabinet, oak veneer, to take the above Auto-changer and Radiogram Chassis shown on right, can now be supplied. **£8/15/0**  
Carr. 17/6.

**HIRE PURCHASE TERMS** available on certain goods. WRITE, STATING REQUIREMENTS.

**SPECIAL OFFER OF GARRARD "T" UNITS**

3-speed single record player, A.C. mains, complete with two Decca XMS fff high fidelity pick-up heads. Limited quantity only. Listed at £14/14/-.

**LASKY'S PRICE £12/12/0**

*Announcing*  
**LASKY'S NEW 1956 AM/FM SUPERHET RADIOGRAM CHASSIS**



Very latest circuit covering L, M, & S wavebands as well as F.M. 8 valve p.p. output, Ferromagnetic aerial, p.u. sockets, ext. speaker sockets and provision for electrostatic Tweeter. Magic eye tuning indicator.

For A.C. mains 200-250 v. Valve line up—ECC85, ECH81, EF89, EABC80, ECC82, two 6BW6 (p.p.), Y3 rect. Incorporates latest Gorrer F.M. components including the well-known front end UT340. Large full vision dial, actual size 14 1/2 x 6 in. Overall measurements of complete chassis, 15 x 7 1/2 x 8 in. high.

**LASKY'S PRICE 26 GNS.** Carriage 10/6 extra

The performance of this new AM/FM radiogram chassis will amaze you.



**LASKY'S RADIO**

**SPECIAL OFFER!**



**FAMOUS MAKE 3-SPEED TRANSCRIPTION MOTORS**

All component parts can be supplied for building this handsome unit at home. Heavy lathe turned non-ferrous turntable with rubber mat, metal motor board size 12 in. x 13 in., 4-pole motor, etc. Condenser starting. All parts brand new and available separately, list on request. CAN BE ASSEMBLED BY YOU IN ABOUT ONE HOUR at a cost of

**£6.19.6**

Full assembly instructions and diagram supplied.

**HI-FI SPEAKERS**

Fulllest range of all makes and sizes, 3-15 ohms. Some are at **PRE-BUDGET PRICES** and are offered subject to being unsold.

**WHARFEDALE**

- Super 3 ..... £6 19 11
- Bronze 8 66/8: Bronze 8AL 73/4 ..... £5 19 11
- Super 8 ..... £5 19 11
- Super 8CS ..... £6 13 3
- Super 8CS/AL ..... £6 19 11
- Bronze 10 ..... £4 12 8
- Golden 10 ..... £7 13 3
- Golden 10, CSB ..... £8 6 7
- W10/CSB ..... £12 9 10
- W12 ..... £9 15 0
- W12/CS ..... £10 5 0
- Super 12 CSAL ..... £17 10 0
- W15 ..... £17 0 0
- W15/CS ..... £17 10 0

All types of Wharfedale Output Transformers.

**GOODMANS**

- Audion 60 ..... £8 12 6
- Axiom 150 ..... £10 5 6
- Axiom 22 ..... £14 4 0

All other types in stock.

**W/B STENTORIAN**

- HF.1012 .. 99/9: HF.812 .. 83/9

**G.E.C.**

Metal Cone, 8 in. .... £8 15 0  
Also BAKERS/SELHURST & TANNOY

**6-VALVE RADIOGRAM CHASSIS COMPLETE WITH VALVES**

**Famous Manufacturer's Surplus.** 6 valve 3-wave Superhet, 15-50 m. short, 200-550 m. medium, 1,000-2,000 m. long. Brand new Mullard valves: ECH42, EF41, L63, EB41, 6V6 g.t., EZ40, and finest quality components. Gram. switch, 465 Kcs I.F., tone control. 3-colour dial. Overall size: 13 1/2 x 5, height 12 1/2. Aperture required for dial and controls 11 x 3 1/2 in. Complete with valves, output trans., knobs etc.

**LASKY'S PRICE £10/19/6**

Carr. & Pkg. 7/6 extra



# LASKY'S RADIO

SAVE POUNDS! ORDER BY POST IF YOU CANNOT CALL

## Famous Amplifiers Built on T.C.C. Printed Circuits

The latest advance in Amplifier design. We can now supply from stock two famous Amplifiers, the Osram 912 and Mullard 510, built on the new printed circuit technique. All specified components, T.C.C. condensers, Lab. resistors, etc., are used and you have your choice of transformers and chokes by Partridge, Haddon, W/B or Ellison. Demonstrations given any time.

The **MULLARD 510 AMPLIFIER**, built on T.C.C. printed circuit, supplied fully assembled complete with valves, ready for use. Price, depending on make of transformers used

**15 Gns.**

Printed Circuit separately 22/6.  
New Mullard Amplifier Book, 3/6.



All Components for either above Amplifiers supplied separately, for printed circuit or conventional construction. Price Lists on request.

The **OSRAM 912 AMPLIFIER**, built on T.C.C. printed circuit, supplied fully assembled complete with valves, ready for use. Price depending on make of transformers used. **19 Gns.**

Printed Circuit separately, 50/-.  
Book of the Osram 912, price 4/-.

### 3-WATT MIDGET A.C./D.C. AMPLIFIER. PUSH-PULL. VERY HIGH GAIN. 4 valves: 2 U41 in push pull, 1 UCH42 and 1 UAF42.

Input voltage 100/100 A.C./D.C. Very easily converted to 230 volts. Supplied with circuit diagram and all details. Size 9 x 4 x 4in. Uses two metal rectifiers, one each RM2 and RM3. Ideal for ships, record players, tape recorders, home record players, baby alarms, etc., etc. Supplied complete fully assembled and wired, with four valves. **LASKY'S PRICE 65/-**  
Carr. free.



### LASKY'S 4-WATT A.C. AMPLIFIER KIT

Uses 1 each 6SL7, 6V6, 5Z4. All components, chassis, valves, output trans., mains trans., £4/5/-.  
Post 2/6.

**INSTRUCTION BOOK** and shopping list, 1/-, post free.

### P.M. SPEAKERS

Large stocks of all sizes  
A few examples:—  
Elac. Elliptical, 7 x 4. . . . . 19/6  
Plessey 12in. . . . . 32/6  
24in. miniature . . . . . 17/6  
61in. 19/6. With Trans. . . . . 21/-  
8in. . . . . 25/-

### PROJECTION TV UNITS (Mullard).

Consisting of optical unit and E.H.T. unit, complete with valves and C.R. tube. Limited quantity only.  
**LASKY'S PRICE, complete, £21**  
Carriage 21/-.

**FERROMAGNETIC RODS**, with full instructions for winding a high "Q" aerial. **5/11**  
Post Free.

### TAPE DECK MOTORS

Anti-clockwise, shaded pole. Special offer. Limited quantity only.  
**COLLARO, 25/-.**  
**GARRARD, 26/6.** Post extra.

### EX-GOVT. ACCUMULATORS.

2 volt, 10 a.h. Size 1 1/2in. square x 5 1/2in. high. Made by Canadian Exide.  
**LASKY'S PRICE 4/6.** Post 1/-.

### SPECIAL OFFER!



### COMPLETE 5-VALVE RADIO CHASSIS

Brand new and unused. A.C./D.C. 200/250 volts. I.F. 465 kc/s. A.V.C., 4 watts output, 3-station pre-set, frame aerial, fully aligned, chassis 10 x 5 1/2in., max. height 5 1/2in. Completely wired and ready for use, with the addition of a speaker and output transformer. Two controls, volume and station switch. Valves used: 10C1, 10F9 or UF41, 10LD11, 10P14, U404 or UY41.  
**LASKY'S PRICE 69/6** less valves. Post 3/6 extra.  
With valves £519/6.

All Components for either above Amplifiers supplied separately, for printed circuit or conventional construction. Price Lists on request.

## LASKY'S FOR THE FINEST VALUE IN RECORD CHANGERS

### SPECIAL OFFER! GARRARD RC.110 3-SPD. AUTO CHANGERS

Brand new and unused, in maker's cartons. Complete with turnover crystal pick-up. Incorporates automatic record size selection (mixer). Cabinet space required: 14in. x 12 1/2in. x 4 1/2in. above and 2 1/2in. below motor board. Cream and Brown enamel finish. Complete with instruction booklet. Limited quantity only.  
List £14/13/-.



**LASKY'S PRICE £8/19/6**

Carriage 5/-.

**CABINETS** available. Prices on request.

### TRUVOX TAPE DECKS

Latest model Mk. III NU, twin track, two-speed, three motors, press button control.

**£23/2/0**

Carriage Free.

**AMPLIFIER** for Truvox Deck. Complete with valves and magic eye.

**£12/12/0**

**CASES** for above Deck and Amplifier, 69/6.



**TELETRON FERRITE ROD AERIALS**  
Medium wave, 5in. long, 8/9.  
Long wave, 8in. long, 12/6.

**IGRANIC JACK PLUGS**  
Standard type, each 2/6

### GARRARD R.80M 3-SPEED CHANGERS

Latest model. Supplied with two Decca XMS heads or turnover crystal head. Limited quantity only.

Complete. **£15/15/0**

Carriage 5/-.

### CYLDON TAPE SPOOLS

5in., each 1/6.

### LATEST BRENNEL TAPE EQUIPMENT

The **DECK**. Three-speed, 3 1/2, 7 1/2 and 15in. per sec., three motors, record and play-back. **18 Gns.**  
All latest refinements.

The **AMPLIFIER** Mk. II. 5 watts, for use with 3 ohms speakers. Bass and treble controls. Magic eye, high fidelity. **18 1/2 Gns.**

The **CARRYING CASE**, £5/18/-.  
Write for full details.

### RECORDING TAPE

Kraft base, length 1,200ft. Cyldon metal spools, 12/11. Post 1/-.  
All makes of Tape stocked—Scotch Boy, EMI, Grundig, Puretone, Ferrograph, Basf, Agfa, Gevaert.



### DRILLED CHASSIS AND DIAL ASSEMBLY

Size 13 1/2 x 7 x 2 1/2in. drilled for five latest type miniature valves, mains trans., I.F., etc. Dial 13 x 14in., for horizontal or vertical mounting. Spin wheel tuning. All pulleys and spindle supplied. Post 3/-.  
**LASKY'S PRICE 19/6**

### ALUMINIUM CHASSIS

18 S.W.G., undrilled, 4 sides, reinforced corners. Depth 2 1/2in.  
6 x 4 1/2 - 12 x 8 7/8 - 16 x 10 8/3  
8 x 6 5/8 - 14 x 9 7/8 - 12 x 3 4/9  
10 x 7 6/8 - 16 x 9 8/8 - 12 x 6 6/6  
Post 1/- per chassis extra.

### DULCI-RADIO CHASSIS

Full range 3 and 6 wave,  
£6/19/6 to 21 gns.

### GANG CONDENSERS

.0005, less trimmers.  
● 2-gang, standard, 5/6, min., 6/6.  
● 3-gang, standard, 7/6, min., 10/6.  
● 4-gang, standard, 10/6.  
With Trimmers:  
● 2-gang, standard, 7/11, min., 7/6.  
Post extra.

### SPECIAL OFFER OF PICK-UPS

Standard play. Offered at **ALMOST HALF PRICE**. Goldring Bantam magnetic.  
Post free. **25/-**

### MICROPHONE BARGAINS

ACOS MIC22/2, with stand as illustrated.  
List 4 gns.  
**LASKY'S 42/-**  
TABLE  
MIKE STANDS.  
Chrome heavy base, 2 sections, 12/6. Post 2/6.

### PLATED MIKE FLOOR STANDS

telescopic, folding base (slightly soiled), height 3ft. to 5ft. 3in., 32/6. Post 3/6.

### PICK-UPS, HEADS, ARMS

L.P. or standard, by Collaro, Garrard, Goldring, Acos, B/J, Decca, etc., all types. Full stocks of all styli. Also full range of pick-up styli.

### PLASTIC COVERED WIRE

stranded copper, B07. All colours in 100ft. lengths. Per coil 2/6.  
Post 9d.

### SENTERCEL METAL RECTIFIERS

RM1	RM2	RM3	RM4
3/8	4/3	5/6	16/-

Post extra.

### SENTERCEL E.H.T. RECTIFIERS

K3/10	K3/25	K3/40
2/6	4/7	6/-
K3/45	K3/50	K3/100
8/2	8/8	14/8

Post extra.

### L.V. RECTIFIERS

12 v., all types in stock.  
1 amp., 1/2-wave, 3/6. 2 amp., 1/2-wave, 4/11. 4 amp., full wave, 15/-.

### RECORD PLAYING UNITS

3-speed, auto and hand change. All types in stock.

MORE MONEY-SAVING LASKY BARGAINS ON NEXT PAGE



EVERYTHING FOR HOME CONSTRUCTOR & SERVICEMAN

SPECIAL OFFERS OF CABINETS

**BUREAU RADIOGRAM CABINETS**  
Handsome design, solidly constructed, beautiful Walnut veneer finish, generous record storage space. Further details and illustration on request.  
**LASKY'S PRICE 14 gns.** Carriage 17/6. Available on H.P. Terms.

OCTAGONAL SPEAKER CABINETS

Special design for use with the G.F.C. metal cone speaker. Exactly per specification. Carriage 5/6. **£12/10/-**

**SPECIAL OFFER!**  
**GOODMANS "H" type OUTPUT TRANS.** 30 watts, 10,000 ohms. 3 x 15 ohms. Listed at £4. **LASKY'S PRICE 45/-** Post 2/6.

**MAINS TRANSFORMERS**

All 200-250 v. 50 c.p.s. primary finest quality, fully guaranteed.  
**MBA/3.** 350-0-350 v. 80 mA. 6.3 v. 4 a., 5 v. 2 a. Both filaments tapped at 4 volts. **18/-**  
**MBA/8.** 225-0-225 v. 100 mA. 6.3 v. 3 a., 5 v. 2 a. With mains tapping board. **22/6**  
**MBA/7.** 250-0-250 v. 80 mA. 6.3 v. 3 a., 5 v. 2 a. Both filaments tapped at 4 volts. **18/-**  
**MBA/10.** 500-0-500 v. 160 mA. 6.3 v. 4 a., 5 v. 3 a. **32/6**  
**AT/3.** Auto trans. 0-10-120, 200-230-240 v. 100 watts. **17/6**

**OUTPUT TRANSFORMERS**

Min. type (3S4, etc.) ..... **3/6**  
Midget 3/3 ..... **Multi ratio 3/11**  
Standard pentode, 4/6  
All other types by Farbridge, Ellison, Haddon, Parmeko, etc.

**SPECIAL OFFER. MINIATURE OUTPUT TRANSFORMERS.** Overall dim: 1/2 x 1/2 x 1/2 in. For use with hearing aids, transistors etc. **3/11.**

**FILAMENT TRANSFORMERS**

6.3 v. 3 amp. .... **5/11**  
6.3 v. 5 amp. .... **7/6**  
200-250 v., special 0-30 v. tapped, all voltages at 2 amps. .... **18/-**

**BRIMISTORS**

CZ1	CZ2	CZ3	WX6
2/6	1/6	6d.	1/6

**LARGE STOCKS OF BAND III AERIALS OF ALL TYPES**

**KING PIN.** Indoor loft. .... **7/6**  
**WOLSEY MINOR.** Indoor loft. .... **12/6**  
**WOLSEY TWIN-LOFT.** combined Bands I/III ..... **17/6**  
**AERIALITE** 3-element loft. .... **32/6**  
**AERIALITE** 3-element loft. .... **42/6**  
**LABGEAR.** 3-element loft. .... **19/6**  
**LABGEAR.** combined Bands I/III. .... **27/6**  
*Outdoor Band III Aerial for fitting to existing mast:—*  
**AERIALITE.** 3-element. .... **30/-**  
**AERIALITE.** 4-element. .... **36/6**  
**AERIALITE.** 5-element. .... **42/6**  
Wall-fitting Bracket and Arm. 20" extra. Chimney lashing and Mast. **32/6** extra  
Antiference, Belling Lee, K.A., Transvision and other well known makes of Aerials in stock.  
**CROSSOVER BOXES:** Labgear. **15/-**. Antiference. **12/6**. Wolsey. **15/-**. Belling Lee. **Diplexes. 12/6**.  
**CO-AXIAL CABLE.** semi-slumped, yd. 9d. **AERAXIAL.** yd. **10 1/2d**.  
**300 ohms FEDDER.** vd. Pd.

**AERIAL MASTS**  
2 tees, section, extending to 15ft. Complete with guys, etc., **25/-**. Carriage 3/6.

**AERIAL RODS**  
Steel, heavily copper-plated. Any number fit together. 12in. long 2/6 doz., post free

**1/2-in. ARMOUR PLATE GLASS**

12in. actually 13 x 10 1/2 3/6  
14in., actually 13 1/2 x 10 1/2 5/6  
17in., actually 17 1/2 x 15 7/6  
Post extra.

**HIRE PURCHASE**

Terms available on certain items. Write stating your requirements.  
**OVER 50,000 VALVES**  
One of the largest stocks in England. All makes and types, B.V.A. and ex-Govt. Also C.R. Tubes.

★ **LASKY'S RADIO CONSTRUCTOR PARCELS** ★



With your choice of Cabinets as illustrated.



**PARCEL No. 1**  
Contains everything to build a 4-valve, 3-wave superhet for 200/250 A.C. mains. Uses 6K8, 6K7, 6Q7, 6V6 valves. Attractive wood cabinet, walnut veneer, or plastic cabinet as illustrated. Size 12 x 6 1/2 x 5 1/2 in. deep. **CAN BE BUILT FOR £7/19/6** Carr. and packing 2/6.

**PARCEL No. 2**  
Contains everything to build a T.R.F. 3-valve set for 200/250 A.C. mains, medium and long wave. Uses 6K7G, 6J7, 6V6, and metal rectifiers. Neat plastic cabinet, walnut or ivory finish, or wood cabinet. Size 12 x 6 1/2 x 5 1/2 in. deep. **CAN BE BUILT FOR £5/10/-** Carriage and packing 2/6.


**INSTRUCTION BOOK** for either above sets 1/- post free  
**CABINETS ONLY,** plastic or wood, 17/6 Carriage 2/6.  
All components available separately.

**VALUE IN MAGNIFICENT TV CABINETS**

● **THE DE LUXE.** Complete with mask, glass, castors, shelf, bearers, C.R.T. neck end protector, back, speaker, fret and baffle board. Finished in beautiful figured medium light or dark walnut veneer, with high polish.  
● Suitable for most home constructor TV Receivers, including the "Viewmaster", "Practical Television," "Tele-King," "Magnaview," "Wireless World," etc.  
● Supplied with cut-out for 14in. 16in. and 17in. C.R. tubes at no extra cost. An allowance of 4/6 will be made if the mask is not required.  
● Inside dim.: Depth 16 1/2 in., width 17 1/2 in., Height 28in. Overall height 32in. Width 18 1/2 in. Adaptor frames for fitting 9in. or 10in. C.R. tubes available if required.



**LASKY'S PRICE £8/10/-** Carriage 12/6.



● **THE ROTHESAY.** Outstanding contemporary design. Absolutely rigid construction throughout with the finest laminated woods, veneered in walnut, polished light, medium or dark shade. Fitted with gold anodised speaker grille. C.R.T. aperture frame is detachable, supplied to suit any size tube to order. **NOTE SIZES:**  
Outside dim.: 34 1/2 in. high, 21 1/2 in. wide, 21 1/2 in. deep. Inside dim.: 18 1/2 in. wide, 19 1/2 in. deep. Size of top: 22 1/2 x 21 1/2 in. Thickness 1 1/2 in.

**LASKY'S PRICE £9/19/6** Carriage 15/- extra. **WITH FULL-LENGTH DOORS** veneered both sides, polished to match the cabinet and mounted with full-length piano hinges. £14/9/6. H.P. Terms arranged for any of above Cabinets.

**TRANSISTORS & GERMANIUM DIODES**

All types in stock.

**SPEAKER FRET**

Large selection. Plastic, tytan, cloth expanded metal.

Five frequency ranges: 18.6-7.5 Mc/s.; 7.5-3.0 Mc/s.; 1,500-600 kc/s.; 500-200 kc/s.; 200-75 kc/s. Supplied in maker's original wood transit case.

**LASKY'S PRICE**  
**BRAND NEW** ..... **£11 19 6**  
Secondhand, Grade 1 ..... **£9 19 6**  
Secondhand, Grade 2 ..... **£7 19 6**  
Carriage 17/6 extra, including 10/- returnable on packing case.

**ASSEMBLED POWER PACK-OUTPUT STAGE FOR E.1155 RECEIVER**  
For use on 200-250 v. A.C. mains. Complete with two valves. In metal case size: 12 x 7 x 5 1/2 in. **79/8.** Carriage 5/-  
Power Pack for above. Fitted with 4in. o.m. speaker **25/5/-**. Carriage 5/-.

**LASKY'S RADIO**

**MAKERS' SURPLUS TV COMPONENT BARGAINS**

**WIDE ANGLE 38 mm.**  
Line E.H.T. trans., ferrox-cube core, 9-16 kV ..... **25/-**  
Scanning Coils, low imp. line and frame Ferrox-cube cored Scanning Coils and Line Output Trans., 10-15 kV. E751 winding. Line Trans. incorporates wide and linearly control. Complete with circuit diagram, the pair. .... **50/-**  
Frame Output Transformer ..... **10/6**  
Scanning Coils low imp. line and frame ..... **17/6**  
Frame or line blocking onc. transformer ..... **4/6**  
Focus Magnets Ferrox-iron ..... **19/6**  
P.M. Focus Magnets, Irun Cored. .... **19/6**  
Duomag Focallisers ..... **22/6**  
300 mA. Smoothing chokes ..... **15/-**  
Electromagnetic focus coil, with combined scan coils ..... **25/-**

**STANDARD 35 mm.**  
Line Output Transformers. No E.H.T. 12/6  
Line Output Transformers 6-9 kV. E.H.T. and 6.3 v. winding Ferroxcube ..... 19/6  
Scanning coils. Low imp. line and frame ..... 12/6  
Ditto by Igranite ..... 14/6  
Frame or line blocking oscillator transformer ..... 4/6  
Frame output transformer ..... 7/6  
Focus Magnets: Without Vernier ..... 12/6  
With Vernier ..... 17/6  
Focus Coils. Electro-magnetic ..... 12/6  
200 mA. Smoothing chokes ..... 10/6

**MIN. CRYSTAL DIODES**  
Glass type, wire ends, each 1/6.  
6EX.34 and equivalent types, various makes, 3/6.

**C.R.T. MASKS**  
12in. RUBBER, complete with armour plate glass. Dustproof. Black 7/6. White 10/-  
**PLASTIC MARK.** 14in. 6/6. 7in., 7/6. De Luxe, 17in., 15/-  
E.E. 16in. POLYSTYRENE. List 42/-  
**LASKY'S PRICE 29/6.** Post extra.

12in. MOULDED IMPLSION GUARDS, 7/6. Post extra.

**CONDENSERS & RESISTORS**  
FULL RANGE OF TYPES IN STOCK.

**RI155 RECEIVERS**  
NOW AVAILABLE ON EASY TERMS



**LASKY'S RADIO**

LASKY'S (HARROW RD.) LTD.


Open all day Saturday. Early closing: Thursday.  
**42 TOTTENHAM COURT ROAD, W.1.**  
Between T.C.R. and Goodge St. Stns. MUSEUM 2605.

**370 HARROW ROAD, PADDINGTON, W.9.**  
(Opposite Paddington Hospital) CUNNINGHAM 1979/7214.

**ALL MAIL ORDERS TO HARROW ROAD PLEASE**  
MAIL ORDER TELEPHONE—LADbroke 4075.

**BAND 3 T.V. CONVERTOR** 186/196 Mc/s  
("W. World," May 1954).

Kit of parts complete to build this most successful unit comprising drilled chassis 7 x 4 x 2 1/2 in., valves, wound coils, res., cond., etc.; slightly modified version using 8D6 or 2 77 instead of EF 80 valves, £2/5/- post free. Send for blue print and wiring diagram. 1/8 post free. Power Pack Components, including mains transf. and met. rect., 30/- extra. Provision has been allowed on chassis for Band 1-Band 3 switching. Kit of switch parts 7/6.



**RADIO - GRAM CHASSIS** 5 VALVE SUPERHET, LATEST B.V.A. MIDGET SERIES VALVES

3 WAVEBANDS.—L.W. 800m-2000m, M.W. 200m-550m, S.W. 16m-50m Chassis size 13 1/2 in. x 5 1/2 in. x 2 1/2 in. Attractive Glass Dial 10 in. x 4 1/2 in. edge lit by 2 pilot lamps. Horizontal or Vertical Station Names and 4 control knobs, walnut or ivory to choice. 4 position W/C switch, L.M.S. and Gram. P.U. sockets. Modern circuitry, all coils adjustable dust cored and only quality components used throughout. Delayed A.V.C. and neg. feed-back. A.C. mains 200/250 v. Double wound transf. Isolates chassis from mains. Aligned and calibrated ready for use.

**BRAND NEW & GUARANTEED £9.15.0 Carr. and ins. 4/6-**  
3-ohm speakers suitable for this chassis available 8" 19/6, 10" 25/-  
This chassis is a genuine bargain and delivery is reasonably good.

**BEST EVER VALUE IN RECORD PLAYERS**

Latest B.S.R. Model. 3 speed Autochanger Mixer Unit. Famous Maudiside 7in., 10in and 12in. record selector. Modern cream styling. Dual Xtal cartridge stylus for high fidelity reproduction. As used by leading Radiogram Manufacturers. Complete with full instructions and template.

**OUR BARGAIN PRICE £8.19.6 Carr., Ins., 4/6**

**ELECTROLYTICS** Leading Makes New Stock

TUBULAR	CAN TYPES	80 ohm CABLE	CO-AXIAL
25/25 v., 50/12v. 1/9	8+8/450 v. .... 4/6	<b>SPECIAL</b> —Semi-air spaced polythene, standard 1/4 in. diam. Stranded core. Feeder losses cut 50%. 9d. yd.	<b>COAX PLUGS</b> ..... 1/2
50/50 v., 4/500 v. 2/-	8+16/450 v. .... 5/-		<b>SOCKETS</b> ..... 1/3
100/25 v. .... 2/-	16+16/275 v. .... 4/6		<b>COUPLERS</b> ..... 1/3
8/500 v. .... 2/6	16+16/450 v. .... 5/6		<b>OUTLET BOXES</b> ..... 4/6
8+8/500 v. .... 4/6	16+16/450 v. .... 6/-		<b>BALANCED TWIN FEEDER</b> per yd. (80 ohms) 6d.
8+16/450 v. .... 5/-	32/350 v. .... 4/-		<b>TWIN SCREENED FEEDER</b> per yd. (80 ohms) 1/-.
16/450 v. .... 3/6	32+32/450 v. .... 6/6		<b>50 OHM COAX CABLE</b> 8d. per yd. 1/4 in. dia.
16+16/450 v. .... 5/6	80+250v. .... 6/6		
32/350 v. .... 4/-	80+100/350 v. 11/6		
32/500 v. .... 5/-	80+250/275 v. 12/6		
32+32/350 v. .... 5/6	100+200/275 v. 12/6		

**CONDENSERS.**—Mica, Silver, Mica, All pref. values, 3 pf. to 680 pf. 6d. each. ditto ceramics 9d. each. Tubulars, 450 v., Hunts and T.C.C. .0005, .001, .005, .01, .02 and 1 350 v., 9d. .05, 1 500 v. Hunts, 1/-, .25 Hunts, 1/6. 5 Hunts, 1/9.

**SPEAKER FRET.**—Expanded Bronze anodised metal 8in. x 8in., 2/3; 12in. x 8in., 3/-; 12in. x 12in., 4/3; 12in. x 16in., 6/-; 24in. x 12in., 8/6, etc.

**JASON F.M. TUNER UNIT 87-105 mc/s**

Kit of parts to build this modern and highly successful unit complete with drilled chassis and J.B. dial, wound coils and screening cans, 4EVA miniature valves, and all necessary quality components, etc., for only 26/10/- post free. Superior dial calibrated m.o.s., edge lit by 2 pilot lamps, 12/6 extra. Power Pack components kit, including double wound mains transformer, £2/5/- extra. Tested and approved by "Radio Constructor," etc. Illustrated handbook with full details 2/-, post free.



**RESISTORS**

Carbon type. Pref. values 10 ohms-10 megohms. 20% Tol. 1 w. 3d.; 1 w. 5d.; 1 w. 6d.; 2 w. 9d. 10% Tol. 1 w. 9d.; 5% Tol. 1 w. 1/-; 1% Hi-Stab. 1 w. 2/-.

**WIRE WOUND TYPES**

Wire ends. Silicone coated. 25 ohms-10,000 ohms, 5 w., 1/3; 30 w., 1/6; 15 w., 2/-, 15,000 ohms-33,000 ohms, 5 w., 1/9; 10 w., 2/3.

**ALUMINIUM CHASSIS**

18 g. Plain undrilled. Folded 4 sides. Riveted corners, lattice fixing holes. Depth 2 1/2 in., 7 in., 4 in., 4/8; 9 in. x 6 in., 5/9; 11 in. x 7 in., 6/9; 13 in. x 9 in., 8/6; 14 in. x 11 in., 10/6, etc.

**S.T.C. RECTIFIERS**

K3/25 2 kV., 4/3; K3/40 3.2 kV., 6/-; K3/45 3.6 kV., 6/6; K3/50 4 kV., 7/3; K3/100 8 kV., 12/6; K3/160 14 kV., 18/-; RM1 125 v. 60 mA., 4/-; RM2 125 v. 100 mA., 4/9; RM3 125 v. 120 mA., 5/9; RM4 250 v. 275 mA., 16/-; HT59 250 v. 200 mA., 26/6.

**PRE-SET W/W POIS**

T.V. knurled slotted knob type. 25 ohms to 30,000 ohms 3/-; 50,000 ohms, 4/-; 50,000 ohms to 2 Megohms (carbon) 3/-.

**VOLUME CONTROLS**

1 in. semi Midget Type, Long spindles. All values 10,000 ohms to 2 Megohms. Less sw., 3/-; S.P. sw., 4/-; D.P. sw., 4/9. All individually boxed. Guar. 12 months.

**TRS RADIO COMPONENT SPECIALISTS**

**RS** 7DBRIGSTOCK RD., THORNTON HEATH, SURREY  
Phone: THO 2188. Hours 9 am—6 pm., 1 pm. Wed. Open all day Saturday. BY THORNTON HEATH STATION. BUSES 130A, 133, 159, 166, 190

Terms: C.W.O. or C.O.D. Kindly make cheques, P.O.s etc. payable to T.R.S. Post & Packing up to 4lb., 6d. 1lb., 1/-, 3lb., 1/6, 5lb., 2/-, 10lb., 2/6. Bargain Lists, 3d.

- ★ 14 ranges
- ★ Linear scale
- ★ 200/250 volts A.C. mains operation
- ★ Condenser leakage test
- ★ Internal standards of 1%
- ★ Fully guaranteed

The **MODEL CR50 BRIDGE** measures from 10pF to 100 mF and from 1 ohm to 10 megohms in fourteen ranges, having a total scale length of 120 inches. Indication of balance is given by a magic eye fed from a high gain pentode amplifier. Designed for bench use with case and panel of steel, finished black crackle. Complete with valves and instructions ready for use from A.C. mains. ONLY £7/18/- plus 4/6 carr./packing.

**SG50 SIGNAL GENERATOR** covers 100 kc/s to 80 Mc/s in six ranges on fundamentals (not harmonics), modulated or CW. Uses two type EF91 valves and SenTerCel rectifier. Mains transformer. The directly calibrated scale length is greater than 60 inches. In olive green case 9 in. x 13 in. x 4 in. with front panel of green Perspex engraved white. ONLY £8/10/-, plus 6/- carr./packing.

**VV50 VALVE VOLTMETER** measures up to 250 volts A.C., R.F., and D.C. with input impedance of 11 megohms. ONLY £7/19/6, plus 4/6 carr./packing.

Please send a stamped and self addressed envelope for further details, sent by return post. H.P. terms available. Callers only—Charles Britain (Radio) Ltd., 11 Upper Saint Martin's Lane, W.C.2.

Post and H.P. orders to—

**GRAYSHAW INSTRUMENTS**  
PARK STABLE YARD, LEYTON ROAD, HARPENDEN, HERTS.

**BELCLERE**  
MINIATURE  
INPUT, OUTPUT  
AND INTERSTAGE  
TRANSFORMERS

We specialise in the manufacture of coupling transformers to customers' requirements. An illustrated brochure describing the range of transformers we manufacture will gladly be sent on request.

Illustrated above is a standard input transformer type "E" size 1 in. x 1/2 in. x 1/2 in. overall, available with varnish dip finish, encapsulated block form, or in mu-metal screening can.

Quick delivery—low prices—maximum efficiency

**JOHN BELL & CROYDEN, 117 HIGH STREET, OXFORD**  
Telephone: 47072. Cables: Belclere, Oxford.

---

**A.C. SOLENOID TYPE SA/T**

Continuous 3 lb. at 1/2"  
Instantaneous to 6 lb.

100% PRODUCTION INSPECTION

Larger and Smaller Sizes Available. Also Transformers to 6 KVA 3 Phase

**R. A. WEBBER LTD.**  
18 FOREST ROAD, KINGSWOOD, BRISTOL. PHONE 74065



**C.R.T. ISOLATION TRANSFORMERS**

For Cathode Ray Tubes having Heater/Cathode short circuit or for C.R. Tubes with falling emission.  
 Type A. Low leakage windings. Ratio 1:1.25 giving a 25% boost on Secondary.  
 2 volt ..... 10/6 each With Tag  
 4 volt ..... 10/6 each Panel and  
 6.3 volt ..... 10/6 each Solder Tags  
 10.8 volt ..... 10/6 each  
 13.3 volt ..... 10/6 each  
 Ditto with mains primary 12/6 each.  
 Type B. Mains input 220/230 volts. Low Capacity. Multi Output 2, 4, 6.3, 7.3, 10 and 13 volts. Input has two taps which increase output volts by 25% and 50% respectively. This transformer is suitable for all Cathode Ray Tubes. With Tag Panel 21/- each.  
 Type C. Low capacity wound transformer for use with 2 volt tubes with falling emission. Input 240/240 volts. Output 2-2 1/2-2 1/2-3 volts at 2 amps. With tag Panel 17/6 each.  
 All Isolation Transformers are individually boxed, labelled and clearly marked with relevant data.

RESISTORS. All values. 10 ohms to 10 meg., 1/4 w., 4d.; 1/2 w., 6d.; 1 w., 8d.; 2 w., 1/-.  
 HIGH STABILITY. 1/4 w., 1%. 2/-.  
 All preferred values 100 ohms to 10 meg.

5 watt } WIRE-WOUND RESISTORS 1/3  
 10 watt } 25 ohms-10,000 ohms 1/6  
 15 watt } 2/-  
 15,000 ohms-50,000 ohms. 5 w. 1/9; 10 w. 2/3  
**WIRE-WOUND POTS. 3 WATT LAB. COLVERN ETC.**  
 Pre-set Min. T.V. Type Standard Size Pots. 2 1/2in. Knurl'd Slotted Knob. Spindle High Grade. All values 25 ohms to 30 K. 50 100K. 4/6  
 Ditto Carbon Track 50 K. W/W EXT. SPEAKER CONTROL 10/3 3/4  
 O/P TRANSFORMERS. Heavy Duty 50 mA., 4/6. Ditto tapped primary 3/9. Multitrate, push pull, 6/6. Tapped small pendulo, 3/9. Miniature 354, etc. 3/9.  
 L.F. COILS 15 10 60/85 mA. 5/-; 25/20 H. 100/120 mA. 1/4; 20/15 H. 120/150 mA. 10/6; 5 H. 250 mA. 15/-  
 MAIN TRANS. 350-0-350, 80 mA., 8.3 v. tapped 4 v. 4 s. 5 v. tapped 4 v. 2 a., ditto 250-0-250 80 mA., etc. 21/-

I.F. TRANSFORMERS. 465 kcs. Plessey, midgot size. 2in. x 1in. x 1in., 7/6 pr.


HEATER TRANS. Tapped 200/250 v. 6.3 v. 1 1/2 amp. 7/6  
 COPPER PLATED AERIAL RODS. 1/4 x 12in. push fitting, 2/6 doz., o. & p. 9d.

ALADDIN SPRINGS and cores. 1in. 8d.; 1in. 10d.  
 1 1/2in. 21in. 2/-  
 SLOW MOTION DRIVES. Epicycloidal ratio 8:1. 2/3.  
 TYANA. Midset Soldering iron. 200/220 v. or 230/250 v. 14/11. TYANA TRIPLE THREE. Complete with detachable bench stand. 19/6. 200/220 v. or 230/250 v.  
 200/220 v. or 230/250 v. SOLON MIDSET IRON. 25 w. 2/-  
 MIKE TRANS. Radio 50 1.1, 3/9 ea. new and boxed.  
 MAIN DROPPERS. 3 x 1 1/2in. Three Adj. Sliders. 3 amp. 7/6 ohms. 4/3. 2 amp., 1,000 ohms. 4/3.  
 LINE CORD. 3 amp. 60 ohms. per foot. 2 amp., 100 ohms per foot. 2 way 6d. per foot. 3 way 7d. per foot.

CRYSTAL MIKE INSERT. Famous make, precision engineering. Size only 1 1/2 x 3/16in. Bargain Price. 6/6. No transformer required.  
 LOUDSPEAKERS P.M. 3 OHM.  
 6in. R.A., 16/6. 7in. x 4in. Goodmans, 21/-  
 5in. x 4in. Rola, 19/6. 8in. Goodmans, 22/6  
 4in. Goodmans, 18/6. 10in. Rola, 30/-  
 6in. ditto w/trans., 21/- 12in. Plessey, 30/-  
 6in. M.E. 2.5 k. or 2 k. field, tapped O.P. trans., 24/6.  
 CRYSTAL DIODE, G.E.C. 3/6. WEX34 6/6  
 CRYSTAL SET CONSTRUCTION, 1/-  
 40 CIRCUITS USING GERMANIUM DIODES, 3/-  
 H.R. HEADPHONES, 4,000 ohms. Brand new, 15/6 pr.  
 TUNING CLEANER Fluid, squirt sount. 3/9 tin.  
 TWIN GANG TUNING CONDENSERS. .0005 mfd. midget with trimmers 8/6; 375 pf. midset less trimmers 6/6;  
 .0005 Standard size with trimmers and feet 9/-; less trimmers 8/-; ditto, soil'd, 9/6.

**RECORDING TAPE**  
 1,200ft. on standard fitting 7" Plastic reels. Brand new boxed 17/6  
 VALVE HOLDERS. Pax. int. Oct. 4d. EF50, EA50 6d. B12A CRT. 1/3. Eng. and Amer. 4, 5, 6, 7 and 8 pin. 1/-  
 Moulded Mazda and Int. Oct. 6d. B7G, B8A B8G, B9A. 9d.  
 B7G with can 1/6. VCR97 2/6. U9A with can. 2/6.  
 CERAMIC EF50. B7G. Int. Oct. 1/-. B7G with can 1/9.  
 SPEAKER FRET. Woven Plastic TYGAN. Walnut tone, 12in. wavy. 2/-; 12-way. Expanded metal, gold or silver, 9in. x 12in., 2/- per piece.  
 WAVELENGTH SWITCHES.  
 5 p. 4-way 2 water, long spindle ..... 2/6  
 2 p. 2-way, 3 p. 2-way, short spindle ..... 6/6  
 2 p. 6-way, 4 p. 2-way, 4 p. 3-way, long spindle ..... 3/6  
 3 p. 4-way, 1 p. 12-way, long spindle ..... 3/6  
 SENTRECEL RECTIFIERS. E.H.T. TYPE FLY-BACK VOLTAGE. K3/25 2 kV. 4/3; K3/40 3.2 kV. 6/-; K3/45. 3.8 kV. 6/6; K3/50 4 kV. 7/3; K3/100 6 kV. 10/4

KNObS. GOLD ENGRAVED. Walnut or Ivory. 1 1/2in. diam. 1/8 each. "Focus", "Contrast", "Brilliance", "Brilliance-On/Off", "On-Off", "Volume", "Vol.", "On-Off", "Tone", "Tuning", "Treble", "Bass", "Wavelength", "Radio, Gram", "S.M.L. Gram.", "Record-Play", "Brightness." Ditto, not engraved, 1/-.



**ALL WAVE RADIOGRAM CHASSIS**  
 THREE WAVEBANDS FIVE VALVES  
 S. W. 16 m.-50 m. LATEST MULLARD  
 M. W. 200 m.-350 m. ECE42, EF51, EB04L,  
 L. W. 800 m.-2,000 m. EL41, EZ40  
 12 month Guarantee. A.C. 200/250 v. 4-way switch.  
 Short-Medium-Long-Gram. A.V.C. and Nekavite feedback. 4.2 watts. Chassis 13 1/2in. x 5 1/2in. x 2 1/2in.  
 Glass Dial 10 x 4in. horizontal or vertical available.  
 2 Pilot Lamps Four Knobs, Walnut or Ivory, aligned and calibrated. Chassis isolated from mains.

**BRAND NEW £9.15.0** Carr. 4/6.  
 Matched 3-ohm speakers 8" 19/6, 10" 25/-

RECOMMENDED FOR ABOVE CHASSIS

**Plessey Multi Speed Changer**



(Limited period) **£8.19.6**  
 Brand new Plessey 2-speed Autochanger Mixer Unit for 7, 10 and 12in. Records. Twin Hi-Fi Xtal Head with Dupoint sapphire stylus. Plays 4,000 records. Sprung mounting. Baseboard required 15 1/2 x 12in. Height 5 1/2in. Depth 2in. Super quality. Post free. A.C. 200/250 v.

**\*MIXER TYPE MECHANISM**



24/19/6. CONVERT YOUR RADIO. Playing desk 15 x 22 x 7in. Walnut finish, drawer front with 78 r.p.m. motor. A.C. 200/250 v., turnable and pick-up. Press lever start places High Impedance Magnetic pick-up on records, 10in. or 12in. Auto Stop. Brand new in original makers' boxes. 24/19/6. Carr. free. (England). 10/- carr. Scotland, Wales, Ireland. No C.O.D.

**UNREPEATABLE BARGAIN**  
**GARRARD 3 SPEED AUTOCHANGER**

Mod. 75a our price **£10-19-6**  
 regret no C.O.D.

**Teletron Band III Converter**

For London, Midland and Northern Transmissions.

Suitable all T.V. makes. T.R.F. or Superhet.

Ready wound coils, two EF80 valves, all components, punched chassis, circuit diagram, wiring plans. COMPLETE KIT for mains operation 200-250 v. A.C. £3/10/-

AS ABOVE less POWER PACK. Requires 200 v. 20 mA. H.T. 6.3 v. .6 a. L.T. £2/5/-.  
 Mains Transformer to above Spec. 10/6.  
 Min. Westinghouse Rect. ... ditto... 8/6  
 Punched and drilled chassis ... 3/9  
 Larger chassis for Mains Model ... 6/-  
 Teletron Coilet with plans ... 15/-  
 Full plans and circuit details ... 6d.

**Volume Controls 80 ohm CABLE Coaxial**

Long spindles. Guaranteed 1 year. All values 10,000 ohms to 2 Meg. No Sw. 8P.Sw. D.P.Sw. 3/- 4/- 4/9  
 Semi-air spaced Polythene insulated. Fin. dia. Stranded core. Losses out 50% STANDARD 8d. yd. Fin. dia. 8d. yd.

COAXIAL PLUGS 1/- DOUBLE SOCKET 1/3  
 SOCKETS 1/- OUTLET BOXES 4/6  
 T.V. AERIALS. Band I. Indoor Inv. T. 13/6  
 Band 3 Dipole indoor. 6/6. Band 3 Twica. 7/6 pr.  
 BALANCED TWIN FEEDER per yd. 6d. 800 or 3000.  
 TWIN SCREENED BALANCED FEEDER 1/- yd. 80 ohms.  
 TRIMMERS Ceramic. 30, 50, 70 pf., 9d. 100 pf., 150 pf.  
 1/8: 250 pf., 1/4: 400 pf., 750 pf., 1/9

ALUMINIUM CHASSIS. 18 s.w.g. Plain, undrilled, with 4 sides, riveted corners and latice fixing holes, with 2 1/2in. sides: 7 x 4in., 4/6; 9 x 6in., 5/6; 11 x 7in., 6/9; 13 x 9in., 8/6; 14 x 11in., 10/6; 15 x 14in. 12/6 and 18 x 16 x 3in. 16/6.

CHROMIUM PEN TORCHES with battery and bulb. 2/6.  
 BLACK CRACKLE PAINT. Air drying. 3/- tin.  
 WEARITE "P" coils 3/-. OSMOR "Q" coils, 4/-.  
 P.V.C. CONN. WIRE. 10 colours, single or stranded 2d. yd.  
 5in. RADIO SCREWDRIVERS, 4 1/2 each.  
 NEON MAINS TESTER SCREWDRIVER, 5/4.

**VCR97 TESTED FULL PICTURE £2**

MULTICORE SOLDER 30/40. 10 s.w.g., 3d., 10 s.w.g. 4d yd. 1lb. 2/6.  
 ALL BERNARDS BOOKS IN STOCK. List S.A.E.  
 VALVE MANUALS. Parts I and II, 5/- each part.

F.M. TUNER COIL KIT 27/6. H.F. coil. Aerial Coil, Oscillator Coil, two I.F. Transformers, 10.7 Mc/s. Detector transformer and heater choke. W/v circuit.

CONDENSERS. New stock. .001 mfd. 7 kV. T.O.J. 5/6; DITTO. 12.5 kV. 9/6; 100 pf. to 500 pf. Micaf. 6d.; Tubular 500 v. .001 to .01 mfd. 9d.; .05 1 1/2. 25 1/6; 5 1/8; 1/350 v. 6d.; 1/600 v. 1/3; 1/1,500 v. 3/6.  
 CERAMIC CONDENSERS. 500 v. 3 pf. to .01 mfd. 1/-  
 SILVER MICA CONDENSERS. 1,000. 500 v.  
 5 pf. to 500 pf. 1/-; 600 pf. to 3,000 pf. 1/3.  
 DITTO 1 1/2. 500 v. 1.5 to 500. 1/9. 515 to 5,000 pf. 2/-

**NEW ELECTROLYTIC FAMOUS MAKES**

TUBULAR	TUBULAR	CAN TYPES
12/75 v. ... 2/3	100/25 v. ... 2/-	8+16/450 v. 5/-
2/450 v. ... 2/3	8+8/500 v. 4/6	18+16/500 v. 5/-
4/450 v. ... 2/-	16+16/500 v. 6/6	16+24/350 v. 4/6
8/450 v. ... 2/3	CAN TYPES	32+32/350 v. 4/6
8/500 v. ... 2/9	Clips.....	32+32/450 v. 6/6
16/450 v. ... 3/6	16/500 v. ... 4/-	64+120/275 v. 7/6
16/600 v. ... 4/-	32/350 v. ... 4/-	60+100/350 v. 11/6
32/500 v. ... 5/6	60/350 v. ... 5/6	100+200/275 v. 10/6
25/25 v. ... 1/9	100/275 v. ... 5/6	1,000+1,000/6 v. 6/6
50/25 v. ... 1/9	250/350 v. ... 5/6	
80/50 v. ... 2/-	500/12 v. ... 3/-	

Screw Base Type 512. 8/800 v. 3/-; 16/650 v. 4/-.  
 MAINS TYPE. RM1. 125 v. 60 mA., 4/-; RM2. 100 mA., 4/9;  
 RM3. 120 mA., 5/9; EA. 250 v. 275 mA. 16/-  
 FULL WAVE BRIDGE SELENIUM RECTIFIERS. 2 C or 12 v. 1 1/2 amps. 8/9; 2 a. 11/3; 4 a. 17/6.  
 CHARGER TRANSFORMERS. Tapped input 200/250 v. for charging at 2, 6 or 12 v., 1 1/2 amp. 13/6. 4 amp. 21/-.

**VALVES**

A SMALL SELECTION FROM OUR STOCKS		New & Guaranteed	
All Boxed	3/6	2/6	5/6
6/6	3D6	2/6	6A6G
6A15	6H6M	2K2	6B5
6J5			EF50
6K7G	7/6	7/6	6AM6
EB91	024	6K6	12BE6
6EK7	1R5	6F8	EP39
6EK7	1R5	6K8	EP39
6/6	1R5	6K8	EP39
6A07	1T4	6SA7	EP39
6AT6	154	6SL7	EP39
6C9	3V4	6X4	EP39
6SN7	6BE6	6X5	EP41
ECH42	6BW8	12AX7	EP23
12/6	12K8GT	12K7GT	12Q7
EV71	35LQGT	35Z4GT	35L8
PL81	Set of five 37/6		35L8

We have no connection with any other firm Please address all Mail Orders correctly as below  
**RADIO COMPONENT SPECIALISTS 307 WHITEHORSE RD., WEST CROYDON**  
 OPEN ALL DAY—(Wed. 1 p.m.) 10-page list S.A.E.  
 Tel. THO 1665. Euses 133 or 68 pass door. S.R. Stn. Selhurst. 48-hour postal Service. P. & P. 6d. £1 orders post free. C.O.D. Service 1/6.



# RADIO TRADERS LTD.

23 WARDOURST., LONDON, W.1. (Coventry Street end)

Phone No. GERrard 3977/8 Grams: "Radiotrade"

### BARGAIN OFFER OF BATTERIES

4½ v. Heavy Duty Bell Battery. Size 6½ x 4½ x 2½ in.	2/6
72 v. H.T. 1.5 v. L.T. Size 6 x 5 x 1½ in.	2/6
150 v. H.T. Size 2½ x 5½ x 1½ in.	5/6
67½ v. Size 2½ x 1½ x 3½ in.	6/6

All batteries sealed and unused. All plus 1/6 post and pkg. Special reduction for quantities.

### ELECTROLYTIC CONDENSERS

16 mfd. 375 v., 2/- each	21/-
20 x 20 mfd. 275 v., 2/3 each	24/-
24 mfd. 350 v., 1/6 each	15/-
24 mfd. 450 v., 2/3 each	24/-

### BIAS CONDENSERS

Condenser Clips for above	3/6
50 mfd. 12 v. Single Hole Fixing 1/- each	10/6
100 mfd. 6 v. Tee End 10d. each	9/-
50 mfd. 50 v. 1/3 each	12/-

### BLOCK PAPER CONDENSERS

4 mfd. 400 v. D.C. 3/6 each. Many other types in stock. Your enquiries invited.

### MIDGET MICA CONDENSERS. .0001, .0002, .0003, .0004, .0005

200 Assorted Moulded Micas. Popular Values	£2 10 0
200 Assorted Silver Micas. Popular Values	£2 10 0
200 Assorted Carbon Resistors: ½, 1 and 1 watt. Good selection	£1 10 0

### SPECIAL OFFER

0.1 mfd. 12,000 volts test Mansbridge Condensers. Height 6½ in. Width 3½ in. Depth 2½ in. Fixing Centres 4 in. Plus 1/- post ... 5/6

### PAXOLIN SHEET

18 x 4½ x 1/16 in., 1/- each; 10 x 10 x 1/32 in., 1/- each; 20 x 10 x 1/32 in., 2/-

### RESISTORS

Carbon ½ watt 2/6; ¼ watt 3/-; 1 watt 4/-; 2 watt 6/- per doz. WIRE WOUND AND VITREOUS. 5-watt 1/6; 10 watt 2/6; 15 watt 3/-; 20 watt 3/6 each.

HIGH STABILITY. ½ watt 5% 6d.; ¼ watt 5% 9d.; 1 watt 5% 1/3 each. A few values in 1% and 2% still available.

ALL ORDERS FOR RESISTORS C.O.D. PLEASE AS WE CANNOT GUARANTEE TO STOCK ALL VALUES.

W.W. V/CONTROLS. ALL WELL-KNOWN MAKES. Pre-set 2/6 each. Spindle types 3/- each. Many values in stock.

V/CONTROLS WITH SWITCH 5k. 50k. ½ meg., 1 meg. 3/6 each V/Controls Less Switch. Most values spindle and preset. 2/- each

### METERS

0-300 mA. 2½ in. Flush Mounting. Brand new. Guaranteed 8/6 each	
0-500 mA. 2½ in. Flush Mounting. Brand new. Guaranteed 10/6 each.	

4-Way push button units 2/6 each 27/- doz.

Push Button Knobs 3/- doz.

TAG STRIPS. 3-way 2/-; 4 way 2/6; 5 way 3/-; 7 way 4/-; 28-way 12/- doz.

SLEEVING. 2 mm. 2/6; 3 mm. 3/6; 4 mm. 4/6; 5 mm. 5/6 per doz. yd.

POINTER KNOBS. Small black with white line, standard ½ in. spindle 7/6 doz.

WANDER PLUGS. Red and Black 2/- doz.

PHILIPS TRIMMER TOOLS. 1/- each 10/6 doz.

"S" METERS as used in S27 Receivers. Limited quantity, bargain price £2 10 0 each

WEARITE COILS. PA4, PO4, PA5, PO5, 1/3 each 12/- doz.

VALVE HOLDERS. Moulded B9A 7/6; B7G 6/-; Int. Oct. 9/-; Eng. Oct. 4/6 doz.

VALVE HOLDER FITTED WITH LOWER CAN 1/6 per doz. extra

Screening Cans for B7G and B9A 6/- doz.

Paxolin V/H Int. Oct. B9A, B7G 5/- per doz.; Eng. Oct., 5-pin, 7-pin 3/- doz.

STANDARD SCREENING CANS 3-piece 1/- each; Spring loaded 1/- each

BELLING-LEE PLUGS AND SOCKETS, 5-pin 1/9; 7-pin 2/-; 10-pin 2/6 each

AIR SPACED TRIMMERS 5, 10, 15, 20, 25, 50 and 75 of pre-set and spindle types 2/- each 21/- doz.

PYE PLUGS AND SOCKETS 1/6 per pair, "Tee" pieced 1/9 each

GROMMETS 1 grs. assorted grommets ½ in. to 1 in. 8/6 gross

POST OFFICE LAMP JACKS No. 10 1/- each 9/- doz.

Lamp covers for same 3/- doz.

BULGIN P73 3-pin plugs and sockets, and P74 2-pin plugs and sockets are now available.

OUTPUT TRANSFORMERS. Multi-ratio, 5/- each; Pentode or power 4/- each

WESTECTORS. WX6, WX12, W12, W4, 1/- each 9/- doz.

ARCOLECTRIC (Whitney Lamp), Red, Green, Clear, 1/6 each 15/- doz.

SIGNAL LAMP HOLDERS. Panel mounting, complete with adjusting lampholder, 2/- each 21/- doz.

BELLING-LEE. L356 fuse holders 2/6 each

JONES PLUGS AND SOCKETS. 4-pin 2/6; 6-pin 3/-; 8-pin 3/6; 10-pin 4/-; 12-pin 6/- pair

CASH WITH ORDER OR C.O.D. ALL ORDERS DEPT.W.1

ALL ORDERS FOR LESS THAN £2 ADD POSTAGE

We invite your enquiries for items not listed

Trade Counter open 9 to 6 Monday to Friday

Also 9 to 1 Saturdays. Callers Welcomed

WHOLESALE MANUFACTURERS' AND EXPORT ENQUIRIES INVITED

# BUILD ONE OF THESE RADIOS NOW



Total building cost £5/7/6 including choice of beautiful walnut veneered cabinet or ivory or brown bakelite. This is the lowest possible price consistent with high quality. No radio knowledge whatever needed... can be built by anyone in 2-3 hours, using our very simple, easy-to-follow diagrams. This terrific new circuit covers all Medium and Long waves with optional negative feedback, has razor-edge selectivity, and exceptionally good tone. Price also includes ready drilled and punched chassis, set of simple, easy-to-follow plans—in fact, everything! All parts sparkling brand-new—no junk! Every single part tested before despatching. Uses standard octal-base valves: 6K7G high-frequency pentode feeding into 6J5G anode-bend detector triode, coupled to 6V6G powerful output beam-power tetrode, fed by robust rectifier. For A.C. Mains, 200-250 Volts (low running costs—approximately 18 Watts) Size 12 in. x 6 in. x 5 in. Build this long-range powerful midget NOW. Send 2/- for priced parts list, testimonials, etc., or send £5/7/6 for all parts and set of plans. (Add 2/6 for packing and post.) C.O.D. 1/6 extra. All orders despatched by return carefully packed.

Build this exceptionally sensitive twin triode radio. Uses unique assembly system and can be built by anyone without any radio knowledge whatever in 45 minutes. Handsome black-crackle steel case with specially made black and gold dial with stations printed. Size of radio only 6½ in. x 5 in. x 3 in. Covers all Medium and Long waves—uses one only allday battery which costs 7s. 9d. and lasts many months, as H.T., consumption is only 1 to 1.5 mA. Ideal for Bedroom, Garden, Holidays, etc. Many unsolicited testimonials. Mr. Norton, of Oxford, writes: *Yesterday evening on the Medium waveband I counted 32 separate stations; I am very pleased with the set, which is well worth the money. Cost of all parts, plans—everything down to last nut and bolt, 49/6 including post, packing, etc., or send 2/- for priced parts list, testimonials, etc. Note: We stock complete range of components and valves, orders despatched by return.*

£5.7.6


49/6

Mail Order Only.

Mail Order Only.

CONCORD ELECTRONICS (Dept. W.W.3) 39, Queens Road, BRIGHTON, I

## EDDYSTONE COMMUNICATION RECEIVERS



Model 840A illustrated

Now available on attractive Hire Purchase Terms.

	Deposit	12 Months	18 Months	24 Months
840A	£55	£3 6 0	£2 8 0	£1 16 0
750	£78	£4 15 10	£3 7 0	£2 12 6
680X	£120	£7 6 8	£5 2 3	£4 0 0

CARRIAGE PAID

Model 840A, is for A.C. or D.C. 110/250 v. making it especially suitable for universal use. 750 and 680X 110/240 v. A.C. The very large tuning dials are clearly marked with band spread logging. Silky gear driven flywheel loaded tuning mechanism. These sets are the choice of the discerning professional and amateur users. Descriptive literature gladly forwarded.

Latest EDDYSTONE Component Catalogue 1/-. The

**Eddystone Specialists**



**RADIO SERVICES LTD.,**

55 COUNTY ROAD, LIVERPOOL, 4

Telephone: AINTREE 1445 ESTAB. 1935 Branch Address: MARKET CROSS, ORMSKIRK

*Acknowledged for Perfection*

*Stern's "fidelity"  
Tape Recorder*



GUARANTEED FOR 12 MONTHS (B.V.A. VALVES 90 DAYS)

**SUPPLIED ASSEMBLED and READY FOR USE for £43/-/-**


(Plus £1/10/- carriage and insurance. £1 is refunded when packing case is returned to us.) H.P. terms. Deposit £11 and 12 monthly payments of £2/18/8. The items illustrated and described form the complete equipment.

SEND S.A.E. FOR DESCRIPTIVE LEAFLET

● WILL PLAY THE NEW PRE-RECORDED TAPES.

● WILL PROVIDE 2 HOURS' PLAYING AT 3 3/4 in. or 1 hour at 7 1/2 in. per second.

● WILL TAKE ALL STANDARD TAPES UP TO 1,200ft.




**THE NEW TRUVOX MODEL TR7U TAPE DECK**

THE NEW TRUVOX MODEL TR7U TAPE DECK. 3 Shaded-Pole motors. Drop-in Tape Loading. Push Button Control. Separate Push Button Brake. Fast forward and fast reverse. Silent drive eliminating Wow and Flutter. Half Track working and 2 speeds, 3 3/4 in. and 7 1/2 in. per sec. Positive Azimuth Adjustment. Overall size only 14 1/2 x 12 1/2 in.

**MODEL T.R.I./F. QUALITY AMPLIFIER**

This amplifier has been expressly designed to meet the requirements of enthusiasts for fidelity reproduction, and in particular to CORRECTLY operate the above TRUVOX DECK. It is supplied complete with a matched Elliptical 3 ohm P.M. Speaker, it incorporates an efficient Tone Control arrangement and has a Magic Eye Level Indicator (Operative on Record). A Co-axial Socket is also incorporated for MONITORING on Record. This can also be used to feed an external amplifier. The Amplifier can also be used for high quality reproduction of gramophone records direct from a gram unit.



**!!HOME CONSTRUCTORS!!  
BUILD IT FOR £40/-/-  
IT ONLY NEEDS CONNECTING UP**

H.P. Terms are shown below

The actual assembly of the Tape Recorder is extremely simple and only involves a few connections. The Truvox Tape Deck and the Quality Amplifier are supplied tested and ready for use, and all that is required to complete the Recorder is to connect the two together (a connection chart is supplied for this purpose) and secure them by the screws provided into the Attache Case.

**PRICE SUMMARY**

WE WILL SUPPLY ALL FIVE UNITS LISTED ABOVE, i.e., THE COMPLETE BUT UNASSEMBLED RECORDER FOR £40. H.P. Terms: Deposit £10 and 12 monthly payments of £2/15/- or in two parts as follows:—

	CASH PRICE	12 monthly DEPOSIT payments of	
(a) TRUVOX Mk. TR7U TAPE DECK MODEL TRIF AMPLIFIER WITH SPEAKER, 1,200ft. REEL OF TAPE .....	£33 10 0	£8 10 0	£2 6 4
(b) ATTACHE CASE AS ILLUSTRATED .....	£6 10 0	—	—
ACOS CRYSTAL MICROPHONE .....	£5 0 0	—	—

NOTE: Please send 30/- to cover cost of packing, carriage and insurance. We will refund £1 if the packing case is returned to us intact.

EACH UNIT IS AVAILABLE SEPARATELY AS FOLLOWS:

	CASH PRICE	12 monthly DEPOSIT payments of	
(a) TRUVOX Mk. TR7U TAPE DECK .....	£23 2 0	£5 17 0	£1 12 0
(b) AMPLIFIER MODEL TRIF WITH SPEAKER .....	£14 14 0	£3 16 0	1 0 6
(c) PORTABLE ATTACHE CASE .....	£5 0 0	—	—
(d) ACOS CRYSTAL MIKE "33" .....	£2 10 0	—	—
(e) REEL OF TAPE 1,200ft. ....	£1 15 0	—	—

Please include £1 when ordering (a) or (c) for packing charge, this whole amount will be refunded if case is returned to us intact.



ACOS CRYSTAL MICROPHONE MODEL MIC.33.1  
1,200 ft. REEL OF SCOTCHBOY MAGNETIC RECORDING TAPE.

**PORTABLE ATTACHE CASE**

This, as may be judged from the illustration above, is a neat, compact and attractively finished case, being covered with maroon rexine and having an ivory coloured speaker escutcheon. It contains concealed pockets to accommodate the Microphone, Mains Lead and a spare 1,200ft. reel of tape.

**STERN RADIO LTD.**

109 and 115 FLEET STREET, LONDON, E.C.4.

Phone: CENTral 5812-3-4





# NOW ... Modernise your old Radiogram

WE SUPPLY THE LATEST—RADIO CHASSIS . . . . . AUTOCHANGER and SPEAKER (if required)—AS A COMPLETE SET OF EQUIPMENT AT ATTRACTIVELY REDUCED PRICES.



SEND S.A.E. FOR FULL DETAILS.


COMPLETE DETAILS, AN ILLUSTRATION AND DESCRIPTION IS GIVEN OF EACH ITEM.

- ★ **AMPLIFIERS.** By Armstrong, Goodsell (Williamson), Leak, W.B., The Mullard 5-10 (Grampian), Stern's Kits of Parts for High Quality 8-10 watt and High Fidelity 12-watt Amplifiers having separate Pre-Amplifier/Tone Control Unit.
- ★ **A CHOICE OF 9 RECORD PLAYERS.** 3-SPEED AUTOCHANGERS-NON-AUTOCHANGERS and TRANSCRIPTION PLAYERS. By COLLARO, GARRARD and B.S.R.
- ★ **Replacement RADIO-RADIOGRAM CHASSIS.** A selection of good quality and dependable chassis including the combined AM/FM design.
- ★ **RADIO TUNING UNITS.** The Combined AM/FM and separate AM and F.M. Models.
- ★ **LOUDSPEAKERS.** Full data of the very popular W.B. "STENTORIAN" Speakers. The WHARFEDALE range, various GOODMAN'S speakers and a selection of well-known makes at REDUCED PRICES.
- ★ **LOUDSPEAKER SYSTEMS.** Suggested arrangements for the "Hi-Fi" enthusiast.
- ★ **PREFABRICATED CABINETS.** THE CONSOLE CABINET and two types of BASE REFLEX SPEAKER CABINETS.
- ★ **BAND I—BAND III TV CONVERTERS.** By AERIALITE, DULCI, VALRADIO.

We cannot show the complete contents on these two pages, but we give a brief summary and some examples.


## THREE REALLY GENUINE PRICE REDUCTIONS

A BULK PURCHASE ENABLES US TO OFFER THESE RECEIVER CHASSIS AT SUCH LOW PRICES Each are BRAND NEW and FULLY GUARANTEED



**THE MODEL AW3-7**  
A 3-valve 3-waveband superhet chassis having a Push-Pull stage for approximately 6 watts output. (plus 7/6 carr. and ins.).

H.P. TERMS: Deposit £4/6/6 and 10 monthly payments of 19/4. **PRICE £12/19/6** COMPLETE SPECIFICATION and ALL RELATIVE DATA ON THESE THREE CHASSIS IS AVAILABLE—SEND S.A.E. for the ILLUSTRATED LEAFLET.



**THE MODEL B3PP**  
A 6-valve 3-waveband superhet with two type 6BW6 valves in Push-Pull for approximately 6 watts output.

**PRICE £12/19/6** (plus 7/6 carr. and ins.) H.P. TERMS: Deposit £4/6/6 and 10 monthly payments of 19/4.



**THE MODEL F3PP  
RADIO-RADIOGRAM CHASSIS**

A 7-valve 3-waveband Superhet chassis with a "Push-Pull" stage. This chassis has been designed with particular regard to the quality of reproduction. It incorporates SEPARATE BASS and TREBLE CONTROLS, thereby ensuring the utmost flexibility of tone on both radio and gram. Cash Price, tested and ready for use. **£17/17/0** (Plus 7/6 carr. and ins.)


H.P. Terms: Deposit £5/19/0 and 12 monthly payments of £1/1/10.

**THE MODEL B3**  
A 5-valve 3-waveband superhet, identical in appearance to the Model B3PP illustrated above, but having a single valve (type 6BW6 output) for approximately 4 watts. **PRICE £10/17/6** (plus 7/7 carr. and ins.) H.P. TERMS available.

## THE NEW ARMSTRONG FC48

A high-quality replacement Radio or Radiogram Chassis having provision for an FM Feeder Unit and incorporating separate BASS and TREBLE CONTROLS. **PRICE ASSEMBLED and READY FOR USE, £25/2/0** (Plus 7/6 carr. and insurance.)

H.P. Terms: £8/8/8 Deposit and 12 monthly payments of £1/10/6.



## EXCEPTIONAL OFFER for CASH ONLY.

This Latest B.S.R. MONARCH 3-SPEED AUTOCHANGER is offered for (NORMAL PRICE £13.10.0) **£7/19/6** (Plus 6/- carr. & ins.)

- These units will autochange on all three speeds, 7in., 10in. and 12in.
- They play MIXED 7in., 10in. and 12in. records.
- They have separate sapphire for L.P. and 78 r.p.m., which are moved into position by a single switch.
- Minimum baseboard size required—14 x 12 1/2 in., with height above 5 1/2 in. and height below baseboard 2 1/2 in. A bulk purchase enables us to offer these BRAND NEW UNITS at this exceptional price.



## THE MODEL H.4.

COMBINED AM/FM RADIO-RADIOGRAM CHASSIS IS NOW AVAILABLE Price **£26/10/0**

Send S.A.E. for illustration and Full Details.

When submitting orders, please include postage and packing.

# STERN RADIO LTD.



# "High Fidelity" Reproduction

## STERN'S COMPLETE KIT FOR "HIGH QUALITY" 8-10 WATT "HOME CONSTRUCTORS" DESIGN THE IDEAL AMPLIFIER FOR GENERAL HOME USE

Price of COMPLETE KIT including Valves and Drilled Chassis, etc. **£7/10/0** (plus 2/6 carr. and ins.)

We will supply it COMPLETELY BUILT for **£9/10/0**

H.P. Terms £2/10/0 Depos 1 and 8 months at 19/9.

Designed for High Quality reproduction up to an output level of 10 watts, having 6V6s in Push-Pull and incorporating negative feedback. It is suitable for use with all types of Pick-up and most types of microphone and the output transformer provides for use of 3- and 15-ohm speakers.

### A COMPLETELY ASSEMBLED "HIGH-FIDELITY" PUSH-PULL AMPLIFIER

Supplied Complete with the STERN'S DUAL CHANNEL TONE CONTROL PRE-AMPLIFIER UNIT for only **£13/13/0** (plus 7/6 carr. & ins.). H.P. TERMS: Deposit £3/8/- and 12 months at 13/10. We are able to offer this equipment at such an attractive price only because of a bulk purchase of PARMEKO TRANSFORMERS, CHOKES, etc.




### STERN'S "COMPACT 5" AMPLIFIERS

EXPRESSLY DEVELOPED FOR VERY HIGH QUALITY REPRODUCTION OF GRAM RECORDS AND PARTICULARLY SUITABLE FOR HIGH QUALITY REPRODUCTION OF THE F.M. TRANSMISSIONS. TWO MODELS ARE AVAILABLE:

The "Compact 5-2" A 2-stage high sensitivity amplifier having SEPARATE BASS and TREBLE CONTROLS and designed to give up to approx. 5 watts with very pleasing quality. PRICE **£5/15/-** (plus 5/- carr. and ins.).

The "Compact 5-3" A 3-stage version of the "5-2" model, but in this case having an additional stage and incorporating negative feedback. PRICE **£6/18/-** (plus 5/- carr. and ins.).

The Amplifiers are compact and very attractively designed, having a Bronze/Gold finish with a fully engraved front panel by which the entire Amplifier is conveniently mounted into a Cabinet, occupying no more space than a conventional Tone Control Unit. Fully described in our Leaflets. POWER SUPPLY. A separate small Unit is available and this in addition to supplying power to the Amplifier has additional power available for RADIO TUNING UNIT, etc. PRICE **£2/10/-**.



### STERN'S "F.M." TUNING UNIT

A 5-valve Tuner incorporating the latest Mullard Permeability Tuning Heart and a "Magic Eye" Tuning Indicator. The performance of this is genuinely well up to the standard of the higher priced commercially made units and we recommend it with the utmost confidence. PRICE **£14/10/-** (plus 7/6 carr. and ins.) H.P. TERMS: Deposit £3/17/- and 12 monthly payments of 19/6.



THE COMBINED AM/FM TUNER is also available. This gives complete coverage of both the MEDIUM WAVEBAND and F.M. TRANSMISSIONS, thereby providing a good selection of foreign stations. Price **£18/18/-** (plus 7/6 carr. and ins.) H.P. TERMS: Deposit £6/8/- and 12 months at £12/11.

## STERN'S COMPLETE KIT FOR 12-WATT "HIGH FIDELITY" PUSH-PULL AMPLIFIER


Comprising a Main Amplifier Chassis and a Remote Control Pre-Amplifier Tone Control Unit. The remote control unit measures only 9x4x2 1/2 in. and contains four controls, being: Bass-Treble-Volume and a Radio Gram. Microphone Switch control. It incorporates its own feedback circuit on the Bass Channel. Loop negative feedback is employed on the Main Amplifier which has a valve line-up of 6J5-6N7-5U4 with two 6X25s in Push-Pull and 6J5 and 6SN7 used in the remote control unit. The COMPLETE KIT IS AVAILABLE FOR **£14/0/0** (carr. and ins. 6/- extra). The COMPLETE UNIT assembled and ready for use **£17/0/0** (carr. and ins. 7/6 extra).



H.P. TERMS £4/5/0 Deposit and 12 months at £13/5.

## The NEW "LEAK" TL/10 AMPLIFIER and "Point One" PRE-AMPLIFIER

This Amplifier has a maximum output of 10 watts and maintains in every respect the world-renowned LEAK reputation for precision engineering, fine appearance and fastidious wiring. The Pre-Amplifier will operate from any make or type of pick-up. (a) THE COMPLETE AMPLIFIER WITH PRE-AMPLIFIER: **£28/7/0**; or **£7/2/0** Deposit and 12 months at **£11/9/0**. (b) The TL/10 MAIN AMPLIFIER ONLY: **£17/17/0**; or **£4/7/0** Deposit and 12 months at **£11/3/6**. (c) The "POINT ONE" PRE-AMPLIFIER ONLY: **£10/10/0**; or **£2/12/6** Deposit and 9 months at **19/6**.



## !! HOME CONSTRUCTORS !!

YOU CAN BUILD THIS GENUINELY HIGH QUALITY RADIOGRAM ONLY **£33/10/0**

FOR THIS AMOUNT WE WILL SUPPLY ● The Model B3PP Radiogram Chassis (Illustrated on page 130).



- The B.S.R. "Monarch" 3-speed Auto-changer (also described and illustrated on page 130).
- A matched 10in. P.M. Speaker.
- The W.B. Prefabricated Cabinet. Carriage and insurance on all above equipment is 15/- extra and H.P. Terms are Deposit £11/3/4 and 12 monthly payments of £2/0/11.

This illustration shows the Cabinet containing the B3PP Chassis and B.S.R. Changer and for Radiogram Constructors we supply it in its prefabricated form, but we cut THE FRONT PANEL to accept the B3PP Chassis; we also supply a template to enable the Constructor to easily fit the B.S.R. Changer on to the Gram. Baseplate. These cabinets are all finished in highly polished Walnut veneer, and are supplied packed flat, complete with screws. Easily assembled in a few minutes, the only tool required being a screwdriver. For other uses we supply it with uncut front panel and side members for **£12/12/0**. Our leaflet gives full data for constructors.

## The NEW "W.B." HIGH FIDELITY AMPLIFIER

MODEL WB.12 The WB.12 Amplifier with separate pre-amplifier Tone Control Unit is attractively styled and finished in hammered gold, incorporating technical details to satisfy the most critical user. PRICE COMPLETE **£25/0/0** (plus 7/6 carriage and insurance) H.P. TERMS: Deposit £9/8/8 and 12 monthly payments of **£1/10/6**.



## A "PERSONAL SET" BATTERY ELIMINATOR

Complete kits of parts to build Midget "Aldry" Battery Eliminators giving (A) approx. 69 volts at 10 mA. and 1.4 volts at 250 mA. Price **42/6** (plus 1/6 carr. & ins.). (B) approx. 90 volts at 10 mA. and 1.4 volts at 250 mA. Price **47/6** (plus 1/6 carr. and ins.).



## A DUAL-CHANNEL PRE-AMPLIFIER & TONE CONTROL UNIT

Attractively finished in "Old Gold" and providing full control of BASS and TREBLE in conjunction with a main volume control. It can be used with any amplifier and with any pick-up. Price, complete kit of parts, **£3/18/9**, or assembled and ready for use, **£5/5/-**.



## DULCI F.M. TUNER




A self-contained Tuning Unit providing complete FM coverage. Performance is really outstanding and is equal to many Units offered at far higher prices.

PRICE **£16/16/0**

(plus 7/6 carr. and ins.) H.P. TERMS: Deposit **£5/12/8** and 12 monthly payments of **£1/0/5**.

## The DENCO F.M. FEEDER UNIT



INCORPORATING AN R.F. STAGE FOR THE HOME CONSTRUCTOR A 5-VALVE SUPERHET DESIGN having a frequency coverage of 88 to 100 Mc/s. This FM Receiver is designed to operate with any type of Amplifier and most Radio Receivers. THE CONSTRUCTORS' MANUAL, containing Circuit Diagram and Component Layout, etc., is available for 1/6 and WE CAN SUPPLY ALL SPECIFIED COMPONENTS including Valves and Drilled Chassis for **£6/13/6** (plus 2/6 carriage and ins.) Or for **£7/2/6** with Dial Assembly as Illustrated.

SEND S.A.E. TODAY FOR OUR NEW LEAFLETS 17 PAGES OF ILLUSTRATIONS and SPECIFICATIONS OF THE VERY LATEST EQUIPMENT

**109 and 115 FLEET ST.**  
LONDON, E.C.4. Phone: CENTRAL 5812-3-4

# CLYNE RADIO LTD.



18, TOTTENHAM COURT ROAD, LONDON, W.1.

MUSEUM 5929/0095.

(50 yards only from Tottenham Court Road Tube 1)

All post orders please to:—24-26, HAMPSTEAD RD., LONDON, N. W.1  
EUSCON 5533/4/5

**TELETRON BAND III CONVERTOR** still available, this very popular convertor kit as illustrated and fully described in previous issues of the "W.W." For use with almost T.R.F. or Superhet Band I T.V. Receivers. Construction details only, with separate individually priced parts list 6d. post free. Kit complete as specified 48/6, plus 2/- p. and p.  
Kit II Fringe area version kit complete 39/6, plus 2/- p. and p. Power pack kit for either of above 25/-.  
We carry comprehensive stocks of all Band III Convertors by leading manufacturers. Also aerials, cross-over boxes, air-spns ed/ low-loss co-axial cables at 10d. per yard. Let us have your enquiries. Any branded convertor supplied on H.P. terms!

## THE JASON F.M. TUNER

Based on the booklet by Data Publications Ltd., 2/- post free, including our individually priced Parts List. Highly sensitive, free from drift. Incorporates 4 valves 6AM6 and 2 specially graded G.R.C. Crystals. The kit supplied includes drilled chassis with tuning condenser, scale calibrated in mc/s, and attractive bronze stove-enamelled front plate already mounted (illustrated). Front plate size 8in. x 5in., chassis 7in. x 4in. x 1in. Complete standard kit 25/15/- plus 3/6 p. and p. Fringe area kit 27/15/-, plus p. and p.




## THE T.S.L. F.M. TUNER!

We can now supply this FM/VP adaptor either in kit form, or fully assembled, wired and tested. For full technical data see advt. by Technial Suppliers Ltd. on p. 68. Our price for the ready-built unit which incorporates its own power supply is 13/15/- only, tax paid, plus 3/- p. and p. or H.P. terms 24/12/- deposit plus p. and p. and 10 monthly payments of 20/-, or the kit complete as specified 10/19/6 plus 3/6 p. and p. The booklet "F.M. TUNER CONSTRUCTION" (32 pages) with full technical data and point-to-point wiring diagrams, together with our separately priced parts list is available at 2/6 post free.



## THE GRADIENT F.M. TUNER FMT4



Introducing our latest F.M. Tuner. Of advanced design, employing new technique. \*Tuned reanimator R.F. stage. \*Ultra-stable co-axial oscillator. \*High sensitivity. \*Gorler I.F.T.s and discriminator. This tuner is completely stable with no warm-up drift. Easy to construct and align. The ready-drilled chassis not only includes dial and drive assembly complete, with tuning condenser, but volume control ready mounted. Attractively finished in bronze, black and gold, dial ready calibrated in megacycles. Front panel measures 8in. x 5in., dial 5in. x 1in., chassis 7in. x 4in. x 1in. Valve line-up is 8-6AM6 or equivalent. Illustrated comprehensive instruction booklet with individualy-priced component list 1/6 post free. Or, the kit complete right down to the last nut and bolt 26/19/6, plus 2/6 P. and P.

**DENCO F.M. TUNER.** This highly successful kit is still available at inclusive price of 26/7/6, plus 2/6 P. and P. This kit includes all components and the five valves required for the extra I.F. Stage for fringe area reception. If required, "Denco" dial and drive assembly is available for the above at 9/- extra. Full constructional details 1/6 post free.

## COMPETITIVE

**BAND III TWO NEW CONVERTERS!** Type "EB," with self-contained power pack and change-over switch for Band 1/3. Valve line up 2-EP80. Size 4in. x 4in. x 3in. Separate contrast control for Band 3, very simply fitted INSIDE cabinet, 200/250 volts A.C. only. Price 26/7/6, p.p. 2/6.

Type "M.L.," for running from existing power supplies or separate power pack. Available with Series Heaters. Valve line-up POC84 and PCF80. Size 4in. x 2in. x 4in. Fitted with external fine tuning control for Band 3 and Band 1/3 change-over switch. Separate contrast control for Band 3. Power requirements H.T. 150/250 v. at 30 mA., L.T. 15/16 v. 3 amp. (Series Heaters). Unit simply fitted inside cabinet. Price 24/12/6, p.p. 2/6. Full instructions supplied with each unit. Please specify whether required for London or Birmingham.

## JUST ARRIVED!

Latest Wolsey Converter, covers Channels 6-13. In very attractive cream Bakelite Cabinet, A.C. only, 29/10/6, plus 2/6 p.p. London or Birmingham.

## THE R.C. 4 WATT AMPLIFIER KIT.

Just released! Compare the advantages! Treble bass, AND middle controls! For crystal or magnetic pickup! A.C. Mains. 200/250 v. Valve line-up, 8V6GT, 6X5GT, metal 6X5GT. Negative feedback. Built on stove enamelled steel chassis, measuring only 8in. x 4in. x 1in. Four engraved cream knobs are included in the price of the complete kit with all necessary practical and theoretical diagrams, at 24/5/- only, plus 2/6 packing and post, or Instruction Book.

fully illustrated, for 1/-, terms free! This amplifier can be supplied assembled, tested, and ready for use at 25/5/- plus p. and p. Hearing is believing!



## A.M./F.M.!

INTRODUCING DULCI RADIO/RADIOGRAM CHASSIS TYPE H41



Incorporating the normal Long, Medium and Short wave bands, plus V.H.F. (Frequency Modulated) 87-101 mc/s. Latest miniature B.V.A. valves EC63, EC61, EF89, EABCO, EL84, EZ80, EM80. High Q inductances used throughout—Perrite rods, for Medium and Long Waves. Overall dimensions: Length 12in., Depth, including knobs and spindles, 9in. Height 7in. Dial, which is multi-coloured on black background, has indicators for Tone-control and Wavebands, measures 11in. x 5in. Magic Eye tuning, any P.M. speaker of 3 or 15 ohms may be used. Output 4watts. Price is 227/16/- tax paid or H.P. terms. 29 deposit and 12 monthly payments of 32/-, Packing and carriage charge 5/-, Illustrated leaflet available on request.

## JUST ARRIVED! The "Imperial"

gram replacement chassis. Overall measurements 13in. x 6in. x 7in. high. Dial cut-out required only 10in. x 2in. Covers long, medium and F.M. Features include very attractive black and gold dial, 4-button push-button unit: gram position, separate F.M. tuning, continuously variable tone control, A.C. mains 110/230 v. Valve line-up EL41, EC63, EABCO, EF89, ECH81, plus metal rectifier. Price complete 23/19/6 tax paid. H.P. terms available.



## THE R.C. GRAM REPLACEMENT CHASSIS KIT

To meet the very great demand for this type of receiver, we have produced this unit for Long, Medium and Short Waves. Valve line-up: 6K8 Frequency changer, 6K7, I.F. Amplifier, 6Q7 1st Audio Detector and A.V.C. 6V6 Output, 6X5 Full-wave rectifier.



For A.C. mains 200/250 volts, 4 watts output. Excellent quality. High sensitivity. Provision for gram. Attractive illuminated black, red, green and gold dial for horizontal tuning. Four controls are: Tuning, L/M/S Gram, Vol./on/off, Tone (variable). Chassis size: 13in. x 5in. x 2in. Dial size: 10in. x 4in. Assembly is simplified by the use of a 3-waveband coil pack, and pre-aligned 465 Kc/s. I.F. transformers—high-grade drop-through half-shrouded Mains Transformer, with voltage adjuster panel. This chassis can easily be assembled in one evening. Illustrated pamphlet with full assembly instructions, practical and theoretical wiring diagrams and itemised price list, 1/6 post free. The main items for this receiver can be supplied separately, as under. Drilled chassis, complete with valve-holders, A/E panel, P/U panel, tuning condenser and ready-assembled dial and drive at 39/6. 3-waveband coil pack with gram position, 39/6, tax paid. Pair of 465 Kc/s. I.F. Transformers, 9/6 pair. Half shrouded drop-through Mains Transformer, 22/6. The total cost of ALL items purchased separately is nearly 120, but we shall be pleased to supply all the required components right down to the last nut and bolt at a special inclusive price of 23/8/-, plus 2/6 packing and postage. A set of four small brown and cream engraved knobs to suit is available at 1/2 each knob. This chassis is a professional job in every respect and can be seen and heard at our premises. This chassis can also be supplied, ready assembled in very limited quantities at 29/10/6, plus 5/- carriage and packing.

**BUREAU CABINET.** Handsome walnut finish, French polished. 33in. high x 31in. x 15in. Already cut out for B.S.R. Monarch but suitable for RC.54, etc. Uncut board for amplifying portion measures, 14in. x 10in. Two record storage compartments. Price 215/15/- plus 15/- carr. H.P. TERMS AVAILABLE.




## HIRE PURCHASE

We are pleased to announce advantageous hire purchase facilities on any single item over 25. Ask for details, mentioning what you are interested in. We regret we cannot extend this facility to kits.

Please add postage under £1, C.O.D. or Cash with order. C.O.D. charge extra—open 9 a.m. to 6 p.m. Monday to Friday. Sorry but we close at 1 p.m. on Saturday.



**THE "ECONOMY FOUR" T.R.F. KIT.** A three-valve plus metal rectifier receiver. A.C. mains 200/250 v. Medium and Long waves. We can supply all required components right down to the last nut and bolt. Valve line-up 6K7, 6J7 and 6V6. Chassis ready drilled—Cabinet size 12in. long by 6in. high by 5in. deep—Choice of Ivory or Brown Bakelite, or wooden walnut finish cabinet. Complete instruction booklet with practical and theoretical diagrams. Each component brand new and tested prior to packing. Our price £5/10/- complete—Remember this set is being demonstrated at our shop premises! We proudly claim that our fully illustrated instruction booklet is the most comprehensive available for this type of receiver—Booklet available at 1/6 post free. This is allowed if kit is purchased later. Please, 2/6 packing and carriage for complete kit.



**THE "SUPERIOR" FOUR KIT.** Our new four-valve receiver. A.C. mains, 200/250 v. M. and Long waves. As with our very successful "Economy Four" all required components are supplied. Valve line-up: 2 6SG7, 6 X501 and 6 V607. Chassis ready drilled. Cabinet size, 10 1/2 in. x 10 in. wide. Maximum depth at base bin, tapering to 3 1/2 in. at top. Sloping front. Very attractively finished in light walnut and peach. Each component brand new and tested prior to packing. Complete instruction booklet with practical and theoretical diagrams is provided. Booklet available at 1/6 post free. Our price for complete kit, £6/9/6. Please add 2/6 packing and carriage. If preferred, we can supply Cabinet Assembly only, comprising Cabinet and bracket wave-change switch, dial, pointer, drum pulleys, drive spindle, drive spring and knobs, at 45/-, plus 2/6 packing and carriage. N.B.—Our kits are even supplied with sufficient solder for the job.



N.B. All our T.R.F. Kit circuits now include specially wound Denco "Maxi-Q" coils on polystyrene formers, improved performance! Price remains the same.

**SURPLUS BARGAINS!**

F.S.D.	Size	METERS	Type	Fitting	Price
50 microamp	D.C. 2in.	M.C.	R.P.	.....	50/-
50 microamp	D.C. 3in.	M.C.	F.R. (Tropicalised)	.....	85/-
100 microamp	D.C. 2in.	M.C.	F.R.	.....	45/-
200 microamp	D.C. 2in.	M.C.	F.R. (Tropicalised)	.....	30/-
500 microamp	D.C. 2in.	M.C.	F.R.	.....	18/6
1 mA.	D.C. 2in.	M.C.	F.R.	.....	17/6
1 mA.	D.C. 2 1/2 in.	M.C.	F.R.	.....	27/6
1 mA.	D.C. 2in.	M.C.	Desk Type	.....	30/-
5 mA.	D.C. 2in.	M.C.	F. Sq.	.....	10/-
50 mA.	D.C. 2in.	M.C.	F. Sq.	.....	8/6
150 mA.	D.C. 2in.	M.C.	F. Sq.	.....	7/6
.5 amp.	R.F. 2in.	Thermo	F. Sq.	.....	6/6
1 amp.	R.F. 2 1/2 in.	M.C.	F.R.	.....	10/-
20-0-20 amp.	D.C. 2in.	M.C.	F. Sq.	.....	7/6
150 amp.	A.C. 4in.	M.I.	R.P.	.....	45/-
1 amp.	R.F. 2 1/2 in.	Thermo	R.P.	.....	7/6
3 amp.	R.F. 2in.	Thermo	F. Sq.	.....	8/-
5 amp.	D.C. 2in.	M.C.	F. Sq.	.....	13/6
6 amp.	R.F. 2 1/2 in.	M.C.	Thermo P.R.	.....	7/6
20 amp.	D.C. 2in.	—	R.P. (with shunt)	.....	10/6
25 amp.	D.C. 2 1/2 in.	M.I.	F.R.	.....	6/6
30 amp.	D.C. 2 1/2 in.	M.I.	F.R.	.....	12/6
15 volt	A.C. 2 1/2 in.	M.I.	F.R.	.....	10/-
20 volt (5 mA.)	D.C. 2in.	M.C.	F. Sq.	.....	7/6
15-0-15 volt	D.C. 2 1/2 in.	M.C.	F.R.	.....	17/6
300 volt	A.C. 2 1/2 in.	M.C.	F.R.	.....	35/-

SPECIAL U.S. 0-1 mA. 2 1/2 in. taken from equipment but perfect, 22/6 each. R.P. = Round Projection. M.C. = Moving Coil. Thermo = Thermo-coupled. F. Sq. = Flush Square. P.R. = Push Round. M.I. = Moving Iron.

METER RECTIFIERS, 1 mA. by G.E.C., at 8/6, also 5 mA. by G.E.C., at 8/6.

**COMMUNICATION RECEIVER P.R.2**

3-wave band, 13-50, 190-570, 900-2,000 metres. Valve line-up 6V6, 6BC33, 3X1 and 3-EP-39. Illuminated calibrated dial fly-wheel tuning, aerial trimmer. In black crackle case size 17 1/2 in. x 10 in. x 8 in. Output socket for 3 ohm speaker, or headphones. Absolutely brand new in original cartons, manufactured for Govt. by PYE LTD.

At present wired for 12 v. power supply. Price £7/10/- only, plus p. and p. 10/-. With each set we supply full conversion details for A.C. mains. All required components for conversion available at 32/6 post paid. Limited quantity



**R1155A RECEIVERS** guaranteed serviceable in original packing cases, £7/19/6. Fully assembled Power Pack and output stage, to plug straight into R1155 for A.C. 200/250 volts at 79/6. We have a few brand new R1155A at £11/19/6 also in original packing cases—deduct 10/- if purchasing either receiver together with power pack. Plus 10/- packing and carriage RECIPIENT TYPE 25/73. (The receiver section of TR119.) Supplied complete with full data for conversion to 3-wave superhet receiver. Unit is complete with 6 valves 2-EP39, 2-EP36, FK32 and 6BC33. Also standard I.F.T. 465 Kc/s. Price 27/8 plus 2/6 P. & P.

**THE R.C. RAMBLER ALL-DRY PORTABLE KIT**

Full assembly details with practical and theoretical diagrams can be supplied at 1/6 post free. This is a truly professional 4-valve superhet—all dry—for medium and long waves. A cream plastic top panel, with dial engraved in red and green, adds to the very imposing appearance of this model which is housed in an attractive cream and grey leatherette covered attaché-case type cabinet measuring only 9in. x 7in. x 5 1/2 in. Weight less batteries 4 1/2 lb., with batteries 6 1/2 lb. This set really has everything. Built-in frame aerial, high quality, extremely sensitive, and very adequate volume from the 5in. speaker. Valve line-up 3V4, 1R5, 1R5, 1T4. Also the required components, exactly as specified, including cabinet, can be supplied from stock at the special inclusive price of £77/7/- plus 2/6 p. and p. (less batteries). Use Ever-Ready 90 v. H.T. type B126 at 9/3. Also LIT. 1.5 v. A.D. 35 at 1/4.



**RAMBLER MAINS UNIT!** At last we are able to offer our special mains units kit for using our popular all-dry "Rambler" on A.C. Mains. Complete kit, which when assembled fits snugly into battery compartment, can be supplied at 47/6, plus 1/6 packing and postage. Price includes all required components, and full assembly instructions. N.B.—This unit is completely self-contained in a metal box measuring 7in. x 2 1/2 in. x 1 1/2 in. and is ideally suitable for ANY all-dry battery portable requiring 90 v. H.T. and 1.5 v. L.T.

**B.S.R. MONARCH**

The very latest cream 3-speed mixer Auto-changer. Complete with turn-over crystal pick-up. Complete in original manufacturer's cartons, fully guaranteed. Price only £7/19/6. Buy now! Quantity at this price strictly limited.



**TABLEGRAM CABINETS**

Manufacturer's surplus! Handsome dark walnut finish. Size 16 1/2 in. x 13 1/2 in. x 11 1/2 in. high. Motor board already cut for latest type B.S.R. Monarch Auto-changer. Provision at side for amplifier controls. Price 79/6, plus 3/6 P. & P. Baffle fitted for 7in. x 4in. Elliptical speaker for which we can supply latest ROLA at 21/8.



**COLLARO RC54 PLAYER!** Just released. Fawn leatherette covered portable case incorporating very latest Collaro 3-speed mixer-changer. Cream finish. Lightweight turn-over crystal pickup head. Only £13/5/- each, plus 5/- p. and p. complete, or 87/- deposit plus p. and p. and 12 monthly payments of 16/4.

**RC.54. Special Purchase!** Latest type 3-speed, incorporating "O" type turnover head. Cream finish. Original manufacturer cartons. £9/19/6 only, plus 3/6 p. and p. H.P. terms available.

**RECORD PLAYER CABINETS.** Specially made to house any type of single record unit. Finished in dove-grey leatherette. Back-board measures 14 1/2 in. x 13 1/2 in. Clearance above and below board 3in., 4 1/2 in. plus 3/6 P. & P. We can also supply equally attractive dove-grey cabinet to house any standard auto-changer at 69/6 plus 3/6 P. & P. We carry a large selection of cabinets for all purposes. A stamp will bring illustrated cabinet leaflets

**VALVES**

We have perhaps the most up-to-date valve stocks in the trade. A stamp will bring complete list but the following is a selection only of brand new imported valve types, fully guaranteed. Purchase Tax Paid.

EAB30 10/-	DAF96 10/8	PY80 10/8
EAF43 10/-	DP96 10/8	PY81 10/-
EB41 7/6	DK92 10/8	PY82 9/6
EB91 7/6	DK96 10/8	PY83 11/6
ERC41 10/-	DL96 10/8	UBC41 10/8
ERF80 11/8	or 39/6 per set	UCH42 11/8
ECC81 9/-	or four.	UF41 10/6
ECC82 9/-	EL41 10/8	UL41 10/8
ECC83 9/-	EL84 11/6	UY41 9/-
ECC84 15/-	EM80 9/-	6AQ5 8/6
ECC85 10/-	EY51 12/-	6AT6 8/-
ECP82 15/-	E240 8/6	6AU6 9/6
ECH42 11/6	E280 8/6	6BA6 8/6
ECH81 11/6	PCP80 12/6	6BR8 9/-
ECL80 11/6	PCP82 12/6	6BW6 8/6
FF41 10/6	PCP84 12/6	6X4 7/6
EP80 10/6	PL81 13/6	35W4 7/6
EP86 10/6	PL82 10/6	50B5 10/-
EP96 12/6	PL83 11/6	50C5 10/-
EPF80 10/-		

In addition we naturally have all usual surplus types available such as 6V6GT, etc. All in our valve price list!

**BRAND NEW C.R. TUBES**

—By leading manufacturer, 12 in. eq. valent to MW 31/74 £11/19/6. 14KP4A. Tinted. Latest type 14in. rectangular 6.3 v. heater. 12-14 Kv. in original sealed cartons. Limited quantity only at £13/19/6. Ditto 17in. type 17ASP.4. price £18/19/6. All H.P. available. Plus 15/- packing carriage and insurance.

**TRANSISTORS! MULLARD TYPE OC.71**

Available ex stock at new list price of 30/- each, post free.



**10in. CABINET SPEAKER.** Ideal for P.A. etc. Comprises solid wood cabinet complete with carrying handle. Painted dark brown, with built-in good quality 10in. P.M. speaker, 3 ohm speech coil, complete with lead and tigranac Jack plug. Brand new. Price only 59/6 plus 3/6 p. and p.

**L.T. RECTIFIERS.**

A newly manufactured range guaranteed 12 months.

6 or 12 v. 1 a. P.W. bridge type	7/6
6 or 12 v. 1.5 a. P.W. bridge type	9/6
6 or 12 v. 2 a. P.W. bridge type	11/3
6 or 12 v. 2.5 a. P.W. bridge type	12/6
6 or 12 v. 4 a. P.W. bridge type	19/6
6 or 12 v. 8 a. P.W. bridge type	30/-

**CHARGER TRANSFORMERS.**

Input 230 v. 6/12 v. 1 a. 9/8; 20/12 v. 2 a. 14/6; 2/6/12 v. 4 a. 17/6.

**I.F. STRIP.** Ex-Govt. Brand new condition, for 9.72 mc/s. but easily converted if necessary. Band width 180 kc/s. Less valves. Price 15/- only. Limited supply.

**POWER PACK.** By leading manufacturer. Input 200/250 v. Outputs 350-0-350 250 mA., 6.3 v. 8 a., 6.3 v. 2 a., 4 v. 7 a., 3 v. 2 a. Fully smoothed valve rectifier 0732. Chassis measures 00 x 00 x 00. Wt. 00lb. Few only at 24/19/6 plus 3/6 p. and p.

**CLYNE RADIO LTD.**

18, Tottenham Court Road, London, W.1.



# There is always a fine selection of equipment at

## TUNING UNITS Type T.U. 5B

This well-known Tuning Unit has a frequency of 1500-3000 kc/s with 2% accuracy. Micrometer Dial that provides 2,500 divisions over 180° rotation of the tuning shaft which gives plenty of mechanical band spread from 3.5 Mc/s through 28 Mc/s. In addition the unit has a High C Tank Circuit with temperature compensating coil. The above Tuning Unit from the BC-375 Transmitter needs only a few additional small parts to convert into a stable Temperature-Compensated VFO which may be used to replace the Crystal in Crystal Controlled Transmitters. Conversion Details and Circuit Diagram supplied FREE with unit. PRICE 15/- each, plus 4/- Packing and Postage.

## BENDIX RECEIVER Type MN.26C. Radio Compass

A superb 12-valve 3-band receiver covering 150-1500 kc/s. I.F. Frequency 112 kc/s. Valve line up: 6K7 1st and 2nd R.F. 6L7 Mixer. 6J5 6SC. 6K7 I.F. Amp. 6B8 1st and 2nd Det. and A.V.C. 6J5 B.F.O. 6F6 Audio Output. Compass Mod. 6N7 Audio Oscillator 6N7. Loop Amp. 6K7. Compass output 6K7.

28-volt supply to Motor Generator which can be easily changed to 12 Volts. Simple conversion to A.C. mains. (Details available.) Circuits, etc., Free with each unit.

The perfect Car Radio. Size: 15½ in. x 11½ in. x 6 in. Power supply: 6.3V, 250V.

PRICE £3/10/-, plus 7/6 packing and carriage.

## AMERICAN CLOCKWORK INTERVALOMETER

### BC-608-A

72-hour jewelled compensated movement. Contacts make every 15 seconds. Can be easily converted to give variable time delay. Panel mounting 3 x 3½ in. Brand new 12/6, plus 1/6 p.p.

## MICROPHONES

E.M., with switch. Boxed, new, 1/6 p.p.

## REFLECTOR in Bakelite Case

fitted with small bayonet cap holder. Size 5 in. in diameter by 3 in. deep. 2/6 post paid.



## WATERPROOF PLUG AND SOCKETS

3-pin 5 amp., non-reversible. Suitable for caravan and trailers, etc. 1/3 per pair, post paid.



## FL8 RADIO FILTERS

Size 2½ x 3 x 2½ in. 10/6 each. 1/6 p.p.

## THROAT MICROPHONES



Type TS30

U.S. manufacture. Complete with elastic strap. Lead terminating at plug PL291. New and boxed. 2/3 post paid.

## MICRO SWITCH

Universal type (make or break on depression) 5A, 250V, housed in strong aluminium casting. 2½ x 1½ x 1 in., with roller on operating lever. Price 3/- p.p.

## 70 C.M. UNIT

Brand New, consisting of pair of tuned lines. 2 acorn valve holders, coarse and fine tuning. Suitable for mixer or oscillator unit. Size 5 x 3½ x 1½ in., 6/6 post paid.

## AR 88 RECEIVER

Slow-motion drive mechanism. New and boxed. 10/6 each, plus 1/6 p.p.



## 2 METRE RECEIVER TYPE R 1392


Air Tested  
15 Valve Superhet  
Frequency 95-150 Mc/s  
(2 to 3 metres)



Valve line up: 1st and 2nd R.F. Amp. VR.136 (EF.54). 1st Local Oscillator VR.65 (SP.61). 2 Oscillator Multipliers VR.136 (EF.54). 3 I.F. Amp. VR.53 (EF.39). A.G.C. 6Q7. Output 6J5. Muting VR.92 (EA.50). Noise Limiter VR.92 (EA.50). B.F.O. 6J7. Mixer VR.136 (EF.54). De Mod. 6Q7. Normally crystal controlled but can be slow-motion tuned over 95-150 Mc/s. Power supply required: 240-250 volts at 80 ma. 6.3 volts at 4 amps. Size 19 in. x 10 in. x 10 in. Standard Rack Mounting. £6/19/6. Complete with valves and circuit diagram, checked and Air Tested. Packing and postage 17/6, 10/- returnable on packing case.

## RECEIVER TYPE R 1132

Frequency 109-126 Mc/s. 11-valve Superhet.



Valve line-up: R.F. Amplifier VR.65 (SP.61); Frequency changer VR.65 (SP.61); Local Oscillator VR.66 (P.61); Stabilizer VS.70 (7455).

3 x I.F. Amplifiers VR.53 (EF.39); B.F.O. VR.53 (EF.39); Detector VR.54 (EB.34); A.F. Amplifier VR.57 (EK.32); Output VR.67 (6J5).

Switchable A.G.C. and A.V.C. Variable B.F.O.

Circuit diagrams with units. Easily converted to cover

Wrotham Band. No alterations to wiring required. Conversion Slugs and instructions, supplied free. Size 19 x 10 x 10 in. Standard Rack Mounting.

PRICE £3/7/6. Packing and carriage 15/-, 10/- returnable on Packing Case.

## R.F. UNITS

R.F.24 20-30 Mc/s. Switched Tuning Valved. 9/6 each.

R.F.25 40-50 Mc/s. Switched Tuning Valved. 9/6 each.

Packing and postage 2/- each.



## A SELECTION

### OF EX-GOVERNMENT SURPLUS VALVES

	Each		Each		Each
1A3	4/6	VR.65	3/6	807USA	5/-
1A5	4/-	(SP61)		954	2/6
5U4G	7/6	6F7	6/-	9004	3/6
6AC7	5/-	6G6	5/-	6SN7	6/6
6AG5	6/-	6H6	2/6	6SQ7	6/6
6B7	3/-	6H6M	3/-	6V6G	6/6
6C4	4/-	6K6GTG	5/6	6X5	7/-
6C5	5/-	6L6	7/-	12J5	4/-
6F6GTG	5/-	6L7	6/-	12SH7M	4/-
FW4/800	9/-	6SA7	6/-	12SH7M	4/-
PEN46	6/-	6SJ7	6/-	12U5	4/-
VR.53	5/-	6SK7	5/6	VT52	5/-
(EF.39)		VR.65A	2/6	(EL32)	
VR.55	7/-	(SP41)		VT501	5/-
(EBC33)		VR91	4/-	(TT11)	
VR.56	5/-	(EF.50)		VU111	2/-
(EF.36)		VR.135	5/-	713A	8/6

**All the above offers are on display at →**

# PROOPS BROS. LTD. —

# The Walk-around Shop

## A.P.Q.9 RADAR JAMMING UNIT

Containing 913A Photo Multiplier Cell, complete with resistance network and lightproof box. Wide band amplifier (2) 6AC7 and 6AG7, driving a pair of parallel 807s which Grid modulate a pair of 8012s in push pull. Lecher lines, these cooled by blower motor. Cathode loaded by Co-axial stubs which simultaneously guillotine tune anode and grid lines with a counter mechanism. Output is matched to aerial by a matching stub. Suitable for use in centimetric bands. Brand new. Price £5, plus 10/- packing and carriage.



## TYPE 173 POWER UNIT

12 or 24 Volt D.C. Input, 120V. 60 mA. output. Containing Vibrator Transformer, 12 Volt Vibrator. Two 120 Volt Selenium Rectifiers, Chokes and Condensers. Size 10½ x 6 x 3in.  
Price 12/6 post paid.



## RECEIVER TYPE BC.733

Frequency 100 Mc/s. approx. Four crystal tuned frequencies. 6.9 Mc/s. I.F.s easily altered to 10 Mc/s. Suitable for conversion to F.M. Containing four crystals, two full-wave instrument Rectifier bridges, 90 and 150 cycle tone filter units. Valve line-up: (3) 717A. Low noise mushroom pentodes. (2) 12SG7; (1) 12AH7; (3) 12SR7; 12A6 output. Price £5. Carriage and Packing 7/6.


## ABSORPTION WAVEMETER

Easily converted to 2 metres or 70 cm. In Copper-plated metal case 3½ x 4½ x 5½in. with dial calibrated 0-100 and 80V Neon Tube. Coverage approx. 190-210 Mc/s. New. 6/6 each post paid.



## FL-8 RADIO FILTER UNITS

Size 2½ x 2½ x 3in. 10/- plus 1/6 p.p.



## TRANSMITTER Type T1131-L

Frequency 100 to 156 Mc/s. Output 50 W Crystal controlled. 200-240V., 50 c.p.s. Power supply. Housed in 6ft. standard on 19in. rack. In new condition complete with valves. *Send for full details.*

## TYPE 62A INDICATORS

Ideal for conversion to oscilloscopes, T.V. units, etc. Containing V.C.R.97, 12 VR.91 (BF.50), 2 VR.54 (EB.34), 3 VR.92 (EA.50), 4 CV.118. Slow-motion dial, 13 Pots and scores of useful components. Size: 8½ x 11½ x 18in. New in wooden packing case. £3, carriage 7/6.




## THIS MONTH'S BARGAIN OF NEW BOXED VALVES

866A	Each 7/-	6K7m	Each 5/-
446A	20/-	1616	5/-
35T	16/-	6J6	6/6


## ANTENNA RELAY UNIT

U.S. manufacture, containing change-over relay, 2½in. panel mounting meter (measuring aerial current) with separate thermocouple, vacuum condenser 50pF, 7.5 K.V., Meter movement, 2 mA. basic, contained in metal case 3½ x 4½ x 3½in. with ceramic stand off terminals.  
8/- post paid.

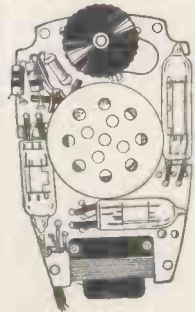


## INFRA RED IMAGE CONVERTER

This includes Optical system and infra red image converter with a silver caesium screen which lights up (like a cathode ray tube) when the electrons released by the infra red strike it. The unit is supplied in wooden carrying case size 11 x 5 x 9in. 15/- post paid.



## Make a miniature POCKET RADIO



Incorporating high "Q" technique using the New Ferrite rod. Made possible by simple conversion of an ex-Govt. Hearing Aid.

**Technical Details.** A Germanium Diode Detector circuit followed by the existing 3-valve Amplifier, giving adequate amplification throughout the medium wave band.

This conversion can be carried out in approximately 30 minutes.

**SEE and HEAR this Miniature POCKET RADIO demonstrated.**

**THE COMPLETE KIT OF PARTS** includes a Type OL10 Hearing Aid (with Crystal microphone) in perfect working order with miniature earphone and moulded ear insert attached: ferrite rod, germanium diode, components, circuit diagram and full instructions. Price £2½, (less batteries) post paid. **ALL COMPONENTS SOLD SEPARATELY.**

Deaf Aid Unit with earpiece	£1 15 0
Plastic Ear Mould	2 0
Ferrite Rod	5 0
Conversion Components	4 0
Batteries 1.5 v. L.T. (Type D.18)	8
30 v. H.T. (Type B.119)	4 3

**NOTE:** As the crystal microphone is not used in the Pocket Radio, it can, if desired, be used as a general microphone and it does not require a matching transformer.



## The Walk-around Shop

# PROOPS BROS. LTD.

NOTE: Orders and Enquiries to Dept. "W" Shop hours 9 a.m. to 6 p.m.—Thurs.: 9 a.m. to 1 p.m.  
OPEN ALL DAY SATURDAY. Telephone: LAngham 0141  
52 TOTTENHAM COURT ROAD, LONDON, W.1

# MODERN ELECTRICS LTD.

164 Charing Cross Road, London, W.C.2.

Tel.: Temple Bar 7587.  
Covent Gdn. 1703.  
Cables: Modcharex, London.  
Prompt attention to post orders

Export enquiries welcomed.

Immediate delivery from stock.

### TAPE RECORDERS

GRUNDIG TK12 ...	70 gns.
GRUNDIG TK5.....	45 gns.
GRUNDIG TK819...	95 gns.
GRUNDIG TK820/ 3D .....	98 gns.
FERROGRAPH 2A/ N .....	76 gns.
VORTEXION 2A ...	80 gns.
VORTEXION 2B ...	£99

The following Recording Tapes are available from stock.  
1,750ft. 1,200ft. 600ft.

FERROGRAPH £3/3-	
FERROGRAPH	45/- 26/9
GRUNDIG BASF	40/- 25/-
SCOTCH BOY	35/- 21/-
EMI 77	48/- —
EMI 88	35/- 21/-
AGFA	37/6 22/6
GEVAERT	35/- 21/-
PURETONE	20/- —
FERROVOICE	32/6 —
SOUNDMIRROR	30/- —

Long Playing Tapes now in stock.

### RECORD REPRODUCING EQUIPMENT

<b>COLLARO TRANSCRIPTION</b>	
Model 2010 PX.....	£19 9 0
RC54 .....	£13 17 0
554 Unit .....	£9 7 0

### GARRARD UNITS

RC80M AC .....	£18 7 8
RC80M AC/DC .....	£26 3 5
301 Transcrip .....	£26 8 3
Type TA/AC .....	£11 6 7
Type TA/B with Decca heads .....	£14 18 6

### CONNOISSEUR

Variable 3 speed .....	£28 11 0
------------------------	----------

### SPEAKERS

<b>PLESSEY</b>	
12in. 15 ohm .....	£1 16 0

### W.B. STENTORIAN

HF.610 .....	£2 13 6
HF.812 .....	£4 3 6
HF.912 .....	£4 8 6
HF.1012 tapped coil, 3.7.5 or 15 ohms .....	£4 19 9

### GOODMANS

Axiom 150 Mk. II ...	£10 15 9
Axiom 102.....	£10 7 9
Axiom 101.....	£6 18 6
Axiom 22 .....	£15 9 0

### WHARFEDALE

W15 CS .....	£17 10 0
Super 12CS/AL .....	£17 10 0
W12CS .....	£10 5 0
Golden 10 CSB .....	£8 14 11
Super 8CS/AL .....	£7 6 11
Super 3 .....	£7 0 11
Bronze 10in. ....	£4 17 3
Bronze 8in. ....	£3 10 0
W.B. Crossover Unit .....	£1 10 0
W.B. Tweeter Unit.....	£4 4 0
Kelly Ribbon Tweeter	£12 12 0

### TEST EQUIPMENT

<b>AVO</b>	
Model 8 .....	£23 10 0
Model 7 (latest) .....	£19 10 0
H.J. 780 Multiplier .....	£10 10 0
Electronic Meter .....	£40 0 0
Wide Band Sig./Gen.....	£30 0 0
Valve Characteristic Meter Mk. III .....	£75 0 0
D.C. Minor .....	£5 5 0
10kV Multiplier for Model 8 .....	£3 5 0
Carrying Cases for Models 7, 8 and 40	£3 0 0

### ADVANCE

H.I. (Sig./Gen.) .....	£28 0 0
E.2 (Sig./Gen.) .....	£32 10 0
P.1 .....	£22 5 0

### COSSOR

Oscilloscope 1035 .....	£120 0 0
Oscilloscope 1052 .....	£104 0 0
Volt: Calibrator 1433	£18 5 0

### TAYLOR

All new Taylor Test Gear in stock.

### PICKUPS AND PLAYERS

ACOS, DECCA, COLLARO, CONNOISSEUR, LEAK, FER- RANTI, B.J., GARRARD, PHILIPS.	
---	--

### MICROPHONES

<b>ACOS</b>	
Mic 22 (Crystal) .....	£4 4 0
Mic inserts for above .....	£1 0 0
Mic 33-1 .....	£2 10 0
Mic 35-1 (Crystal) ...	£1 5 0

### LUSTRAPHONE

M/C High Imp. ....	£5 15 6
LFV59 Dynamic .....	£8 18 6

### RESLO

URA Ribbon .....	£7 5 0
RVA Ribbon .....	£9 0 0
VMC (low Imp.) .....	£6 0 0

### FILM INDUSTRIES

Ribbon .....	£8 15 0
--------------	---------

### MICROPHONE STANDS

Floor, 3 extensions...	£3 12 6
Table Stand .....	£1 5 0

### LEAK AMPLIFIERS

TL.10 complete .....	£28 7 6
Point 1, TL.12 .....	£28 7 0
Point 2, TL.25 .....	£34 7 0

### QUAD, Mk. II .....

£42 0 0
---------

### MULLARD .....

£18 18 0
----------

### E.A.R. 4 watt .....

£9 9 0
--------

### TRIX 4 watt .....

£16 10 0
----------

**ALL GARRARD, CONNOISSEUR, DECCA and COLLARO HEADS, SAPPHERE and DIAMOND STYLI 'or the above HEADS NOW AVAILABLE.**

# CITY SALE & EXCHANGE LTD

The High Fidelity Specialists

### SPEAKERS

Lowther T.P.I. corner reproducer ...	£96 0 0
Pye Cantata Loudspeaker system ...	35 Gns.
Pye Concerto corner loudspeaker ...	65 Gns.
Tannoy 15in. corner speaker model York.....	66 Gns.
Tannoy 12in. Lansdowne speaker ...	£68 15 0

### AMPLIFIERS

R.C.A. amplifier and pre-amplifier...	£48 0 0
Dynad II amplifier and pre-amplifier...	£42 0 0
Quadron with control unit .....	£37 17 6
Armstrong A.10 with control unit...	£29 0 0
R.D. Senior and with senior control unit .....	£43 10 0
Leak T.L.10 with point I pre-amp. ....	27 Gns.
R.D. Jnr. with control unit .....	£26 0 0
R.D. Minor, Mark II .....	£14 0 0

### RECORD PLAYERS

Collaro transcription motor .....	£14 18 0
Ditto with studio P pickup .....	£19 3 0
Ditto or with transcription pickup...	£19 10 0

Garrard R.C. 80M Changer .....	£18 6 8
Garrard 301 transcription motor ...	£26 8 3
Garrard R.C.110 changer with turnover pickup .....	£14 13 4
Connoisseur variable speed trans- cription motor .....	£29 0 0

### TAPE RECORDERS

Simon S.P.2 wch 10-watt push-pull output .....	75 Gns.
Grundig T.K.12 2-speed .....	70 Gns.
Grundig T.K.830 3d model .....	98 Gns.

### SECOND-HAND BARGAINS

Large corner loudspeaker assembly 15in. Tannoy base unit with Wharfedale W10 CSB.....	£47 10 0
Decca corner horn in absolutely mint condition .....	£19 19 0
Wharfedale 10in. reflex cabinet cross- over and W.B. type speaker .....	£12 10 0
Wharfedale 10in. speaker.....	£3 0 0
W.B. H.F. 10/12 unit .....	£3 0 0
Goodmans Audiom 70, as new .....	£11 11 0
Hartley-Turner 215 .....	£7 5 0
Lowther T.P.I. corner horn with PM2 drive unit .....	£35 0 0
Barker duode, perfect order .....	£7 10 0
Garrard R.C.80 changer with 2 Decca or Acos heads .....	£15 0 0

Collaro 3-speed auto change gram unit .....	£10 0 0
E.M.I. 78 auto gram unit .....	£4 0 0
Plus-o-Gram model B 3-speed record player, perfect condition .....	£8 10 0
Record Reproducer Plessey auto changer .....	£9 0 0
Decalican 2-speed record repro- ducer .....	£14 0 0
Plus-o-Gram, 3-speed .....	£8 0 0
Rexine case .....	£1 10 0
Ferguson portable radiogram, in good order .....	£17 10 0
Charles push-pull amplifier control unit .....	£9 0 0
Lowther master control unit .....	£15 0 0
G.E.C. 14in. Console T/V with radio	£30 0 0
Pye 9in. T/V .....	£10 0 0
Pam 25-watt, suitable for P.A. ....	£7 0 0
Decca P.A.6 amplifier, ideal for dances .....	£12 0 0

### PART EXCHANGE

is our speciality, write, phone or call for estimated allowance.

Simple Easy Payments arranged on good; over £10. Free van delivery within 20 miles of our shop.

93-94 FLEET STREET, LONDON, E.C.4

Phone: FLEet St. 9391/2



# Henry's

RADIO COMPONENTS  
& TELEPHONE EQUIPMENT  
(RADIO LTD.)

5 Harrow Road, Paddington, W.2

PADDINGTON 1008/9 and 0401

OPEN MONDAY to SAT. 9-6. THURS. 1 o'clock

SEND STAMPS FOR NEW 1956 28 - PAGE CATALOGUE

## CAMBRIDGE UNIPIVOT GALVONOMETER



These are moving coil, permanent magnet 4in. diam. Unipivot instruments with knife edge pointer and 3in. mirror scale. Extremely sensitive movement 50-0.50 microamps. approx. with amazingly low internal resistance of approx. 50 ohms, the actual value being marked on each meter individually. Special safety device to protect movement. These are all in leather carrying cases and packed in original carton. Listed £14/10/-

**BRAND NEW 7/9/6**

### SURPLUS VALVES IN STOCK.

#### ALL VALVES NEW AND GUARANTEED

1D8GT	10/-	6J7M	8/6	128C7	10/-	EB91	9/-
1G6	6/6	6K70	6/6	1235QT	7/6	EF50 (Red Svl)	10/-
1R5	7/6	6K7GT	6/6	128J7	8/6		
1R4	7/6	6K7M	7/6	128K7	8/6	EF54	6/-
1R5	7/6	6K6GT	8/6	128S7	7/6	EL32	7/6
1T4	7/6	6C8G	6/4	14A7	8/6	EL33	10/-
1A7GT	12/6	6B6GT	4/-	25A6G	8/6	HL23/DD	6/6
1A5GT	10/-	6H8M	5/-	35Z5	8/6	GU50	12/6
1E5GT	10/-	6K8G	9/-	35Z4GT	8/6	KTW81	7/6
1N5GT	10/-	6K8GT	9/-	35Z6GT	8/6	KTW92	7/6
1Q5GT	10/-	6L6G	10/-	35L6GT	8/6	KTW93	7/6
1C5GT	10/-	16Z2 (6L6)	11/6	50L6GT	8/6	KT33C	10/-
1L4	7/6	6L7M	8/6	90B5	10/-	KT68	12/6
1LN5	7/6	6N7GT	8/6	50C5	10/-	KT2	5/-
1LD5	7/6	6Q7GT	8/6	48	8/6	PEN95	6/6
2X3	5/-	6R7M	8/3	94L4GT	10/-	PEN46	7/6
3V4	7/6	6R7G	8/6	75	8/6	QP25	6/6
384	7/6	6SCTM	10/-	80	8/6	QP21	8/-
3Q4	7/6	6887M	7/6	907E	7/6	QP230	8/-
3Q5GT	10/-	6897M	6/6	807UBA	10/-	SP61	4/-
3U4G	8/6	6X3GT	8/6	803	35/-	SP41	4/-
3Y3GT	8/6	68E7	8/6	905	10/-	TP22	5/-
5Z3	8/6	68A7	8/6	813	105/-	TR233	10/-
5Z4G	8/6	68Q7	8/6	866A	12/6	U17	5/-
5A70	8/6	68N7GT	9/-	872A	25/-	U19	10/-
6A8	10/-	68L7GT	9/-	90M1/2/3	6/-	U22	8/6
6U4G	6/6	68J7	8/6	906	6/-	U32	8/6
6D6	6/6	68K7	7/6	9006	6/6	VP23	6/6
6A8G	8/6	7C5	8/6	95A/5	5/-	VP41	7/6
6AC7	8/6	7A7	8/6	956/7	6/-	VU111	4/-
6AG7	10/-	7C7	8/6	1229A	4/6	VU133	4/-
6B8	7/6	7B7	8/6	12P1	4/-	VU120A	4/-
6C4	8/6	7B7	8/6	CV96	6/6	VT501	7/6
6C5M	7/6	787	10/-	CK510AX	5/-	VR105/30	8/6
6J5GT	5/-	8D3	4/-	D42	2/-	VR150/30	8/6
6J5M	7/6	8D3	4/-	D63	2/-	STV/250/40	5/-
6AM6	9/6	8A5	7/6	FA50	2/-	3133	7/6
6A05	7/6	12A6	7/6	EB34	5/6	V870 (7475)	7/6
6BA6	8/6	12C8GT	7/6	EBC33	6/6	XH (2V)	4/-
6P6G	7/6	12H6	7/6	EP36	6/6	XP 1.4V1	4/-
6BE6	10/-	12K7GT	8/6	EP39	6/6	Y63	3/6
6V80	7/6	12A17GT	8/6	ECH35	12/6	T140	35/-
6V8GT	7/6	12K9GT	8/6	EP13C	4/-	OZ	£/6
6V8M	10/-	12Q7GT	8/6	EP91	9/-	O24	7/-
6J6	9/-	12S7GT	8/6	EP50 (EX-Units)	5/-	OZ44	7/-
6AK5	9/-	12S07GT	8/6				
6U5G	7/6	128GT	7/6				
6J7G	6/6	128RGT	7/6				

#### OBsolete TYPES (Available from stock)

LP2	1/6	TP22	8/-	U11	8/6	354V	5/-
210LF	3/6	TD22A	8/6	428PT	6/-	ML1	7/6
P2	4/-	FV4/500	10/-	PENDD4020	10/-	MU11	8/6
VP2	8/6	FC138/C	10/-			WH1	5/-
8P2	8/6	FC13C	10/-				
VP2B	8/6	MS/PEN	7/6				

#### LATEST TYPES NOW IN STOCK

EBC41	10/-	DK40	10/-	PCP80	15/-	35W4	8/6
EY51	12/-	EP80	10/-	PC84	12/6	EBF90	11/6
EP41	11/-	EABC80	10/-	PC82	12/6	EP85	10/6
EL41	11/-	ECC85	10/-	12A7U	9/-	EP89	10/6
EZ40	10/-	ECL90	12/6	12A7G	8/-	ECF82	15/-
EA54	10/-	EL61	12/6	12A7T	7/-	PABCS0	15/-
UL41	11/-	PL82	12/6	12A7S	9/-	6AUG	9/6
UY41	11/-	PY81	10/-	12BA6	9/-	11Z23	8/6
UF41	11/-	EM80	10/-	12BE6	10/-	12AX7	10/-
UCH43	12/6	6X4	8/-	12A8B	12/6		
UBC41	10/-	PY82	10/-	12A8B	10/-		

## "R.F. 26" F.M. CONVERTOR UNIT—88/100 Mc/s.

We can now offer this self contained Unit comprising 6 Valves—2 6BA6, EB91, VR137, EF54, EF54. Two I.F. stages and separate local oscillator also Multhead graduated vernier drive assuring easy tuning.


### COMPONENTS OFFERED TO COMPLETE F.M. UNIT

- New EP26 Unit with 3 valves VR137, EF54, EF54 £1/12/-
- Complete set of all components for conversion including 2 6BA6 and EB91 tuning condenser, I.F.T.'s Osc. and colla. Resistors and fixed condensers plus wire and tag strips, £4/10/6.
- Instruction Book with technical circuit and complete lay-out diagrams, 1/6.
- Voltage required 250 v. 50 m.A. 6.32 amps.
- Special offer of all above items and RP26, including circuit, £6/5/-, postage 3/-.

### ALL ITEMS SOLD SEPARATELY.

• Charge for alignment when completed ..... 7 6  
• Assembled, aligned and ready for use ..... £8 10 0

Call for demonstration.



## SPECIAL REDUCTION FOR SETS OF VALVES

1A7GT, 1N5GT, 1H5GT, 1A5GT (or 1Q5GT or 3Q5GT).....	40/-
10 EF50 (Ex-brand new units), 5/- ea. 45-6K3G, 6K7G, 6Q7G, 3Z4G, 6V8G, 1R5, 1R5, 1T4, 1R4 or (284 or 3V4).....	27/6
TP25, HL23/DD, VP23, PEN25 (or QP25).....	25/-
6K8G, 6K7G, 6Q7G, 25A6G, 25Z5.....	37/6
12K8GT, 12K7GT, 12Q7GT, 33Z4GT, 35L6GT (or 50L6GT).....	37/6
128GT, 128KGT, 128Q7GT, 35Z4GT, 35L6GT or 50L6GT.....	37/6
DK96, DF96, DAF96, DL96, 10/- ea.	27/6

## MINIATURE I.F. STRIP TYPE "373" 9.72 MEG.

Brand new miniature I.F. Strip size 10 1/2 in. x 2 1/2 in. x 3 in. high. Valve line-up: 2-EF92: 3-EF91 and EB91  
Price (less valves) 15/-

## TRANSMITTER/RECEIVER "43" WALKIE TALKIE SETS.

Special offer of above set, complete with 5 valves, 4-ARP12 and ATP4, with circuit. Range 7.4 to 9 Mc/s. These sets are not guaranteed but are serviceable.

**25/-**

Injunction box 9/6 extra

## 62A INDICATOR UNIT

Containing VCR97 with Mu-Metal Screen 21 valves: 12-EF50, 4-SP61, 3-EA50, 2-EB34. Plus Pots, Switches, H.V. Cond., Resistors, Multhead 8/M Dial, Double Deck Chassis and Crystal. BRAND NEW ORIGINAL CASES, 67/6. Carr. 7/6.

## INDICATOR UNIT TYPE 182A

Unit contains VCR517 Cathode Ray 6in. tube, complete with Mu-Metal screen, 5 EF50, 4 SP61, and 1 5U4G valves, 9 wire-wound volume controls and quantity of resistors and condensers. Offered BRAND NEW (less relay) at 67/6. Plus 7/6 carr. "Bldn-Constructor" scene circuit included

## PYE 45 Mc/s. STRIP TYPE 3583 UNITS

Size 15in. x 8in. x 2in. Complete with 45 Mc/s. Pye Strip, 12 valves, 10 EF50, EB34 and EA50, volume controls, and hosts of Resistors and Condensers. New condition. Modification data supplied.  
Price 69/6. Carriage paid.

## U.S.A. INDICATOR UNIT Type BC929A

In black enamel cabinet 14 1/2 in. x 9 in. x 9 in. Complete with 3BP1 C/R Tube, Shield and Holder, 5-68N7GT, 2 6HG7, 1 6X3GT, 1 2X2, 1 606 Vi controls, condensers, etc. Ideal for 'scope.  
Brand new. 65/-. Carriage Paid.

## CATHODE RAY TUBES

VCR139A 2 1/2 in. C/R Tube. Brand new in original cartons (car. free).....	£1 15 0
VCR97. Guaranteed full T/V picture (car. 2/-).....	£2 0 0
VCR517G. Guaranteed full T/V picture.....	£1 15 0
MU-METAL SCREENS for VCR97 or 517. P.P. 1/6.....	10 0
6in. ENLARGER for VCR97 or 517. P.P. 1/6.....	17 0
VCR97. Slight cut-off. Carr. 2/-.....	15 0
3BP1 Brand new.....	£1 10 0

MUIRHEAD Slow motion drive 48.1 diameter 32, 10/-

MUIRHEAD Precision slow motion dial and drive with cursor type D132A. 12/6.

## B.S.R. RECORD CHANGERS

Very latest type "Monarch" in hammered gold finish. 3-speed with BGP37 crystal turnover pick-up. Plays mixed records. Brand new and guaranteed. Listed at £16/10 27/19/6.

## MONITOR UNIT 28

Containing 50 microamp 1/2" moving coil meter, in metal case £2/6 brand new.

## STROBE UNITS

Brand new in sealed cartons, these contain 6 EF50's, 5 EA50's, 1 SP61, a host of condensers, resistors, transformers, chokes, relays, switches, 7 pots and 5 smoothing condensers. Size 18 x 8 1/2 x 7 1/2 in. Only 59/7 carriage free

## QUARTZ CRYSTALS

TYPE FT243. Fundamental frequencies, 2-pin, 1/2 in. spacing. 200 types in the following frequencies: 3,675 Kc/s to 8,650 Kc/s in steps of 25 Kc/s, 5,706 Kc/s to 8,340 in steps of 33,333 Kc/s.

ALL BRAND NEW 10/- each. Special price for complete sets of 80 or 120.

Above are ideal for recording.

## TYPE FT241A 54th Harmonic. 2-pin 1/2 in. Spacing.

	Mc/s	Mc/s	21.5	26.0
	21.1	23.2	22.0	26.1
	31.2	23.4	22.8	26.4
	21.4	24.4	22.9	27.0

BRAND NEW AND GUARANTEED. 7/6 each.

FT241A 200 Kc/s. 10/-

FT241A, 465 Kc/s. 10/-

## THE "TELETRON" BAND III CONVERTER I

This converter which is built around two valves type EF80 (Z719) is for use with T.R.F. or Superhet Band I Television receivers. Complete set of Teletron coils only with practical and theoretical wiring diagram 15/- post free. Chassis measuring 7 1/2 in. x 1 1/2 in., ready drilled to specification. 3/9 pins 94, packing and post. Alternatively construction details only with separate individually priced parts list, 6d. post paid. The complete kit as specified, including all the above valves, etc., down to the last nut and bolt, can be supplied at 48/6 only, plus 2/- packing and post. Built up and tested 49/4 Power Pack Kit 22/6 extra.

## CRYSTAL MICROPHONE INSERTS



5/- POST FREE

Ideal for tape recording and amplifiers. No matching transformer required.

# THE CENTRE FOR QUALITY EQUIPMENT

TAPE-RECORDING EQUIPMENT ★ AMPLIFIERS ★ LOUDSPEAKERS ★ PICK-UPS ★ MOTORS ★ TUNERS

## SUNDRIES

0-30 M.A. Meter ... 7/6

40 H. 50 mA. Woden Chokes ..... 12/6

2K Colvern 15-watt Precision Potentiometers 8/6

E.M.I. 100-1 Microphone Transformer, heavy screen 7/6

PEN46. New and boxed 8/6

866A. New and boxed 10/-

HVR2A. New and boxed 8/6

● ELLISON MAINS TRANSFORMERS

● TELETRON COILS

- H.P. Facilities available on orders for £10 or more.
- Promptest possible delivery to any part of the world.
- Expert advice without bias or obligation.
- Guaranteed satisfaction and a fair deal at all times.

Shop Hours—Mon-Sat. 9 a.m. to 6 p.m. Thurs-Fri 1 p.m.

## STEEL METER CASES WITH ALUMINIUM PANEL SLOPING FRONT

4in. x 4in. x 4in.	8/6
5in. x 4in. x 4in.	13/6
6in. x 6in. x 12in.	22/6

## SMALL STEEL TEST METER CASES WITH ALUMINIUM PANEL

4in. x 4in. x 2 1/2in.	6/-
6in. x 4in. x 3in.	8/-
8in. x 6in. x 3in.	10/-
10in. x 6in. x 2 1/2in.	12/-

## STANDARD STEEL CASES WITH ALUMINIUM PANEL

10in. x 7in. x 7in.	22/8	16in. x 9in. x 8in.	45/-
12in. x 7in. x 7in.	25/-	16in. x 11in. x 8in.	51/8
14in. x 7in. x 7in.	32/6	19in. x 11in. x 10in.	58/-
14in. x 9in. x 8in.	31/6		

## 18 S.W.G. ALUMINIUM CHASSIS

8in. x 6in. x 2 1/2in.	7/8	14in. x 8in. x 2 1/2in.	9/8
10in. x 8in. x 2 1/2in.	8/8	14in. x 8in. x 2 1/2in.	10/8
12in. x 8in. x 2 1/2in.	8/6	14in. x 10in. x 2 1/2in.	11/-
12in. x 8in. x 2 1/2in.	9/8	17in. x 10in. x 2 1/2in.	12/6

## 18 S.W.G. STEEL CHASSIS

14in. x 8in. x 2 1/2in.	9/8	17in. x 10in. x 2 1/2in.	11/3
14in. x 10in. x 2 1/2in.	10/3	17in. x 10in. x 3in.	12/6

## FULLY DRILLED CHASSIS FOR WILLIAMSON AMPLIFIER

27/6

## G.E.C. OSRAM 912 AMPLIFIER DRILLED CHASSIS

21/-

## G.E.C. OSRAM 012 FRONT PANEL

14/6

"PANT" CRACKLE PAINT. BLACK, per tin. 3/-

## FOR HIGH-FIDELITY ENTHUSIASTS

### ● AMPLIFIERS

Tele-Radio Williamson, kit	£25 0 0
Tele-Radio Williamson, assembled, tested	£29 15 0
Tele-Radio P.A.I. Pre-amp., kit	£8 16 6
Tele-Radio P.A.I. Pre-amp., assembled	£8 18 6
Osram 912 Plug, kit 1, with	
Pre-Amp. Compensating Unit	£23 19 0
Kit 2, with Passive Comp. Unit	£21 14 0
Mullard 5-10 Kit, with valves	£15 0 0
Also Leak, Quad, Unitelox.	

### ● LOUDSPEAKERS

G.E.C. Metal Cone Speaker	£9 5 0
Octagonal Cabinet for same	£13 13 0

### WHARFEDALE

Super 8CS/JAL	£7 9 1	W.12	£9 15 0
Super 8CS	£7 2 0	W.12CR	£10 5 0
Super 8CS/JAL	£7 9 1	Super 12CS/JAL	£17 10 0
Golden 10	£8 3 1	W.15	£17 0 0
Golden C.S.B.	£8 17 6	W.15CS	£17 10 0

GOODMANS, W.B., etc., etc.

### ● Pick-Ups, Motors, Autochangers

COLLARO Transcription Studio PX	£5 7 5
DECCA XMS with 78 and L.P. heads	£8 15 7
CONNOISSEUR Pick-Up, with one head (diamond)	£13 1 2
LEAK Pick-Up with diamond stylus	£12 1 5
COLLARO Transcription with Studio "PX" Pick-Up	£18 10 0
COLLARO R.C. 54 changer with Studio Pick-Up	£18 17 0
GARRARD Transcription 301	£26 8 3
GARRARD R.C. 90 changer de luxe	£23 10 11
GARRARD R.C. 110 changer with Pick-Up	£14 13 2
CONNOISSEUR Variable Speed Transcription	£28 11 0
WOOLLETT Transcription	£21 0 0

Carriage and packing charged at cost. C.W.O or C.O.D.

## TELE-RADIO (1943) LTD.

189, EDGWARE ROAD, LONDON, W.2

Telephone: PADDington 4455

## G2AK

*This Month's Bargains*

## G2AK

### CRYSTAL HAND MICROPHONES

In silver hammer case (as illustrated) with polished grille, handle and four feet of screened lead.

ONLY 21/- Inland post paid

### MINIATURE ROTARY TRANSFORMERS.

12 v. input, output 360/310 v. 30 mA., c.e.s. or 70 mA i.c.a.s. Only 4 1/2 x 2 1/2in. overall. Only 17/6 each, or 30/- for 2. Post and packing 1/6.

**THIS MONTH'S SPECIAL.** Power Units in black metal case. With input and output sockets. For 200/260 v. 50 c. input. Output 200/250 v. 60/80 mA. Fully smoothed and fused. Also gives 31 v. 3 a. D.C. and 6.3 v. 3 a. A.C., fitted with 6X5 rectifier. 50/- ea., carr. paid.

**STREAMLINED BUG KEYS** by famous maker. Brand new in original cartons. List over £4. Our price only 45/-.

**DUAL OUTPUT POWER UNITS** by Hallicrafter. Input 12 v. D.C., output (vibrator) 250 v. 70 mA., dynamotor 350 v. 165 mA. All fully smoothed and filtered, fully relay controlled. In original grey finished steel case. New, in original cartons. ONLY £4/17/6, carr. paid England.

Carriage paid on all orders over £1 except where stated. Please include small amount for orders under £1.

Please print your name and address. All Mail Orders to:—

## CHAS. H. YOUNG, G2AK

Dept. 'W' 102 HOLLOWAY HEAD, BIRMINGHAM I

'Phone: MIDLAND 3254


All callers to 110 DALE END, BIRMINGHAM 4

'Phone: CENTRAL 1635



A New  
**AMBASSADOR**  
VISCOUNT  
Radiogramophone

Ambassador  
Viscount Radio-  
gramophones are  
in world-wide  
demand. Powerful  
long-range nine-valve  
receiver with push-pull  
output. Eight wave-  
bands, six with  
electrical  
bandspreading.  
3-speed auto  
changer. Twin  
speakers. A.C.  
mains only.



Write for full information:

**AMBASSADOR RADIO & TELEVISION LTD.**  
PRINCESS WORKS, BRIGHOUSE, YORKSHIRE, ENGLAND



# GOOD STOCKS — GOOD SERVICE — GOOD VALUE

(Radio and Electrical Bargains)



### WAVEMETER Type W1310

Continuous coverage of 155-230 Mc/s. Complete with valves, chart and test prods. Input 230 v. 50 cycles. In original crates.

As NEW £3.19.6 Crg. 8/6.  
Loose stored 45/- Crg. 6/6.

### RT 40/APNIX U.S.A. ALTIMETER

with 14 valves. 3-12SJ7, 4-12SH7, 2-12H6, 1-VR150, 2-VT121, 2-9004. Plus magnetic sounder, relays, precision resistors etc., etc., with 12 volt dynamotor 59/6, less dynamotor 39/6. In original cartons. Loose stored 29/6.



### GERMANIUM DIODES.


B.T.H. 2/- G.E.C. 1/6.

### MATCHING TRANSFORMER

For low resistance headphones, 1/9.

### TRANSMITTER-RECEIVER RT-34/APS-13, 17 valves,

including 5-6J6 1-VR105, 9-6AG5, 2-D1. Brand new American equipment in original cartons with instruction manual complete with dynamotor, 79/6.



### TIME DELAY SWITCH

24 volt relay operated, approximately 30 seconds delay, press button set; beautifully made, 5/11, post free.

### U.S.A. MULTIMETER

AC/DC 2.5V, 10V, 50V, 250V, 1,000V, 5,000V. 1 mA, 10mA, 100mA, 1 Amp. 3-Ohm ranges. Decibels. Complete with Instructions and special test prods in wooden carrying case; £5.19.6. Post 2/6.

### CONTACTOR TIME SWITCHES

In soundproof cases. Clockwork movement. 2 impulses per second. 8/6.

### U.S.A. INDICATOR UNIT Type BC929A

Complete with C/R tube 3 BPI, shield and holder. 7 valves. (2) 6H6GT. (1) 6X5GT. (1) 2X2. (1) 6G6. (2) 6SN7GT. IN ORIGINAL CARTONS.

Price £2.19.6

Loose stored 47/6.



### POCKET VOLTMETER M.C.

2 ranges. 0-250 v. and 0-15 v. D.C. press button. At 12/6 each.



### MIDGET NEONS

75 v. striking. Complete with resistance and mounting bracket.



### PLUG AND SOCKET

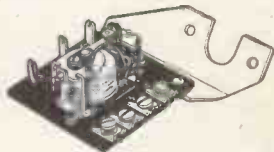
American Miniature 6-way plug and socket, black crackle finish, 3/9.

### HAND GENERATORS

(American) Generates 28 V. 175 AMPS. and 300 V. .040 AMPS., 12/6.

### RELAYS

(American manufacture) 1 break 1 change-over 1,000 ohm coil. Complete with mounting bracket, 4/6.




### BENDIX RADIO COMPASS.

5 x 6K7, 2 x 6N7. 2 x 6J5, 1 x 6B8. 1 x 6L7. 1 x 6F6. Frequency 3.4 — 7Mc/s 325 — 695 kc/s, 150 — 325 kc/s. 28V Dynamotor. Loose stored; good condition. £5.10.0. Carriage 8/6.



### MOVING COIL MICROPHONE

By famous maker, brand new in original cartons. A high-grade microphone combining excellent close speaking performance with low background pick-up. Attractively styled and finished in black and chromium. List £7/7/-. Our price £3/19/6.



### DINGHY AERIALS

100 yards woven copper wire on free running reels. Complete with winding handle and locking mechanism, 5/-.



### KELVIN RATIO METER

Mirror backed. Type MN. HG-ABS KB 630/01 8in. scale. Approximately 6 microamperes £5/19/6.

### TRANSFORMERS

E.M.I. Pick-up matching transformers (potted) for low resistance pick-ups. Large: 3in. dia. x 2½in. deep, 4/6. Small: 2in. dia. x 2½in. deep, 3/9. American B.C. 28 volt bulb and holder, 1/3.



### U.S.A. DYNAMOTOR ROTARY TRANSFORMER.

D.C. Input 12 volts. D.C. Output 285 volts .075 amps. Unused 30/-.

**WANTED:** Communication Receivers, Television Receivers, Tape Recorders, Test Equipment, Valves, etc.

Open daily 10.30 a.m. to 4.30 p.m. Thursdays 1 p.m. Carriage extra on all items unless quoted.

BARGAINS FOR CALLERS—Receivers, amplifiers, power packs, meters, etc.

# The RADIO EXCHANGE Co.

9 NEWPORT PLACE

LEICESTER SQUARE

LONDON, W.C.2

Tel. GER 2613



# — UNIVERSAL ELECTRONICS —

Whether new or used, all equipment is guaranteed to be in perfect condition

## BRITISH TEST EQUIPMENT


AVO model 7, as new, £15. Avo roller panel valve tester, £12. Avo model 40, £12. Avo Electronic test meters, £25. Taylor TV Wobbulator type 260A, £27. Cossor Double Beam Oscilloscopes: type 1043, £145; type 339, reconditioned, £35. Browning Laboratories Oscilloscope 110 v. A.C., designed by M.I.T., £16, 2in. tube. Marconi Signal Generators: Types TF144G, TF390G, TF517, etc. Evershed Bridge Meggers 500 v. WEE Meggers 500 v.-250, from £10. G.E.C. BW. 232 Signal Generator, 500-1,000 Mc/s., 230 v. A.C. output, 65db on 1 watt, 70 ohms impedance.

## RECEIVERS FOR AMATEURS

Hallcrafters SX71, as new, £95, also SX28, £55, SX24, £35. S20R, £28; S20, £25; S38, A.C./D.C. 110-250 v., £24. National NC 173, as new, £100, complete with matching speaker and manual. NC57, £40. National HRO Senior and Junior models, from £28, complete with coils and power supplies. Hammarlund Super Pro 1.2-20 Mc/s., £35. Hammarlund HQ129 in perfect condition, £80. RCA AR88D and LF models in good condition, from £55. Eddystone Receivers: type 640, £22/10/-; 740, £32; 750, £50. Marconi CR 100 receivers, reconditioned, as new, £30.

## VHF-UHF RECEIVERS-KLYSTRONS-MAGNETROYS

Receivers: Type AN/APR4 complete with tuning units TN16, TN17, TN18, 30 Mc/s.-1,000 Mc/s. AN/APR5, 1,000 Mc/s.-6,000 Mc/s. Hallcrafters S27, range 28 Mc/s.-145 Mc/s. S27CA, 145 Mc/s.-230 Mc/s. Receiver P.58, 280-600 Mc/s. Klystrons: 723/AB, 707A, 707B, 2K28, 2K33 (1.5), CV129. Magnetrons: type 725A, 2J32, 2K33, 2K25, 2J36, 2J54, etc. TR Cells 1B24. Waveguide Components, Crystals, etc.



**TS-13/AP  
PORTABLE  
SIGNAL  
GENERATOR**

**FREQUENCY RANGE.** For general use 9375 ± 70 mc/sec. Freq. sensitivity of power monitor ± 1 db in range 9375 ± 70 mc/sec. Freq. sensitivity of calibrated attenuator ± 2 db from -13 dbm to -65 dbm in above frequency range.

**FREQUENCY STABILITY.** Sawtooth Operation. Frequency modulation of approximately 0.1 mc/v. Thermal Drift. Set stabilizes

*Cut this out for reference.*

## U.S.A. MICROWAVE TEST GEAR

No technical manuals for sale. Please write for prices. 3CM. TS3 S band power frequency meter TS10. APNI Test set. TS13. AP.X band signal generator. TS14. S band signal generator. TS14. Radar Syncroscope. TS36. X band power meter. TS62. X band echo box. TS69. 300-100 Mc/s. frequency meter. TS127, 300-700 Mc/s. frequency meter. TS226, 300-1,000 Mc/s power meter. BC221. Frequency meter (Bendix). BC1277. S band signal generator. TS45/AP. 3 cm. signal generator. 1-222A. 8-15 Mc/s. 150-230 M./s. signal generator. IE-19 signal generator. TS89. Pulse voltage divider. TS47. 40-500 Mc/s. signal generator. TS174. (V.H.F. version of BC221) 20-250 Mc/s. TS175. 80-1,000 Mz/s. GENERAL RADIO 804B. 20-300 Mc/s. signal generator, £70. All laboratory equipment may be inspected by appointment. Ferris Radio Noise and Field Strength Meter type 32-A. Boonton Standard Signal Generators, 100 kc/s-20 Mc/s, £75.

## ★ U.S.A. FREQUENCY METERS Type BC221

125 kc/s-20 Mc/s. Complete with calibration charts. Available from stock. CONDITION PERFECT.

## MANUALS

For RECEIVERS AR88D-LF, AR77E, R107, Marconi CR100, S20R, SX24, SX28, B2, TX/RX, HROs, etc., photostatic copies, per copy ..... £1 7 6

## AUDIO EQUIPMENT

Leak: TL10, £28 complete; "Point-one" TL12, £28/7/-; "Point-two" TL25, £34/7/-, Quad Mk. II, £42. Rogers £26. Goodsell, Goodmans equipment, etc.

## FOR 3CM OPERATION WITH SELF-CONTAINED WAVEMETER AND POWER MONITOR

after approximately 3 minutes warm-up. Frequency Stability. Wavemeter calibration changes within limits listed below.

Temp. (°F.)	60	Limits (dial div.)	- 3 and + 1
"	75	"	- 2 and + 2
"	90	"	- 1 and + 3

**VARIATION OF ATTENUATOR.** The attenuator is individually calibrated to be accurate to ± 2 db at approximately 75°F.

**PULSE CHARACTERISTICS.** Triggered Operation. Positive trigger required:—Not less than 15 v., 1-20 microseconds. Negative trigger required:—Not less than 50 v., 5-20 microseconds (repetition rate 350-4000 c.p.s.). Pulse width:—Continuously variable from less than 1 to greater than 2 microseconds, measured at half power points. Pulse phasing:—From 6 microsecs. minimum to 200 microseconds. maximum: Self-synchronous Operation. Recurrence rate:—1000 c.p.s. ± 20%. Duty cycle:—Between 20 and 60%.

**PEAK POWER OUTPUT (CW) (pulsed modulated).** At least 50 microwatts for 1/2 of full scale of meter deflection. Peak power within 10% of CW power.

**POWER LEAKAGE.** Insufficient to interfere with normal operation.

**22 & 27 LISLE STREET, LEICESTER SQ., LONDON, W.C.2**

Shop hours, 9.30 a.m. to 6 p.m.

OPEN ALL DAY SATURDAY.

Thursday 9.30 a.m. to 1 p.m.

Write, Call or Telephone  
GERrard 4447 and 8410 (Day)  
MEAdway 3145 (Night)

YOUR EDDYSTONE AGENT



**L. WESTWOOD · 46 GEORGE STREET · OXFORD**

**RADIO COMPONENTS AND ELECTRONIC EQUIPMENT**

TELEPHONE: OXFORD 47-783

# "MUST HAVE" BARGAINS!

**BC.610 MODULATION TRANSFORMERS.** Brand new spares for this famous American Transmitter. In Maker's Original Cases. ONLY £5 each.

**CONSTANT VOLTAGE TRANSFORMERS.** Manufactured by SOLA of CHICAGO, U.S.A. Primary 90-125 v. or 190-250 v. Secondary 115 v. precisely at 2 KVA. Can be adjusted for 50 or 60 cycles operation. Primary and secondary are completely isolated, and for 230 v. output two can be used in series. Fully guaranteed. ONLY £21 each, or £40 per pair.

**RF UNITS TYPE 26.** For use with the R.1355 or any receiver with a 6.3 v. supply. This is the variable tuning unit which uses 2 valves EF54 and 1 of EC52. Covers 65-50 Mc/s. (5-6 metres). Complete with valves, and BRAND NEW IN MAKER'S CARTONS. ONLY 29/6 each.

**"PYE" 45 MC/S I.F. STRIP.** Ready made for London Vision Channel, this 5-stage strip contains 6 valves EF50 and 1 EA50. Supplied with circuit and details of very slight mods. required. BRAND NEW, ONLY 59/6 or less valves 39/6.

**TRANSFORMERS.** Manufactured to our specification and fully guaranteed. Upright mounting, fully shrouded, normal primaries.  
 425 v.-0-425 v. 250 mA., 6.3 v. 4 a., 6.3 v. 4 a., 5 v. 3 a., 65/-  
 350 v.-0-350 v. 160 mA., 6.3 v. 6 a., 6.3 v. 3 a., 5 v. 3 a., 47/6  
 350 v.-0-350 v. 150 mA., 6.3 v. 5 a., 0-4-5 v. 3 a., 37/6  
 250 v.-0-250 v. 100 mA., 6.3 v. 6 a., 5 v. 3 a., 37/6  
 250 v.-0-250 v. 60 mA., 6.3 v. 3 a., 5 v. 2 a., 21/-

**TRANSFORMERS, FILAMENT.**  
 6.3 v. 2 a., 7/6, 6.3 v. 3 a., 10/6.

**TRANSFORMERS, EHT.** Upright mounting.  
 EHT for VCR97 Tube 2,500 v. 5 mA. 2 v.-0-2 v. 1.1 a., 2 v.-0-2 v. 2 a., 42/6  
 EHT 5,500 v. 5 mA., 2 v. 1 a., 79/6  
 EHT 7,000 v. 5 mA., 2 v. 1 a., 89/6  
 EHT 7,000 v. 5 mA., 4 v. 1 a., 89/6

**TRANSFORMER EHT.** Unreplaceable "snip" 250 v. primary, secondary 2,000 v. R.M.S. (approx. 2,800 v. D.C.). Size 2 1/2 x 2 1/2 x 3 in. H + 1/2 in. for tag panel. ONLY 15/-

**TRANSFORMERS, EX-W.D. AND ADMIRALTY.** Built to more than 50 per cent safety factor with normal A.C. mains primaries. Brand new and unused, 330-0-330 v. 100 mA. 4 v. 3 a., 22/6.

**L.T. HEAVY DUTY.** Has 3 separate windings of 5 v.-0.5 at 5 amps., and by using combinations will give various voltages at high current. ONLY 39/6.

**TRI196 TRANSMITTER SECTION,** complete with valves EL32, EF50, CV501, and all components. BRAND NEW. Price ONLY 12/6.

## COMMUNICATIONS RECEIVER R.1155

The famous ex-Bomber Command Receiver known the world over to be supreme in its class. Covers 5 wave ranges: 18.5-7.5 Mc/s., 7.5-3.0 Mc/s., 1,500-600 kc/s., 500-200 kc/s., 200-75 kc/s., and is easily and simply adapted for normal mains use. Full details being supplied.  
**BRAND NEW AND UNUSED IN MAKER'S TRANSIT CASES. ONLY £11/19/6.**  
**BRAND NEW BUT SHOP SOILED, £9/19/6.** Used, excellent condition, £5/19/6.  
**A.C. MAINS POWER PACK OUTPUT STAGE,** in black metal case, enabling the receiver to be operated immediately, by just plugging in, without any modification. Can be supplied as follows: WITH built-in 6 1/2 in. P.M. speaker, £5/5/-, LESS speaker, £4/10/-.  
**DEDUCT 10/- IF PURCHASING RECEIVER AND POWER PACK TOGETHER.**  
 Send S.A.E. for illustrated leaflet, or 1/3 for 14-page booklet which gives technical information, circuits, etc., and is supplied free with each receiver. All models aerial tested before despatch.

## MARCONI SIGNAL GENERATORS TF-390G

Frequency coverage 16-150 mcs. BRAND NEW IN MAKER'S ORIGINAL TRANSIT CASES, and complete with spare valves, instruction manual, etc. For normal A.C. mains operation. A unique opportunity to acquire Laboratory Equipment at a fraction of original cost. ONLY £27/10/-.

## BAND III CRYSTAL CALIBRATORS

Manufactured by Marconi Instruments. Frequency range 170-240 Mc/s. Has directly calibrated dial and incorporates 5 Mc/s. crystal for accuracy of better than .001%. Internal power pack for normal A.C. mains operation. Completely self-contained in grey metal case size 15 1/2 in. x 10 in. x 10 in., and ready to operate, with spare set of valves, and instruction manual. In original maker's transit case. BRAND NEW. ONLY £5/19/6.

## METERS

F.S.D.	SIZE AND TYPE	PRICE
1 m.a. D.C.	3 1/2 in. Flush circular (scaled 600 v.)	52/6
10 m.a. D.C.	2 1/2 in. Flush circular (blank scale)	10/6
150 m.a. D.C.	2 in. Flush square	7/6
500 m.a. thermo	2 in. Proj. circular	5/-
1 amp. thermo.	2 1/2 in. Proj. circular	6/6
3 amp. thermo.	2 in. Flush square	5/-
4 amp. D.C.	2 1/2 in. Flush circular	12/6
20 amp. D.C.	2 in. Proj. circular	7/6
20 amp. A.C.	2 1/2 in. Flush circular	12/6
40 amp. D.C.	2 in. Proj. circular	7/6
30-0-30 amp. D.C.	Car type moving iron	5/-
15 volts A.C.	2 1/2 in. Flush circular moving iron	8/6
20 volts A.C.	3 1/2 in. Flush circular moving iron	25/-
300 volts A.C.	2 1/2 in. Flush circular moving iron	25/-
300 volts D.C.	2 in. Flush square	10/6

## MODEL 40 AVOMETERS

This famous self contained multi range AC/DC tester provides 40 ranges of current, voltage and resistance. A limited number are available which have had some use, but every one has been thoroughly overhauled and is GUARANTEED IN PERFECT ORDER. ONLY £9/19/6.

**RUNNING HOUR METERS.** For checking running time of equipment up to 9,999 hours. Operates from normal 50 cycles mains. BRAND NEW IN MAKER'S CARTONS. ONLY 39/6.

**"ALL DRY" RECEIVER MAINS UNIT.** If your battery portable uses midget 1.4 v. valves of the 1S4-1T4-1R5-354 series, then this will save you pounds in batteries. Delivers LT and HT from normal mains. Manufactured by "AVO" for the Ministry of Supply. Fused on mains side, and ready to work. Size 8 1/2 in. x 5 1/2 in. x 3 1/2 in. BRAND NEW. ONLY 39/6.

**100 MICROAMPS METERS.** 2 1/2 in. circular flush mounting. Widely calibrated scale of 15 divisions marked "yards" which can be rewritten to suit requirements. These movements are almost unobtainable today and being BRAND NEW IN MAKER'S CARTONS are a snip at ONLY 42/6.

**RECEIVER 25/73.** Part of the TRI196, this 6-valve unit makes an ideal basis for a mains operated All-wave Superhet, full modification data being supplied. Complete with valves, 2 each EF36 and EF39, and 1 each EK32 and EBC33. BRAND NEW. ONLY 27/6.

**MODEL MAKERS MOTOR.** Reversible poles. Only 2 in. long and 1 1/2 in. diameter, with 1/2 in. long spindle. Will operate on 4, 6, 12 or 24 v. D.C. ONLY 10/6.

**100-0-100 VOLTS METERS** by Sangamo Weston. 2 1/2 in. circular, basic movement being 500-0-500 microamps. A really first-class centre zero meter for hundreds of uses. BRAND NEW. IN MAKER'S CARTONS. ONLY 27/6.

**POCKET VOLTMETERS.** Not Ex-Govt. Read 0-15 v. and 0-300 v. A.C. or D.C. BRAND NEW AND UNUSED. ONLY 18/6.

**WALKIE TALKIE TYPE 18.** Covers 6.0-9.0 Mc/s. Complete with valves, microphone and headset, and transmitting and receiving units in metal case. In excellent condition. ONLY 79/6.

**AVOMINOR CARRYING CASES.** Size 5 in. x 5 in. x 2 in. with long carrying strap. In high-quality leather with press stud fixing flap. Made for UNIVERSAL Avomitor. BRAND NEW. ONLY 7/6.

**CRYSTALS.** British Standard 2-pin 500 kc/s. 15/-; Miniature 200 kc/s. and 465 kc/s. 10/- each.

**SPEAKERS.** P.M. 6 1/2 in. less trans., 19/6; 8 in., less trans., 16/6; 10 in. with trans., 27/6.

**CHOKES.** 10H 60 mA., 4/-, 5H 200 mA., 7/6, 20H, 120 mA., 10/6.

**MU-METAL SCREEN FOR VCR97 TUBE,** etc., ONLY 8/6.

**CABLE. CLEARANCE OFFER** of 16,012 twin polythene. Weatherproof, and suitable for outdoor use, 39/6 per 100 yard coil. S.A.E. for sample, trade enquiries invited.

Cash with order please, and print name and address clearly

PLEASE ADD POSTAGE OR CARRIAGE COSTS ON ALL ITEMS

# U.E.I. CORPORATION

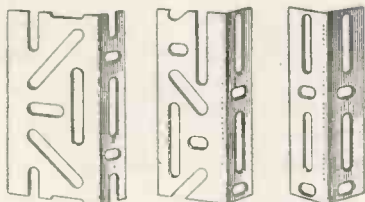
Radio Corner, 138, Gray's Inn Road, London, W.C.1. Phone. TERMINUS 7937

(Open until 1 p.m. Saturdays. We are 2 mins. from High Holborn (Chancery Lane Station) and 5 mins by bus from King's Cross.)

# ABIX ANGLE

## NOW IN A *NEW* RANGE OF 3 SIZES

DELIVERY FROM STOCK



SENIOR 3"x1 1/2"  
UNIVERSAL 2 1/4"x1 1/4"  
JUNIOR 1 1/2"x1 1/2"

USE ABIX ANGLE FOR SHELVING, RACKS, BENCHES AND "ONE HUNDRED AND ONE" OTHER JOBS.

ABIX ANGLE manufactured from 14 G Steel. Phosphated and stove enamelled grey. In packets of 100 ft. with 72 sheradized nuts and bolts. The junior size also contains 20 gusset plates, and 60 nuts and bolts.

**ORDER A TRIAL 100 ft. PACK TODAY!**

Write for illustrated catalogues to :

# ABIX STEEL CLOTHES LOCKERS



ABIX Clothes Lockers are of All-Steel construction, with separate hat and coat compartments. Single units or banks of two, three, four or five. Stove enamelled olive green. With lock and plated handles.

SIZE OF SINGLE UNIT :  
75" high  
12" wide  
15" deep

# ABIX

**(METAL INDUSTRIES) LTD.**  
FACTORY EQUIPMENT SPECIALISTS

TAYBRIDGE HOUSE,  
TAYBRIDGE ROAD,  
BATTERSEA, LONDON, S.W.11.  
Phone : BAttersea 866617  
Grams : ABIX., BATT., LONDON

# ERO-ID

WORLD FAMOUS  
ELECTROLYTIC CONDENSERS

We can supply the complete range of: Subminiature, Minilyt Mico and Panclimatic Condensers.

Your enquiries are invited

Technical specification and catalogues on demand.



(Sole Agents for Great Britain)

**TRIANON ELECTRIC LTD.**  
95, COBOLD ROAD,  
WILLESDEN, LONDON, N.W.10  
TELEPHONE: WILLESDEN 2116

# WALMORE ELECTRONICS LIMITED

PHOENIX HOUSE, 19/23 OXFORD STREET,  
LONDON, W.1.

Telephone : GERrard 0522 Cables : Valvexpor

EXPORTERS OF RADIO, TELEVISION AND INDUSTRIAL TUBES, HAVE PLEASURE IN INTRODUCING THEIR BRAND



AND INVITE ENQUIRIES FROM BUYING AND CONFIRMING HOUSES EXCLUSIVELY FOR EXPORT

We wish to advise our many friends in the trade that we are unable to supply the home market and that all previous lists and quotations must be considered cancelled.



# Best Buy at Britain's

**AUDIO B.F. OSCILLATORS.** Ex M.O.S. Made by Furzehill. Range 0-10 Kc/s. Complete with 7 valves and output meter. Push-pull 6V6G's give 2 watts into 10 or 600 ohms. Operates from 100-250 volts, 40-60 c/s. A.C. mains. Contained in handsome metal instrument case, size 17 1/2 in. x 10 1/2 in. x 9 in., wt. 36 lb. Perfect working order and brand new condition. In original transit case. A laboratory instrument with circuit diagram and operating instructions, for **ONLY £15.**

**AMERICAN H.R. PHONES.** Complete with cord, brand new and boxed, **12/6.**

**AMERICAN M/C PHONES.** Super quality, with big earmuffs and extension lead with jack. Brand new and boxed, **17/6** Suitable for **CR100 RX.**

**HOOR METERS.** 110 v. 50 c/s., or with series resistor of 6 KOhms. 5W. will run from 200-250 v. 50 c/s. Brand new and boxed. **ONLY 35/-.**

**BLACK PAPER CAPACITORS. T.C.C.** 8 mFd. Upright mtg. Size 4 in. x 2 1/2 in. x 5 in. high. Brand new and boxed. **TWO for 15/-.**  
**I.F. STRIP TYPE 373.** 9.72 Mc/s. 2 EF92 and 1 EF91 I.F. amps., EB91 Det./A.G.C., EP91 A.G.C. Amp. and EP91 Limiter. Size 10 1/2 in. x 2 1/2 in. x 3 in. high. Price, less valves, **15/-.** Circuit supplied.

**COMMUNICATIONS RECEIVER R155.** BRAND NEW "MINT" condition. R1155A, £11/19/6. R1155B with super slow-motion drive, £12/10/-, R1155A used models, as new, £9/19/6. Used models £7/19/6.

All receivers supplied with **FREE BOOK-LET.** Re-aligned and tested before despatch and gladly demonstrated. S.A.E. for details of power packs and receivers or 1/3 for booklet.

**A.C. MAINS POWER PACKS AND OUTPUT STAGE.** All our power packs are guaranteed for 6 months.

**Type A.** In smart black metal case, size 8 1/2 in. x 4 1/2 in. x 6 1/2 in., less speaker, price **£4/10/-.**

**Type B.** With built-in 5in. speaker in black metal case size 13 1/2 in. x 5 1/2 in. x 7 1/2 in. Price **£5/5/-.**

**Type C.** With an 8in. speaker in specially designed beautiful black crackle cabinet to match receiver, size 11 1/2 in. x 10 1/2 in. x 6 in. A de Luxe job. Price **£6/10/-.**

**NOTE: 10/- REDUCTION WHEN PURCHASING ANY OF THE ABOVE POWER PACKS WITH RECEIVER.**

**BRAND III CRYSTAL CALIBRATORS** by **MARCONI INSTRUMENTS.** Ex-Govt. Freq. range 170-240 Mc/s. Directly calibrated dial. 5 Mc/s. crystal oscillator. Self-contained power pack for A.C. mains operation. Grey metal instrument case, size 15 1/2 in. x 10 in. x 10 in. Complete with crystal and all valves, spare set of valves, instruction manual. **BRAND NEW IN ORIGINAL TRANSIT CASE,** a real SNIP at only **£5/19/6.**

**MARCONI SIGNAL GENERATORS.** Brand new, in original transit cases, complete with spares, instruction manual and calibration charts. Type TF390G, 4-32 and 50-100 Mc/s. £25. Or 16-150 Mc/s. in 4 overlapping ranges, £27/10/-, Type TF517F/1 18-58 and 130-260 Mc/s., £35.

## R.C.A. AMPLIFIERS

MODEL MI-11220



- ★ Manufactured by Radio Corporation of America.
- ★ Brand new and unused.
- ★ Power output 12 watts at 5-7.5-15-600Ω.
- ★ Valve line up, 2 of 6L6, 4 of 6J7, 1 of 6U4.
- ★ Tapped transformer for use on 190-250 volts A.C.
- ★ Grey crackled case, size 17 x 11 x 9 in.

**CIRCUIT SUPPLIED. ONLY £9.19.6.**  
 (LESS VALVES, AS SHIPPED BY MAKERS)  
 SET OF VALVES, NEW, BOXED, 5/6

## 50 MICRO-AMP METERS 5/6!

2 1/2 in. scale, flush panel-mounting circular meters. Brand new.

### METER BARGAINS

RANGE	TYPE	SIZE	PRICE
50 Microamp.	D.C. M/O	2 1/2 in. flush circular	59/6
100 Microamp.	D.C. M/C	2 1/2 in. flush circular	39/6
500 Microamp.	D.C. M/O	2 1/2 in. proj. (scaled 10 V.)	12/6
500-0-500 MicroA.	D.C. M/O	2 1/2 in. fl. wire. (scaled 100-0-100 V.)	25/6
1 Millamp.	D.C. M/O	2 1/2 in. flush circular	22/6
1 Millamp.	D.O. M/O	2 1/2 in. desk type	25/6
5 Millamp.	D.O. M/O	2 1/2 in. flush square	7/6
10 Millamp.	D.O. M/O	2 1/2 in. B. clre. (blank scale)	10/6
100 Millamp.	D.C. M/O	2 1/2 in. flush circular	10/6
150 Millamp.	D.O. M/C	2 1/2 in. flush square	7/6
1 Amp.	Thermo.	2 1/2 in. projection	6/9
3 Amp.	Thermo.	2 1/2 in. flush square	5/-
20 Amp.	D.O. M/O	2 1/2 in. circular proj.	7/6
30-0-30 Amp.	D.C. M/I	Metal cased. Car type	5/6
50-0-50 Amp.	D.O. M/C	2 1/2 in. flush square	12/6
15 Volt	A.C. M/I	2 1/2 in. flush circular	8/6
30 Volt	A.O. M/I	2 1/2 in. flush circular	25/-
300 Volt	D.C. M/O	2 1/2 in. flush square	10/6

**METER RECTIFIERS.** 1 mA. Salford Instruments, 8/6; 5 mA. Salford Instruments, 6/9; 2 mA., S.T.C., as used in E.M.I. Output Meter, 5/6. All are full wave bridge and brand new.

### POWER UNIT 247

Enclosed in grey steel case, size 11 in. x 9 1/2 in. x 7 1/2 in., with chrome handles. For 230 volts 50 cycles mains operation. Output 600 volts 200 mA., fully smoothed by 1,000 volt working paper condensers and extra heavy duty choke. Also 6.3 volt 3 amps. A complete power unit, including 5U4G rectifier and indicator light for only 49/6. New and in transit case. **THIS IS A REAL SNIP.**

**HIGH VOLTAGE POWER PACKS, ex-U.S.A.** Brand new. Input 115 volts A.C., output 1,000 volts at 250 mA. New Brand complete with two 1616 valves, and 1 spare 1616 double choke and paper smoothing. **£5/5/-.**

**TR-50-XM TRANSMITTER-RECEIVERS.** 1.5 to 12 Mc/s. Separate Tx and Rx fitted in one cabinet, size 22 in. high x 20 in. wide x 14 in. Wt. 130lb. V.F.O. and 5 crystal positions. Ideal for marine use. Super job, price **£45.**

**PLEASE ADD POSTAGE OR CARRIAGE ON ALL ITEMS.**

**HOURS OF BUSINESS:**

9 am.—6 p.m. Thursday 1 p.m. Open all day Saturday.

**MODEL 40 AVO METERS.** A few only of these useful multi-range test meters. In first-class working order, **£9/19/6.** Avo Minor leather cases with shoulder strap, brand new, **7/6.** For callers we also have a limited number of American multi-meters at **£4/19/6** and combined valve tester and multi-meter (50 micro-A basic movement) with valve charts at **£15.**

**AVO "ALL DRY" BATTERY ELIMINATOR**—government surplus. For A.C. mains 200/250 volts, output 1.4 volts at 300 mA. and 65 volts at 10 mA. Employs metal rectifiers and VS70 stabiliser. Size 8 1/2 in. x 5 in. x 3 1/2 in. Suitable for all personal portable type sets, full instructions supplied. New, in cartons and all tested prior to despatch. Price **39/6.**

**HEAVY DUTY POTENTIOMETERS.** Wire-wound on porcelain former, 2 1/2 in. diam. 20V. 1,200 ohms, 6/6 each. Colvern-type wire-wound 5,000 ohms, 2 1/2 in. diam., 7/6 each.

### X'TALS

465 kc/s S.T.C. 200 kc/s. American G.E.C., 1 in. pins, brand new and boxed at **10/-** each. 1,000 kc/s. 3 in. pins, British standard 0.01% at **19/6** each.

**ERIE HI-K CERAMICONS.** 1,000 pfd. 4 B.A. chassis mtg. Particularly suitable for V.H.F. decoupling, etc. Price **10/6** dozen. As above, but with wire ends, **8/6** dozen.

**EX-ADMIRALTY.** Primary 250 v. 50 c/s. Secondary 5-0-5 v. 5-0-5 v., and 5-0-5 v., all at 5 amps, each winding. This means, in effect, that you can have 5, 10, 15, 20, 25, 30 v. at 5 amps. or other possible combinations. Size 4 1/2 in. x 4 1/2 in. x 6 in. high. Weight 12lb. **BRAND NEW.** A very useful transformer at only **39/6.**

**EX-ADMIRALTY.** Primary 230 v. 50 c/s. Secondary 620-550-375-0-375-550-620 v. (620 v. at 200 mA., 550 v. at 250 mA.). Two rectifier windings at 5 v. 3 amps. each. Total rating 278 VA. Upright mtg., weight 24lb. **BRAND NEW, 39/6.**

**HEAVY DUTY LT. TRANSFORMERS.** Standard tapped primary. Type A, 30 v. 36 amp. or Type B, 50 v. 16 amp. Size 6 in. x 5 1/2 in. x 8 in. high. Weight 24lb. **BRAND NEW,** not ex-Govt. Suitable for soil heating, rectifiers, chargers, etc., special offer, **55/-** each.

**TYPE C,** potted, oil filled, 230 v. 50 c/s Pri. 0-70-75-80 v. 4 amps. Size 5 1/2 in. x 4 1/2 in. x 6 1/2 in. high. Wt. 19lb. **BRAND NEW 39/6.**  
**SELENIUM BRIDGE RECTIFIERS.** Funnel cooled. A.C. input 45 v. R.M.S. D.C. output 30 v. 10 amps. Can be used with transformer B above, **47/6** each. 24 v. 4 amp. Bridge, **25/-** each.

**HEAVY DUTY SLIDER RESISTORS.** 250 watts. Rated to carry 25 amps. 4 ohms, resistance. For charging boards, etc. Worm drive. On metal stand 5 in. x 4 in. x 6 in. high. **BRAND NEW 7/6** each.

**HEAVY DUTY FIXED RESISTORS,** 150 watts. Rated to carry 12 amps. 1 ohm, resistance, 8 1/2 in. x 2 in. x 2 1/2 in. high. **BRAND NEW 4/6** each.

**U.S.A. CHOKES.** Collins potted type. Resistance 160 ohms. 8 Henry, 100 m/amp., 8/6 each. H.R.O. chokes, 17 Henry, 80 m/amp., 8/6 each. S.T.C. potted swinging chokes, approx. 5 Henry at 300 m/amp., 12/6 each.

**TRANSFORMER BARGAINS.** Brand new ex-manufacturer's surplus drop through. Primary 200/250 volts 50 cps. Secondary 310-0-310 v. 70 mA., 6.3 v. @ 3 a., 4 v. @ 2 a. Can be used with either 4 v. or 6.3 v. rectifier. Only 9/6 plus 1/6 post. A similar type transformer 325-0-325 100 mA., 6.3 v. 4 a., 4 v. 3 a. can be supplied to callers only at **12/6.**

## COMMUNICATIONS RECEIVER B28

(Marconi CR100)

Frequency coverage, 60 Kc/s. to 10 Mc/s. (5,000-10 metres), in 6 ranges. Variable selectivity using crystal and audio filters. Valve line-up, 2 Rf. Amps., Mixer, separate Local Osc., 3 I.F. Amps., Det./AVC/1st Audio, Power Output, B.F.Osc., and H.T. Rectifier. Operates from 210-250 volts, 50 c/s. A.C. mains. Size 16 in. wide x 12 1/2 in. x 16 1/2 in. deep. Wt. 82lb. Provision for headphones or external speaker. These receivers are thoroughly overhauled and in beautiful condition and can be demonstrated to callers. Send S.A.E. for full details and illustration.

**PRICE ONLY £21** (plus £1 for carriage and packing).



# CHARLES BRITAIN (Radio) Ltd.

**11 UPPER SAINT MARTIN'S LANE LONDON, W.C.2.** Temple Bar 0545

One Minute from Leicester Sq. Station (up Cranbourn St.)

# GEE-RADIO LTD

THIS MONTH'S SPECIAL OFFER OF A LIMITED QUANTITY OF BRAND NEW R.C.A. 15in., 15 ohm 30 WATT P.M. SPEAKERS. "SNIP" PRICE! £9/19/6, carr. 12/6.

SELENIUM RECTIFIERS L.T. AND H.T., K3 AND K8 SERIES, 3S EHT SERIES, RM1/2/3/4's. Also the following Selenium full bridge:

6 or 12 v. 1 amp .....	7/6	24 v. 1 amp. ....	13/6
12 v. 2 amp. ....	10/-	24 v. 2 amp. ....	20/-
12 v. 2½ amp. ....	15/-	24 v. 2½ amp. ....	25/-
12 v. 4 amp. ....	16/6	24 v. 4 amp. ....	30/-
12 v. 6 amp. ....	23/6	24 v. 6 amp. ....	35/-
12 v. 10 amp. ....	40/-	24 v. 10 amp. ....	80/-

Speedy delivery of Rectifiers to your own Specifications

**COMMUNICATION RECEIVER TYPE P.C.R.2.** Made by Pye Ltd., for the Armed Forces. 3 wavebands: 1-49 metres, 200-600 metres, 800-2100 metres. Slow motion tuning dial. Brand new, tested before despatch. £7/10/-, carr. 7/6.

**ALSO P.C.R.3.** As above, but medium and 2 shorts. Same price and carriage. **POWER PACK** for same. A.C. mains, built as for R.1155 and R.1132A Receivers £4/10/-, carr. 7/6 (see below).

**R.1132A RECEIVERS.** In good condition, £3/17/6, carr. 7/6.  
**R.1155 RECEIVERS.** In good condition. Limited quantity only. £8/10/-, carr. 7/6.

**R.1155 and R.1132A POWER PACK AND OUTPUT STAGE.** Complete with speaker, built in attractive, polished 8in. extension speaker cab. Ready to use for A.C. mains, 200-250 v., £5/10/-, carr. 7/6.  
**RECEIVER TYPE 109.** In good condition. Freq. range: 1.8-3.9 Mc/s and 3.9-8.5 Mc/s continuous. Operates on 6-v. battery. Limited quantity only, £4/7/6, carr. 10/-.

**AMERICAN R.C.A. AR-88 RECEIVER (C.R.91).** In good condition. Freq. range: 550 kc/s to 31.9 mc/s. Continuous on 6 wavebands. £35, carr. £1.

**50-WATT AMPLIFIER, EX-GOVT.** With 4-KT66's in paralleled push-pull. Standard 200-250 v. mains input, A.C. Output imp. 600 ohms line. For high imp. gram. and mike input. Bass boost control fitted. This excellent quality amplifier is housed in a strong metal case and is ready for use. Terrific performance. Bargain, £25, carr. 10/-.

**AMERICAN ESPEY "MODEL 100" ALL-PURPOSE TEST METER.** 7 D.C. volt ranges. 3 v.-6,000 v. @ 20,000 and 1,000 ohms per volt. 7 D.C. current ranges. 12 amps-300 microamps. 7 A.C. volt ranges, 3 v.-6,000 v. @ 1,000 ohms per volt. 3 resistance ranges, 0-6,000 ohms, 0-600,000 ohms, 0-60 meg. 50 micro-amps. 4in. scale meter. In perfect working condition, tested before despatch. Complete with chart, test prods, and batteries. £12.

**"AVO" MODEL 40.** In perfect condition, complete with batteries and leather carrying case, £10/10/-, P.P. 2/6.

**METERS**

4in. 1.0-1 Milli-ammeter, flush mounting .....	45 0
3in. 100 amp. D.C., flush mounting .....	25 0
2in. 300 v. A.C., flush mounting .....	27 6
2in. 25 amp. D.C. volt-meter .....	12 6
2in. Pocket volt-meter, 0-15 v., 0-250 v. D.C. ....	15 0
2in. "S" Meter, as used in AR-77 .....	30 0
3in. 0-200 volt-meter, A.C. flush mounting, grade I .....	40 0

**WAVEMETER CLASS D.** Freq. band covered: 1,900 kc/s to 8,000 kc/s (158-37.5m.) in two ranges, 19,000 kc/s-4,000 kc/s and 4,000 kc/s-8,000 kc/s. In perfect working condition, 6 v. D.C. supply, £8/5/-, carr. paid.

**1 MILE TWIN DON '8' TELEPHONE CABLE, £5 per mile:** also 1 mile ditto, 25/- plus 12/6 carriage per mile and 5/- per 1/2 mile.

**WESTON BATTERY OSCILLATOR, MODEL E.692 TYPE 2.** In perfect condition. Coverage 100 kc/s-26 Mc/s. Audio output approx. 400 c/s. £5/19/6, P.P. 4/6. (Complete with instruction booklet, lead and batts.)

**BATTERY CHARGERS.** Ex. Government Heavy Duty Type 10. To charge up to 15 v. @ 5 amps., input 200-250 v. with meter and variable resistor. Housed in strong metal carrying case. Portable or wall fixing, £4/17/6, carr. 7/6.

**VITAVOX PRESSURE UNITS.** Heavy duty, P.M. 20 watts. Brand new, £4/9/6, carr. 5/-.

**R.C.A. AMPLIFIERS MODEL MI-11220** (less valves). Power output 12 watt at 5-7.5-15-600 ohms. Valve line up. 2-6L6's, 4-6J7's, 1-5U4. Tapped transformer for use on 190-250 v. A.C. contained in grey crackle case, £8/19/6, carr. 10/-.

**ROTARY CONVERTERS.** 24 v. D.C. input, 230 v. A.C. 50 cycles output at 100 watts. Brand new, £4/17/6, carr. 7/6.

**COLLINS RADIO RECEIVER, TYPE 46159A.** Freq. range: 1,500-12,000 kc/s. Input 12 v. or 220 v. D.C. Less crystal and power pack. This unit is part of TCS-12-Trans-Receiver equipment. In good, clean condition. Limited quantity, £15, carr. 7/6.

<b>EVERSHED AND VIGNOLES MEGGERS: 500 v.</b>	
0-50 meg. ....	£9 0 0
<b>EVERSHED AND VIGNOLES MEGGERS: 250 v.</b>	
0-20 meg. ....	£7 15 0
<b>RECORD MEGGERS: 500 v. 0-20 meg.</b>	£8 5 0
<b>ALL MEGGERS COMPLETE WITH LEATHER CARRYING CASE.</b>	

**CARRIAGE APPLIES IN ENGLAND ONLY, 50% EXTRA ELSEWHERE.**

**MANY OTHER LINES IN STOCK. YOUR ENQUIRIES INVITED. TRADE SUPPLIED.**

**15 LITTLE NEWPORT ST., LONDON, W.C.2.**

ADJOINING LEICESTER SQUARE TUBE STATION

GERrard 6794/1453

Introducing the



**NEW**

**E.H.T. Transformer with Overload Device**

4.8 KV 2-volt rectifier A.C.  
5.6 KV Rectifier D.C.

This transformer has been introduced by Direct T.V. Replacements to help overcome the risk incurred in replacing E.H.T. transformers in old T.V. sets. If the heater-winder is shorted, the cut-out trips and disconnects the main.

Ideal for Philco, Peto-Scott Defiant and many other sets.

**Price 75/-**

Have you had your copy...

... of the Direct T.V. Replacements handbook? The most complete T.V. Components rewind and Replacement Handbook in this country. Lists over 2,000 items and a host of invaluable data for television enthusiasts including line output, transformers, fault-finding, current modifications, special components and T.V. Books.

Send for your copy to-day. Price 1-




Terms of Business—C.W.O., C.O.D. or Pro-forms

**REPLACEMENTS**

134/136 LEWISHAM WAY · NEW CROSS · S.E.14  
TIDeway 3696-2330. Telegraphic: Flibak, London, S.E.14

## A Sound Engineering Job!



The

**LEEVERS RICH**

## Heavy Duty Magnetic Recorder


The precision equipment for service where ordinary recorders are "not good enough". Used by every major British Film Studio, B.B.C., N.P.L., Admiralty, M.O.S., and many large industrial concerns. Prices from £365 ex factory, London.

**LEEVERS-RICH EQUIPMENT LTD.**

78b, Hampstead Road, London, N.W.1 EUSton 1481



### RADIO RECEIVER CHASSIS



Built to the highest specifications these chassis offer the finest value to the enthusiast. Supplied with set of selected knobs. Socket panels for aerial, earth, speaker, pick-up and gram motor. 200/250 v. 50 cycles only.

15in. long x 8½in. overall depth. x 7in. high. (approx.).



### CABINETS

The magnificent Bureau type Cabinet illustrated is in specially selected walnut veneered exterior with light Sycamore interior with matching Rexine lining. Two full-sized compartments. Overall measurements:

34in. x 17in. x 33in. Price **£17/0/0**

Other high-quality cabinets are available at prices ranging from 10 Gns.

Packing and carriage 25/-.

#### TYPE A 5 VALVES

**TYPE A:** 5 valves 3 wavebands Superhet with full negative feedback and A.V.C. Full range tone control.

**10 Gns.**

Packing and carriage 12/6.

#### TYPE B 7 VALVES

**TYPE B:** 7 valves 3 wavebands Superhet with specially designed push-pull output stage.

**£15/14/6**

Packing and carriage 12/6.

### SPECIAL F.M. TUNER



A completely self-contained unit transforms an old A.M. set into a modern F.M. receiver. Circuit contains six valves; Grounded grid RF stage followed by additve mixer using a FCC85 Twin Triode valve combine these two functions in a completely sealed permeability tuned unit. Two I.F. stages give maximum gain as ratio detector. Frequency coverage of 85 to 101 megacycles allows adequate overlap at each end of the band and covers all existing and proposed V.H.F. transmissions in the U.K.

**Cat. No. FMT/A**  
Complete Unit in Cabinet with Magic-eye tuning. Boxed. 13in. long x 6½in. overall depth x 7½in. high (approx.).

**17 Gns.**

Packing and carriage 12/6.

**Cat. No. FMT/B**  
Chassis only excluding magic-eye Unboxed, 11½in. long x 5½ in. overall depth x 4in. high.

**£13/15/0**

### ★ SPECIALLY RECOMMENDED ★

#### DISC PLAYER

Specially designed for the amateur builder, these Disc Players consist of the latest 3-speed Automatic Record Changers, complete with crystal turn-over pick-up head for long-playing and standard records, mounted on Sycamore lined base. Supplied complete with fitted Mains lead and screened pick-up lead, ready for connecting up. Price **£11/5/0**



Packing and carriage 12/6.

### AUTOMATIC RECORD CHANGERS

- Cat. No. RC/A—latest fully automatic 3-speed mixer changer made by a famous manufacturer..... **£9 15 0**
- Cat. No. RC/B—GARRARD RC/80, 3-speed, automatic A.C. Mains ..... **£13 0 0**
- Cat. No. RC/C—GARRARD RC/80, 3-speed, automatic AC/DC, Universal ..... **£26 10 0**

Packing and carriage 12/6.

### A.M./F.M. CHASSIS

A nine-valve A.M./F.M. chassis with 4 wavebands (long, medium, short and F.M.), push-pull output stage and magic eye for precision tuning. Specially designed, with permeability-tuned F.M. circuit and a very high degree of I.F. amplification for fringe-area reception, it offers the finest quality regardless of price. Automatic volume control and a special wide-range tone control. Push-pull output stage and compensated network for electrostatic treble speaker, with an output of 5 watts and the widest possible audible frequency range. Special large 10in. high flux-density F.M. Speaker with hyperbolic cone plus matched high-tone electrostatic Speaker. Co-axial socket for dipole aerial. A.C. 50 cycles only. Provision for external speaker. Packing and Carriage 15/-.

**25 Gns.**

### ★ SPECIALLY RECOMMENDED ★

#### A.M. CHASSIS

5-valve Superhet, 2 wavebands (medium and long), A.C./D.C. 200-250 volts. Output 4 watts. Controls—tuning, on/off volume, wave change. Developed to meet the demand for an inexpensive instrument with no sacrifice in the quality of its reproduction and output. 12in. long x 8½in. overall depth x 8ins. high (approx.).

**8 Gns.**

Packing and carriage for all chassis 12/6.

### UNBEATABLE VALUE

#### TAPE RECORDER

In a superbly fitted Moroccan grained carrying case, this Instrument is the very finest of its class, regardless of price. Latest type TRUVOX twin-speed Tapedeck. Input for radio, gram, and microphone. Built-in selected elliptical Speaker of the very finest quality. Recording (with recording level indicator) or Play-back. 200-250 volts, 50 cycles, A.C. Mains only. Supplied complete with selected Microphone and Recording Tape.

**42 Gns.**  
Packing and carriage 25/-.



### TAPE DECKS

TRUVOX 2-speed, twin track, Tape Deck of the latest type, with push-button controls. **£23/2/0**

Packing and carriage 10/-.

Tape Recorder, Amplifier only Built to the highest standards, magic eye for indicating recording level. **12 Gns.**

Packing and carriage 12/6.

### LOUDSPEAKERS

- Cat. No. LS/10—10in. Standard ..... **£1 10 0**
- Cat. No. LS/E74—7in. x 4in. ELLIPTICAL ..... **£1 1 0**
- Electrostatic Loudspeaker LSH75, for treble response..... **11 6**

Packing and carriage 3/-.

**Domestic DIRECT SALES LTD.**

**ALL FULLY GUARANTEED GENEROUS HIRE PURCHASE TERMS**

All correspondence and remittances to:

36 SOUTHAMPTON STREET, STRAND, LONDON, W.C.2


Personal callers only at 90 JUDD STREET, LONDON, W.C.1 Telephone enquiries: TERminus 9876



**L. WILKINSON (CROYDON) LTD.**  
19 LANDSDOWNE ROAD, CROYDON

Phone: CRO. 0839. Telegrams: "WILCO," CROYDON

**RELAYS P.O. TYPE 3000**



**BUILT TO YOUR SPECIFICATION**  
**QUICK DELIVERY**  
**KEEN PRICES**  
**CONTACTS UP TO 8 CHANGE OVER**

**METERS GUARANTEED**

F.S.D.	Size	Type	Price
50 Microamp	2 1/2 in.	MC/FR	70/-
100 "	2 1/2 in.	MC/FR	42/6
250 "	3 1/2 in.	MC/FR	55/-
500 "	2 in.	MC/FS	18/6
1 Milliamp	2 in.	MC/FS	17/6
5 "	2 in.	MC/FS	10/6
30 "	2 1/2 in.	MC/FR	12/6
50 "	2 in.	MC/FS	10/6
100 "	2 1/2 in.	MC/FR	12/6
200 "	2 1/2 in.	MC/FR	12/6
250 "	2 1/2 in.	MC/FR	12/6
500 "	2 1/2 in.	MC/FR	12/6
5 Amp.	2 in.	MC/FS	12/6
20 "	2 in.	MC/FR	10/6
20 "	2 1/2 in.	MI/FR	25/-
30 "	2 in.	MC/FS	10/6
50 "	5 in.	MI/PR	60/-
15 Volt	2 1/2 in.	MI/FR	15/6
20 "	2 in.	MC/FS	10/6
100 "	2 1/2 in.	MCR/FR	30/-
300 "	2 1/2 in.	MI/FR	25/-
300 "	5 in.	MI/FR	60/-
600 "	3 1/2 in.	MI/FR	37/6

**TERMINAL BLOCKS** 2 way No. 5C/430 fully protected, 4/- per doz., 50 for 15/-; 100 for 25/-, Post 1/6.

**AUTO TRANSFORMERS** 230/115 volts 500 watt enclosed. Met Vick, 90/-, carriage 7/6.

**TRIMMING CONDENSERS.** Air spaced miniature 1.5 to 8 pf., 1.5 to 20 pf., 2 to 32 pf., 20 pf. All at 1/- each or 9/- doz.

**CONDENSERS, METALMITE.** 350 vt. wkg., .001, .002, miniature, 12/- doz. .005, .01, .02, 10/- doz. .05, 12/- doz. .1, 13/6 doz. .25 Metalpack, 16/- doz. 1.0 Metalpack, 24/- doz.

**VERNIER DRIVES.** Muirhead, scaled 0-180 deg. 38 to 1, diam. 3in., 10/6, post 1/-.

**ROTARY CONVERTERS**—From 24 volt D.C. to 230 volt A.C. 100 watts, 92/6 ea., carriage 7/6.

**AERIAL ROD SECTIONS,** heavy copper plated, 12in. long, any number can be fitted together, 2/6 doz. Post 6d.

**P.M. SPEAKERS** 10in. In portable case with flex and plug in own compartment, 50/-, Carriage 5/-.

**P.M. SPEAKER.** 12in. Plessey, 3 ohms, special price 32/6 each. Post 1/6.

**RELAYS, HIGH SPEED SIEMENS** 1,700 + 1,700 ohms, just the job for radio controlled models, 17/6 each. Post 1/-.

**GENALEX EXTRACTION FANS.** 230/250 volt, 50 cy. Induction motor 1,350 r.p.m., 85 watts, 9in. blades, silent running, 26/15/-, Carriage 7/6.

**CELL TESTING VOLTMETERS.** 3-0-3 volts. In leather case with prods, 25/-, Post 2/-.

**RATIO ARM UNITS** by H. W. Sullivan. Brand new. 600 ohms + 600 ohms, 50/-, Post 2/-.


**WHEATSTONE RESISTANCE BRIDGE.** Mangan in. 1 to 10,000 ohms. Plug type. 25/-.

**GALVANOMETER.** Mirror type, 5 Microamps FSD, Table Model in case 8 x 5 1/2 x 5 1/2 in., scaled 0/5, 0/25, 0/125 microamps. 21/0.

**AUTO TRANSFORMER VARIABLE.** Input 230 v. A.C., 21 amp. Output 57.5 v. to 228 in 16 steps with current limiting reactor. 212 each, carriage 10/-.

**VARIAC TRANSFORMER** type 80 CO oil filled. Input 200/240 v. Output 220 v. 7.5 amps., 27/10/- each carriage 7/6.

**RACKS P.O. STANDARD** for 19in. panels. Steel channel sides, correctly drilled. Heavy angle base. Height 4ft. 10in. or 6ft.



**ELECTRO MAGNETIC COUNTERS**

Post Office type 11A, counting up to 9,999, 2 to 6 volts D.C. 3 ohm coil, 12/6 each. Post 1/-. Many other types in stock.

**SLOW MOTION DIALS.** 6in. Scaled 0-100, reduction 200 to 1 or direct, 5/6 each. Post 1/6.

**WAFER SWITCHES.** Miniature, 2-pole 6 way, 3 pole 3 way, 4 pole 2 way, 1 pole 12 way. All at 2/6 each. Ceramic Types, 2 pole 12 way, 10/6, 12 pole 3 way, 15/-, 4 pole 4 way, 6/-, 1 pole 3 way, 4/-.

**INSTRUMENT RECTIFIERS.** Full wave bridge, 1 mA., 8/6 each, 5 mA., 7/6 each, 50 mA., 5/- each.

**HEADPHONES, HIGH RESISTANCE.** 4,000 ohms. Type CHR. New. 12/6 pair. Post 1/6.

**LISTS AVAILABLE.** Meters. Potentiometers Resistances. All types including High Stability Carbon and Wire wound. Send large S.A.E.

**THE OUTPUT MUST BE RESTRICTED**

to maintain the waveform, so say all the books. But not so with the HATFIELD oscillator, nor is it necessary to work near the point of instability.

**COMPLETE STABILITY, LESS THAN 0.28 of 1% distortion, R.M.S. output voltage 50% greater than the H.T. voltage, 1 valve, 1 coil, simple circuit.**

Sounds incredible, but it is **GUARANTEED.** Send for copy of N.P.L. report and see our ad. in April issue of "W.W." The HATFIELD oscillator is now made with 3 output impedances to suit any Head on the market. 45 Kc/s to 50 Kc/s.

**TAPE RECORDISTS!** Are you **Completely** satisfied with your recordings? Bad waveform in an oscillator can cause **DISTORTION** due to intermodulation. **NOISY BACKGROUND** due to D.C. component in an asymmetrical waveform and **INTERFERENCE** with radio due to harmonics beating with incoming signal. The fundamental cannot do this! **COIL**, complete with circuit, 10/6 post free. Patent app. for.

**BIAS REJECTOR COILS**  
Even a small amount of bias frequency getting into the amplifier can cause a lot of trouble, and nearly all tape recorders need a rejector coil to prevent this. **COIL**, complete with instructions, 5/6 post paid.

**MOTEK TAPE DECKS**  
The famous K6 deck; twin track, two speed, with push buttons and electronic braking, is a beautifully finished job at only **£19/19/-**. Post free. Or **£3** down and 12 monthly payments of **£1/10/-**.

**TAPE AMPLIFIERS**  
The HATFIELD amplifier is complete with oscillator as above, and magic eye, less speaker, at **£12/15/-**. Or **£2/10/-** down.

**COMPLETE RECORDERS**  
The **HERGA** recorder incorporates ALL the above items together with a first-class crystal mike and one reel of **SCOTCH BOY** tape in an attractive two-tone portable cabinet, absolutely complete at **39 gns.** Or **£7** down and 12 payments of **£3.**

Further details and H.P. forms from

**HATFIELD RADIO**

**78 STROUD GREEN RD., LONDON, N.4**

**HANNEY OF BATH OFFERS**

\* WIRELESS WORLD " F.M. TUNER (May 1955)  
Osmor collect with IP's & RDT 58/6. J.B. type U.102 variable 14/6. EIRE condenser and resistor kits, low-loss valveholders and valves. Full list available.

MULLARD F.M. TUNER UNIT  
Denco drilled chassis 12/-; collect with IP's, etc., complete 46/-; J.B. U.101 variable 10/9; J.B. 8L.15 dial/drive assembly 25/6; condenser and resistor kits, valves, etc. Full list available.

OSRAM 912 F.M. TUNER UNIT  
Denco chassis with dial assembly 37/6; Denco collect IP's & RDT 44/8; 2 gang variable 17/6. Condenser and resistor kits, valves, etc. Full list available.

MAXI-CO DENCO F.M. TUNER UNIT  
Chassis set, 7/6; Coil set, 11/8; 10.7 Mc/s IP's, 6/- each; Ratio discrim. trans., 12/6; Phase discrim. trans., 8/-; Technical Bulletin giving circuit, point-to-point wiring etc., 1/8 P.F.

COLPACKS. DENCO CP 4/L and CP 4/M, 35/-, CP 3/370 pf. and CP 3/500 pf., 44/8. OSMOR " Q " HO, 50/5; LM, 40/-; Batt., 50/-; TRF, 40/-; HF stage for HO pack, 20/- We stock COILS by Weymouth, Osmor, Wearite, Denco and B.E.P.

OSRAM 912 PLUS AMPLIFIER  
Eire resistor kit 17/4; Eire 1 meg pots 4/6 each; TOC condenser kit 55/-; PAR-TRIDGE components with loose lead terminations (includes packing charge). Mains trans. 65/6; choke 34/6; output trans. 85/6. W.B. components. Choke 18/8; output trans. 32/-, Denco drilled chassis 14/6; Denco 912 Plus printed panel 7/6; pre-amp or passive chassis 6/-, Full list available.

MULLARD 510 AMPLIFIER  
EIRE resistor/pot kits 39/10; TOC condensers 45/-; Elstone mains trans. 36/-; Elstone output trans. (state 6,000 or 8,000 ohms) 45/-; Patridge components (loose leads). Mains trans. 65/6; output trans. type PPO (state 6,000 or 8,000 ohms) 85/6; smaller version type P-3667 55/6. Denco drilled chassis 14/6; Denco printed panel 6/6. Full list available.

DENCO WIDE ANGLE COMPONENTS. Magnavox chassis set 37/6; supervisor chassis 51/6; Magnavox collect 41/2; scan coils WA/DCA1 43/-; focus coil WA/ FCA1 31/-; width and line/lin. controls WA/WCI and WA/LCI 7/6 each; frame trans. WA/FMA1 21/-; line trans. WA/LOT1 42/-; frame blocking osc. trans. WA/ FBT1 16/-.

Send S.A.E. for lists. Please add 2/- postage to orders under £3 (excess refunded)

**L. F. HANNEY**

**77 LOWER BRISTOL ROAD, BATH**

TEL.: 3811

**MAINS TRANSFORMERS**

Primary, 200-250 v. P. & P. 2/-  
300-0-300, 100 mA. 6 v. 3 amp.,  
5 v. 2 amp., 22/6.

Semi-shrouded drop-through 380-0-  
380 v., 120 mA., 6.3 v. 4 amp., 5 v.  
2.5 amp., 22/6.

Drop thro' 350-0-350 v. 70 mA. 6 v.  
2.5 amp., b v. 2 amp., 14/6.

Chassis mounting or drop-thro. Pri.  
120-150 v. Sec. 350-0-350, 250 mA.,  
6.3 v. 7 amp., 6.3 v. 0.5 amp., 5 v.  
C.T., 0.5 amp. 4 v. 4 amp. P. & P. 3/6.  
32/6.

Chassis mounted and fully shrouded,  
80 mA., 6 v. 3 amp., 5 v. 2 amp., 14/6.

Drop thro' 270-0-270 60 mA., 6 v.  
3 amp., 11/6.

250 v. 350 mA., 6.3 v. 4 a., twice 2 v.  
2 a., 19/6.

Auto-trans. Output 200/250 H.T. 800 v.  
250 mA., 6 v. 4 a., twice, 2 v. 2 a., 19/6.

Auto-trans. Input 200/250. H.T.  
350 v. 350 mA. Separate L.T. 6.3 v.  
7 a., 6.3 v. 1 1/2 amp., 5 v. 3 amp., 25/-  
P. & P. 3/-.

Mains Transformer, fully impregnated.  
Input 210, 230, 230, 240. Sec. 350-0-350  
100 mA., with separate heater trans-  
former. Pri. 210, 230, 230, 240. Sec.  
6.3 v. 2 amp., 6.3 v. 3 amp., 4 v. 6 amp.  
and 5 v. 2 amp., 30/- P. & P. 5/-.

350-0-350 75 mA. 6.3 v. 3 a. tap 4 v.  
6.3 v. 1 a., 13/6.

500-0-500 125 mA. 4 v. C.T. 4 a., 4 v.  
C.T. 4 a., 4 v. C.T. 2.5 a., 27/6.

500-0-500 250 mA. 4 v. C.T. 4 a., 4 v.  
C.T. 5 a., 4 v. C.T. 4 a., 39/6.

6 1/2 in. M.E. Speaker, 1,000 ohm field,  
15/-.

R. & T.V. energised 6 1/2 in. speaker  
with O.P. trans. field coll. 175 ohms  
9/6. P. & P. 2/6.

R. & A. 6 1/2 in. M.E. speaker, with O.P.  
trans. field 440 ohms, 10/6. P. & P. 2/6.

Volume Controls. Long spindles less  
switch, 50K, 500K, 1 meg., 2/6 each.  
P. & P. 3d. each.

Volume Controls. Long spindle and  
switch, 1/2, 1 and 2 meg., 4/- each.  
10K and 50K, 3/6 each. 1/2 and 1 meg.  
long spindle double pole switch, 1 meg.,  
long spindle double pole switch, 1 meg.,  
1/2 meg., 5/- P. & P. 3d. each.

Trimmers, 5-40 pt., 5d. 10-110, 10-250,  
10-450 pt., 10d.

Twin-Gang .0005 Tuning Condenser, 5/-  
With trimmers, 7/6.

Twin-Gang .0005, with feet, size 3 1/2  
x 5 1/2 in., 6/6.

3-gang .0005, with feet, size 4 1/2 x  
3 1/2 in., 7/6.

T.V. Coils, moulded former, iron-cored  
wood for re-winding purposes only.  
All-can 1 1/2 in., 1/- each, 2 iron-cored  
All-can 2 1/2 in., 1/6 each. The  
above coil formers are suitable for  
the "Wireless World" P.M. tuner.

Used Metal Rectifier, 200 v. 150 mA.  
6/6 Metal Rectifier, 250 v. 45 mA., 6/-.

Metal Rectifier, RM2 125 v. 100 mA.,  
3/6.

OUTPUT TRANSFORMERS. Standard  
type 5,000 ohms imp., 4/9; 42-1 with  
extra feed-back windings, 4/3. Miniature  
42-1, 3/3. Multi-ratio 3,500,  
7,000 and 14,000, 5/6. 10-watt push-  
pull, 6V6 matching, 7/- 90-1 3 ohm  
speech coil, 6/6.

**SIGNAL GENERATOR**



Coverage 120 Kc/s-84 Mc/s.  
A.2. Mains 200/250v. **£4-19-6**  
or 34/- deposit, 3 pyts. of 25/-  
P. & P. 4/- Extra

**SPECIAL OFFER. VERY LIMITED QUANTITY**


**7-VALVE PUSH-PULL RADIOGRAM CHASSIS**

A.C. MAINS 200/250 v.  
3 wave band, coverage short wave 16-50m, medium wave 187-550m, long wave 900-  
2,000m, 4 controls, volume control on-off, tone control, tuning and wave change with  
gram position. Valve line up X79, W727, two 6H7's, two 6E4's and E230. Output  
7 watts. Size of chassis 16 1/2 in. x 7 in. x 2 1/2 in. Size of scale 12 in. x 4 in. Overall height  
including back plate 7 1/2 in. BRAND NEW. Fully guaranteed. P. & P. 7/6. £9/19 6.

**T.V. CONVERTER**

For the new commercial stations, complete with 2 valves. Frequency can be set to any channel  
within the 186-196 Mc/s band. I.F. will work into any existing T.V. receiver between 42-68  
Mc/s. Input arranged for 60 ohm feeder, EF80 as RF amplifier, EOC81 as local oscillator and  
mixer. The gain of the first stage, R.F. amplifier 10DB. Required power supply of 200 D.C.  
at 25 mA., 6.3 v. A.C. at 0.6 amp. Input filter ensuring freedom from unwanted signals.  
Simple adjustments only, no instruments required for trimming. Will work into T.R.F. or  
superhet. Band Switch, and wire wound gain control. Fully screened in black crackle finished  
case, size 5 1/2 in. long, 3 1/2 in. wide, max. overall height 4 1/2 in. £2/19/6. P. & P. 2/6. As above,  
complete with built-in power supply A.C. mains 200/250 v. £2/2/6. Post & Packing 2/6.

PLASTIC CABINET, as illustrated, 1 1/2 in. x  
6 1/2 in. x 5 1/2 in., in Walnut and Cream, also in  
polished Walnut, complete with T.R.F.  
chassis, 2 waveband scale, station names,  
new wave-band, back-plate, drum, pointer,  
spring, drive spindle, 3 knobs and back,  
22/6. P. & P. 3/6. AS ABOVE, with superhet  
chassis, 23/6. P. & P. 3/6. Either of the  
above kits complete with 5in. P.M. speaker  
and O.P. transformer, 17/6 extra.  
Used metal rectifier, 250 v. 50 mA., 3/6;  
gang with trimmers, 6/6; M. and L.T.R.F.  
coils, 5/-; 3 obsolete ex-Govt. valves, 3 v/h  
and circuit, 4/6; heater, trans., 6/-; volume  
control with switch, 3/6; wave-change  
switch, 2/-; 32 x 32 mfd., 4/-; bias condn.  
scr., 1/-; resistor kit, 2/-; condenser kit, 4/-.  
Used A.C. mains 200/250 volts, 4 valve plus metal rectifier, medium wave superhet in polished  
walnut cabinet, size 12 1/2 x 4 1/2 in., complete with valves 6K8, 6K7, 6Q7, and 6F6. 6 1/2 P.M.  
speaker. Fully guaranteed. P. & P. 7/6. £3/15/-.  
P.M. SPEAKER. 6 1/2 in. closed field, 18/6. 8 in. closed field, 20/6. 10 in. closed field, 25/-.  
3 1/2 in., 16/6. 12 in. closed field, 25/- P. & P. on each 2/-.  
EXTENSION SPEAKER in polished walnut, complete with 8 in. P.M. P. & P. 3/-. 24/6.



B.S.R. MONARCH three speed automatic changer, current model. Brand new. Will take  
7 in., 10 in., or 12 in. records mixed. Turnover crystal head. A.C. Mains 200/250. Pre-  
Budget Price while stocks last. £7/15/- P. & P. 3/-.

1,200ft. High Impedance Recording Tape on aluminium spool. 12/6 post paid.  
RadioGram Chassis, 5 valve A.O./D.C. 3 wave-band superhet 196/255 v. 19-49, 200-550 and  
1,000-2,000 metres. I.F. 470 Kc. Size of chassis 13 x 6 1/2 in., size of scale 7 1/2 x 3 1/2 in. Valve  
line-up 10C1, 10F9, 10L11, U404 and 10P14. Twin mains filter input, 2 dial lights and 8 in.  
P.M. £8/17/6. P. & P. 6/-.

SPECIAL OFFER. 8 in. P.M. speakers, removed from chassis, fully guaranteed. All by famous  
manufacturers. P. & P. 1/6. 12/6.

**3-speed TRANSCRIPTION MOTOR BY FAMOUS MANUFACTURER**

Complete kit of parts comprising accurately balanced precision made heavy turntable  
with rubber mat, large constant speed condenser starter motor, base plate. Can be  
assembled in half an hour. A.C. Mains 200/250 v. **£6 - 19 - 6** Paid  
Fully guaranteed. Parts sold separately.



**40-WATT FLUORESCENT KIT.**  
A.C. mains 230/240. Comprising  
choke, power-factor condenser, 2  
tube holders, starter and starter  
holder. No metal-work or tube.

20-WATT A.C. or D.C. 200/250 v. FLUORESCENT KIT comprising trough in white stove  
enamel finish, two tube holders, starter and holder and barretter. Post and packing 1/6. 12/6.

POLISHING ATTACHMENT for electric drills. Quarter inch spindle, chromium plated 5 in  
brush, 3 polishing cloths and one sheepskin mop mounted on a 3 in. rubber cap. Post and pkg.  
18/6. 12/6. Spare sheepskin mop, 2/6 each.

POTATO AND VEGETABLE PEELER. By famous manufacturer. To suit models A200 and  
A700. Capacity 4 1/2 lb. complete with water pump. All aluminium construction, white stove-  
enamelled finish. Originally intended for adaptation on an electric food-mixer, can be easily  
converted for hand operation. 39/6. P. & P. 3/-.

STANDARD WAVE-CHANGE SWITCHES. 4-pole, 3-way, 1/9; 5-pole, 3-way, 1/9; 3-pole,  
3-way, 1/9; 9-pole, 3-way, 3/6; Miniature type, long spindle, 3-pole, 4-way, 4-pole 3-way and  
4-pole 2-way, 2/6 each. 2-pole 11-way, twin-wafer, 5/-; 1-pole 12-way single wafer, 5/- P.  
& P. 3d.

Iron Traps for Mullard or English Electric tubes, 5/- post paid.  
Standard 465 Kc. iron-cored I.F.s, 4 x 1 1/2 in., per pr., 7/6. Wearite standard, iron-cored,  
465 Kc., I.F.s, 3 1/2 x 1 1/2 in., per pr., 9/6.  
Iron-cored 465 Kc. Whistle Filter, 2/6.  
465 Kc. MIDGE I.F.s, Q-120 size 1 1/2 in. long, 1 in. wide, 1 in. deep by very famous manufacturer.  
Pre-aligned adjustable iron-dust cores, per pair, 12/6.

GARRARD RC/110 3-speed automatic changer, 10 Records,  
turnover crystal head, brand new, current model. A.C.  
mains 200, 250v. (list price £14-10), **£8-19-6** P. & P. 5/-.

**R. AND T.V. COMPONENTS (ACTON) LTD.**

23 HIGH STREET, ACTON, LONDON, W.3  
GOODS NOT DESPATCHED WHERE CUSTOMS DECLARATION IS APPLICABLE  
Terms of Business: Cash with order. Despatch of goods within 3 days from receipt  
of order. Where post and packing charge is not stated please add 1/6 up to 10/-  
2/- up to £1, and 2/6 up to £2. All enquiries S.A.E., lists 5d. each.

Mains Droppers, 0.3 amps., 460 ohms  
tapped 280 and 410, 1/6; 0.2 amp., 717  
ohms, tapped at 100 ohms, vitreous,  
1/6; 0.3 amp. 950 ohms, tapped 700  
and 825, 2/6; 0.2 amp., 1,000 ohms,  
vitreous, tapped, 2/6; vitreous, 0.3  
amp., 700 tapped 680, 640, 600, 3/6.  
P. & P. on each 3d.

T.V. Width Controls, 3/6.  
PERSONAL SHOPPERS ONLY. 9 in.  
Emager, 17/6; 12 in., 27/6.

Germanium Crystal Diode, 1/6, post  
paid. Used 9 in. Tube with ion burn,  
17/6. Post paid.

Line O.P. Transformer in aluminium  
can mounted in rubber, 12/6.

Line and E.H.T. Transformer, 14 Kv.,  
using ferrocart core, complete with  
line and width control, and corona  
shields U37 rectifier winding, 35/-.

Line and E.H.T. Transformer, 9 Kv.,  
using ferrocart core, complete with  
built-in line and width control. Mounted  
on small all-chassis. Overall size  
4 1/2 in. x 7 1/2 in. x 2 1/2 in.

Scan coils, low line low impedance  
frame, complete with frame transformer  
to match above, 27/6. P. & P. 2/-.

Line and E.H.T. Transformer, 9 Kv.  
ferrocart core, EY31, heater winding,  
complete with scan coils and frame  
output transformer, and line and width  
control, 35/- P. & P. 3/-.

As above, but complete with line and  
frame blocking transformers, 5 Henry  
25 mA. choke, 100 mfd. and 150 mfd.  
250 wkg, 350 mA. A.C. ripple. £29/6.  
P. & P. 3/-.

Valve Holders, moulded octal Mazda  
and local, 7d. each. Pavolin, octal  
Mazda and local, 4d. each. Moulded  
B7G, B8A and B9A, 7d. each. B7G  
moulded and B9A with screening can,  
1/6 each.

62 mfd., 350 wkg. .... 2/-  
16 x 24, 350 wkg. .... 4/-  
4 mfd., 200 wkg. .... 1/3  
16 x 8 mfd., 500 wkg. .... 4/6  
16 x 16 mfd., 500 wkg. .... 5/8  
16 x 16 mfd., 450 wkg. .... 3/8  
22 x 32 mfd., 350 wkg. .... 4/-  
25 mfd., 25 wkg. .... 11d.  
250 mfd., 12 v. wkg. .... 1/-  
16 mfd., 500 wkg., wire ends ... 3/3  
8 mfd., 500 v. wkg., wire ends ... 2/6  
8 mfd., 350 v. wkg., tag ends ... 1/6  
60 mfd., 25 v. wkg., wire ends ... 1/9  
100 mfd., 850 wkg. .... 4/-  
100 mfd., 450 v. wkg., 280 mA.,  
A.C. ripple ..... 3/11  
150 mfd., 350 v. wkg., 230 mA.,  
A.C. ripple ..... 4/8  
200 mfd., 275 wkg. .... 7/6  
16 x 16 mfd., 350 wkg. .... 5/3  
50 mfd., 180 wkg. .... 1/8  
65 mfd., 220 wkg. .... 1/6  
8 mfd., 150 wkg. .... 1/6  
60 mfd., 25 v. wkg., wire ends ... 1/9  
50 mfd., 12 wkg. .... 11d.  
50 mfd., 50 wkg. .... 1/8  
Miniature wire ends moulded, 100 pt.,  
500 pt., and .001, each 7d.

Combined 12 in. mask and escutcheon  
lid lightly tinted Perspex. New aspect  
edged in brown. Fits on front of  
cabinet, 12/6. As above for 15 in. tube,  
17/6.

Frame Oscillator Blocking Trans., 4/6.  
Line Osc. Blocking Trans., 4/6.

CHOKES:  
2-20 Hen., 150 mA., 15/- P. & P. 3/6.  
6 Hen., 275 mA., 15/- P. & P. 3/6.  
100 Hen., 40 mA., 15/- P. & P. 3/6.  
250 mA., 10 Henry 10/6; 5 Henry  
250 mA., 60 ohms, 8/6.

Wide Angle P.M. Focus Units. Vernier  
adj. state tube, 15/-.

P.M. Focus Unit for Mullard tubes  
with vernier adjustment. P. & P.  
2/- 15/-.

Energised Focus Coil, low resistance  
mounting bracket, 17/6.

Combined 12 in. mask and escutcheon  
lid lightly tinted Perspex. New aspect  
edged in brown. Fits on front of  
cabinet, 12/6. As above for 15 in. tube,  
17/6.

Frame Oscillator Blocking Trans., 4/6.  
Line Osc. Blocking Trans., 4/6.

CHOKES:  
2-20 Hen., 150 mA., 15/- P. & P. 3/6.  
6 Hen., 275 mA., 15/- P. & P. 3/6.  
100 Hen., 40 mA., 15/- P. & P. 3/6.  
250 mA., 10 Henry 10/6; 5 Henry  
250 mA., 60 ohms, 8/6.

Wide Angle P.M. Focus Units. Vernier  
adj. state tube, 15/-.

P.M. Focus Unit for Mullard tubes  
with vernier adjustment. P. & P.  
2/- 15/-.

Energised Focus Coil, low resistance  
mounting bracket, 17/6.

Combined 12 in. mask and escutcheon  
lid lightly tinted Perspex. New aspect  
edged in brown. Fits on front of  
cabinet, 12/6. As above for 15 in. tube,  
17/6.

Frame Oscillator Blocking Trans., 4/6.  
Line Osc. Blocking Trans., 4/6.

CHOKES:  
2-20 Hen., 150 mA., 15/- P. & P. 3/6.  
6 Hen., 275 mA., 15/- P. & P. 3/6.  
100 Hen., 40 mA., 15/- P. & P. 3/6.  
250 mA., 10 Henry 10/6; 5 Henry  
250 mA., 60 ohms, 8/6.

Wide Angle P.M. Focus Units. Vernier  
adj. state tube, 15/-.

P.M. Focus Unit for Mullard tubes  
with vernier adjustment. P. & P.  
2/- 15/-.

Energised Focus Coil, low resistance  
mounting bracket, 17/6.

Combined 12 in. mask and escutcheon  
lid lightly tinted Perspex. New aspect  
edged in brown. Fits on front of  
cabinet, 12/6. As above for 15 in. tube,  
17/6.

Frame Oscillator Blocking Trans., 4/6.  
Line Osc. Blocking Trans., 4/6.

CHOKES:  
2-20 Hen., 150 mA., 15/- P. & P. 3/6.  
6 Hen., 275 mA., 15/- P. & P. 3/6.  
100 Hen., 40 mA., 15/- P. & P. 3/6.  
250 mA., 10 Henry 10/6; 5 Henry  
250 mA., 60 ohms, 8/6.

Wide Angle P.M. Focus Units. Vernier  
adj. state tube, 15/-.

P.M. Focus Unit for Mullard tubes  
with vernier adjustment. P. & P.  
2/- 15/-.

Energised Focus Coil, low resistance  
mounting bracket, 17/6.

Combined 12 in. mask and escutcheon  
lid lightly tinted Perspex. New aspect  
edged in brown. Fits on front of  
cabinet, 12/6. As above for 15 in. tube,  
17/6.

Frame Oscillator Blocking Trans., 4/6.  
Line Osc. Blocking Trans., 4/6.

CHOKES:  
2-20 Hen., 150 mA., 15/- P. & P. 3/6.  
6 Hen., 275 mA., 15/- P. & P. 3/6.  
100 Hen., 40 mA., 15/- P. & P. 3/6.  
250 mA., 10 Henry 10/6; 5 Henry  
250 mA., 60 ohms, 8/6.

Wide Angle P.M. Focus Units. Vernier  
adj. state tube, 15/-.

P.M. Focus Unit for Mullard tubes  
with vernier adjustment. P. & P.  
2/- 15/-.

Energised Focus Coil, low resistance  
mounting bracket, 17/6.

Combined 12 in. mask and escutcheon  
lid lightly tinted Perspex. New aspect  
edged in brown. Fits on front of  
cabinet, 12/6. As above for 15 in. tube,  
17/6.

Frame Oscillator Blocking Trans., 4/6.  
Line Osc. Blocking Trans., 4/6.

CHOKES:  
2-20 Hen., 150 mA., 15/- P. & P. 3/6.  
6 Hen., 275 mA., 15/- P. & P. 3/6.  
100 Hen., 40 mA., 15/- P. & P. 3/6.  
250 mA., 10 Henry 10/6; 5 Henry  
250 mA., 60 ohms, 8/6.

Wide Angle P.M. Focus Units. Vernier  
adj. state tube, 15/-.

P.M. Focus Unit for Mullard tubes  
with vernier adjustment. P. & P.  
2/- 15/-.

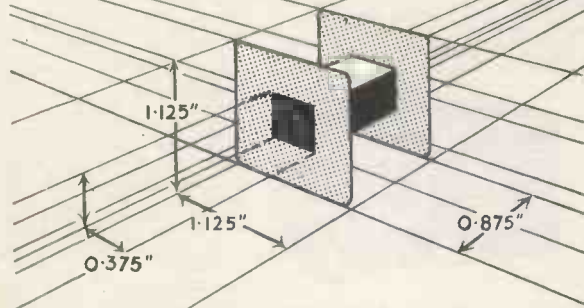
Energised Focus Coil, low resistance  
mounting bracket, 17/6.

Combined 12 in. mask and escutcheon  
lid lightly tinted Perspex. New aspect  
edged in brown. Fits on front of  
cabinet, 12/6. As above for 15 in. tube,  
17/6.

Frame Oscillator Blocking Trans., 4/6.  
Line Osc. Blocking Trans., 4/6.



*Dependable*  
**Delanco**  
REGD.



## SPECIALISED TYPES OF BOBBINS AND COIL FORMERS

We design and make in our own works, the tools for the manufacture of precision-formed bobbins of high strength and low wall thickness.

*These bobbins have a laminated structure with extremely high mechanical strength in relation to weight.*

The specimen illustrated, has a wall thickness of 0.014" and weighs one-sixteenth of an ounce. Such bobbins are suitable for continuous service at 150°C.

# ANGLO-AMERICAN VULCANIZED FIBRE CO., LTD.

CAYTON WORKS, BATH STREET, LONDON, E.C.1.

Phone: CLerkenwell 3271.

Grams: "PROMPSERV," London.

## At Your Service

Even the best instruments sometimes fall. It is then that quick and ready service is appreciated. Our Service Department, operating from new and larger premises, is more than ever ready to "do its job."



THE LARGEST STOCKISTS OF ELECTRONIC  
 INSTRUMENTS IN THE NORTH OF ENGLAND




ADVANCE · AVO · CINTEL · COSSOR · DAWE  
 ELECTRONIC INSTRUMENTS · HIVOLT  
 KELVIN & HUGHES · MULLARD · SARGROVE  
 J. LANGHAM THOMPSON · WAYNE KERR  
 WAVEFORMS ETC.



**F. C. Robinson & Partners Ltd.**  
 122 SEYMOUR GROVE · OLD TRAFFORD  
 MANCHESTER 16 · Telephone CHOrlton 5366

## STEVENAGE RELAYS LTD



- Manufacturers of Type 3,000 relays with contacts and windings to customers' requirements.
- Impregnation, tropicalisation and high voltage insulation available.
- No used or second-hand materials employed.

For particulars apply:

48 DOVER STREET, LONDON, W.1

Grosvenor 1716





# FOR VALVES—GUARANTEED NEW AND BOXED

0Z4	6/-16F13	13/6	954	5/8	EBF80	11/6	PY80	10/-
1A3	6/-6F14	12/6	955	5/8	ECC31	8/6	PY81	11/6
1A5GT	6/6-6F15	13/6	956	2/-	ECC34	12/6	PY82	10/6
1A7	11/6-6G6G	4/-	10C2	2/6	ECH35	13/6	QP21	7/6
1C5GT	8/9-6H6	3/6	10F1	4/9	ECH42	10/6	SP22	6/-
1H5GT	10/6-6J5/GT	5/-	10F9	3/6	ECL80	10/6	SP20	6/6
1L4	6/6-6K15M	6/6	10P13	12/6	EF22	8/6	U10	9/-
1LD5	6/9-6L6	7/6	12A6	12/6	EF41	11/6	U22	8/-
1R5	8/-6J7G	6/6	12AH7	12/6	EF42	13/6	U25	13/6
1S5	7/6-6K6GT	6/6	12A6	11/6	EF80	10/6	U329	13/6
1T4	7/6-6K7G/GT	5/9	12AT7	6/9	EL2	12/6	U403	10/-
1U5	8/-6K7	8/9	12AU7	6/9	EL35	7/6	U404	9/-
2X2	4/-6K8G	8/9	12AX7	9/6	EL41	11/6	UB41	8/-
3A4	7/-6K8GT	9/6	AZ1	10/6	EL84	12/-	UBC41	11/-
3Q4	9/6-6L1	13/6	12BA6	10/6	EM34	11/6	UCH42	11/-
3Q5	10/-6L6G	9/-	12BE6	10/6	EM80	13/-	UF41	11/6
3D6	5/6-6L7M	7/6	12BH7	12/6	EY51	13/6	UL41	11/6
3S4	8/6-6N7	7/-	12C8	10/-	EZ40	10/6	YQ4	10/6
3V4	8/6-6O7G/GT	9/-	12H6	8/-	EZ41	11/-	VR21	3/-
4D1	3/-6SA7GT	8/-	12J5	5/-	E1148	2/-	VR54	2/-
42	8/-6S7	7/6	12J7	9/6	EY91	7/-	VR55	7/6
5U4G	8/6-6SH7	6/-	12K7	9/6	FW4/500	10/-	VR56	6/-
5Y3GT	8/6-6S7JGT	6/-	12K8	11/6	GZ32	12/6	VR57	8/-
5Z3	8/6-6SK7	5/6	12Q7	9/6	H30	5/-	VR65	3/6
5Z4G	8/6-6SL7	8/-	12SC7	9/6	HL2	5/6	VR65A	3/3
6A7	10/6-6SN7	8/-	12SG7	7/6	HL23DD	7/6	VR66	3/9
6A8G/GT	10/6-6SQ7	9/3	12SH7	5/8	HP211C	6/9	VR91	5/6
6AC7	6/6-6SS7	8/-	12S7	7/6	IN5GT	11/6	VR91SYL	7/8
6AG5	6/6-6U4GT	15/-	12SK7	6/6	KL35	8/6	VR92	2/-
6AK5	6/6-6U5G	8/6	12SQ7	8/6	KT2	5/-	VR105/30	7/8
6AL5	7/-6U7G	9/6	12SR7	7/6	KT66	10/6	VR119	4/-
6AM5	5/-6V6G/GT	7/6	20D1	10/6	KTW61	7/9	VR136	7/-
6AM6	7/6-6X4	8/-	20F2	12/6	KTW63	8/6	VR137	5/8
6AQ5	9/-6X5G/GT	7/9	20L1	12/6	KTZ41	6/-	VR150/30	8/6
6AT6	8/9-7B6	9/6	25L0GT	8/6	LP220	6/9	VP23	8/-
6B4	6/6-7B7	9/6	25U4GT	10/-	MH4	5/6	VS70	3/-
6B8	4/-7C5	8/6	25Y5G	9/6	MS/PEN	15/-	VT501	6/-
6BA8	8/-7C6	9/-	25Z4G	8/6	P41	9/-	UJ39	8/8
6BE6	8/-7H7	8/-	25Z6GT	8/6	P215	5/-	UJ44	9/-
6BR7	9/6-7Q7	8/-	35L6GT	9/-	PEN25	8/-	UJ111	3/6
6BW6	8/6-7R7	8/6	35W4	10/-	PEN46	8/6	UJ120A	3/6
6C4	7/-7S7	9/-	35Z4GT	9/-	PEN20A	4/-	W77	8/6
6C5GT	7/6-7Y4	8/6	50L0GT	9/-	PC84	13/6	W61	8/-
6C6	6/6-7T	10/6	AC/PEN	6/6	PCF80	13/6	X65	10/8
6C9	10/-77	8/-	AC6/PEN	6/6	PCF82	12/6	X86	9/-
6D3	7/6-80	8/6	ATP4	6/6	PCL83	12/6	Y83	9/-
6D6	7/6-807	6/6	DH73M	10/-	PL81	13/6	150A(B)	4/8
6FG	7/6-8D2	2/9	EAF42	12/6	PL82	11/6	12SC7	2/8
6F6M	8/6-8D2	3/9	EB41	8/-	PL83	13/-	AZ31	10/8
6F11	13/-9001	5/6	EBC41	11/-	PP225	5/-	5R4GY	9/8

**TELETRON BAND III CONVERTER COIL SET**  
Mk. 2 CASCODE WITH CIRCUIT AND PRACTICAL WIRING DIAGRAM. Descriptive leaflet available, 3d. ea.

**TELETRON FERRITE AERIALS**  
Long and Med. Wave, 12/6. Med Wave, 8/6 ea.

\*\*\*\*\*

**PUBLICATIONS, ETC.**  
No. 124—Bernard's Radio Manual "At A Glance Equivalents" "More than 8,000 Valves listed. All Equivalents shown on one line. Army, Air Force, Navy types. \*Complete CV to Commercial Listing 5/- ea.

No. 134—F.M. Tuner Construction, by W. J. May. "Easy to Build, Point to Point Wiring." "Super High Fidelity Response." 32 Pages. \*All Components for this Circuit available ex Stock. 2/6 ea.

No. 138—How to Make Aerials for TV (Band 1 and 3) and V.H.F. (Band 2). Data or all Channels. Ten different designs for local and fringe areas 2/6 ea.

No. 135—All Dry Battery Portable Construction. \*Simple and cheap to build. \*Point to point wiring. \*Dual Ferrite aerial for high sensitivity 2/6 ea.

No. 100—A Comprehensive Valve Guide, Book No. 1. 5/- ea.  
No. 121—A Comprehensive Valve Guide, Book No. 2 (Characteristics and Base Connections). 5/- ea.

No. 103—Radiotolder "A". The Master Colour Code Index for Radio and Television 1/6 ea.

No. 114—Radiotolder "E". An Inexpensive Tape Recorder 2/6 ea.

\*\*\*\*\*

**T.S.L. COMPONENTS FOR BERNARD'S F.M. TUNER**  
V.H.F. Unit Gortier type UT340. 45/- + 14/9 P.T.  
Inter-stage I.F. Transformer Gortier type UF376 (11749) 7/- ea.  
Ratio Discriminator Transformer. Gortier type URF377 10/6 ea.

**T.S.L. High Stability Resistors.**  
Type R. 1/2 w. 10% 6d. ea.  
1 w. 10% 9d. ea.  
Drilled Chassis 10/6 ea.  
T.S.L. F.M. Dial. Specially designed for use with UT340 V.H.F. unit 37/6 ea.  
Control Knobs. Pekalit type 4000. Brown with gilded centre plate. 1/6 ea.

**T.S.L. ELECTROSTATIC LOUDSPEAKERS**  
Type LSE100. Size 5in. x 4in. x 1in. Capacity 1,100 pF. D.C. volts 60 max. Audio volts 60 max. effective. Test voltage 440 v. 50 c/s. Price 21/- (not subject to P.T.).  
Type LSE 75. Size 3in. x 3in. x 1in. Capacity 800 pF. D.C. volts 300 max. Audio volts 60 max. effective. Test voltage 440 v. 50 c/s. Price 12/6 (not subject to P.T.).

**T.S.L. Electrostatic Speakers** reproduce those missing frequencies beyond 8-10 Kc/s and reproduce frequencies up to 20 Kc/s. By adding one or more of these units to existing domestic loudspeaker systems, the remarkable quality of the V.H.F. transmission and the superb brilliance of modern L.P. recordings can be faithfully reproduced. Full instructions for incorporating these speakers into existing installations are included with every speaker.

Hunts type W99 Condensers. .002 mfd. 350 v., .005 mfd. 150 v., .001 mfd. 350 v. all 6d. ea.

Hunts Type A305 Condenser. .05 mfd. 250 v. 6d. ea.  
TEC Metallite Type CP33N. .02 mfd. 350 v. 8d. ea.  
Double knob type volume control. 1/2 meg plus 1/2 meg with double pole switch 7/- ea.  
Westector Type WX6. Wire ends. 2/9 ea.  
Assorted Resistors (all Brand New) per 100 20/-

**ERIE CERAMICONS ± 10%**  
Type N750 K. 12 pF, 39 pF, 5 pF, 6.8 pF. 6d. ea.  
Type N750M, 180 pF. 6d. ea.  
Pencil Rectifiers, Type J10. 2/- ea.  
Amplion Volume Controls, 2 meg. 8.P.S. 3/6 ea.

Extension Speaker Volume Controls 1/3 ea.  
Open type Tag Board, take nine components, with fixing feet. Size 4in. x 2 1/2in. 9d. ea.  
Vibrator Clips (Standard) 5d. ea.

Double Fuse Holders, Panel Mounting, for two 1 1/2in. fuses 2/6 ea.

**PUSH BACK WIRE**  
Colours available: White, Yellow, Brown, Black, Pink, 7 and 14 stranded 2d. yd.

**NINE-INCH TUBE MASKS**  
White (soiled condition) 4/9 ea.

**INDICATOR LAMPS**  
Single hole fixing (red only) 3/- ea.  
Spring fixing type 9d. ea.  
"Aerovox" Condenser Clips 1d. ea.  
Paper Block, 10 mfd., 450 v. 4/- ea.

**JUNCTION BOXES**  
Type 5X/2334\* 20 way. 1/6 ea.

**RECORDING TAPE, 1,200ft.**  
"Puretone" 17/6 ea.

**NEEDLE CUPS**  
For Gram Needles (Bakelite) 1d. ea.  
Alladin Coil Formers 4in., complete with Iron Dust Cores. 9d. ea.  
Alladin Coil Formers 1in., complete with Iron Dust Cores. 6d. ea.  
Ceramic Coil Formers, 1in. dia., 1in. long, 4 ribs 4d. ea.  
Paxolin Coil Formers 1in. dia., 2 1/2in. long. These have been removed from R.A.F. Beam Approach Equipment and are in some cases complete with Trimmers 3d. ea.

Crystal Diodes, Plastic Case, Wire Ends 1/- ea.  
Bulgin 7 Pin Plug and Socket. 1/6 ea.

Bulgin Choke 10 M/A, 18 H, total resistance 3,700 ohms with Tap at 1,800 ohms 1/9 ea.

Midget Choke, 25 H, 500 M/A 15 ohms 2/- ea.  
Midget, 10 H, 250 ohms, 10 M/A. 2/- ea.

Denco T.R.F. Coils, Type "C" Red and Blue 7/- pr.  
Ion Traps, Type IT6, 35 mm. 2/9 ea.

Micro Switch, Type 65/1910, Ball Type Interrupter Switch. 3/6 ea.  
Pointer Knobs (Black) 7/6 ea.

**LF TRANSFORMERS**  
Radiocraft I.F.s. 465 Kc/s with compression trimmers, solid construction, a real quality job. Size: 3in. x 1 7/16in. 12/- pr.  
As above, 100/127 Kc/s. 12/- pr.  
Phillips Round Type, 470 Kc/s. 8/- pr.  
Wearite Type 501A and 502, 465 Kc/s. 10/- pr.  
Surplus Type, 465 Kc/s. 8/9 pr.

**THE JACKSON S.L. 16 DRIVE**  
A general purpose slide rule Drive for F.M./V.H.F. Units, short-wave converters, etc. Printed in three colours on aluminium, with a 0-100 scale and provision is made for individual calibrations. Travel of pointer 4 1/2in. Scale plate 7in. x 4in. Scale aperture 5 1/2in. x 1 1/2in. Price 11/6.

**MAINS TRANSFORMERS 3-WAY MOUNTING TYPE**  
MT1  
Primary: 200-220-240 v.  
Secondary: 275-0-275 v.  
80 M/A 0-6-3 v. 4 amp., 0-4 v. 2 amp. Both tapped at 4 v. 17/6 ea.

MT2  
Primary: 200-220-240 v.  
Secondary: 350-0-350 v.  
80 M/A 0-6-3 v. 4 amp., 0-5 v. 2 amp. Both tapped at 4 v. 17/6 ea.

MT3  
Primary: 200-220-240 v.  
Secondary: 30 v. 2 amp.  
Taps at 3 v., 4 v., 6 v., 8 v., 9 v., 10 v., 15 v., 18 v., 20 v., 24 v. 17/6 ea.

\*\*\*\*\*  
**SPECIAL PURCHASE**  
G.E.C. CABINET LOUDSPEAKERS. Cat. No. BC1955. 8in. P.M. Moving Coil Loudspeaker Unit, 2/4 ohms, with Volume Control. Price 60/- each.  
\*\*\*\*\*

The new ALPHA Catalogue is now available. Send 6d. in stamps for your copy.

Walnut finished speaker cabinet for 5in. speaker units, rubber feet expanded metal fret, complete with back, size 7 1/2in. x 5 1/2in. x 8 1/2in. Price 16/6.

Scanning coils 12in. type in high impedance, 22/6 set.

Focus units R17, R20, R25, 15/- each.

Midget output transformers for 354 type valves, etc., 4/6 each.

**CONTROLS WITH DOUBLE-POLE SWITCH.** 25 K ohms, 50 K ohms, 1/2 meg ohms, 1 meg ohms, 1 meg ohms, 2 meg ohms. All 4/9 ea.

**CONTROLS WITH SINGLE-POLE SWITCH.** 10 K ohms, 100 K ohms, 1 meg ohms, 1 meg ohms, 1 meg ohms. All 3/9 ea.



**5/6 VINCES CHAMBERS  
VICTORIA SQUARE  
LEEDS!**

**TERMS:** Cash with order or C.O.D. Postage and Packing charges extra, as follows: Orders value 10/- add 9d.; 20/- add 1/-; 40/- add 1/6; £5 add 2/-; unless otherwise stated. Minimum C.O.D. fee and postage 2/3.  
**MAIL ORDER ONLY**

**SAMSON'S SURPLUS STORES**

**38FT. AERIAL MASTS.** R.A.F. Type 50. Complete kit consists of 9 tubular steel sections. Length 4ft. Dia. 2in. Set of pickets. Top plate. Base plate. Guys and all fittings. Supplied new in canvas carrying bags. Ideal for T.V. aerial masts. £7/10/-, carr. 7/6. Extra sections 15/- each, carr. 2/-.

**TELEPHONE CABLE TYPE D3 TWIN.** 1/2 mile drums, 65/-, carr. 7/6.

**TELEPHONE CABLE TYPE D8 TWIN.** 1 mile drums. £7/10/-, carr. 10/-.

**Commando assault telephone cable.** P.V.C. 1,000-yard drums. Ideal telephone cable and very useful for the home and garden. 12/6 per drum, p. and p. 1/6.

**ARMY FIELD TELEPHONES.** Type D5. Buzzer calling. Complete with hand set and batteries. Built-in strong metal cases. Suitable for farms, building sites, workshops, etc. 49/6, carr. 3/-.

**SPECIAL OFFER OF HIGH GRADE BLOCK CONDENSERS.** Brand new, tropically packed in maker's cartons, T.C.C. 10 mfd. 500 v. wkg. at 140 degrees F. Sub chassis mounting, 8/-. T.C.C. 0.5 mfd. 2,000 v. wkg. at 60 degrees C., 3/6. G.E.C. 8 mfd. 600 v. wkg., tropical, 6/6. B1 4 mfd. 800 v. wkg. at 100 degrees F., 5/6. P.P. on all conds. 9d.

**BERCO W.W.,** 1,000 ohm. 10 watt 3 1/2 in. dia. Pots 8/6, p.p. 9d.

**6FT. TUBULAR HEATER.** Suitable for Garages, Greenhouses, Aviaries, Loftis, etc., 230-250 v., 360 watts, 3 dia., 47/6, carr. 2/6. 12ft. long, 24/10/-, carr. 4/-.

**LOW WATTAGE 230 v. IMMERSION HEATERS.** Comprises high grade element in brass cylinder, 350 watt, length 8in., dia. 1in. 6/6, p.p. 6d.

**250 WATT RECORD BOND TESTERS.** Zero to 1 ohm., 17/6, p.p. 2/-.

**HEAVY DUTY L.T. TRANSFORMERS.** Pri. 230. Sec. 11 v. 150 amps., £7/10/-, Carr. 10/-.

Pri. 230-230 v. Sec. 50 v. 40 amps., £6/10/-, carr. 10/-.

Pri. 200-230 v. Sec. tapped 10 v.-12 v. 16 amps., 32/6, carr. 4/-.

**AMAZING OFFER!** First time on surplus market. **MINIATURE ACCUMULATORS** made by Willard Co. 35 v. 0.2 A.H. size 3 1/2 in. x 1 1/2 in. x 3/4 in. Weight 6 1/2 oz., 5/-, p.p. 6d. 6 v. 1.2 A.H. size 3 1/2 in. x 1 1/2 in. x 3/4 in. Weight 4 1/2 oz., 7/6, p.p. 6d. Or set of three 36 v. and one 6 v. in sealed container, £1, p.p. 1/3. Brand new and uncharged. Easily filled with hypodermic syringe.

**EX-ARMY MEDICAL HYPODERMIC SYRINGES.** Brand new 1 c.c. with needle, 4/30, p.p. 6d. 10 c.c. with needle, 7/6, p.p. 6d. Extra needles, 5 for 2/-, p.p. 6d.

**PACKARD ROLLS ROYCE COOLANT PUMPS.** A Turbine type pump driven directly from a splined socket. Brand new in maker's cartons, 35/-, carr. 2/6.

**DOUBLE ANGLE SERVO UNIT ASSEMBLY** for bomb sight computer T1. Comprising 27 volt double ended geared motor and reversing assembly, 32/6, carr. 2/-.

169/171 Edgware Road,

London, W.2. Tel.: PAD 7851

125 Tottenham Court Road, W.1.

Tel.: EUS 4982

All orders and enquiries to our Edgware Road branch please. This is open all day Saturday.

**RE-OPENING AGAIN— AFTER 8 MONTHS CLOSED**

**MULTI-RANGE TEST METERS** by Weston, Radio City Products and other well-known makers.

**SPECIAL OFFER** of Constructor's parcel of 100 assorted resistors comprising 1/2, 1, and 2 watt from 10 meg.-22 ohms. 12/6.

**MEGGER SAFETY OHMMETERS.** Perfect, £3.

**H.R.O. SENIOR RECEIVERS.** With A.C. P.P., 5 coils, £28.

**D.S.T. 100 RECEIVERS,** as new. Coverage is 7 bands from 30 Mc/s. to 50 Kc/s., £20 each.

**HALLICRAFTERS SX28, S27, S41, S38, etc.** Perfect cond. AR88LF, AR88D, CR100, from stock. R1155 RECEIVERS and "N" models available, new.

**CANADIAN R.103 RECEIVERS,** as new, modified, for A.C. working, £14.

**LELAND R.F. WOBULATOR,** perfect order, £10.

**A.C./D.C. MOTORS,** suitable for dweing machines, 47/6 each.

**A.C./D.C. 12 v.-15 v. MOTORS,** long spindle for models, 15/- each.

**NEW M/C MICROPHONES,** hand type, with 12 yds. heavy duty screened cable, £3 each.

**TEST EQUIPMENT.** We hold a comprehensive stock. Multi-range meters at 1,000 and 20,000 o.p.v., valve testers, signal genes.

**10,000 OHMS POTENTIOMETERS,** large size, by Colvern, enclosed, 8/6 each. 100 k., 15 w., 9/6 each.

**MAINS TRANSFORMER.** 350-0-350 v. Ellison at 120 mA. 6.3 v. 5 a., C.T. 5 v. 3 a., 37/6. Full range of all types of Ellison products in stock.

**F.M. DEVIATION METER,** in perfect working order, £20.

**6 VOLT (3 at 2 v.) BOXED ACCUMULATORS,** 14/-.

**H.R.O. COILS,** 46-96 Mc/s., etc., at £2/5/- per coil.

Your post enquiries welcomed. S.A.E. for reply, please. Orders, C.W.O. or Pro-forma Invoice, no C.O.D. Prices quoted do not include carriage and packing.

Callers welcomed—all stock must be sold within six months. Great Bargains.

**SERVICE RADIO SPARES**

4, LISLE STREET, LONDON, W.C.2

Telephone: GERrard 1734

**RCA TRANSMITTERS.** Type ET-4331. 1 kW. (telephone); 1.4 kW. (telegraph). Frequency range 3 Mc/s to 20 Mc/s.

**S.C.R. 399** complete with petrol generator P.E.95G (10kw.).

**BC610 TRANSMITTERS** with speech amplifier, aerial tuning unit, etc. Brand new.

**RCA TRANSMITTERS.** Type ET-4336. Complete with original speech amplifier, crystal multiplier and VFO units. Unused and re-conditioned. Can be supplied with very large quantity of spares.

**RCA TRANSMITTERS.** Type ET-4332 modified by R.A.F. for use on crystal or master oscillator. Complete with speech amplifier.

**MULTI-CHANNEL TRANSMITTER T-4/FRC,** with modulators MD-1/FRC, 2 Mc/s to 18 Mc/s. Each channel 400 w. output. W.S. No. 19 & 22. Both complete with installation kit. Tropicalised. New.

**MAGNETO 10 LINE U.C., 40 Line F & F TELEPHONE SWITCHBOARDS** (complete).

**MARCONI SIGNAL GENERATORS** Type T.F. 144G. As new, checked.

**A.R.88Ds, BC.312, BC.342, R.109.**

**METAL RECTIFIERS** Type IB, D.C. output 10 amps at 22 v., Input 200/250 v., 50 c/s.

All above items in excellent working condition. Working demonstration upon request.

**SPARES** A large selection available for SCR399 (BC610), ET4336, SCR610, EEB Telephones, and Teleprinters type 7B.

**TX VALVES** 805, 807, 813, 861, 66A, 100TH, 250TH, and many others.

Large stock of Tx condensers, crystals and other components.

**P.C.A. RADIO**


New Address, Offices and Works

BEAVER LANE, HAMMERSMITH, LONDON, W.6

Telephone: RIV 8006/7

**New! Click! and it's in! AMAZING SELF-BUILD FURNITURE**

**PARTS FIT LIKE MAGIC SEE HOW EASY IT IS!**



Anyone can make it! Saves Pounds! No skill, no special tools!

Think of it! High-grade furniture—mainly in SOLID Oak, Walnut, or Mahogany—for about half the cost of ordinary furniture! Our free book tells you just how it's done...

...how to save pounds with wonderful Furni-Kit. Absolutely no skill needed—just a screwdriver and hammer and you... your wife... anyone... can assemble it in no time. There's a whole range of lovely things for your home—everything from a luxury Needlework Cabinet on rubber-tired wheels to a big Kitchen Cabinet. The prices will astonish you.

Send for fascinating FREE BOOK in colour You owe it to yourself to read this remarkable book. Find out how you can save pounds and pounds with Furni-Kit and have furniture that is so much better. The book is fully illustrated with real photos and gives dimensions, details of easy terms—in fact, everything you'll want to know about this thrilling new idea. Send for your copy today—FREE.

**YOU MUST READ THIS BOOK**

Yes... Please send me free book

NAME \_\_\_\_\_

ADDRESS \_\_\_\_\_

(WS/8)

**Free! FURNI-KIT**  
LUXURY SELF-BUILD FURNITURE  
Dept. WS/8 29/31, Wright's Lane, Kensington, W.8

**Parts fit like magic! No skill needed!**

**MAINLY IN SOLID OAK WALNUT OR MAHOGANY**

- Needlework Cabinets
- Kitchen Cabinets
- Tea Trolleys
- Occasional Tables
- Bookcases
- Bedside Cabinets
- Nursery Furniture
- Bathroom Furniture
- Etc. Etc.
- SUPERB QUALITY**



# BATES SURPLUS STORE

**SANGAMO WESTON.** 0-1 m/a. meter. Knife edge. Pointer 4in. cir. Panel mounting flush. 45/- each. 2½in. cir., 17/6 each.

**MAINS TRANSFORMERS.** Input volts. 100-110-200-210-230-240-250. 50 crs. Output volts. 300-0-300 at 100 mA. 0.5-4 v.-5v.-6 v.-7 v. at 1 amp. 50 v. at 15 mA. 5 v. 3 amps. 6.3 v. at 5 amps. (Services ratings) 25/- plus 2/6 carr.

**V.H.F. RECEIVERS.** 140-170 meg. Valve line up 5Z4 EB34 EC52, CV63, 2-P61, 6-SP61, 3-VR92, J.50 rect., 17/6 each, carr. 5/-.

**P.O. RELAYS.** 3000 ser. 6000 ohm. 2 C.O. 7/- each. 600 ser. 1000 ohm. Single. com. very sen. type at 3/6 each. Londex Type 24 v. 2 B at 3/6 each.

**V.H.F. RECEIVER TYPE I392A** 100-150 Mc/s. 15 valves, 2 R.F. 3 I.F. Op. I.F. = 4.86 Mc/s. Bandwidth ± 25 Kc/s 9 + 6 D.B. Down. Voltages 250 v. at 80 m/a., 6.3 v. at 4 a. A supersensitive receiver 45/10/- each. C.P. England Scotland Wales only.

**T.R.F. RECEIVERS BATTERY.** Type R1545, 4 valves, type ARP12. "VP23" covering distress band. New, 27/6 each. Carr. 2/6.

**BENDIX RECEIVER, TYPE RA10.** Brand new. 8 valves, all metal types, one each 6K8, 6R7, 6K6 6C5 6H6, 3 or 6SK7, complete with all valves only 43/10/- each, carr. 7/6.

**COLVERN W.W. POTS.** 5K and 50K, 2/6 each.

**YAXLEY S.W.** 3 pole, 6 way, 3 bank, 3 for 4/6.

**VU39 (MU14)** 7/- each. 6AC7 4/- each. KT36 6/- each. 6SN7 8/- each. Set of 5 SP61S 7/6.


**PHILLIPS TYPE 39992/13 PORTABLE RADIATION MONITOR.** Simplified transportable Beta/Gamma Monitor. Suitable for checking Radioactive contamination. Can also be used as rough-Gamma Ray dose meter. Incorporating non-self quenched Giger counter tube with suitable electronic circuits, a meter being used to indicate radiations. Mains operated 220 v.-110 v. Price 42/10/- each.

**PROBE UNIT TYPE P.R.200.** Compact Head. Amplifier enabling G.M. tubes to be worked remotely from scaler or power unit with a gain of up to 25 times, 43 each.

**49 IVY STREET - BIRKENHEAD**  
(by main Tunnel entrance)

## PRE-SET CONTROL LOCK

Designed to lock the spindles of pre-set potentiometers or trimmers without rotational or lateral displacement of shaft.



Will accept wide range of panel thicknesses.

**TYPE P**

Very attractive appearance for panel mounting.



**TYPE C**

Send for leaflet 12.



## "KNOB LOCK"

The ideal method of locking panel mounted controls. Positive guard against vibration etc.

This development of our popular pre-set control lock is finished in black plastic and embodies control knob and instantaneous finger-tip locking knob.

Send for List No. 52

**SUTTON COLDFIELD ELECTRICAL ENGINEERS**  
Reddicap Trading Estate, Sutton Coldfield. 'phone SUT 3038 & 5668

## THE BRITISH NATIONAL RADIO SCHOOL ESTD. 1940

NOW IN OUR SIXTEENTH YEAR AND STILL

### NO B.N.R.S. STUDENT HAS EVER FAILED

to pass his examination(s) after completing our appropriate study course.

**FREE TRIAL LESSON, QUESTIONS and MODEL ANSWERS**

—Radio, Radar, Telecoms., Maths., Physics, Mechanics and TELEVISION

State subject and grade of any special interest.

A.M.Brit.I.R.E. and CITY and GUILDS Radio and Telecommunications Exams., etc., etc.

**PRINCIPAL,**  
**BRITISH NATIONAL RADIO SCHOOL**  
2, CANYNGE ROAD, CLIFTON, BRISTOL, 8  
Tel. BRISTOL 34755

**FOR MODEL CONTROL**—12 v. D.C. geared motor with 4 relays operating independent clutches and speeds. Overall size 4in. x 3½in. x 3in. Weight 28 ozs. Uses only 75 mA. 17/6.  
**VALVES.** Ex-U.S.A. New 807 8/6. 5U4, 9/3. EF50 5/6. Br. SP61 3/9.

100 yds. fine braided **COPPER WIRE**, wound on fishing rod type reel, 3½in. x 1½in. 6/6.

**RHEOSTATS.** 12 v. 1 a., 2/6. 12 v. 5 a., 10/6.

**NEW AC/DC MOTORS.** 24 v. 2 a. 6 x 2½in. Spindle 1 x ½in., 18/6.

**NEW FREQUENCY CRYSTALS.** 10/6 each. Lists sent on request.

**MAINS TRANSFORMERS.** Input 200/240 v. Output 350-0-350 or 250-0-250 volts 80 mA. and 4 and 6.3 v. 4 a. and 4 and 5 v. 2 a. Price 22/6. Input 200/240 v. Output tapped 3, 4, 5, 6, 8, 9, 10, 12, 15, 18, 20, 24, 30 volts, 2 amp., 22/6. Output 17-11-5 volts 5 amp., 22/9. Output 17-11-5 v. 1½ a., 16/6. 6.3 v. 2 a., 8/6. All with one year's guarantee.

**D.P.D.T. RELAYS.** Operate at 200/300 volts D.C., 8/6. We can supply any type of relay to your requirement.

**NEW SELENIUM RECTIFIERS.** F.W. 12/6 volts 3 amps., 14/9; 4-amp., 25/6; 6 amp., 30/-; 1 amp., 8/6; 12 v. 100 mA., 3/-; H.V., 250 v. 100 mA., 9/-; 250 v. 275 mA., 17/6.

**GERMANIUM or SILICON CRYSTAL DIODES,** 3/9.

**M.C. MICROPHONES** with matched Trans., 15/6.

**NEW ELECTROLYTIC CONDENSERS,** 60-250 MFD. 275 v., 10/6.

**L.R. ARMY HEADPHONES,** 9/6.

**TIME DELAY RELAYS.** We specialise in units giving varying time constants. Please send us your requirements or problems.

**FISHING ROD AERIALS.** Set of 3 7/6, set of 2 5/-. Plus 1/6 rail charge.

**VCR97 TUBES.** Brand new, in original crates, picture tested, 45/-.

**SPECIAL OFFER SELENIUM RECTIFIERS.** 12 v. 16 amp., full wave, 50/-.

**CARBON TWIST DRILLS.** Set of 9, 1/16 to 3/16, or 1/16 to ½ set 7, 3/6.

**MINIATURE RELAYS.** 10 amp. Silver Contacts, 12 or 6 v. D.C. Types S.M. 7/6, S.M. or B. or S.C.O., 8/6. Post paid.

**AMERICAN IFF-TX/RX UNITS.** New condition, containing 6 6SH7, 3 7193, 2 6H6 Valves. Tunes approx. 160 Mc/s. To clear, 30/-.

**UNISELECTOR SWITCHES.** 6, 12, 24 and 50 volt 50 point, 3 level, 23/6.

**P.O. VEEDER COUNTERS,** 24-50 volt D.C. 0-9999, 15/6.

All Carriage Paid in the U.K. from Dept. W.W.

Lists gladly sent on request.

**THE RADIO AND ELECTRICAL MART**  
309, HARROW ROAD, WEMBLEY, MIDDLESEX,  
nr. THE TRIANGLE  
Phone: WEMBLEY 6655



*Train for a wonderful  
future in—*

## **ELECTRONICS**

**Train to meet the need for pioneers in this expanding field.**

Every day the demand for the expert in electronics grows. Radio, television, radar and the whole field of industrial automation are rapidly expanding, and the trained specialist assures for himself a well-paid career in this quickly developing profession. Here is your opportunity to enter for

### **3-year Course in Telecommunication Engineering**

(including opportunity for nine months' practical attachment in E.M.I. Laboratories and Workshops). Final qualification is the City and Guilds Full Technological Certificate.

Next course commences September 11th, 1956.

## **E. M. I. INSTITUTES**

Dept. 127H, 10 Pembridge Square, London, W.2.

Telephone: BAYswater 5131/2.

The College associated with a world-wide electronics industry, including 'His Master's Voice,' Marconiophone, Columbia, etc.

IA44

## **PILOTLESS AIRCRAFT**

The Research Department of Short Brothers & Harland Limited, is engaged in the development of an interesting system of Automatic Control for Aircraft. For men with a flair for small electrical devices, gyros, accelerometers and instruments, there are vacancies in the Electro-mechanical Section for Senior Engineers, Engineers and Technical Assistants.

### **QUALIFICATIONS**

**SENIOR ENGINEERS:** a good degree, at least five years' engineering development experience and ability to control fully a project involving a team of development engineers.

**ENGINEERS:** a degree or equivalent and several years' engineering experience and capacity to develop equipment from the original idea to the prototype stage with minimum supervision.

**TECHNICAL ASSISTANTS:** H.N.C. or equivalent with practical experience in their particular fields.

Experience desirable, of one or more of the following: Servo-mechanisms; auto-pilots or auto-stabilisers, analogue computing devices, etc.

These are permanent positions in an expanding organisation with new well-equipped laboratories. Good salaries and prospects for men with initiative, pension scheme, assistance with removal expenses from Great Britain and with housing.

Apply with details of age, qualifications, experience and salary required to: Staff Appointments Officer, P.O. Box 241, Belfast, quoting S.A.111.



Radio Manufacturers in N. London require Electronic Engineers and a Qualified Physicist for original work in connection with Semiconductor materials, circuitry, etc. (including transistors) and for development of wide range of Electronic devices.

(a) Applicants for the Engineering posts should have (for senior appointments) technical training to degree standard with experience in research or development work of this kind.

or (b) Sound education and technical training to standard of City and Guilds Full Technological Certificate or equivalent

In both cases consideration will be given to applicants who, whilst not possessing the above qualifications, can show to the company's satisfaction that they have equivalent knowledge and the ability successfully to pursue the projects contemplated. This concession applies mainly to those in the older age groups who have correspondingly greater practical experience.

Applicants should give full details of education, technical training, experience, age and salary required to Box 7437.



## **TRAIN TO BE A RADIO & T.V. ENGINEER**

*ready to meet F.M., V.H.F. and Colour  
Television developments.*

Now is the time to learn the theoretical and practical principles and so ensure your future in this rapidly expanding field of Electronics.

### **ONE-YEAR COURSE**

### **IN MODERN RADIO & T.V. TECHNIQUES**

A full-time day course in the Principles and Practice of Radio and Television. Next course commences on 22nd May, 1956.

## **E. M. I. INSTITUTES**

Dept. 127c, 10 Pembridge Square, London, W.2.

Telephone: BAYswater 5131/2

The College associated with a world-wide electronics industry including 'His Master's Voice,' Marconiophone, Columbia, etc.

IA27

## THE WEST COUNTRY

offers exceptional opportunities to

### ENGINEERS

for research and development in a challenging new RADAR field associated with GUIDED MISSILES.

The vacancies are in an expanding project offering good prospects for the right men. Working conditions are ideal, the laboratories being housed in a new building designed for the purpose, close to the attractive West Country City of WELLS.

SENIOR, INTERMEDIATE and JUNIOR STAFF are required, experienced in RADAR technology, missile guidance and/or system analysis.

Practical experience will count as much as academic qualifications.

Please apply with full details of past experience to

**PERSONNEL OFFICER,  
E.M.I. ENGINEERING DEVELOPMENT  
LIMITED (Wells Division),  
Penleigh Works, WELLS, Somerset.**

## ENGINEERS

wishing to reside in an attractive area of  
**SOUTH-WEST ENGLAND**

are invited to apply to

**E.M.I. ENGINEERING DEVELOPMENT  
LIMITED (WELLS DIVISION),  
SOMERSET.**

for vacancies in the field of  
**ANALOGUE COMPUTATION**

Candidates should be experienced in the mechanical and/or electronic approach to the problems involved or possess a degree in Mechanical Engineering, together with an interest in the development of light mechanisms.

Applications are invited for SENIOR and JUNIOR appointments which offer an exceptional opportunity for original thought and excellent prospects of advancement.

Apply with details of qualifications and experience quoting ref. WE/2, to

**PERSONNEL OFFICER,  
Penleigh Works, WELLS, Somerset.**

## DE HAVILLAND

### Advanced Guided Weapon Projects

Specialist Servo Engineers are required for positions in an expanding organisation engaged on research, design and development work.

Permanent and progressive posts, both senior and junior, are available for men with ability and enthusiasm who can offer sound knowledge and experience of hydraulic servo mechanisms. Promotion prospects are good and conditions of employment are generous and enlightened. We operate a five day week and assistance is given in obtaining single lodging accommodation within easy reach of the works.

Three grades of specialist engineers are required, as follows:—

- (i) Servo engineers with a theoretical background, having some practical experience of servo design. Candidates for these posts need not have any electronic experience. (Ref. 115.)
- (ii) Servo engineers with a practical outlook. Candidates should possess a good knowledge of electronics and preferably be acquainted with hydraulics. (Ref. 116.)
- (iii) Electronic circuit engineers for the detailed circuit design of the control equipment associated with hydraulic servos. (Ref. 117.)

Apply in confidence, quoting reference number of position sought, to:— The Personnel Manager (Technical Employment), de Havilland Propellers Limited, Hatfield, Herts.

The Edison Swan Electric Co. Ltd., Cosmos Works, Brimsdown, Enfield, Middlesex, has vacancies in its Research and Development Departments for:—

1. Development Engineers for work on design and development of thermionic valves.
2. Technical Assistants for work in connection with design and development of thermionic valves.
3. Mechanical Engineers interested in the problems of mass production associated with thermionic valves.

These vacancies are the result of a rapid expansion in the Company's activities. The positions are progressive and carry the advantages of a Pension Scheme.

Applicants for vacancies (1) should have an Engineering or Physics degree, but applications from candidates with H.N.C. or equivalent will be considered.

Applicants for vacancies (2) and (3) should have Ordinary N.C. or H.N.C. or Inter B.Sc. or equivalent.

The starting salary will be in accordance with the qualifications, experience and age of the applicants.

Applications should be in writing and will be treated with the strictest confidence.

Apply to Mr. J. Donegan, Chief Engineer, Valves.

# GALPIN'S ELECTRICAL STORES

408 HIGH STREET, LEWISHAM, S.E.13  
Tel.: Lee Green 0309. Nr. Lewisham Hospital.  
TERMS: CASH WITH ORDER (No C.O.D.)  
All Goods sent on 7 days' approval against cash.

Notice: Owing to increases in Freight and Copper Wire prices we have no alternative but to increase our prices accordingly; all prices quoted are carriage paid unless otherwise stated.

**MAINS TRANSFORMERS.** Input 200/230 volts, OUTPUT 0/9/18 Volts at 3/4 amps., 25/- each; another output 12½/0/12½ volts 2 amps., 25/- each; another suitable for soil heating, garage lighting, etc., 0/14/17½ volts, 20/25 amps., 52/6 each; another 4 volts 20 amps. twice, 35/- each.  
**EX-GOVT. ROTARY CONVERTERS** 24 volts D.C. Input 50 volts 50 cycles, 1 phase at 450 watts. OUTPUT (complete with Step-up Transformer) from 50 volts to 230 volts, £13/10/- each.

**EX-NAVAL ROTARY CONVERTORS** 110 volts D.C. Input. Output 230 volts 50 cycles 1 phase 2500 watts capable of 50 per cent. overload, in good condition, guaranteed weight approx. 110 lb., £13/10/- each.

**MAINS TRANSFORMERS** all 200/250 volts primaries (New) Heavy duty Output combination of 0/6/12/18/24/30/36 volts 4/5 amps., 38/6 each. Ditto 6/8 amps., 51/6 each. Ditto 15 amps. Output 75/- each. Another with combination of 0/6/12/18/24 volts 6/8 amps., 51/6 each. Ditto 10/12 amps., 58/6 each. Ditto 25/30 amps. Output 85/- each.

**MEDIUM SPOT WELDER TRANSFORMERS** Input 200/250 volts, OUTPUT combination of 0/2/4/6/8/10/12 volts at 50/70 amps. £7/7/6 each. Ditto 120/150 amps. Output £7/10/- each.

**PRE-PAYMENT 1/- SLOT METERS** 200/250 volts A.C. 10 amp. size only, 100 per cent. overload set at 2d. per unit (guaranteed 12 months), £3/17/6 each. Ditto credit type 10 amps. only, 25/- each.

**RECTIFIERS FOR CHARGERS** 6 or 12 volts Output 2 amps., 9/6 each. 4 amps., 22/6 each. 6 amps., 36/- each. **MAINS TRANSFORMERS** to suit, 25/-, 30/- and 46/6 each respectively.

**EX-CANADIAN EX-GOVT. ROTARY TRANSFORMERS** for No. 19 receiver. Input 12 volts D.C. OUTPUTS 275 volts 110 M/amps; also another output of 500 volts 50 M/amps completely smoothed, 30/- each.

**AUTO WOUND Voltage changer TRANSFORMERS.** Tapped 0/110/200/230/250 volts 200 watts, 48/6 each; 350 watts, 57/6 each; 500 watts, 76/6 each; 1,000 watts, £6/5/- each; 1,500 watts, £8/5/- each; 3,000 watts, £17/10/-.

**EX-R.A.F. ROTARY TRANSFORMERS.** Input 24/28 volts D.C. OUTPUT 1,200 volts 70 M/amps. ½ hour rating, 10/- each. Ditto 18/24 volts D.C. Input 450 volts 50 M/amps, Output constant, 25/- each. These latter ones can be used as motors off A.C. mains with a little alteration.

**LARGE RECTIFIERS** output 50 volts 1 amp. with an input of 70/75 volts A.C., 10/- each. Ex. R.A.F. MORSE TAPPING KEYS, 5/- each-SINGLE EARPHONE with carbon microphone 40 Ohms, 8/6 each.

**ROTARY CONVERTORS.** Input 24 volts D.C. Output 50 or 100 volts A.C. 500 cycles 1 phase at 300 watts, £8/10/- each.

**VOLTMETERS** Switch board type, 6 inch scale, 0 to 200 volts, 25/- each. Ditto 0 to 100 volts, 25/- each.

**EX-R.A.F. H154 TRANSMITTERS,** complete with valves. Complete in TRANSIT CASE. AS NEW. 45/-.

**EX-GOVT. E.H.T. TRANSFORMERS.** Large type. Two transformers in one case in Oil, input 230 volts, OUTPUTS 4 or 5.5 K.V. at 30 M/amps., 6.3 volts 2 amps., 4 volts 3 amps., 2 volts 2 amps. These transformers can be used separately out of the case, size dismantled approx. 3½in. x 3in. x 3in. and 5½in. x 5in. x 4½in., £4/5/- each.

**ELECTRIC LIGHT SLOT METERS,** 6d. slot, for 5d. per unit 5 amp. size only 52/6 each, all for 200/250 volts mains (A.C.).

**ROTARY CONVERTORS (New)** 230 volts D.C. Input 230 volts A.C. 50 cycles 1 phase. Output at 8 amps., 2,000 watts, complete with starter, £35 each. C/forward.

Any TRANSFORMERS made to order within 7 days from date of order. Please ask for quote. Numerous other items in stock. Please ask for quotation.

Clients in Eire & Northern Ireland, please ask for quotation as to carriage charges. The above charges apply only to England.

# SOUTHERN RADIO'S WIRELESS BARGAINS

**TRANSRECEIVERS.** Type "38" (Walkie-Talkie). Complete with 5 valves. In metal carrying case. Ready for use. Less external attachments, 30/- per set. ATTACHMENTS for use with "38" TRANSRECEIVER HEAD- PHONES, 15/6; THROAT MICROPHONE with Lead and Plug, 4/6; JUNCTION BOX, 2/6; AERIAL, 2/6; SPECIAL OFFER of used "38" TRANSRECEIVERS less valves but complete with ALL COMPONENTS. Excellent for SPARES, 11/6 per set. P. & P. 2/-.

**TRANSRECEIVERS.** Type "18" Mark III. TWO UNITS (Receiver and Sender) contained in Metal Case. Complete with Six Valves, Micro- meter, etc. LESS EXTERNAL ATTACH- MENTS, £4/10/-.

**BOMBSICHT COMPUTERS.** Ex-R.A.F. BRAND NEW. A wealth of Components: GYRO MOTORS, REV. COUNTERS, GEAR WHEELS, etc., etc. Ideal for Model Makers, Experimenters, etc., £3.

**LUBBRA HOLE CUTTERS.** Adjustable ½in. to 3½in. For Metal, Wood, Plastic, etc., 6/6.

**RESISTANCES.** 100 ASSORTED USEFUL VALUES. Wire Ended, 12/6 per 100.

**CONDENSERS.** 100 ASSORTED. Mica, Metal Tubular, etc., 15/- per 100.

**PLASTIC CASES.** 14in. x 10½in. Transparent. Ideal for Maps, Display, etc., 5/6.

**STAR IDENTIFIERS.** Type 1 A-N. Covers both Hemispheres. In case, 5/6.

**CONTACTOR TIME SWITCHES.** In sound- proof case. Clockwork movement. 2 Impulses per sec. Thermostatic Control, 11/6.

**REMOTE CONTACTORS** use with above, 7/6.

**MORSE PRACTICE SET** with Buzzer on Base, 6/9. Complete with Battery, 9/6.

**MORSE TAPPERS.** Std. 3/6; Midget, 2/9.

**CRYSTAL MONITORS.** Type 2. New in Transit Case. Less Valves, 8/-.

**METERS AND AIRCRAFT INSTRUMENTS.** Only need Adjustment or with broken Glass.

**TWELVE INSTRUMENTS,** including 3 brand new Aircraft Instruments, 35/- for 12.

Postage or carr. extra. Full list of Radio Books, 2/6.

**SOUTHERN RADIO SUPPLY LTD.**  
11 LITTLE NEWPORT STREET  
LONDON, W.C.2. Gerrard 6653

# DEPENDABLE RADIO SUPPLIES

12a TOTTENHAM STREET, W.1.  
TEL: LANGHAM 7391/7392  
1 minute Googde St. Station

## SERIES WOUND FRACTIONAL H.P. MOTOR 1/100 H.P.




27 v. input, output 7,000 r.p.m. at 0.63 amp.  
12 v. input, output 2,800 r.p.m. at 0.25 amp.  
6 v. input, output 380 r.p.m. at 0.5 amp.  
Price 17/6. P. & P. 2/-.

**AMERICAN 807 VALVES**  
Brand new. Individually boxed.  
Price 6/- each. Special price for quantities.  
P. & P. 6d.



**HEAVY DUTY SLIDING RESISTORS**  
250 watts to carry 25 amps. Resistance 0.4 ohms. Suitable for charging board, etc. Size 9 x 4 x 6 in. high. Brand new. Price 12/6. Post 2/-.

## ROTARY TRANSFORMERS



**H.T.31**  
Input 11.5 v.  
Output 250 v. at 125 mA.

**H.T.32**  
Input 11.5 v.  
Output 490 v. at 65 mA.

H.T.31, 55/-, post 2/-; H.T. 32 30/-, post 2/-.

**SPECIAL OFFER**  
American Bulbs 6-8 v. .25 amp., M.B.c., 6/- per dozen. 12-16 v. .1 amp., M.B.c., 7/6 per dozen. Post free.



**AMERICAN DYNA-MOTORS**  
Size 4½"x2½"

D.C. Input D.C. Output  
27 Volts or 12 v. 285 Volts  
1.75 Amps. .075 Amps.  
Price 37/6 ea. P.P. 2/-

**SPEAKER BARGAINS**  
5" P.M. Speakers  
14/6 each. Postage & Packing 2/-.  
12" P.M. Speakers  
32/6 each. Postage & Packing 2/6.

Quantity and Export Enquiries Invited.  
Callers also welcome.  
Open Monday to Friday 9.30-5.30. Saturday 9.30-1.  
TERMS—CASH WITH ORDER AND C.O.D. DEPENDABLE—ALWAYS DEPENDABLE

# SURPLUS

**TRANSMITTERS.** Over 70 different types in stock, ranging from the BC611 American Handie Talkie to the Marconi SWB-8, 3,500 watts.

**RECEIVERS.** Nearly 100 types available from 15 kc. to 1,000 Mc/s., including portable and directional, the smallest hand held and the largest weighing 10 cwt. and using 85 valves.

**TEST EQUIPMENT.** American only. Over 100 different types of instruments in stock.

**VALVES.** American, over 200 types. British, over 150 types.

**RECORDING GEAR** by Dictaphone, M.S.S., Amertype, Soundscriber, Armour, R.C.A., Utah, Memovox, Edison, etc., for disc, wire, film and tape.

**POWER SUPPLY.** Dynamotors, Motor Generators, Rectifiers, Vibrators, Inverters, from 2 volts 100 amps. to 18,000 volts ½ amp.

**AERIAL EQUIPMENT.** Whips, 12in. to 20ft. Masts 20ft. to 80ft. Brackets, bases, wire guys, beams.

**MISCELLANEOUS.** Amplifiers, Cabinets, Chests, Chokes, Controls, Cords, Crystals, Electric Accessories, Fuses, Hardware Insulators, Loudspeakers, Meters, Plugs, Relays, Switchgear, Transformers, etc.

Full lists available

Send your requirements. All packing and shipping facilities.

**P. HARRIS**  
**ORGANFORD DORSET**  
Telephone: Lychett Minster 212.




**NEW**

From

**THE LITTLE FACTORY**

**WITH THE BIG REPUTATION**



**TRANSFORMER TYPE 4B14**

**SAVAGE MASSICORE**

Grain Oriented Core.  
 Primary: 6,600Ω centre tapped and tapped at 43%. Secondary: 0.45Ω, 1.8Ω, 4Ω, 7Ω, 11Ω, 16Ω, 22Ω and 30Ω. Handles 20 watts at 30~. Frequency response 0.2 db from 15~ to 45 Kc.

Price 145/- for open type.  
 Size 4½in. x 4½in. x 4½in., fixing centres: 3½in. x 3½in. x 2BA.  
 Weight 8lb.  
 (Posted Type 155/-.)

For the technically minded:—  
 Primary inductance: 90 hys.D.C. Resistance: 40Ω + 40Ω.  
 Primary leakage reactance to secondary: 5 m/Hys., series loss 22CΩ.  
 Half primary to secondary: 2 m/Hys., series loss 75Ω.  
 Half primary to half primary: 4 m/Hys.

**SAVAGE MASSICORE DEVICES LIMITED**  
 NURSTEED RD., DEVIZES, WILTS.

**THE MODERN BOOK CO.**

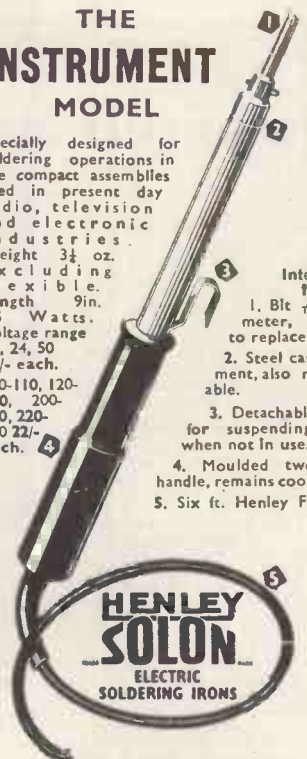
**BRITAIN'S LARGEST STOCKISTS OF BRITISH and AMERICAN TECHNICAL BOOKS**

- The 3rd Audio Anthology. Published by Radio Magazines Inc. 20s. Postage 1/-.
- Radio Servicing Pocket Book, by E. Molloy and J. P. Hawker. 10s. 6d. Postage 4d.
- Vacuum Valves in Pulse Technique, by P. A. Neeteson. 27s. Postage 9d.
- Second Thoughts on Radio Theory, by "Cathode Ray" of Wireless World. 25s. Postage 9d.
- Television Receiver Servicing Vol. 2—Receiver and Power Supply Circuits, by E. A. W. Spreadbury. 21s. Postage 9d.
- Radio and Television Engineer's Reference Book, by Molloy. 70s. Postage free.
- Maintenance Manual, by Mullard. 10s. 6d. Postage 6d.
- Electronic Musical Instruments, by R. H. Dorf. 55s. Postage 1/-.
- Sound Recording and Reproduction B.B.C. Engineering Training Manual, by J. W. Godfrey and S. W. Amos. 30s. Postage 9d.
- Radio Laboratory Handbook, by M. G. Scroggie. 25s. Postage 9d.
- Communications Receiver Manual Including Special Purpose Receivers, by Howard W. Sams. 27s. 6d. Postage 9d.
- Radio Valve Data. Compiled by Wireless World. 3s. 6d. Postage 3d.

Please write or call for our new 1956 catalogue.  
**19-23 PRAED STREET LONDON, W.2**  
 Phone: PAdDington 4185  
 Open 6 days 9-6 p.m.

**THE INSTRUMENT MODEL**

Specially designed for soldering operations in the compact assemblies used in present day radio, television and electronic industries.  
 Weight 3½ oz. excluding flexible.  
 Length 9in.  
 25 Watts.  
 Voltage range 12, 24, 50 24/- each.  
 100-110, 120-130, 200-220, 220-240 22/- each.



Interesting features

1. 1/8" dia. meter, simple to replace.
2. Steel cased element, also replaceable.
3. Detachable hook for suspending iron when not in use.
4. Moulded two part handle, remains cool in use.
5. Six ft. Henley Flexible.

**HENLEY SOLON**  
 ELECTRIC SOLDERING IRONS

W. T. HENLEY'S TELEGRAPH WORKS CO. LTD  
 51/53, Hatton Garden, London; E.C.1

**Armstrong TWIN Radiogram**



price £62.16.0 (inc. tax)

The Twin has been designed to suit the smaller type of room without sacrificing quality of reproduction. This has been achieved with a compact cabinet (31½in. high, 27½in. wide and 14½in. deep) soundly constructed, and finished in elegant Walnut veneer. Twin 10in. P.M. Speakers give faithful reproduction, free from distortion and resonance, and the latest COLLARO RC54 Autochanger is fitted. The 8 watt amplifier (Armstrong FC48 featured below) is housed in a unique "hopper" arrangement permitting armchair control over all operations.



price £25.2.0 (inc. tax)

**F.C.48 Chassis**

This versatile 8-valve chassis is the result of over 20 years of specialization in high quality Radiogram chassis. It has been specially designed to take the fullest advantage of modern High Fidelity recordings, and the unsurpassable quality of the new F.M. transmissions. The Push-Pull Tetrode Output Stage will give more than 8 watts, with a Frequency Range of 20-20,000 cps. and due to the Negative Feedback employed distortion is negligible and transient response exceptional. BASS and TREBLE controls are independent and continuously variable, and both LIFT as well as cut. A novel Thermometer type of visual indicator is provided for both Controls. An accessible socket at the rear enables an F.M. Tuner to be simply plugged in when required. We recommend, of course, the ARMSTRONG F.M.56.

We shall be glad to give you a demonstration of these and other models in our range at our Warlters Road showrooms (open 9-6 p.m. Weekdays and Saturday). If you are unable to visit us please write for descriptive literature mentioning WIRELESS WORLD. HIRE PURCHASE facilities are available. GUARANTEE: All our models are sold under full and unconditional money back guarantee of satisfaction. FREE TRIAL IN YOUR OWN HOME. Your money will be returned if for any reason you are not satisfied after 7 days' trial.

**ARMSTRONG WIRELESS & TELEVISION CO. LTD.**  
 Warlters Road, London, N.7.  
 Telephone: NORth 3213

# GILSON TRANSFORMERS

## for Ultra-linear Amplifiers



Gilson tapped primary output transformers are always designed with screen tapings correctly related to the anode windings and therefore never require any phase compensating capacitors connected in their primary circuits. The use of grain oriented core-laminations and appropriate design formulae enables wide frequency response and an ample margin of stability to be obtained at reasonable cost.

**TYPE WO710.** 7,000Ω primary. 20% screen taps specified for the

### OSRAM 912 AMPLIFIER

**TYPE WO710/8K.** 8,000Ω primary, 43% screen taps for the

### MULLARD 5-10/UL AMPLIFIER

Both types have an output of 3.7 and 15 ohms and will handle 14 watts down to 30~. Less than 1.5% of core harmonic distortion at 12 watts output at 30~. Level response ±0.5 db. 25~ to 45k~ when using 15 db of negative feedback.

List price, either type ... **£2. 12. 6**

**TYPE WO726.** 6,600Ω primary. 20% screen taps. 3.7 and 15 ohms output. 20 watts down to 25~ 30 watts down to 30~. Level frequency response ±1db 20~ to 100k~ with 20db feedback. Suitable for KT66 valves.

**TYPE WO776.** 6,600Ω primary. 43% screen taps 3.7 and 15Ω output. Handles 20 watts down to 25~. Suitable for Mullard/Ferguson 20-watt amplifiers using EL34 valves.

List price, WO726 or WO776 **£4. 4. 0**

Please write for informative leaflets on the above.

## R. F. GILSON LTD.

11a ST. GEORGE'S RD., WIMBLEDON, S.W.19  
Phone: WIMbledon 5695

**MAKERS OF NEON SIGN TRANSFORMERS**  
Contractors to Admiralty, etc., A.I.D. Approved

Stockist: Berry's (Short Wave) Ltd., 25, High Holborn, London, W.C.1.

# L/P THE RECORD LIBRARY

- OPERA
- BALLET
- SYMPHONIES
- CONCERTOS
- ORCHESTRAL MUSIC
- ARIAS
- LIEDER AND SONGS
- INSTRUMENTAL AND CHAMBER MUSIC
- COMPLETE PLAYS AND EXCERPTS

## WRITE NOW FOR DETAILS

(Enclosing a (1½d.) stamped, addressed envelope.)

## MEMBERSHIP IS A MUST

- FOR { THE MUSIC LOVER
- THE RECORD COLLECTOR
- THE AUDIO ENTHUSIAST

- Inclusive cost (approx.) 1/- per week each L/P borrowed.
- Return of Post Changing Service—YOU say how often.
- Special arrangements for members wanting to hear new issues.
- You can purchase new L/Ps (MINT-UNPLAYED) from us and change Library Records at the same time—POST FREE.

TO  
**THE L/P RECORD LIBRARY**  
SQUIRES GATE STATION APPROACH,  
BLACKPOOL, LANCs.

**NEW S.T.C. AND "WESTALITE" SELENIUM RECTIFIERS.** Largest L.T. range in Great Britain. Latest Current Products. NOT Surplus.

## CURRENT PRICE LIST

INCLUDING 7½% INCREASE

**S.T. & C. E.H.T. K3/15, 4/9; K3/45, 8/10; K3/50, 9/4; K3/100, 15/10; all post 4d. extra.**  
**BRIDGE CONNECTED FULL WAVE.**  
17 v. 1.2 a., 17/6; 1.6 a., 28/-; 2.5 a., 31/-; 3 a., 32/6; 4 a., 37/6; 5 a., 40/6; all post free.  
33 v. 0.6 a., 26/-; 1 a., 30/-; 1.5 a., 48/6; 2 a., 55/-; 3 a., 56/-; 4 a., 67/-; 5 a., 72/-; all post 1/5; 54 v. 1 a., 41/6; 1.5 a., 67/-; 2 a., 74/-; 3 a., 75/-; 5 a., 85; 72 v. 1 a., 53/-; 1.5 a., 84/-; 2 a., 87/-; 3 a., 99/-; 5 a., 132/-; 100 v. 1 a., 75/-; 1.5 a., 86; 2 a., 138/-; 3 a., 144/-; 5 a., 188/-; all post 1/8.  
**BRIDGE CONNECTED WITH 7½in. SQUARE COOLING FINS.** 17 v. 6 a., 53/-; 10 a., 60/-; post 2/-.  
**BRIDGE CONNECTED HEAVY DUTY FUNNEL COOLED OR 7½in. SQUARE COOLING FINS.** Both types, same price.  
17 v. 1.2 a., 110/-; 20 a., 126/-; 30 a., 176/-; 50 a., 275/-; 33 v. 6 a., 98/-; 10 a., 112/-; 12 a., 180/-; 20 a., 202/6; 54 v. 6 a., 130/-; 10 a., 152/-; 72 v. 6 a., 166/-; 10 a., 192/-; 100 v. 6 a., 237/6; 10 a., 275/-; all post 2/6.

**"WESTALITE" (BRIDGE), 12-15 v. L.C.** 1.2 a., 17/-; 2.5 a., 29/10; 5 a., 34/-; 10 a., 58/8; 20 a., 107/-; 30 a., 155/8; 50 a., 252/-; 24 v. 1.2 a., 17/-; 2.5 a., 29/10; 5 a., 54/10; 10 a., 99/8; 20 a., 189/4; 36 v. 1.2 a., 29/10; 2.5 a., 54/10; 5 a., 75/2; 10 a., 140/6; 100 v. 2.5 a., 104/10; 5 a., 178/-; 10 a., 356/-.  
**E.H.T. RECTS., 14D, 134, 23/8; 36 EHT 60, 34/2; all post extra; L.T. from 1/3 post.**

Wholesale and Retail  
Special Price for Export and Quantity

## T. W. PEARCE

66 Great Percy Street, London, W.C.1  
Off Pentonville Rd. Between King's Cross and Angel

## CABINETS . . .

WE CAN SUPPLY ANY CABINET


TO YOUR OWN SPECIFICATION

The Contemporary (left) is oak veneered with mahogany interior normally wax finished, but available in any shade to order at £8/15/-. The Cabinet (below) can be supplied in any shade of walnut, oak or mahogany for £19/19/-.



Both Cabinets could be supplied as a complete radio-gram incorporating any of the following combinations of units:—

- 5 valve chassis, £12/10/-.
- 8 valve Armstrong, FC48, £25/2/-.
- 14 valve Armstrong, EXP125/c, £51/19/6.
- 8 valve FM/AM, £21/15/-.
- 9 valve AM/FM 26gns
- 3-speed Garrard and Collard autochanger, also BSR Monarch, £7/19/6, and Plessey Auto-changer, £9/15/-.
- 8in., 10in., and 12in. Goodmans, Wharfedale, G.E.C., and W.B. Speakers.



Send for free illustrated catalogue of cabinets, chassis, autochangers and speakers, etc. H.P. can be arranged.

## LEWIS RADIO COMPANY

120, GREEN LANES, PALMERS GREEN, LONDON, N.13. BOWes Park 6064



# TV TUBES £5

## 6 Months' Guarantee


12in. T.V. TUBES. Well-known make. TETRODES, other types, TRIODES. 3 months' guarantee. £5 plus 15/6 ins. carr. (Please state make and type when ordering.)

14in. RECTANGULAR TUBES, now reduced to £7/10/- (6 months' guarantee).

17in. RECTANGULAR TUBES, £12/10/- plus 15/6 ins. carr. (6 months' guarantee)-Callers see a picture working. C.W.O. on Tubes.

12in. T.V. CHASSIS 97/6. Easily adapted to channel 9 (I.T.A.). Drawings 2/6. Or free with order. Complete chassis by famous manufacturer (London or Birmingham). R.F. E.H.T. unit included. Owing to this chassis being in separate units (power, sound and vision-timebase interconnected) it is easily fitted to table or console model. This chassis is less valves and tube but see our catalogue for cheap valves by request. Carr. 5/-. London (10/- Provinces).

R/G 29/6  
C O  
H M  
A P  
S S  
I L  
S E



**RADIO-GRAM CHASSIS 29/9**, including 8in. speaker, 5 valve s/het. 3 w/band. A.C. mains. Complete, tested guaranteed. Less valves. Knobs, drawing and dial included. Post 4/6.

**"DENCO" RADIO-GRAM CHASSIS, 67/6**. Including 8in. speaker, 4 w/band 5 valve s/het. Famous Turret coil tuning. Complete with dial and knobs. Carr. 4/6 Set of valves 50/- extra.

**V.H.F. 1124 RECEIVER. 17/6**. With 6 valves, ex-W.D., new condition. 6 channel switching. Receives T.V. Sound, police, fire and amateurs. 30/5 Mc/s to 40 Mc/s. I.F. 7 Mc/s. Post 2/6.

**V.H.F. 1125 RECEIVER. 7/9**. Complete with 2 valves. New X.W.D. Post 2/3.

**V.H.F. 24 RECEIVER. 10/6**. New X.W.D. Complete with 3 valves. Post 2/3.

**COIL PACKS. 3/9**. 3 band, complete with pr. 465 I.F.s and 2 gang conds. (similar drawing free). Post 1/9.

**MAINS TRANSFORMERS. 5/9**. 350-0-350 v. 2 heaters. 6 v. and 5 v. Mains trans., 3/9, with 12 v. and 4 v. heaters. Mains trans., with 4 v. and 4 v. heaters, 3/9. Post on each 2/3.

**SPEAKERS. 10/9**. 8in. P.M., as new, guaranteed. With matching O.P. trans., 12/9. Post 1/9. (5/- on half doz.).

**T.V. TIME BASES 10/6**. Containing scanning coil, focus unit, line trans. etc. Post 2/6. FREE drawing.

**O.P. TRANSFORMER. 1/9**. Standard type. Post 9d.



### The LESDIX latest model Crystal Set

Black or brown Bakelite case fitted tapped aerial coil litz wound, for long or short aerial, germanium diode var. cond. transformer, plugs and sockets for aerial and earth connections, double headphones with headband cord and plug. Suitable for feeding into tape recorder. All aerial tested, 30/-, post 2/6. Write for leaflet.

**TELEPHONE CONSTRUCTORS PARTS.** Genuine G.P.O. wall-type telephone in polished wood case fitted Magneto bell, Carbon Microphone, transformer, Condenser, Switchhook and Contacts, connection Strip, long magneto bell Receiver, 50/- per pair, complete with hand magneto generators. Carr. 5/-, wiring diagram supplied. Write for leaflet.

**COSSOR double beam Cathode Ray tubes.** £4 each.

**D.C. MOTORS.** 50 volts shunt wound 6 h.p. by Small Electric Motors, brand new, cost £79 ea., offered at £50, carr. extra, also new Exide Traction Batteries. Write for particulars.

**MOTOR ALTERNATORS.** Brand new surplus. 24 volts D.C. input, 115 volts 115 V.A. 3-phase 400 cycles output, P.F.75 speed 12,000 r.p.m. Other sizes also in stock. Write for list.

**D.C. DYNAMOS.** 12/32 volts 9 amps. shunt, 2,500 r.p.m. ball bearing for 24 volts battery charging, 95/-, carr. 5/-. **Control Panel** fitted, cutout, meter resistance, etc., in metal case for wall or dynamo mounting, 55/- extra.

## Leslie Dixon & Co.

Dept. A, 214 Queenstown Road, London, S.W.8

Telephone: MACaulay 2159

# SMITH'S

## of EDGWARE ROAD

Can now supply a full range of 4-sided Blank Chassis of 16 gauge half-hard aluminium.

Size (inches)	Price	Size (inches)	Price
6 x 4 x 2 ...	4/6	10 x 8 x 3 ...	8/6
7 x 5 x 2 ...	5/-	13 x 8 x 2 1/2 ...	8/11
8 1/2 x 5 1/2 x 2 ...	5/6	12 x 9 x 2 1/2 ...	8/11
10 x 4 x 2 1/2 ...	6/-	14 x 7 x 3 ...	9/-
9 x 7 x 2 ...	6/6	13 x 10 x 2 1/2 ...	9/9
12 x 4 x 2 1/2 ...	6/6	14 x 10 x 2 1/2 ...	10/-
9 x 8 x 2 1/2 ...	7/3	12 x 10 x 3 ...	10/3
10 x 8 x 2 1/2 ...	7/6	15 x 10 x 2 1/2 ...	10/6
12 x 5 x 3 ...	7/9	17 x 10 x 2 1/2 ...	11/3
12 x 7 x 2 1/2 ...	7/11	17 x 9 x 3 ...	11/9
11 x 8 x 2 1/2 ...	8/-	17 x 10 x 3 ...	12/6

Other sizes pro rata plus 2/6

Keep this list for reference

Panels cut to any size 4/- per sq. ft. and pro rata. Special discount for quantities of the above. Prices include post and packing (U.K. only).

### H. L. SMITH & CO. LTD.

287/289 EDGWARE ROAD, LONDON, W.2  
Telephone: Paddington 5891

Hours 9 till 6 (Thursday 1 o'clock)

Near Edgware Road Stations, Metropolitan & Bakerloo

# BAKERS 'Selhurst' RADIO

THE CONNOISSEUR'S CHOICE



12" 15W DE-LUXE

Mk I. £9.15.0. Mk II. £11.7.6  
Response 20 — 17,000 c/s

An extended range reproducer with clean BASS and superior transient response which will add pleasure to your leisure. The sound is clean throughout the entire audible range.

Write for full details of our range of High Fidelity equipment, which includes GOODSELL "Golden Range" Williamson & Ultralinear Amplifiers, Tone Controls, AM/FM Tuners, Tape Equipment, the world-renowned ORTOFON dynamic Pick-up, with diamond or sapphire stylii, and the WOOLLETT Transcription gramophone turntable.



FMT. 501 ..... £19. 14. 0  
AM/FM. 502 ..... £23. 8. 7

Designed for Quality reception of F.M. (V.H.F.) programmes, as a complementary unit to the GOODSELL High Fidelity Amplifiers, this High Gain F.M. Tuner has a specially stabilized permeability-tuning, free from drift.

Mail orders only pending the opening of our new showrooms.

Trade and Export enquiries invited.

## JOHN LIONNET & CO.

DEPT. W, 62-63 Queen Street, London, E.C.4

Tel: CITY 7167

MONEY BACK GUARANTEE **DUKE & CO**  
621 ROMFORD ROAD, LONDON, E.12  
CWO OR COD • TEL: GRA 6677



Wireless sets 19 Mk.III (Canadian).  
Wireless sets X32D. CW, FM,  
AM. 2-8 Mc/s.  
Wireless sets 62. CW. R.T.  
Radio Sets SCR 300 FM. RT.  
40-48 Mc/s.  
Walkie-Talkies type 58(Canadian).  
Airborne Radio Compasses  
SCR269G.  
Airborne Multi-channel VHF  
equipment. 100-156 Mc/s.  
High Speed Morse Telegraph  
Transmitters.  
Telegraph Tape Printers.  
Terminal Units Apparatus VF  
Speech + Duplex.  
Apparatus VF Speech + Simplex.  
Apparatus two-tone Telegraph.  
Carrier Terminals I + I.  
Field Telephone Sets types D and F.  
Switchboards, universal call, 6-line  
and 10-line.

Prices and further details on  
request.

Spare parts and associated equip-  
ment.

Transmitting valves types 803,  
805, 807, 832.

**R. GILFILLAN & CO. LTD.,**  
7, HIGH ST., WORTHING,  
SUSSEX.

Tel.: Worthing 8719 and 30181.

## LYONS RADIO LTD.

**BC810 PLATE TRANSFORMERS.** Genuine spares,  
as brand new, for these well-known transmitters.  
Primary 115 v. 50/60 cycles. Secondary 2,000 v.  
or 2,500 v. centre-tapped, at 600 m/a. Size 9in. high  
by 12 x 1 1/2in. In maker's original packing case. PRICE  
£7/10/-. Sent carriage forward.

**BAND III CONVERTERS (FOR ALL AREAS).** Using  
3 valves 9-277s, 1-8399. These converters can be  
used with TEF or Superhet Band I TV Receivers.  
They contain their own power pack for operation from  
200-250 v. A.C. mains and are ready for immediate  
use. Housed in smart walnut veneer cabinet, approx.  
10 x 5 x 6 1/2 in. Supplied complete with all valves  
and instructions. Guaranteed for 6 months, valves  
90 days. PRICE ONLY £7/7/-. Post 3/6.

**RECEIVER UNITS TYPE B1125.** Landing marker  
beacon 2-stage receivers operating on 38 mc/s. Contain  
resistors, condensers, and transformers, and 2 valves  
type VRI05(612). In metal case 10 x 6 x 3 in. Good  
condition. PRICE ONLY 5/6. Post 3/6.

**TEST SETS TYPE 43.** These are a special type oscil-  
loscope containing CB tube type VCR138, 4-637s,  
3-VR54s, 1-524, 1-504. Controls include X and Y  
shift, focus brightness, 4 time base speeds, etc. Internal  
power pack for 80 v., probably 400 cycles. Condition  
as new. PRICE £7/10/-. Carriage 15/-.

**3 GOLDHAWK ROAD, (Dept. M.W.),  
SHEPHERD'S BUSH, LONDON. W.12**

Telephone : Shepherd's Bush 1729

## MUST WE BE HEROES ?

And fight the Fire Fiend  
without NU-SWIFT? But why? Even  
the Royal Navy don't do that. Please  
send us details of your wonderfully  
rapid and reliable Fire Extinguishers—  
BEFORE IT IS TOO LATE!

Name.....  
Address.....  
Post NOW to Nu-Swift Ltd. 25 Piccadilly W.1.

In Every Ship of the Royal Navy

## R U AWARE

that in addition to carrying a wide range of radio  
components, we are ACCREDITED AGENTS  
for WOLF CUB, BLACK AND DECKER and  
BRIDGES Electric Tools.  
This means that we always have a complete  
selection of Home Constructor, Handy Utility,  
Saw Benches, etc.

- \* Wolf Cub Drill..... 25 9 6
- \* B. & D. Handy Utility Drill..... 25 19 6
- \* B. & D. Sander Polisher Drill..... 28 10 0
- \* Bridges Tool Power Drill..... 27 19 6

CARRIAGE FREE.

H.P. TERMS AVAILABLE  
(from 30/- down and 12 months to pay)  
Stamp for details and latest illustrated lists.

- AND FOR THE RADIO CONSTRUCTOR—  
"STRUCOR" Handbook "THE HOME CON-  
STRUCTOR" (Price 2/6 plus 2d. post) still  
represents about the best value obtainable today.  
It contains a host of circuits.  
Superhets, T.E.F. Sets, Amplifiers, Feeder  
Units, Test Equipment, etc.
- \* SUPERHETS.—Full constructional details,  
Feeder  
supra-simplified layout and point-to-point  
wiring diagrams for building a variety of  
superhets.
- \* COIL PACK.—Full constructional details for  
building a superhet coil pack.
- \* CAR RADIO.—Full constructional details.
- \* BATTERY CHARGER, details for building a  
CHEAP charger.
- \* RADIO GEN.—Pages of information, Resist-  
ance Colour Code, Formulae, and "know-how"  
list.
- \* RADIO CONTROL.—General information and  
list.
- \* RADIOGRAM.—Constructor's list.
- \* CATALOGUE.—Profusely illustrated price list  
of components.

SEND FOR YOUR COPY TO-DAY.

**SUPACOILS (Dept. W2.)**  
21, Markhouse Road, London, E.17  
Telephone: KEY 6396

## QUARTZ CRYSTAL UNITS



Type  
B7



The type B7 unit is mounted in the standard B7G  
valve envelope and is hermetically sealed and  
fully evacuated.

Available for the frequency ranges from 100 kc/s.  
to 500 kc/s. and from 3 Mc/s. to 16 Mc/s. Gold  
electrodes applied by cathodic sputtering give  
permanence of calibration. Normal adjustment  
accuracy 0.01% Max. adjustment accuracy 0.003%.  
Early delivery can be given of some frequen-  
cies, and we will be pleased to quote for  
your specific requirements.

**THE QUARTZ CRYSTAL Co. Ltd.**  
63-71 Kingston Road,  
NEW MALDEN, SURREY

Telephone: MALden 0334 Cables, etc.  
QUARTZCO NEW MALDEN

## BENSON'S BETTER BARGAINS

R.F. UNITS. TYPES 26 or 27, 27/6 (postage 2/6);  
RF24, RF25, soloid, 10/6; BX161, 160/220 mc/s.  
with 2/VB136, 1/VB137, 1/VCV66, 12/6; 1F.  
AMPLIFIER 178 (for this), 16.5 mc/s, with valves, 22/6  
(postage 2/- each). RL155 Coil-packs, new, 12/6.  
AERIAL BELAYS (co-axial) of 12/24 v., 7/6. DYNA-  
MOTORS, D.O., 6 v. input, 250 v. 80 mA. output,  
10/6. Filters for these 2/6. CLOCKWORK Contactors  
2 impulses per sec., 3/6. U.S.A. type, small, 9/6.  
R1355, new improved type, 37/6 (carr. 7/6). R1382A,  
100/150 mc/s., 13 valves, used, good condition,  
£4/10/- (carr. 10/-). VIBRAPACKS PCB, D.O., 12 v.  
to 250 v., 80 mA., smoothed, filtered, 22/6 (carr.  
7/-). RT-34/APS-13, brand new, black crackle  
case. Valves: 5/6J6, 8/6AG5, 1/VB105, 30 mc/s.  
min. IFTs., 70/- (carr. 5/-). Throat mics., U.S.A.  
new, 3/6. CONDENSERS, electrolytic: 13 samples,  
range 4 mfd. to 1,000 mfd., 7/8 (post free); Bak.  
tubular, 0.1/1.2 kV; 5/800 v.; 25/800 v., 9d. each;  
03/2.5 kV; .05/3.5 kVw; .25/1.5 kVw., 1/- each;  
1/2.5 kV 3/6; 1/3.5 kV 4/6. U.S.A. Bathubs, 600  
v., 2 mfd., 1/6; single, .1 or .25, 9d.; double, .1  
or .25, 1/-; 1 mfd., 1/3; SLC4, new condition, with  
valves, 30/- (carr. 9/6). TRANSFORMERS 500-0-  
500 v. 350 mA., 40/- (carr. 7/6). RESPONDER.  
RDFL New. 160/220 mc/s. 12 valves, 25/- (carr.  
7/6), or ZC 8981, 9 valves, 30/- (carr. 6/-). BEN-  
DIX RA-10/DA/DE. 4 Wavebands: Long, Med.,  
2.5 and 5-10 mc/s. 8 valves, New. £4 (carr. 10/-).  
Metal Rectifiers: 600 v. 30 m/a., 6/-. Westinghouse  
B33, 8/-. Relays, 9/12 v. 2 make, 1/6. R1355 IF  
Strips only, complete, new with valves, 25/-; less  
valves, 12/6 (post 2/6). B1155B, good condition  
"n" drive, less DF valves, 99/6 (carr. 10/-).

List and enquiries. S.A.E. please! Terms: C.W.O.  
Postage extra. Immediate despatch.

Callers and Post:

**W. A. BENSON (WW)**  
308 Rathbone Road, Liverpool, 13  
STO 1804.

## Excellence in design..

Specialists in Sub  
miniature Telecommuni-  
cation Components.

## STAND OFF INSULATOR

For 1500 volt working  
Overall height 1.1".  
Over chassis .86".  
Silver plated spill .35".  
6 BA hexagon stud  
chromium plated.



(Illustrations approximately actual size)

## MINITRIMMER

Standard maxi-  
mum capacities up  
to 13pF. Voltage  
500 DC. Base 1/4"  
square with fixing  
centres for 10 BA  
1/4" apart.



Details from:—

**OXLEY**  
DEVELOPMENTS CO. LTD.  
ULVERSTON, NORTH LANCs  
Tel: ULVERSTON 3306

# "AUTOMAT"

## The Reliable Battery Charger

As supplied to the Ministries, County Councils, and to makers of "The Best Car in the World." Export Enquiries Welcomed. Special units to order up to 750 watts output. Selenium rectifiers 40 ma to 10 amp. Transformers up to 1 kVA.



### CAR HOME CHARGER

2 AMP. This new, robust, utterly reliable 6 v./12 v. 2 amp. charger with tunnel cooled selenium rectifier, for A.C. 215/240 v., wt. 7lb., ammeter model 57/6, p.p. 2/-, glowing indicator model 52/-, Ditto but 3 amp., add 12/- above. Truck charger 6 v./12 v. 5 amp., £8/10/-.

### FOOLPROOF CHARGER

KITS. Reliable and long lasting as sold 13 years thru' W.W.—New No. 2 kit 12 v. 2 amp. rectifier, 50 watt impregnated trans., ballast bulb for 6 v./12 v. charger, 29/6, p.p. 2/-. Handsome steel case, 10/- extra. Ditto but ammeter model, add 11/-, No. 1 kit, 12 v. 3 a. Westalite rectifier, 65 watt trans., ballast/indicator bulb for 2 v., 6 v., 12 v. charger, 42/-, p.p. 2/-. special case louvered, punched, enam. grey, 12/6. No. 1A kit, 3 a. rect., 65 watt trans., ballast res., ammeter, for 2 v., 6 v., 12 v., 3 a., 51/-, case 12/6 extra, p.p. 2/-.

SELENIUM RECTIFIERS, new stock, best makes, 40mA. to 10 amp., 2 v. to 110 v.—Examples, 12 v. 2 a. h. wave 7/-, f.w., 9/-, 12/14 v. 3 a. to 3.4 a., 15/-, p.p. 8d. 12 v. 5 a., 24/-, large finned 6 amp., 29/-, 24 v. 0.3 a., 9/-, 24 v. 1 a., 13/6. 24 v. 1.5 a., 15/6. 24 v. 5 a., 42/-, 6 a., 55/-, 50 v. 1 a., 25/-, 2 a., 28/-, p.p. 1/-, H.T. Rects., selenium, R.M.2, 3/4, 250 v. 6 mA., Westal, 6/-, 250-0-250 80 mA., 14/-, 250 v. 100 mA. bridge, 14/-, 140 v. 25 mA. h.w., 5/-, p.p. 7d.

## CHAMPION PRODUCTS

43 UPLANDS WAY, LONDON, N.21

\*Phone: LAB 4457

## A SPECIAL OFFER OF AERIAL MASTS

R.A.F. Type 50

36 ft. HIGH



Kite comprise—

9 2lb. dia. Tubular Steel (Copper Plated) Sections of 4ft. length, top-section and base, Pickets, Guys and Fittings.

Canvas Carrying Bags contain all items.

YOU can purchase this normally expensive MAST for a fraction of its cost, i.e.,

**£8.10.0 ONLY**  
(Carr. 7/6)

The MAST is particularly suitable to take aerials for Tx., Rx., F.M. and T.V. (especially COMMERCIAL), and has many other uses.

Extra 4ft. sections can be supplied at 11/6 per section.

## ARMY TYPE 30 ft. HIGH

Lightweight kit comprising:—10 steel screw-in sections of approx. lin. dia. Spray painted, together with complete set of guys, insulators, pegs, etc. All in canvas carrying bag.

Ideal for permanent lightweight installations or test sights, camping, etc.

**£5.10.0**  
(Carr. 7/6)

HATTER & DAVIS (Relays) LTD.  
(Dept. WW) 126 Kensal Rd., London, W.10.  
LADBroke 0666

## "DIPLOMA" HEADPHONES



Lightweight High Resistance (4,000 ohms). Complete with cord.

17/6

Ideal for CRYSTAL SETS

The "TYANA" Standard Soldering Iron



- Adjustable Bit.
- Weight approx. 4 oz.
- Heating Time 3 min.
- 40 Watt economy Consumption.
- Standard Voltage Ranges. 14/11

Replacement Elements and Bits always available.

**KENROY LIMITED**  
152/297 UPPER ST., ISLINGTON,  
LONDON, N.1.

Telephone: CANonbury 4905-4663

A.I.D.



Approved

## TRANSFORMERS

of all types up to 25 KVA for Single or Three Phase operation, Phase Conversion, etc.

## MAINS

Output, and Special Purpose Transformers for Radio Equipment; Chokes, etc

## COILS

for Contactors, E.M. Brakes, Air Valves, etc., and Coil WINDINGS for all purposes.

## SOLENOIDS

for A.C. and D.C. Operation

**W. F. PARSONAGE & Co., Ltd.**  
INDUCTA WORKS · Park Rd · Bloxwich · Walsall  
Telephone: BLOX 66464

## WAFER SWITCHES TO SPECIFICATION

One or more A.B. Type "H" wafer switches to any desired contact specification.

Write for design chart and new comprehensive price list.

## SWITCHES FOR 912-PLUS

S1 (14061/B1)	} 14/6 pair
S2 (14062/B1)	
S4 (SS/556/1)	11/6
S5 (SS/556/2)	10/6

Truvox Amplifier Switch Type I2119/B3 : 14/6d.

## SPECIALIST SWITCHES

23 RADNOR MEWS · LONDON W.2  
AMBassador 2308

Enquiries by post or phone only

15,000+  
TO 25—  
FROM  
12 B-C  
FOR  
£15



PLUS  
EXTREME NATURALNESS  
CRYSTAL CLEAR DETAIL  
ABSOLUTE SMOOTHNESS

MINUS  
UNDAMPED RESONANCES  
WHISKERS OR BOOM  
ADDED COLORATION

There's no mystery about all this ! It's just what you will get from the new Duode 12 B-C Sound Unit, which again proves Duode to be THE BEST GOOD SOUND INVESTMENT

INSIST on hearing a DUODE

Details from :

**DUODE SOUND REPRODUCERS**  
3, Newman Yard, London, W.1

## DIRECT FROM THE MANUFACTURER

MODEL H.4.



FULLY GUARANTEED

## RADIO-RADIOGRAM CHASSIS

- ASSEMBLED and READY FOR USE
- Model H.4. "AM-FM" Chassis. 4 Wavebands including F.M. 7 Valves with latest miniature Cathode Ray Tuning Indicator. **£27.16. 0**
  - Model F.3. 3 Wavebands, 5 Valves, 4 watt output, wide range tone control. **£14.11.11**
  - Model F.3.P.P. 3 Wavebands, 7 Valves, 6 watt output, with "Push Pull" stage. Separate Bass and Treble controls. **£18.15. 4**

General details:

- For use on A.C. mains 200-250 volts.
- Separate Ferrite Rod Aerials are used for medium and long wavebands.
- Full A.V.C. on long, medium and short wavebands. Amplitude limitation on frequency modulation band.
- Latest miniature B.V.A. valves.
- Gram switching on wavechange switch.
- Plug-in connections for Pick-up, Speaker and Gram motor.


BUILT TO HIGHEST TECHNICAL STANDARD  
Write also for details of: F.M. Tuner Units, T/V Converters, Tape Recorders and Crystal Tuners.

THE

Full Trade facilities available.  
**Dutci** CO. LTD.  
99, Villiers Road, London, N.W.2.  
Tel: WILLiesden 6878.

# AGAIN AVAILABLE FOR QUICK DELIVERY:

SHORT WAVE TRANSMITTING/RECEIVING INSTALLATIONS T/R-50 SERIES



Complete in every detail for immediate operation  
Use: **MARINE · MOBILE · FIXED STATIONS**

The performance of these installations is of the highest order and meets the requirements of commercial telecommunication working in all climates and conditions.

Every design feature has been incorporated to ensure: **RELIABILITY — ACCESSIBILITY — EASE OF SERVICING.**

### T/R-50 Mk. III INSTALLATIONS

are designed for use in a communications network and include the following additional features:

- **PRE-SET FREQUENCY SELECTION, CRYSTAL CONTROLLED** (in the Transmitter and Receiver) incorporating a patented **FLICK-CONTROL**.
- **BUILT-IN AUTO-ALARM SYSTEM**
- **AERIAL MATCHING:** 12-600 ohm impedance over the whole frequency range.

**ACCESSORIES AND SPARE PARTS**—All accessories and equipment spares for 3-5 years operation can be supplied with the equipment (immediate delivery).

We can supply for **IMMEDIATE DELIVERY** B.C.A. COMMUNICATIONS & BROADCAST TRANSMITTERS (from 250 w. to 5 kw.)

### Brief Specification:—

#### TRANSMITTER

**POWER OUTPUT**—50 WATTS.  
**FREQUENCY RANGE:** 1,500 Kc/s. to 12,500 Kc/s. in 3 bands, V.F.O. or **CRYSTAL CONTROL** with choice of five crystal positions.  
**EMISSIONS:** (a) Radiotelephone (voice) with facilities for full press-to-talk operation. (b) Radiotelegraph (code) with provision for full break-in keying.

#### RECEIVER

**SUPERHETERODYNE:** I.R.F., Mixer, Local Oscillator, 2-I.F.'s, 2nd Detector and 1st Audio, B.F.O., Power Output Stage with built-in Speaker and additional 500-ohm line connections.  
Note: The R-50 Mark II can be provided with a muting control (full or partial) on special order.

#### POWER SUPPLIES

12 v. Dynamotor Unit or A.C. Mains Supply Unit (100/130 v. and 200/250 v. 50/60 cycles).

## BRITISH SAROZAL LIMITED ELECTRONIC WORKS

1-3 MARYLEBONE PASSAGE - MARGARET STREET - LONDON - W.1  
Cables: S AR OZAL, LONDON Telephone: LANgham 9351 (3 lines)

A.I.D. and A.R.B. Approved.

# Z & I AERO SERVICES LTD.

Offer the following fully serviced and guaranteed equipment



### MILLIAMMETER RECORDER

(Elliott Bros.), 5 mA. movement, Chart Speed 3in. per minute (synchronous motor drive), switchboard pattern.

PRICE, brand new, complete with spares £50.

### MEGGERs

- Evershed Wee Meggers in leather carrying cases:**
- 500 volts, 50 megohms ..... £11 0 0
  - 500 volts, 20 megohms ..... £10 0 0
  - 250 volts ..... £7 10 0
- Record Minor Insulation Testers, in leather carrying cases, 500 volts ..... £7 10 0**
- Evershed 1,000 Volts Megger, complete with Decade Resistance Box..... £25 0 0**

### COMMUNICATION RECEIVERS

- S-27 Hallicrafter, range 27.8-143 mc/s., AM and FM Detectors, for 110/230 v. A.C. mains.**
- PRICE, checked and aligned..... £50 0 0
- Completely overhauled, as new ..... £75 0 0
- Marconi CR-150, range 2-60 mc/s., dual superhet, "S" meter, for dry battery operation ..... £50 0 0**

### TEST EQUIPMENT

- SIGNAL GENERATORS**
- Marconi TF-390G, 16-150 mc/s. .... £25 0 0
  - Marconi TF-517F, 18-58 and 150-300 mc/s. .... £35 0 0
  - General Radio/Federal Radio Type 804, 7.5-330 mc/s. .... £65 0 0
- SLOTTED LINE TS-56/AP, 428-700 mc/s. .... £65 0 0**

- FOSTER Model D Thermocouple Potentiometers, range 0-20/60 mV. temperature calibration for CR-Al, Pt-Rh and Fe-Constantan thermocouples. PRICE, complete with standard cell ..... £35 0 0**

All the above prices are ex our Warehouse in London. Packing and carriage extra at cost.

**Z & I AERO SERVICES LIMITED,**  
19 BUCKINGHAM STREET, LONDON, W.C.2. Telephone TRAFalgar 2371/2



# Wireless World Classified Advertisements

Rate 7/- for 2 lines or less and 3/8 for every additional line or part thereof, average lines 6 words. Box Numbers 2 words plus 1/6. (Address replies: Box 0000 c/o "Wireless World" Boreat House, Stamford St., London, S.E.1.) Trade discount details available on application. Press Day: March 1956 issue, Thursday, February 2nd. No responsibility accepted for errors.

## WARNING

Readers are warned that Government surplus components and valves which may be offered for sale through our displayed or classified columns carry no manufacturers' guarantee. Many of these items will have been designed for special purposes making them unsuitable for civilian use, or may have deteriorated as a result of the conditions under which they have been stored. We cannot undertake to deal with any complaints regarding any such items purchased.

### NEW RECEIVERS AND AMPLIFIERS

**C.J.R. ELECTRICAL & ELECTRONIC DEVELOPMENT**, Ltd., Bickford Rd., Witton, Birmingham, 6. Tel. East 0822. SPECIALIZE in the manufacture of High Fidelity Sound Reproducing equipment, including:

WILLIAMSON Amplifiers, Tone Control Stages with variable Steep Cut Filters, Cross-over Units, High Fidelity Portable Tape Recording equipments ideally suitable for replaying the new EMI pre-recorded tapes, Professional Recording Amplifiers, Microphone Mixing Units, etc. Send for details and leaflets. [0105]

A/M/FM receiver kits, 5 valve with AFC, 80 mile range, £18; FM only, £5. Bel Sound Products Co., Marlborough Yard, N.19. Arc. 5078. [0183]

**SHIRLEY LABORATORIES**, Ltd., 125, Tarring Rd., Worthing, Sussex, the precision high fidelity specialists; amplifier type SB/1-15E, 15 watts output, response 15 to 60,000c/s, bass lift 18 db, cut 18 db, treble lift 14 db, cut 20 db, B.V.A. valves, complete, 20gms; with 3-position switched input filter, 22gms; the Jupiter reproducers at 35gms; and now available for domestic use with Wearite decks, the TWA/15 tape amplifier, 13watts O/P, valve-voltmeter monitoring, etc., 45gms; also tape amplifiers for most decks, and specialized amplifiers to order for the musical and scientific industries, including the Williamson and Mullard 20 and 10watt.—Tel. Worthing 513, 3571. [0095]

### RECEIVERS AND AMPLIFIERS—SURPLUS AND SECOND-HAND

**LEAK** TL/12, RC/PA/L, tuner, 2 Wharfedale L speakers, leak cross over unit, Chapman F.M. tuner, lot £60 or near offer.—Pal. 7323. [5536]

**HRO** Rx's and coils in stock, also AR88, BC348R CR100, etc.—Requirements please to R. T. & I. Service, 254 Grove Green Rd., London, E.11. Ley. 4986. [0053]

**RF** feeder, Gelo, 6 bands 10 to 580m, own power, RF stage, mixer, IF detector, cost £42 2 yrs. ago, accor. £25.—Wes. 1846, or write Ashton, 42, Kensington Sq., W.8. [5564]

"**WIRELESS WORLD**" 7-valve F.M. tuner, unused, with cathode follower, magic eye and power supply, complete in cream Perspex cabinet 14 1/2 x 9 1/2 x 5 1/2 in, with slow-motion tuning indicator and internal illuminator; price £16/10 including 7 valves, as above but without cabinet, £14/15, approx. half original price, exceptionally good reproduction, ideal for use with all high-fidelity amplifiers and recorders. limited number, bargain.—Box 8393. [5571]

### LOUDSPEAKERS—SURPLUS AND SECOND-HAND

**WHARFEDEALE** W5G2 corner baffle and tweeter; £23.—Wills, 217, Hagley Rd., Birmingham. [5570]

### NEW TEST EQUIPMENT

**S.I.M.** TV signal intensity meter, directly calibrated in microvolts, indispensable for TV aerial and feeder installation and finding Radio-Aids, Ltd., 29, Market St., Watford, Tel. 5988. [5554]

### TEST EQUIPMENT—SURPLUS AND SECOND-HAND

**SIGNAL** generators, oscilloscopes, output meters, valve voltmeters, frequency meters, multi-range meters in stock; your enquiries are invited.—Requirements to R. T. & I. Service, 254, Grove Green Rd., London, E.11. Ley. 4986 [0056]

### NEW DYNAMOS, MOTORS, ETC.

**J.A.P.** No. 2A 1.2hp petrol engine, air-cooled 4-stroke, starting rope, tools. Instruction book; £17/10 delivered. T. W. PEARCE, 66, Great Percy St., W.C.1 (near Angel). [0013]

## The Output Transformer with a

# Pedigree

20 YEARS AGO Dr. Partridge wrote the original Partridge Manual featuring High Fidelity reproduction. At the same time the Partridge organization introduced the first High Fidelity Output Transformers.

Since that first introduction Partridge have consolidated their position as leaders in the field of High Fidelity Transformer design.

A wide range of standard Output Transformers is now available to suit all published circuits and to meet most individual requirements.



Illustrated is the P.3064 available in a full range to provide accurate matching to a wide variety of requirements. Price 115/-

Write for full High Fidelity literature and name of your nearest retailer.

**PARTRIDGE TRANSFORMERS LTD., TOLWORTH SURREY**

Phone: ELMbridge 673718

### DYNAMOS, MOTORS, ETC.—SURPLUS AND SECOND-HAND

"**DURLEC**" U.S.A. vibratory converters, 110-volt D.C. input, 110-volt A.C. output, 3 amps, 60 cycles, 50/60 watts; 30/- each. "ALLEN" U.S.A. armature testers, 110-volt D.C. 30/- each, 230-volt A.C. 65/- each; —W. H. Suffield & Co., 30, Field Lane, Teddington, Middlesex. [5560]  
2,000c/s motor-alternator sets, input 220v d.c. output 80v 1ph, 2,000c/s, 6.25amps, 500VA, complete with starter, fuses, control panel and voltmeter, all mounted in ventilated steel cabinet 14 1/2 x 26 1/2 x 49 1/2 in high, new in original cases; £16, carr. extra. P. E. ORAWSHAY 94, Pixmore Way, Letchworth, Herts. Tel. 1851. [0096]

### NEW GRAMOPHONE AND SOUND EQUIPMENT

**TRANSISTOR** pre-amps for tape play-back, junior 6gns; senior £9/15.  
**STEREOSONIC** tape equipment, complete, from £130.  
**REFLECTOGRAPH** tape-decks, £31/10; Lode-star.  
**JASON F.M.**, £16/12/7; kits, £6/18 complete. R/P amplifiers for Wearite, £25.  
**COLLARO**, Truvox and all decks and amps available.  
**PHONE** Gladstone 1770.  
**HARDING ELECTRONICS**, 120A, Mora Rd., Cricklewood N.W.2 [0032]  
**CRYSTAL** microphone inserts (Cosmocord Mic 6/4), in popular demand by hams and sound engineers, guarantee, neatly boxed and boxed; 15/6 post free.—Radio-Aids, Ltd., 29, Market St., Watford. [5555]

**HIGH GRADE TAPE** brand new, 1200ft on plastic spools, smooth oxide, tested deviation less than 1/2 Db within 1000th of a second, no head wear, measurable, coercivity 275 Oersted, plastic based; list 35/- offered at 22/6 each (2 1/2" - each for six); postage 1/6; guaranteed.

**TAPE RECORDERS** for industrial and professional use, disc recorders, blank discs, microphones; your tapes to disc, specialists in L.P. Microgroove.

**SPLENDID** reports of satisfied readers. "EROICA" Recording Services (1949), Recorder House, Peel St., Eccles, Manchester. Eccles 1624. Director, Thurlow S. [0122]

**CINE-VOX** disc recording equipments, C7J for high-quality recordings from existing microphone equipment; price from 28gns; also available as a complete channel inclusive of mic amplifier and playback equipment; at 70gns; type C7 for highest quality professional requirements—recorder mechanism at 48gns, or complete channel at 110gns; demonstrations arranged in London.

PLEASE write for details to K.T.S. Ltd., Coplow, Park Rd., Braunton, N. Devon. Tel. Braunton 224. Callers by appointment only. [0210]

### GRAMOPHONE AND SOUND EQUIPMENT—SURPLUS AND SECOND-HAND

**FERROGRAPHE** 2A/N as new; £70; also tapes, etc.—Box 8425. [5579]  
**CERSONIC** tape recorder, 3-speed mod., fast wind, rewind; £30 o.n.o.—Bri. 7114. [5553]

### COMPONENTS—SURPLUS AND SECOND-HAND

**RADIO CLEARANCE**, Ltd., 27, Tottenham Court Rd., London, W.1. Tel. Museum 9188.  
**ELECTROLYTICS**, capacity, voltage, size, type mounting, price post paid; 400/6, 1X2in, lug, 1/6; 250+250, 6v, 1X2in, lug, 1/6; 25, 25v, 1/2X1 1/2, W/E, 1/6; 500, 12v, 3/4X1 1/2, W/E, 2/-; 1000+2000, 6v, 1X3, clip, 3/9; 250, 12v, 1/2X1 1/2, clip, 1/9; 10, 25v, 1/2X1 1/2, clip, 1/3; 500, 50, 1X3, clip, 3/9; 50+50, 150v, 1 1/2X2, clip, 2/9; 100, 275v, 1 1/2X3, clip, 3/6; 60+250, 275/350v, 1 1/2X4 1/2, clip, 6/3; 40+40, 275v, 1 1/2X2, clip, 3/3; 24, 275v, 1/2X2, clip, 3/-; 32+32, 275v, 1X3, W/E, 3/3; 64+120, 275v, 3/4X4 1/2, clip, 5/6; 8, 450v, 3/4X2, clip, 1/9; 16+16+8, 350/425/6, 1 1/2X2, lug, 4/3; 32+32, 350/425, 1 1/2X2, clip, 4/3; 16+32, 350v, 1 1/2X2, clip, 3/6; 8+8, 350v, 1X2 clip, 3/3; 20+10, 450v, 1X3, clip, 4/-; 15+15, 450v, 20mi 25v, 1X3, lug, 2/3; 8, 500v, 1 3/4X2 1/2, 4/6; 8+8, 500v, 1X2, clip, 4/-; 200+500, 275/350v, 2X4, clip, 7/6; 32+32+8, 350/425v, 1 1/2X3, clip 5/-; all all cans, some with sleeves, all voltages WKG, surge V where marked, new stock guaranteed, 5mA meters, moving coil, bakelite case, 2in square, flush mounting, new, boxed, 7/- post paid; 50mA, 8/6.  
**TELEVISION** chassis, cadmium plated, steel, size 14X13X2 1/2 in, complete with 13 valve holders (9-B9A Pax, 1-B9A Cer, 2-B7G Cer, 1-Int. Oct. amp), 20 various tube strips, cut away for metal rect., line trans., etc.; 9/11 each, 8 post paid.

**FRONT** and rear tube mounts to fit above chassis, 3/- pair, post paid.  
**P.M.** focus rings, wide angle, tetrode tube, fully adjustable, 12/- post paid.

**SCANNING** coils, wide angle, with mounting lugs, 19/6, post paid.

**MAINS** trans., 340-220-0-220-340v, 220MA, 4v, 6.5A, 4v, 3A, 4v, 1.5A, 2v, 1.5A, 4v, 6.5A, Pri. 0-205-225-245v, 30/- post paid.

**MAINS** trans., 250-0-250v, 120MA, 6.3v, 2.5A, 6.3v, 0.6A, Pri. 0-110-125-150-205-225-245, 16/6 post paid.

**RADIO CLEARANCE**, Ltd., 27, Tottenham Court Rd., London, W.1. Tel. Museum 9188. [0015]

## RADIO TECHNICIANS IN CIVIL AVIATION

A number of appointments are available for interesting work providing and maintaining aeronautical telecommunications and electronic navigational aids at aerodromes and radio stations in various parts of the United Kingdom.

Applications are invited from men aged 19 or over who have a fundamental knowledge of radio or radar with some practical experience. Training courses are provided to give familiarity with the types of equipment used.

Salary £536 at age 25 rising (subject to a practical test) to £635. The rates are somewhat lower in the Provinces and for those below age 25. Prospects of permanent pensionable posts for those who qualify.

Opportunities for promotion to Telecommunications Technical Officer are good for those who obtain the Ordinary National Certificate in Electrical Engineering or certain City and Guilds Certificates. The maximum salaries of Telecommunications Technical Officers are Grade III £725, Grade II £850, Grade I £1,045.

Apply to the Ministry of Transport and Civil Aviation (ESB1/RT), Berkeley Square House, London, W.1, or to any Employment Exchange (quoting Order No. Westminster 6627).

## THE PLESSEY COMPANY

has vacancies in its Electronic division laboratories at Ilford for radio and electronic engineers in the following grades:

**PROJECT ENGINEERS**

**SENIOR ENGINEERS**

**JUNIOR and ASSISTANT  
ENGINEERS**

**SENIOR DRAUGHTSMEN**

These are *not* temporary vacancies, created by comparatively short term defence contracts, but permanent posts arising in the course of the continual expansion of the division's engineering activities in the electronic fields.

Senior men can be assured of remuneration commensurate with their experience and qualifications, while in the junior grades there are excellent opportunities for training and advancement. There is a considerable range of work available and the earlier applicants will have a wide choice of activities.

*Write, in confidence, to*

**The PLESSEY COMPANY LIMITED**  
Vicarage Lane, Ilford, Essex

## COMPONENTS—SURPLUS AND SECOND-HAND

**S**OUTHERN RADIO SUPPLY, Ltd., 11, Little Newport Street, London, W.C.2. See our displayed advertisement, page 154. [0016]

**INFRA** Red image converters, with cesium cell, 2 lens, metal housing (less Zamboni Pipe) 5/- each; 1/- post.—Annakin, 25, Ashfield Place, Octey, Yorks. [5572]

**G**OVERNMENT Surplus Illustrated Catalogue No. 12, containing over 400 items of electrical, mechanical and radio equipment for experiments, etc.; price 1/6, post free.—Arthur Sallis, 93, North Rd., Brighton, Sussex. [0093]

### WANTED, EXCHANGE, ETC.

**W**ANTED, receivers A.F.R.4, also T.N.16, 17, 18, 19, etc., and any radio test gear.—Box **LESLIE DIXON & Co.**, 214, Queenstown Rd., Battersea, S.W.8. Macaulay 2159. [0176]

**W**ANTED, Newton automatic voltage regulators, Admiralty pattern type W1698.—Box 7672. [5445]

**W**ANTED, tuning units, TN17, TN18, TN19, for R54/APR4 £50 each offered.—Box 4963. [0261]

**T**ELEPRINTERS; two TB 3-blank keyboard models wanted.—Cumberland Newspapers, Ltd., 27, English St., Carlisle. [5559]

**W**ANTED, coil winding machine for fine wire gauges up to 46 S.W.G.; one impregnating plant also required.—Box 7753. [5454]

**W**ANTED, set manufacturers or ex-Government radio equipment, large or small quantities of valves, electrolytics, speakers, meters, also components.

**LOWE BROS.**, 93, Diana Place, Euston Rd., N.W.1. Eus 1636/7. [4485]

**W**ANTED, HRO coils, Rxs, etc., A.R. 98s, BS348s, S27s, etc.—Details to R.T. & I Service, 254, Grove Green Rd., London, E.11. Ley. 4986 [0163]

**W**ANTED, valves TV tubes, televisions, radios, radiograms, tape recorders.—Alan Willetts, 43, Spon Lane, West Bromwich, Staffs. Tel. 2392. [5097]

**W**ANTED, B.C.610 Hallicrafters, E.T.4536 transmitters and spare parts for same. best prices.—F.C.A. Radio, Beaver Lane, Hambletonsmith, W.6. [0079]

**U**RGENTLY wanted, manuals or instruction books, data, etc., on American or British Army, Navy or Air Force radio and electrical equipment.—Harris, 93, Wardour St., W.1. Gerrard 2504. [5167]

**W**ANTED good quality communication RYS tape recorders, test equipment, domestic radios, record players, amplifiers, valves, components, etc. estb. 18 years.—Call, send or phone Ger. 4639 Miller's Radio, 38a, Newport Court, Leicester Sq., W.C.2 [4824]

**W**ANTED, signal generators types TF144G, TF517F, TF762A, frequency meters type BC221, TS174, TS175, also receivers: Han R1359 and R1294.—Send price and details to Hatfield Instruments, Ltd 175, Uxbridge Rd., Hanwell, W.7 Tel. Ealing 0779/9857. [0037]

**A**LL U.S.A. V.H.F. test and communication equipment; TS174, TS175, TS47, B.C.221 freq. meters; receivers 1294, 1359, Hallicrafters S.27, S.27CA, U.S.A.; APR4 and tuning units TN16, 17, 18 and 19 RCA A388D-LF Hallicrafters SX28; valves 707A-707B, 2K28, 2K39, 2K33, 2K41; highest offers given by return.—Ger. 8410 and 4447. Universal Electronics, 22, Lisle St. Leicester Sq., London, W.C.2. [0229]

### GABINETS

**L**EWIS RADIO have the best selection and finest finish.—See page 156. [0224]

**W**ALNUT radiogram and television cabinets soundly constructed; stamp for details.—R. Shaw, 69, Fairlop Rd., Leytonstone, E.11 [5162]

### METERS WANTED

**W**E urgently require meters of all types. meter components, test equipment, etc., any quantity, large or small; prompt cash.

**ANDERS ELECTRONICS, Ltd.**, 91, Hampstead Rd., London, N.W.1 Euston 1639 [4663]

### REPAIRS AND SERVICE

**M**AINS transformers rewound, new transformers to any specification

**MOTOR** rewinds and complete overhauls: first-class workmanship; fully guaranteed.

**F.M. ELECTRIC Co., Ltd.**, Potters Bldgs., Warser Gate, Nottingham, Est. 1917 Tel 47898 [0113]

**L**OUNDSPEAKERS repaired promptly.—Model Loudspeaker Service, Bullingdon Rd, Oxford. [5526]

**M**AINS transformers, E.H.T.s, chokes, field coils, etc., promptly and efficiently rewound or manufactured to any specification

**LADBROKE REWIND SERVICE, Ltd.**, 820a, Harrow Rd., London N.W.10. [0222]

**T**RANSFORMER rewind service, mains, E.H.T. transformers and chokes, prompt delivery, range of replacement types, ex-stock or manufactured to your specification.

**METROPOLITAN RADIO SERVICE Co.**, 75, Kilburn Lane London W.10, Ladbroke 2296 [0200]

**24-HOUR** service, 6 months' guarantee, any transformer; rewind, mains outputs and i.f.s., etc.; all types of new trans., etc., supplied to specification; business heading or service card for trade prices.—Majestic Winding Co. 180, Windham Rd., Bournemouth. [4268]

**R**EWINDS and conversions to mains and output trans., pick-ups, fields, clock coils, etc., from 4/6; PE equipment a speciality; all work guaranteed.—N.L. Rewinds, 173, High Rd., Willesden Green, N.W.10, Tel. Wordsworth 7791. [5581]

## FERRANTI LTD.

### WYTHENSHAW

have a number of vacancies for

(1) **ENGINEERS AND PHYSICISTS** for RESEARCH and DEVELOPMENT work in the following fields:—Radar, radio and electronic circuits.

Microwave systems, Hydraulic control systems and servo-mechanisms, Relays and Electromechanical Devices.

Test equipment associated with the above. Applicants should be graduates in Electrical or Mechanical Engineering or Physics, or hold equivalent qualifications. For these vacancies some previous experience is desirable. Salary range £800-£1,500.

(2) **TECHNICAL ASSISTANTS**, possessing degrees or Higher National Certificates in Electrical or Mechanical Engineering or Physics for experimental work in the fields listed in (1). Salary range £600-£900 for Honours Graduates or £500-£800 for lesser qualifications according to experience.

The appointment would be to the permanent staff of the Company and offer the prospect of interesting work in MODERN, WELL-EQUIPPED LABORATORIES in SOUTH MANCHESTER within easy reach of RESIDENTIAL DISTRICTS. The Company operates a Staff Pension Scheme.

Application forms from Mr. T. J. Lunt, Staff Manager, Ferranti Ltd., Hollinwood, Lancs.

Please quote reference W (1) or (2).

## SENIOR DRAUGHTSMEN

Due to expansion of the Electronics Division of the Plessey Company Limited there are several vacancies for experienced men in the following fields:

1. Design of a wide range of electronic equipment, including work to Service requirements.
2. Mechanical design of precision mechanisms for quantity production.

These vacancies carry attractive salaries and long term prospects in reward for hard work and offer good staff conditions including superannuation and insurance schemes. Applications, which will be treated in confidence, should be addressed to:

**THE PLESSEY COMPANY LIMITED**  
VICARAGE LANE  
ILFORD, ESSEX



# Fidelia

HAND BUILT  
QUALITY  
UNITS

FIDELIA  
FOR THE  
FINEST HIGH  
FIDELITY

Brief circuit details of our superb Major 12 valve A.M./F.M. model are, Normal wavebands plus V.H.F./F.M., R.F. stage on all wavebands, Independent A.M. and F.M. mixer stage, two L.F. stages (F.M.) Separate amplifier unit with 9 watt triode push-pull output and 26 db negative feedback over three stages and the output transformer. Tone control stage with separate bass and treble controls. Gramophone input for low impedance or crystal pick-ups. Price £44.

Fidelia de Luxe 11 valve A.M./F.M. model. Many of the features of our Major model, with 7 watt triode push-pull output stage. . . . . £33 12  
Fidelia Standard 9 valve A.M./F.M. . . . . £30 0  
Fidelia F.M. Tuner Units. From . . . . . £14 3

Full details of these and our other models on request.



ELECTRO  
Acoustic  
DEVELOPMENTS

2 AMHURST ROAD,  
TELSCOMBE CLIFFS,  
Nr. BRIGHTON,  
SUSSEX.

Tel: Peacochaven 3156

Applications are invited from

## GRADUATE ENGINEERS

to initiate a programme of simulation and analysis of high performance Electro Hydraulic Servos, working in conjunction with Guided Weapon Control Systems.

The work involves both amplifier design and servo analysis; previous experience in at least one of these fields is necessary.

The appointment carries monthly staff status and offers considerable scope to a suitably qualified candidate.

Good Welfare, Sports and Social facilities with Staff Pension Scheme are in operation.

Applications should be addressed to the

Personnel Manager, ROTOL LIMITED, Cheltenham Rd., Gloucester.

**REPAIRS AND SERVICE**  
D. C. BOULTON for repairs to any loud-speaker, specialists on heavy and light types; cone assemblies, field coils, repair accessories, pressure units, microphones; transformers rewound and to specification; motor rewinds.—Lumby St., Manchester Rd., Bradford. Tel. 22858. [0171]

**ARMATURE** rewinding service to the trade. Vacuum, drills, grinders, hood cleaners, dental motors, vacuum cleaners, armatures replaced from stock; 24 hours' service; every job guaranteed we also specialize in complete overhauls and rebuilds of vacuum cleaners; all vacuum cleaner parts, hoses, bearings, fans, brushes for any make in stock.—Regan Electric, 95, Park Lane, Leeds, 1. [0028]

**WORK WANTED**  
**CAPACITY** for assembly available; A.I.D. approved; radio, electronics.—Box 2064. [5511]

**CAPACITY** available for small plastic moulds and stamping tools; highest limits clean work, reasonable prices; speciality: hearing aids and electronic components.—Tool maker, 23b, St. Steuhen's Ave., London, W.12. Appointment by phone, She. 7069. [0084]

**CAPACITY AVAILABLE**  
**FACTORY** capacity available Kent, Evesham and Dundee; 100 unskilled women at each; suitable for light assembly work March/April, 1956.—Box 8212, c/o "Wireless World." [5537]

**HIRE PURCHASE** facilities available to accredited dealers.—Write Box 380, Rays, Ceel Court, London, W.C.2. [5567]

**PAINTS, CELLULOSE, ETC.**  
**PAINT** spraying handbook, 3/6 post free, cellulose and synthetic paints and all spraying requisites supplied at prices free.—Leonard Brooks, 53, Harold Wood, Romford. [0207]

**MISCELLANEOUS**  
**TAPE** to disc, LP 22/-, 78, 11/-; s.a.e. leaflet.—Marsh, Little Place, Moss Delph Lane, Aughton, Ormskirk, Lancs. [5298]

**AUTOMATIC** dual coil winding machines, range from 22 to 44 S.W.G.—Hawkins, 170, Witton Rd., Aston, Birmingham, 6. [5019]

**METALWORK**, all types cabinets, chassis, racks, etc., to your own specification; capacity available for small milling and capstan work up to 11/2 bar.

**PHILPOTT'S METAL WORKS, Ltd. (G4B1).**—Chapman St. Loughborough. [0208]

**CONSULT** professionals on tape-to-disc purchasing, 10in. disc, 13/6; 30 min. L.P., 28s; trade terms.—Sound News Productions, 53, Erynton St., W.1. Amb. 0091. [5578]

**YOUR** own tape recording transferred to disc 78's or L.P.'s.—Write, call or phone Queensway Private Recording Studios, 123, Queensway, W.2. Tel. Bay. 4992. Studio Recordings. [5561]

**BUILD** your own TV and learn about its operation, maintenance and servicing. Qualified engineer-tutor available whilst you are learning and building. Free brochure from E.M.I. Institutes, Dept. WW58, London, W.4. (Associated with H.M.V.) [0180]

**H.T.** and other batteries, special offers: special release by the M.O.S. of layer-built batteries all of recent manufacture and tested for full voltage before despatch; 90v H.T. 1.5v L.T. 4 1/2in x 3 1/2in x 2 1/2in, 5/11 each, 2 for 10/-, post and packing 1/6; 30v, size 2 1/2in x 1 1/2in x 1/2in, weight 3 1/2oz, 2/6 ea., post 6d, or box of 12 for 25/-, post 1/3; 150v, size 5 1/2in x 2 1/2in x 1 1/2in, weight 1lb, 5/- each, post and packing 1/6; 60v H.T., +1.5v L.T., size 4in x 3 1/2in x 1 1/2in, 4/6 each, post and packing 1/3, or 2 for 8/-, post and packing 1/6; 72v H.T., +1.5v L.T., layer type, size 6in x 5 1/2in x 2 1/2in, 4/6 each, post and packing 1/3, or 2 for 8/-, post and packing 1/6.  
**WALTON'S** Wireless Stores, 48, Stafford St., Wolverhampton. [0145]

**NOTICES**  
**BRITISH SOUND RECORDING ASSOCIATION.** Details of membership, open to the professional sound recording engineer and all others interested in recording high quality reproduction and other branches of audio engineering, together with details of the London lecture programme and the Manchester, Portsmouth and Cardiff Centres, may be obtained from the Hon. Membership Secretary, H. J. Houlgate, A.M.I.E.E., 12, Strong bow Rd., Eltham, S.E.9. [0031]

**SITUATIONS VACANT**  
The engagement of persons answering these advertisements must be made through the local office of the Ministry of Labour and National Service, etc., if the applicant is a man aged 18-64 or a woman aged 18-59 inclusive, unless he or she or the employer is exempted from the provisions of The Notification of Vacancies Order 1952.

**E.M.I. ELECTRONICS, Ltd.**  
**REQUIRE** an Engineer with mechanical and electrical experience to set up a servicing dept. for electronically controlled machine tools and other electronic control gear; an unusual opportunity to be first in a new and interesting field; would suit adequately qualified ex-officer R.A.F. or R.E.M.E., with experience of radar servicing.—Please write, giving full details of experience, etc., to Personnel Dept. (EL/1), E.M.I., Ltd., Hayes, Middx. [5547]

**PUBLICITY;** assistant wanted for publicity department of electronics company; interesting work, writing for Press, advertising, exhibitions; knowledge of ships and the sea an asset.—Box 8323. [5558]

# OPPORTUNITIES IN RADIO



Get this FREE Book!


'ENGINEERING OPPORTUNITIES' reveals how you can become technically qualified at home for a highly paid key-appointment in the vast Radio and Television Industry. In 144 pages of intensely interesting matter, it includes full details of our up-to-the-minute home study courses in all branches of TELEVISION and RADIO, A.M. Brit. I. R. E., City & Guilds, Special Television, Servicing, Sound Film Projection, Short Wave, High Frequency and General Wireless Courses.

We definitely Guarantee

"NO PASS—NO FEE"

If you're earning less than £15 a week this enlightening book is for you. Write for your copy today. It will be sent FREE and without obligation.

BRITISH INSTITUTE OF  
ENGINEERING TECHNOLOGY  
288b COLLEGE HOUSE,  
29-31, WRIGHT'S LANE,  
LONDON, W.8.



## Davey CORNER REFLECTOR Loudspeakers

By turning the speaker cone away from the listener and using two walls of a room to reflect the sound, the music appears to be spread across a very wide stage with a strong illusion of depth or perspective.

Made in three sizes—send for fully illustrated leaflet. Licensed under Pat. No. 28638/49.

EMG HANDMADE  
GRAMOPHONES LTD

6 Newman Street London W1



## ESTIMATORS

### PHILIPS ELECTRICAL INDUSTRIES LIMITED.

have a number of vacancies in the Estimating Department at their Mitcham plant. The posts available are for:—

- (1) Senior Engineering Estimators.
- (2) Trainee Estimators.
- (3) Technical Clerks.
- (4) Pricing and Analysis Clerks.

Applicants for the senior posts should have some experience in mass production techniques, particularly in the field of Radio and Television Receiver Manufacture. For the other positions, preference will be given to men who show evidence of willingness and ability to study Engineering Techniques and suitable applicants, after a period of service, may be considered for training as specialist estimators.

All the above posts carry a progressive salary, in accordance with individual experience and qualifications. The Company provides good working conditions with a 5-day week; pension scheme; sick-pay plan; sports and social club.

Applicants are invited to write in confidence, to Mr. I. D. Shaw, Personnel Officer, Philips Electrical Industries Limited, New Road, Mitcham Junction, Surrey, quoting reference—B.1.



**DECCA RECORD PLAYERS.**  
Standard or L.P. List price £12/1/6. Our price 6 kns. Packing, carriage, etc., 10/6.

**PLUS-A-GRAM CON-SOLE** and table models at less than half price  
3 speed, variable speed, auto-change and AQ/DC models available.

**DECCA 78 R.P.M.**  
Variable speed players. Garrard motors, plug-in heads. Sapphire styl. List price £12/18/5. Our price £8/19/6. Packing, carriage, etc., 10/6.

Send stamp for bargain list of record players  
**RONALD WILSON & CO.**  
12, BRIDGE STREET, WORCESTER

### SITUATIONS VACANT CINEMA-TELEVISION, Ltd.

HAVE several vacancies in their laboratories for engineers to carry out development work on interesting projects in the electronic field; the programme includes design of television transmitting equipment, including colour, electronic instruments and equipment for industrial and Government applications; the requirements cover the knowledge of H.F. and Pulse techniques, and experience with counting and other timing equipment; the majority of the equipment incorporates new vacuum tubes designed and made in our own laboratories. The vacancies are:—  
**SENIOR** development engineers with B.Sc. or equivalent degree, and some years' practical and responsible experience in any of the above fields.  
**JUNIOR** development engineers with H.N.C. or technical knowledge to that standard, coupled with good practical experience in any of the above fields.  
**GOOD** prospects exist for suitable applicants, and the positions are pensionable; housing assistance may be considered in special cases; 5-day week; good canteen; 25 minutes Charing Cross.—Write, giving full details of experience, age and salary required, to Cinema-Television Limited, Worsley Bridge Rd., Lower Sydenham, S.E.26. [5539]

### FEDERATION OF NIGERIA.

A VACANCY exists for an Electrical Engineer (Meteorological Service) in the Federation of Nigeria (BCD 57/14/04).  
**DUTIES** include determination of types of radio and radar meteorological equipment to be installed, supervision of maintenance and modification and possible operation of such equipment and work in connection with meteorological signals traffic.  
**CANDIDATES** should hold a University degree in electrical engineering or should have passed such examination as will exempt them from Parts A and B of the examination for A.M.I.E.E. and must have special experience of radar and should preferably have experience of meteorological radio and radar aids. Exceptionally, candidates may be considered with lesser qualification if they have very good theoretical electrical knowledge and have considerable experience in meteorological radio and radar aids.

**APPOINTMENT** is either pensionable on probation in the salary range £1,086 to £1,680 per annum or on contract in the salary range £1,290 to £1,956 per annum. For candidates without full professional qualifications pensionable salary £374/6/80 per annum, contract salary £1,080-£1,956 per annum. A gratuity of £37 10s for every three months' satisfactory service, payable on completion of a contract appointment. Government grants are provided if available at a rental of 84½% basic salary with a maximum of £150 per annum. Free first class passages for the officer and his wife. Assisted passages for children up to the cost of two adult fares and a conditional grant of £75 per annum for a maximum of two children maintained in the United Kingdom. Leave is granted at the rate of seven days for each month of resident service in a tour of 18 to 24 months.

**FURTHER** details of application, in writing, to the Director of Recruitment, Colonial Office, Sanctuary Buildings, Great Smith St., S.W.1, giving brief particulars of age, experience and qualifications and quoting the reference number BCD 57/14/04. [5545]

### EXPANDING Electronic Division.

OF a company of established reputation requires able and experienced  
**SENIOR** Electronic Engineers  
TO undertake a responsible part in the development of a wide variety of specialised equipment.

THE appointments are permanent and pensionable, attractive salaries are offered to engineers capable of directing entire projects with initiative and enthusiasm.

**CANDIDATES** should preferably possess an Honours Degree or the equivalent, although a lack of academic qualifications should not serve as a deterrent to engineers of proven ability.

**EXPERIENCE** should include several years of circuit design, and a sound knowledge of radio communications circuits is an advantage. **APPLICATIONS** will be treated as confidential and should be made to The Superintendent, Electronic Development Division, R. E. Pullin & Co., Ltd., Great West Rd., Brentford, Middlesex. [0209]

### TELECOMMUNICATIONS Engineer.

**BRITISH** company in Bangkok require a telecommunications engineer with working knowledge of manual and automatic telephony, H.F. and V.H.F. radio equipment. The position calls for executive and sales ability. Applicants preferably single, and between 25 and 30 years old. Passages paid, provident fund. Accommodation provided, transport assistance and leave at end of contract.—Write Box T.669, c/o Streets, 110, Old Broad St., E.C.2. [5471]

**RADIO** Technicians, experienced in testing and fault-finding wanted to work in modern well-equipped factory on south coast; permanent jobs for good men; write stating rate required.—Box 6982. [5321]

**SENIOR** inspector required by London electronic component manufacturers, fully conversant A.I.D. procedure, experience capacitor inspection essential; salary £852 p.a., own staff advised.—Write Box 8406. [5573]

## The Guided Weapons Department of VICKERS-ARMSTRONGS (Aircraft) Limited

are about to form a new section to deal with problems of standardisation. This section will require a number of engineers capable of analysing and preparing technical data to be used as standard throughout the department. Investigation work will cover a very wide field of structural, mechanical and electronic design, engineering and testing.

There are immediate vacancies for Structural Mechanical and Electronic Engineers, offering opportunity, scope and security in an interesting field of work.

Applicants should possess a sound engineering background coupled with the ability to think in a clear and concise manner.

Applications, quoting date and prefix letters of advertisement, to:

**EMPLOYMENT MANAGER  
VICKERS-ARMSTRONGS  
(Aircraft) Limited  
WEYBRIDGE WORKS,  
WEYBRIDGE, SURREY**

## YOUR METER DAMAGED?



Leading  
Electrical  
Instrument  
Repairers  
to the  
Industry

Contractors to the Ministry of Supply and General Post Office. Repairs by skilled craftsmen of all makes and types of Voltmeters Ammeters, Microammeters, Multirange Test meters, Electrical Thermometers, Recording Instruments, etc. Quick deliveries—for speedy estimate send defective instruments by registered post to:—

**L. GLASER & CO. LTD.**  
Electrical Instrument Repairers  
96-100 ALDERSGATE STREET, E.C.1  
(Tel.: MONarch 6822)



**LEO COMPUTERS LTD**  
(Subsidiary of J. Lyons & Co. Ltd.)  
**ELECTRONIC ENGINEERS.**

LEO COMPUTERS LTD. have experience in building and operating large-scale digital computers, which in this country is unique. They are producing computers for sale to industrial and commercial concerns and are already providing a computing service on accounting and mathematical problems of all kinds. The present small team of electronic engineers is being expanded and applications are invited for the following posts:—

**SENIOR ELECTRONIC ENGINEER, H.N.C.** standard in electronics, experience in pulse-circuitry, preferably on computers, responsible for work of small teams of engineers skilled in all aspects of fault-finding and maintenance with large-scale digital computers.

**ELECTRONIC ENGINEERS, H.N.C.** in electronics and experience in pulse-circuitry desirable—not essential. Working in small teams on fault-finding and maintenance. Training given in general computer work. Canteens, sports and pension fund of J. Lyons & Co. Ltd. available.

Interviews Saturday mornings if required.

Apply stating age, qualifications, starting salary, and brief outline of education and experience to LEO Systems (S.R.O.), Elms House, Brook Green, London, W.14.

**SITUATIONS VACANT**

**FERRANTI, Ltd.**, have the following

**IMPORTANT vacancies in their ELECTRONIC computer department.**  
(1) **INSTALLATION** engineers of graduate status and preferably with experience in the development of electronic equipment to supervise the installation of Ferranti computers; these posts involve responsibility up to the final acceptance stage and offer excellent scope for men of technical and administrative ability; ref. D.C.I.  
(2) **MAINTENANCE** engineers for post-installation service to Ferranti computers; as these equipments are being installed in many research establishments in this country and overseas, the posts provide opportunity for travel, based on Manchester; maintenance vacancies exist also in London for computers in the South of England; technical knowledge up to H.N.C. standard or its equivalent is desirable and experience with service electronic equipment may well be an advantage; ref. D.C.M.  
**PERMANENT** staff appointments with pension benefits.  
**APPLICATION** forms from Mr. T. J. Lunt, Staff Manager, **FERRANTI, Ltd.**, Hollinwood, Lancs. Please quote appropriate reference. [5581]

**ULTRASONIC** research and development.  
**THERE** are progressive posts for young physicists or engineers with a growing department concerned with the application of ultrasonics to non-destructive testing; energy and ability more important than qualifications but degree standard desirable; some electronic aptitude a distinct advantage.  
**SALARIES** will be paid according to qualifications, experience and ability but are based on generous scales and adequate payment during illness and pension schemes, etc., are in operation.  
**APPLICATIONS** can be made in strict confidence and should include details of education, experience, age and salary required and be addressed to: **PERSONNEL Manager, Kelvin & Hughes, Ltd.**, New North Rd., Barkingside, Essex. [5404]

**ULTRA ELECTRIC, Ltd.**, Western Ave., Acton, London, W.3.  
**REQUIRE** the following engineering staff for permanent, responsible posts in their expanding organisation; excellent conditions in modern laboratories, attractive salaries; pensions scheme.  
1. **TELEVISION Development.**  
(a) **SENIOR** Engineers with good academic qualifications and experience in R.F. circuit design of pulse and scanning techniques.  
(b) **JUNIOR** Engineers with academic qualifications or development experience.  
2. **RADIO Development.**  
**RADIO Development Engineers** with good academic qualifications and experience; some experience of AM/FM receiver design an advantage.  
3. **ELECTRONICS.**  
(a) **SENIOR** Electronic Engineers capable of handling teams engaged on research and development of:—  
(i) U.H.F. and V.H.F. communication systems.  
(ii) **ELECTRONIC** navigation systems.  
(iii) **DEVELOPMENT** of transistor applications.  
(iv) **INDUSTRIAL** application of electronics.  
(b) **JUNIOR** Engineers with suitable qualifications and/or experience of work in the above fields.  
4. **SERVO Mechanisms.**  
(a) **SENIOR** Engineers for the development of electric servo control equipment for application to aircraft Engines with magnetic amplifier techniques desirable.  
(b) **JUNIOR** Engineers to assist in above work.  
(c) **LABORATORY** Assistants required with a knowledge of instrumentation and component testing.  
5. **TEST Equipment.**  
(a) **DEVELOPMENT** Engineers for design and development of production test equipment for T.V., radio or contract work. H.N.C. standard and experience.  
(b) **JUNIOR** Engineers with qualifications and preferably with some experience.  
(c) **LABORATORY** Assistants for measurements section; experience of calibration and certification of electronic equipment essential.  
6. **MECHANICAL Laboratory.**  
**JUNIOR** Development Engineers for mechanical test laboratory work; should have practical training. O.N.C. or equivalent qualification. Drawing office experience an advantage.  
**APPLICANTS** are requested to write to the Personnel Manager (mentioning the post desired) and give full details—in confidence—including experience, qualifications, age and salary required; Saturday morning interviews arranged if desired. [5307]

**A DRAUGHTSMAN** with mechanical design experience is required for the **ELECTRONICS DIVISION** of Saunders-Roe, Ltd. Applications are invited from suitably qualified men, especially those with a basic knowledge of the principles of Electronics plus experience in the design of electromechanical transducers, servomechanisms and electronic assemblies.  
**HOUSING** assistance, pension and assurance schemes and other amenities can be offered.  
**THOSE** interested should write, quoting ref. WW/50 and giving details of age, experience, etc., to the Personnel Officer, Saunders-Roe, Ltd., East Cowes, I.O.W. [5488]

**The Edison Swan Electric Co. Ltd., Cosmos Works, Brimsdown, Enfield, Middlesex,** has vacancies in its Research and Development Laboratories for:

1. **Circuit Development and Application Engineers** for Colour Television investigations.
2. **Circuit Development and Application Engineers** for Black and White Television development work.
3. **Engineers** for development work on Television and F.M. Amplifier problems. Previous experience in V.H.F. or F.M. required.
4. **Cathode Ray Tube Development Engineers** for development work on colour and black and white tubes. Previous experience on cathode ray tube development or design required.
5. **Application Engineers** for work in connection with customer problems on Television, Radio and F.M.
6. **Engineer** for design of test equipment for Colour, Black and White Television and allied development work.
7. **Engineers** for Circuit Development and Application work on Transistors.

The above applicants should have a good Engineering or Physics degree or equivalent, but vacancies also exist for candidates with H.N.C. or equivalent qualifications.

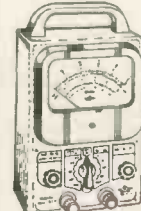
The vacancies are a result of a large expansion in the Company's activities.

Good salaries will be paid to suitable applicants and the positions are progressive and carry the advantages of a Pension Scheme.

The starting salary will depend on the qualifications, experience and age of the applicants.

Applications in writing, which will be treated with the strictest confidence, should be made to Mr. C. L. Hirschman, Chief Engineer, Applications and C.R.T.

**THE OSRAM NINE-ONE-TWO**  
**AMPLIFIER INSTRUCTION BOOK**  
and  
**HIGHEST QUALITY COMPONENTS**  
Available from  
**COVENTRY RADIO**  
189, DUNSTABLE ROAD, LUTON.  
'Phone : 2677.  
Price 3/6, plus 3d. postage  
also  
Our 1954-55 Component Catalogue at 1/-



**PULLIN**  
SERIES 100  
**TEST METER**  
AC/DC 10,000 μV  
21 RANGES  
100 μA to 1000 V  
COMPLETE IN DIE-CAST CASE WITH TEST LEADS, CLIPS AND PRODS FULLY GUARANTEED

SENT POST FREE FOR **£2.10s.**  
deposit & eleven further monthly payments of **£1.** Cash Price **£12.7.6.**

*Frith* **RADIOCRAFT Ltd**  
69-71 CHURCH GATE LEICESTER  
PHONE 58927



**This UNIQUE BENDER**



**Quickly and Accurately Forms**

Angles, Channels, Sections, Boxes, Lids, Trays, Tanks, Chassis Brackets, Clamps, Clips, Shrouds, Chemical, Electronic and Electro Medical apparatus. Used by leading Radio Manufacturers. Invaluable to Servicing Engineers, Hospitals, Universities and Research Workers

For 6 page Folder write to:—



**A. A. TOOLS (W)**

197a Whiteacre Rd., Ashton-u-Lyne

Every genuine A.A. tool bears this mark.

**LOUDSPEAKER CABINETS**

For

**GOODMANS W.B. G.E.C. KELLY and JENSEN**

**STANDARD BASS REFLEX CABINETS**

Fully finished in Walnut, Mahogany or Oak Cabinets for 8" Speakers £9. 10" Speakers £9.10. 12" Speakers £10. Carriage paid.

**Demonstrations without Appointment**

You can see your cabinet being made in our cabinet-making workshop. Cabinets made to order.

Armstrong Chassis and Amplifiers.

**LOUDSPEAKERS.**

Open till 5.30 Saturdays.

**A. DAVIES & CO. (Cabinet Makers)**

3 Parkhill Place, off Parkhill Road, London, N.W.3. GULLIVER 5775.

**SPECIAL OFFER G.E.C. & B.T.H. GERMANIUM CRYSTAL DIODES**

1/- each. Postage 2½d.

Diagrams and three Crystal Set Circuits Free with each diode.

A large purchase of these fully GUARANTEED diodes from the manufacturers enables us to make this attractive offer.

**COPPER INSTRUMENT WIRE ENAMELLED, TINNED, LITZ, COTTON AND SILK COVERED**

All gauges available.

**B.A. SCREWS, NUTS, WASHERS,** soldering tags, eyelets and rivets.

**EBONITE AND BAKELITE PANELS.**

**TUFNOL ROD, PAXOLIN TYPE COIL FORMERS AND TUBES.**

ALL DIAMETERS.

SEND STAMP FOR LIST. TRADE SUPPLIED

**POST RADIO SUPPLIES**

33 Bourne Gardens, London, E.4

**SITUATIONS VAGANT**  
A. T. & E. (BRIDGNORTH), Ltd., Bridgnorth, Shropshire, have the following vacancies in their telecommunication drawing offices:—

(a) DEPUTY chief draughtsman with several years' experience in the design and checking of telecommunication equipment and electro mechanical apparatus.

(b) DRAUGHTSMAN designer for work on layout and light engineering products associated with radio and telecommunications.

(c) DRAUGHTSMAN-Checker with workshop experience and knowledge of modern production manufacture of electronic and telecommunication equipment.

(d) DRAUGHTSMEN with workshop experience for design and detailing of electro-mechanical apparatus.

ALL these posts offer excellent opportunities to keen men in an expanding organisation; salary £500-£850 per annum according to experience; 5-day week, pension scheme, assistance with housing for senior staff where required.

APPLICATIONS to the Chief Draughtsman, stating age, qualifications and experience. [5430]

TOP grade service engineers required for expanding company; excellent salary and prospects.—Apply to Teleonic Radio, Ltd., 3a, Church St., Slough, Bucks. [5551]

**THE TELEGRAPH CONSTRUCTION & MAINTENANCE Co., Ltd.**, cable manufacturers, have vacancies for Technical Assistants in their Design and Specification Dept.

APPLICANTS should have knowledge of one or more of the following:—

- 1.—DESIGN of H.F. telecommunication, power or lighting cables.
- 2.—MANUFACTURE of electric cables.
- 3.—CABLE specifications.
- 4.—TESTING of H.F. or communication cables.
- 5.—CABLE applications.

APPLICANTS should preferably possess H.N.C. or equivalent qualifications but applications will be considered from persons with suitable experience.—Write details to Personnel Manager, Telcon Works, Greenwich, S.E.10. [5543]

**E**LECTRONIC Development Engineers. Applications are invited from Electrical and Mechanical Engineers qualified to fill the following interesting posts on the Development Staff of a leading manufacturer.

(a) DEVELOPMENT and engineering of T.V. receivers for mass production.

(b) DEVELOPMENT of colour T.V. systems as applied to receivers. Some experience in this line is desirable.

(c) APPLICATION of printed circuit techniques to T.V. and domestic radio receivers and other electronic equipment.

(d) APPLICATION of small-scale electronic devices to electronic equipment and also to the mechanization of manufacture.

(e) APPLICATION of semi-conductor devices to existing electronic equipment and also the development of new designs involving these techniques.

THOSE interested should write in confidence, giving brief details of qualification and experience, to the Personnel Manager, the General Electric Co., Ltd., Radio and Television Works, Spon St., Coventry. [5575]

**R**ADIO service mechanics required by Smiths (Radiomobile), Ltd., for many parts of the country.—Write details of experience and qualifications to Personnel Officer, Greenwood Works, North Circular Rd., London, N.W.2. [0342]

**U**NIVERSITY College, London (Gower St., W.C.1), has vacancy for senior technician in Dept. of Physics for construction of electronic apparatus for physics research; salary up to £610 p.a.—Application forms from Secretary, quoting Physics/11. [5533]

**E**LECTRONIC wiremen required for small assembly work, women considered, must be able to work from prototypes; further training will be given if necessary; 5-day week in pleasant country conditions, Bromley, Kent, area; free lunches.—Apply Box 8301. [5552]

**F**ERRANTI, Ltd., Dundee, require graduate in physics or electrical engineering, for process engineering department; experience with valves an advantage, permanent pensionable staff position.—Apply to Personnel Supervisor, Ferranti, Ltd., King's Cross Rd., Dundee. [5550]

**E**XPERIENCED radio testers and inspectors required for production of communication and radio apparatus, also instrument makers, writers and assemblers, for factory test apparatus.—Apply Personnel Manager, E. K. Cole Ltd., Ekco Works, Malmesbury, Wilts. [0238]

**M**CMICHAEL RADIO, Ltd., Slough, Bucks, have vacancies for men engaged on Government projects; those wishing to be considered are invited to write fully to the Chief Engineer, Equipment Division. [0198]

**S**ERVICE engineer required, able if required to take charge busy service dept, handling all makes radio, TV, etc.; top salary paid; good conditions.—Apply only if efficient to Electrical Services (Edgware), Ltd., 93, Edgware Rd., W.2. Pad. 2342. [5352]

**BRITISH EUROPEAN AIRWAYS** require flight simulators; the maintenance of electronic flight simulators; essential qualifications: theoretical knowledge and practical experience of electronics, radio/radar or computing equipment; experience on aircraft radio equipment desirable; salary range £703 p.a. to £820 p.a.; shift duties—appropriate premium rates apply.—Written applications to Personnel Officer, Flight Operations Department, B.E.A., Key-line House, Ruislip, Middlesex. [5557]

Make your own Tape Recorder with the new

**'ASPDEN'**

**Tape Deck Kits. Two Models**

**COMPACT DECK**

7½"x11"—5" reels-kit £7. 10. 0

**STANDARD DECK**

10¾"x15"—7" reels-kit £8.10.0

Easy to assemble, full instructions and drawings, first-class motor, High-fidelity heads of the Latest Design, and the new

**AMPLIFIER KIT**

Send stamp for full particulars to:—

**W. S. ASPDEN**  
10, Market Street, Wesham, Kirkham, Lancs.

**METER REPAIRS**



**All types · Any make**  
Single and Multi-range repaired and recalibrated

Meters converted and re-scaled

**PHONE FOR IMMEDIATE SERVICE**

**THE ELECTRICAL INSTRUMENT REPAIR SERVICE**

329 Kilburn Lane, London, W.9

Tel.: LADbroke 4168



**VACANCIES**

for

**RADIO OPERATORS**

at Coast Stations

**PENSIONABLE EMPLOYMENT**

for men between

21 and 35 with

P.M.G.'s. First Class Certificate or

Commonwealth equivalent

**GOOD PROMOTION PROSPECTS**

Apply to:—

The Inspector of Wireless Telegraphy,  
Union House, St. Martin's-Le-Grand,  
London, E.C.1.



# ANNUAL SALE

**AMPLIFIERS.** Rogers Baby d/l, 17 gns. Sound Sales A-Z Junior, £16/18/6. Sound Sales Miniature £4/19/6. Trix Junior, £12/19/6. Armstrong FC48, 17½ gns. Sound Sales DX7, £17/10/-. Leak Varislope, pre-amps., £6/19/6.


**TUNERS.** Chapmans S/4, 12½ gns. Goodsell VS/AM, £6/19/6. Lowther Tuner, 15 gns. C.R. F/M. Tuner, 9½ gns.

**SPEAKERS.** Axiom 80, £17/15/-. Tannoy D/C., £22/10/-. Wharfedale W10c/s., £7/19/6. Super 5, £4/19/6. Bronze B, 69/6. Sound Sales Phase Inverter, £12/10/-.

**GRAM UNITS & CABINETS.** Garrard RC75, 9½ gns. and M-type 3-speed units, £4/19/6. Collaro RC54 aut., 12 gns. Decca C & H heads, 29/6 each. Acos 19, 19/9 each. Contemporary R/G Cabinets, £7/12/6. Hi-F. Console equipment Cabinets, £6/19/6, polish extra.

## HOLLEY'S RADIO

285, CAMBERWELL ROAD, S.E.5.  
Phone RODney 4988. Open all day Saturday



## Leads the world in TAPE RECORDING

For details of the world's most advanced Tape Units and Tape Recorders contact

### VERDIK SALES LTD.

8, RUPERT COURT, WARDOUR ST., LONDON, W.1  
Gerard 8266

Appointments with the British Tabulating Machine Company Limited, at Letchworth, Herts.

## ELECTRONICS

In keeping with its expansion programme and ever increasing use of electronics for accounting and statistical problems, this Company, already well established in this field, is looking for a few senior men able to take charge of design and development of electronic calculating and computing machinery.

Desired qualifications include a recognised degree in electrical engineering, physics or mathematics and practical experience in the use of electronics, preferably as applied to computing techniques.

Applications should be addressed, in the first instance to Personnel Superintendent quoting reference: WW/19.

### SITUATIONS VACANT

**MURPHY RADIO, Ltd.,** have vacancies in their Electronics Division Laboratories for engineers and assistants on design and development work, and also on associated electro-mechanical problems. Applicants will be considered in the following categories:—

1. CANDIDATES with engineering or science degrees or equivalent who have experience in industrial design.
2. **QUALIFIERS** who have completed Military Service but have no experience in design work.
3. CANDIDATES with lesser qualifications but who have considerable experience in industrial design.
4. CANDIDATES under 21 who are at present engaged upon H.N.C. part-time courses.

The range of work involved is part of an interesting long term programme in an expanding field and includes:—

1. NAVIGATIONAL Aids.
2. V.H.F. and U.H.F. transmitters and receivers.
3. PULSE systems.
4. MAGNETIC information recording systems.
5. AERIALS V.H.F. and U.H.F. for vehicles, aircraft and fixed locations, together with associated feeders and filters.
6. V.H.F./U.H.F. mobile radio equipment.
7. V.H.F./U.H.F. multi-channel radio links.
8. Transistors and associated circuit applications.

THESE posts are permanent and pensionable, and offer good scope to men of ability. Applications, giving full details of qualifications, age, experience, and indicating in which branch of work interested, should be addressed to Personnel Department (EDL), Murphy Radio, Ltd., Welwyn Garden City, Herts. [5408

**ENGINEERS** required immediately for training as cinema and sound reproducer equipment service engineers in British Isles.—Write giving details of previous experience, to the British Thomson-Houston Co., Ltd., Construction Department, Rugby, Warwickshire. [5491

**ELECTRONIC** engineer, degree or equivalent, practical design experience of V.H.F. transmitters and receivers essential; small but rapidly expanding organization on South Coast (near Southampton).—Write full details, age, experience and salary expected to Box 5399.

**DEVELOPMENT** engineers and technical assistants required for design and development of an interesting variety of aircraft components, comprising equipment for aircraft fire protection, for the suppression of explosions in aircraft and for associated projects of a similar nature. [0295

**APPLICANTS** must have experience in development work in the field of light electrical/electronic engineering; qualifications should be a degree or equivalent for the posts of development engineer, H.N.C. or equivalent for the posts of technical assistant.

THE positions offer good salaries with pension scheme, prospects and excellent working conditions in a medium-size factory situated in open country adjacent to the company's sports field; canteen facilities.

**APPLY** in writing in the first instance to: Chief Development Engineer, Poyle Mill Works, Colbrook, Bucks. [5316

**SENIOR** television development engineer with administrative experience required, capable of carrying out development projects with minimum supervision up to production stage. Kingston area.—Write, giving full personal details, stating salary required, Chief Engineer, Box 5942. [0123

**JUNIOR** Technical Assistant required by London chartered patent agents with a view to training for qualifying as a patent agent; degree standard in electrical engineering desirable.—Write, giving details of age, experience, etc., to Box 4055, c/o White's, Ltd., 72/78, Fleet St., E.C.4. [5291

**CRAFTSMAN** for radio and television service required; applicant to be fully experienced in the repair and maintenance of all types of radio and television receivers; rate of pay at present 4/1 per hour; N.J.I.C. conditions.—Apply by letter to District Manager, Midlands Electricity Board, 42, West St., Leominster. [5538

**WORKING** Radio Engineer, able to take charge of small fitting party on the Continent engaged on airfield ground radio installations; preference given to engineer with recent experience of modern aircraft control technique; will be responsible for dealing directly with the customer and maintaining work to rigid specifications.—Box 8287. [5544

**SERVICE** engineers.—First-class radio and television engineer required by well-known trade service organization to undertake the duties of charge hand of the workshop at their York branch; applicants must be fully conversant with all types of radio and television receivers and capable of controlling other engineers; good wages and working conditions.—Write in confidence to Box 8370. [5566

**THE MEDICAL RESEARCH COUNCIL** are recruiting a small team to run their 45-inch cyclotron at Hammersmith Hospital and require an operator to be trained for these duties and to take charge of a small maintenance staff; duties will include supervision of the production of radioactive isotopes on the cyclotron and co-operation with workers using the machine for medical and biological research. CANDIDATES must be adaptable, willing to learn the details of cyclotron technique and used to exercising authority in technical matters; some knowledge of electronics or electrical control circuits is essential.

**SALARY** according to age, experience and qualifications.—Apply to Director, Medical Research Council, Cyclotron Department, Hammersmith Hospital, Duane Rd., W.12. [5540

## ENGINEERS, PHYSICISTS, LABORATORY ASSISTANTS and TECHNICIANS

ARE REQUIRED BY

### British Telecommunications Research Ltd.


VACANCIES EXIST IN DEPARTMENTS CONCERNED WITH:

- (a) Wide-band line communication systems.
- (b) Measuring and testing equipment for above.
- (c) Magnetic materials and semi-conductors.
- (d) Transistor applications to above fields.
- (e) Wave filters, transformers and networks.
- (f) Electronic switching and computing.

Attractive posts are offered to appropriately qualified persons, and the appointments would be permanent.

The Company operates a super-annuation scheme and offers very attractive working conditions with generous holiday and leave arrangements, and good social and recreational facilities. Summary of general conditions, etc., is available on request.

All applications will be dealt with in strict confidence and should be addressed to the Director of Research, British Telecommunications Research Ltd., Taplow Court, nr. Maidenhead, Berks.



### 3-VALVE QUALITY AMPLIFIERS

Neg. Feedback; Tone and Vol. Controls; Isolated Chassis; PLAYING 2/6 CARR. TESTED £3/19/6. C.W.O.

Enquiries S.A.E.

E.K.E., 47, Arksey Lane, Bentley, Doncaster.

# LOCKWOOD

makers of  
**Fine Cabinets**  
and woodwork of every description for the Radio and allied trades

**LOCKWOOD & COMPANY**  
Lowland Rd., Harrow, Middlesex. Byron 3704

## MALVYN ENGINEERING WORKS

Manufacturers of: Chassis, Small Pressings, Machined Components, Wiring and Mechanical Assemblies, to specification.

Single and Production Quantities.  
**100 PARK ROAD, WARE, HERTS.**

Telephone: Ware 465

## RADIO & TELEVISION COMPONENTS

WE OPERATE A PROMPT & EFFICIENT MAIL ORDER SERVICE  
"VIEWMASTER" & "TELE-KING" specialists  
Easy terms available. Stamp (only) for lists

**JAMES H. MARTIN & CO.,**  
FINSTHWAITE NEWBY BRIDGE,  
ULVERSTON, LANCs.



**SIFAM ELECTRICAL INSTRUMENT CO. LTD.**  
LEIGH COURT - TORQUAY - Telephone 4547/8

# VIDOR - BURNDIPT LIMITED

## ERITH, KENT

Vacancies exist in our Research and Development Laboratories:—prospects, opportunities and salaries are good for the right men.

Interviews can be arranged at a time most convenient, possibly near to your home. If you are interested in one of the following vacancies, send a broad outline of your experience along with education, qualifications and age to the Personnel Manager.

- (1) **PHYSICIST** for Nucleonic Division.
- (2) **SENIOR ELECTRONIC ENGINEERS.** Capable of developing and initiating projects and seeing them through to prototype stage. Experience, especially in VHF/UHF techniques, essential.
- (3) **SENIOR TELEVISION ENGINEERS.** Experience of development for mass production receivers essential.
- (4) **SENIOR RADIO ENGINEERS.** Experience essential of design of portable and F.M. receivers, radiograms, etc.

### SITUATIONS VACANT

**R**ADIO technicians required by International Aeradio, Ltd., for overseas service; permanent and pensionable positions; inclusive salary from £694 per annum to £1,375 per annum, tax free, according to marital status; free accommodation; kit allowance; free air fares; generous U.K. leave.—Qualified candidates, to whom replies only will be sent, please write, quoting RT. to Personnel Officer, 40, Park St., W. [5522]

**E**LECTRONIC Engineer required to take charge of technical development and activities of company in new factory close London, design and practical ability in V.H.F. band pass amplifiers, filter techniques, etc., of more importance than purely academic qualifications; well-equipped laboratory exists; staff appointment with good salary and unusual prospects for most interesting and progressive career.—Box 6932. [5001]

**E**LECTRONIC Engineers. The application of new techniques (semi-conductor devices, printed circuits and the like) to existing designs and the evolution of new designs involving these techniques, has created excellent opportunities with a leading manufacturer for men of development engineer status interested in a progressive career.—Apply in confidence, stating age, qualification and experience, to the Personnel Manager (Ref. E.E.), Box 8409. [5577]

**M**ECHANICAL designers, draughtsmen and detail draftsmen, interested in the design and engineering of electronic products. Including Government contract work and domestic radio and television equipment, are invited to apply for interesting positions with considerable opportunity for advancement; experience in this type of engineering is desirable but not essential.—Applicants should write, giving brief details of career and qualifications, to the Personnel Manager, Box 8843. [5582]

**D**EVELOPMENT engineers and technical assistants required by expanding company in High Wycombe, in connection with industrial electronic control and the development of communication and electronic test equipment; positions are available at all levels in the salary range £450 to £1,200; commencing salary according to qualifications and experience; these are permanent staff appointments.—Apply Personnel Officer, Airmec, Ltd., High Wycombe, Bucks. [5568]

**E**LECTRONIC engineer(s) with first-class honours degree required for development of high-speed electronic counters and pulse circuits associated with transient oscilloscopes; experience in pulse techniques desirable but not essential; more importance being attached to theoretical ability and originality of thought; top salary, good working conditions, permanent position.—Epsilon Research & Development Co., Ltd, The Barons, St. Margaret's, Twickenham, Middlesex. [5551]

**E**LECTRICIAN required at Central Electricity Authority, Research Laboratories, Leatherhead, for the construction of prototype electronic and electro-mechanical apparatus, and the maintenance of light current equipment; wages and working conditions according to N.J.I.C. agreement, i.e., 4/1 per 44-hour week; voluntary pension scheme after qualifying period.—Applications in writing to D. Moffat, Director of Establishments, Winsley St., London W.1. Quote ref. AE/712. [5532]

**A**N electronic engineer, with knowledge of audio frequency circuitry, is required to carry out vibration tests on guided weapons and their components and to assist in the design and development of additional test gear; excellent opportunity for obtaining experience and advancement in new techniques of increasing scope; good salary and bonus; pension scheme.—Apply (quoting Ref. WW/19A) to the Assistant Manager, The Fairey Aviation Co. Ltd., Weapon Division, Heston Aerodrome, Hounslow, Middx. [5563]

**T**ELEVISION Development. Applications are invited for the posts of development engineers in the laboratories of a leading television manufacturer. Qualified men with experience of, or an interest in, the latest techniques in this field, including colour television, will find considerable scope in these positions, which have been created by expansion of existing departments.—Applicants should write, in confidence, giving brief details of past experience, to the Personnel Manager (Ref. T.D.), Box 8408. [5576]

**A**SOCIATED-REDIFFUSION, Ltd. have a vacancy for a senior studio engineer at their Wembley studios; the duties include the technical supervision of the studios and technical areas, working in co-operation with programme production staff, and assistant and deputising, when necessary, for the senior engineer; applicants should have a good knowledge of television studio practice and have had experience in the control of staff; technical qualifications to A.M.I.E.E. standard are desirable but not essential.—Write stating full particulars to Appointments Officer, Associated-Rediffusion, Ltd., Television House, Kingsway, London, W.C.2, marking the envelope S.E.E. [5582]

**P**HILIPS ELECTRICAL, Ltd., wish to fill vacancies due to expansion in the radio and TV division at head office. Candidates should be graduate engineers under 35 years of age with a well defined aptitude for a commercial career. Experience of work in connection with amplifiers, tape recorders, pick-ups, record players and television equipment is desirable but not essential. The post carries an initial salary of not less than £600 p.a. and prospects of development and thereby promotion are good. Applicants should write giving fullest details of career to Personnel Officer, ref. No. 788, Century House, Shaftsbury Ave., London, W.C.2. [5546]

## ELECTRONIC ENGINEERS AND LABORATORY STAFF


are invited to apply for specialised work with the **ENGLISH ELECTRIC COMPANY'S GUIDED WEAPONS DIVISION, LUTON.**

**ONE SENIOR ENGINEER** to supervise the design, construction, and maintenance of electronic rack equipment. He should be qualified to membership of a professional Institution, with at least 5 years electronics experience.

**GRADUATES** for design investigations related to general physics, with an emphasis on Vibration Theory and Acoustics.

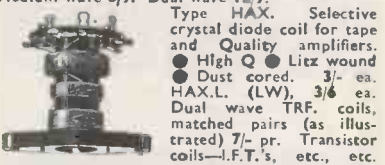
**LABORATORY ASSISTANTS** preferably to O.N.C. standard, and with some electronics experience. Applications to Dept. C.P.S., 336/7 Strand, London, W.C.2, quoting Ref. No. SA. 50Q.

## TELETRON SUPER INDUCTOR COILS



### FERRITE ROD AERIALS

Wound on high permeability Ferroxcube rod, Medium wave 8/9. Dual wave 12/9.



**Type HAX.** Selective crystal diode coil for tape and Quality amplifiers.

● High Q ● Litz wound  
● Dust cored. 3/4 ea.  
HAXL. (LW). 3/4 ea.  
Dual wave TRF. coils,  
matched pairs (as illustrated) 7/- pr. Transistor coils—L.F.T.s, etc., etc.

**BAND III Converter Coil Set 15/-** Circuit and Wiring Diagram 3d.  
Available from leading stockists  
Stamp for complete data and circuit.

**THE TELETRON CO. LTD.**  
266, Nightingale Road, London, N.9. BOW 2527

## RADIO COMMUNICATIONS

Salesmen required for leading firm in this field. Technical knowledge desirable. Fixed salary plus large commission, gross possible income £1,500 to £3,000. Applicants must be prepared to cover both Home and Export markets. Language qualifications desirable and some real selling experience essential.

Applications, in confidence, to Box No. 8279, quoting Ref. RCS/6.



# Band III Convertors



**TYPE 30**  
For Band III reception with any type of receiver. A sensitive beautifully designed unit completely enclosed with its own power supply. Price £8/5/- complete.

**TYPE 32 SWITCH UNIT**  
A remote control for mounting in or on the television receiver permitting switching from B.B.C. to I.T.A. programmes with the Type 30 converter unit mounted in any convenient position. Price £15/5/- complete.

**TYPE 33 CONVERTOR**  
A sensitive low noise converter unit as the Type 30, but including remote switch panel for One Band III and Two Band III stations. Price £10/2/6 complete. Leaflets with pleasure on request.

**SPENCER-WEST,**  
Quay Works, Gt. Yarmouth.

Telephone: 3009.

Grams: Spencer-West, Gt. Yarmouth.

# ENGINEERS!

Whatever your age or experience, you must read "ENGINEERING OPPORTUNITIES." Full details of the easiest way to pass A.M.I.Mech.E., A.M.I.C.E., C. & G. (Electrical, etc.), General Cert., etc., on "NO PASS—NO FEE" terms and details of Courses in all branches of Engineering—Mechanical, Electrical, Civil, Auto, Aero., Radio, etc., Building, etc. If you're earning less than £15 a week, tell us what interests you and write for your copy of "ENGINEERING OPPORTUNITIES" today—FREE

**144 PAGES**  
**Free!**



**B.I.E.T.**

387 College House, 29-31, Wright's Lane, London, W.8.

BRITISH INSTITUTE OF ENGINEERING TECHNOLOGY

# Solder with



**"PERMATIP"**  
AND  
**"PERMABIT"**  
INSTRUMENTS

FOR  
**GREATER**  
**SOLDERING**  
**EFFICIENCY**

The soldering bit which maintains its face indefinitely without attention. 25 models available for mains or low voltage supply. Bit sizes 3/32 to 3/8 inch. Full details in booklet S.P.5 from sole manufacturers—

**LIGHT SOLDERING DEVELOPMENTS LTD.,**  
106, GEORGE ST., CROYDON, SURREY.

Tel: CROYdon 8589

**SITUATIONS VACANT**  
**DEVELOPMENT** engineer required for interesting appointment involving the applications of magnetic materials for high frequencies, and associated components; applicants should have wide knowledge of electronic techniques and a good knowledge of electronic and magnetic measurements; this is a progressive appointment calling for a person of initiative.—Write in the first instance to Neosid, Ltd., Stonehills House, Welwyn Garden City, Herts. [5556]

**GRADUATE** engineers 25-30 years of age are required for interesting development work involving a sound knowledge of L.F. amplifier techniques, applicants should have had several years' responsible experience in the design of electrical electronic equipment and in carrying projects through to production stage, a generous salary will be paid to the selected applicants, company superannuation and insurance scheme available.—Please reply, in confidence, giving full details of qualifications and experience, to Box 8407. [5574]

**DECCA RADAR, Ltd.**, invite applications for posts as Site Engineers on locations in U.K. and abroad. Applicants should preferably have had previous experience of the installation or maintenance of radar equipment, though consideration will be given to men with corresponding experience of other electromechanical apparatus. Applications with full details should be addressed to the Manager, Heavy Installations Division, Decca Radar, Ltd., Malden Way, Kingston By Pass, New Malden, Surrey, quoting reference HID.17. [5489]

**THE GENERAL ELECTRIC Co., Ltd.**, Brown's Lane, Allesley, Coventry, requires mechanical development engineers, designer draughtsmen and draughtsmen, preferably with experience of radar equipment, for work on guided weapons and like projects; also required, senior and junior electronic development engineers, particularly in the field of microwave and pulse applications; salary according to age, qualifications and experience.—Apply by letter, stating age and experience, to the Personnel Manager, Ref. E.G. [0259]

**RADIO** (meteorological) technicians required by Meteorological Office. Qualifications: Basic knowledge of radio and radar and experience in maintenance/operation of radar equipment including oscilloscopes; successful applicants serve in United Kingdom and overseas; commencing London salary £536 at age 25 or over rising annually to £635 subject to deductions for each year below age 25; provincial salary £410 to £310 overtime, night duty allowance, etc.—Apply at any Employment Exchange, quoting Borough 881. [5535]

**AIR MINISTRY** require experimental officer at R.A.F. Signal Establishment at Kidbrooke to work on small engagements; the development of small electromechanical and electronic equipment associated with machine telegraph systems. Quals.: Higher School Certificate (Science) or equivalent. Some experience of equipment employed in machine telegraph systems, including teleprinters, desirable. Salary within range £790—£960.—Application forms from M.L.N.S. Technical and Scientific Register (K), 26, King St., London, S.W.1, quoting D585/5A/EW. Closing date February 14, 1956. [5484]

**B**.C. requires engineer in planning and installation department, London, with honours degree in electrical engineering or physics or equivalent, interest in theoretical investigation of problems of design of aerials, transmission lines wave guides and filter circuits for use on N.F., E.F. and V.H.F. transmission systems, advanced mathematical training, ability to relate mathematical solutions to engineering problems in field of sound and television, post permanent and pensionable; salary £1,220 (higher if qualifications and experience exceptional) rising by five annual increments to £1,500 max., requests for application forms to

**ENGINEERING** Establishment Officer, Broadcasting House, London, W.1, quoting reference E.343. W.W. [5569]

**LABORATORY** Technicians required by Ministry of Supply at Harefield, Middlesex, for precision laboratory measurements connected with application of light current electrical engineering radio and radar allied to aero instruments, materials, etc., and developing new measuring techniques. Qualifications: British of British parents; recognised engineering apprenticeship or equivalent, sound knowledge electricity and radio, appropriate practical experience aptitude for experiments, O.N.C. or City and Guilds or equivalent desirable. Salary: Within £690 (age 30)—£812 p.a. Not established but opportunities to compete for establishment may arise.—Application forms from A.B.1667, London Appointments Office, Ministry of Labour and National Service, 1-6, Tavistock Sq., W.C.1. [5548]

**EXPERIMENTAL** officer (min. age 26) required by Ministry of Supply, London Headquarters, to carry out reorganization of electronic post-design service work in industry and to assist in implementation of packaging directives and in technical progressing of miscellaneous electronic equipment developing contracts. Knowledge of R.A.F. radio equipment and radio engineering organization and procedure essential. Quals.: Higher School Certificate (Science) or equivalent but possession of a degree of H.N.C. in Electrical Engineering may be an advantage. Salary within range £790—£960. Equal pay scheme.—Application forms from M.L.N.S. Technical and Scientific Register (K), 26, King St., London, S.W.1, quoting D586/5A/EW. Closing date February 14, 1956. [5583]

## NEW BOOKS ON RADIO & TELEVISION

Practical T.V. Aerial Manuals for Bands I and III, by E. Laidlaw.....	4/9
Simple Electronic Musical Instruments for the constructor, by Alan Douglas	5/3
Television Receiver Servicing Vol. 2, by Spreadbury, Receiver and Power Supply Circuits .....	22/-
How to Make Aerials for T.V. Bands I and III and V.H.F. Band II, 10 different designs .....	2/9
Second Thoughts on Radio Theory, by Cathode Ray .....	26/-
T.V. Pre-amplifiers for Bands I and III	5/3
An F.M. Tuner. Theory and Construction by E. Adler.....	5/4
Test Probes by Bruno Zucconi and Martin Clifford .....	20/6
A Beginners Guide to Radio by F. J. Camm .....	8/-
Radio Servicing Pocket Book by Molloy	11/-
Radio Laboratory Handbook by Scroggie .....	26/-

ALL POST FREE. Write for new list of ENGLISH & AMERICAN BOOKS AND PERIODICALS  
**UNIVERSAL BOOK CO.**  
12 LITTLE NEWPORT STREET,  
LONDON, W.C.2 (adjoining Lisle Street)

**PROVED** The finest method for cleaning records  
Already over 5,000 enthusiastic users

THE "Dust Bug"  
AUTOMATIC GRAMOPHONE RECORD CLEANER  
PATENT APPLIED FOR

Price reduced to 17/6 (plus 7/- purchase tax)

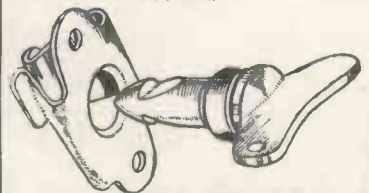
From your local dealer or

**CECIL E. WATTS**

Consultant and Engineer (Sound) Recording and Reproduction  
Oakleigh Grange, High Cross, nr. Uckfield, Sussex

## ODDIE FASTENERS

Pat. 507249



THIS FASTENER WITH ENDLESS APPLICATIONS—SIMPLE—POSITIVE SELF-LOCKING. MADE IN A VARIETY OF TYPES AND SIZES. SPECIAL FASTENERS TO SUIT CUSTOMERS' REQUIREMENTS. WIDELY USED IN THE RADIO INDUSTRY.

Illustrated brochure and other information will be gladly sent on request.

DEPT. "W.W."

**Oddie, Bradbury & Cull Ltd., Southampton**  
Tel.: 55883 Cables: Fasteners, Southampton



SITUATIONS VACANT

ELECTRICAL fitter required at Central Electricity Authority Research Laboratories, Leatherhead; duties will include maintenance of high-voltage test plant, wiring of test equipment, etc.; experience in distribution or transmission installations is desirable; wages and working conditions in accordance with N.J.I.C. agreement, i.e., 4/1 per hour for a 44-hour, 5-day week; voluntary pension scheme after qualifying period.—Applications in writing to D. Moffat, Director of Establishments, Winsley St., London. W.1. Quote ref. AE/711. [5533]

BRITISH EUROPEAN AIRWAYS require a Senior Maintenance Engineer for Flight Simulators; responsible for the maintenance of electronic flight simulators and control of staff; qualifications: sound knowledge of basic electronic techniques and three years' practical experience in maintenance of radio/radar or electronic computing equipment; experience of flight problems and aircraft systems advantageous; salary £852 to £952 p.a.—Written applications to Personnel Officer, Flight Operations Department, B.E.A., Keyline House, Ruislip, Middlesex. [5562]

DEVELOPMENT engineers.—Muirhead & Co., Ltd., Beckenham, Kent, have vacancies in their Servo and Instrument laboratories for several grades of qualified engineers or physicists to work in the following fields: 1. Development of magslips and synchros of all types, high precision miniature motors, servo mechanisms and automatic control devices. 2. Development of electrical and electronic measuring instruments for laboratory and industrial purposes; qualifications—senior posts: University degree in engineering or physics, with experience in either of the above fields; junior posts: University degree in engineering or physics or H.N.C., some experience advantageous but qualified engineers who have recently completed National Service should apply; salary commensurate with qualifications and experience; a pension scheme is in operation and the company has its own sports ground excellent recreational, social and canteen facilities are available. [5542]

Draughtsmen checker with experience of the design of radio and television receivers required by a large engineering company located in the London area. Salary up to £950 per annum. Please reply, giving full details to Box No. 8415.



HIGH CLASS TAPE RECORDING EQUIPMENT HEADS, DESKS, TAPE, ETC.

BRADMATIC LTD. STATION ROAD, ASTON, BIRMINGHAM 6 Telephone: East 2881-2

CABLE CHEAPER IN SMALL COILS

All coils 20-49 yds. in length, unless requested shorter. All prices per 100 yd. lot, less supplied add 5%. Full 100 yd. coils are available add 5% to any price. 3/029 7/029 TWIN FLAT 1/044 3/029 W/E W/E Plastic 49/- 86/2 85/- 149/- Rubber 57/9 74/3 89/9 152/9 Single V.I.R. 24/9 31/- 52/3 EARTH WIRE 7/029 tinned copper 11/- a 100ft. lot. Send for lists of other cables, flexes, wiring accessories and surplus switch and fuse gear. (We buy surplus electrical items, send details) Add part carriage to small orders, please. BRIDSCO (W) 691, Green Lanes, London, N.8.

SITUATIONS VACANT

ELECTRONIC Engineers and Technicians with practical experience in systems engineering, testing, servicing or installation of Radar equipment are required by Decca Radar, Ltd., for installation duties in U.K. and abroad. Applicants must be prepared to live away from home. Good salaries and subsistence allowances are offered. A pension scheme is operated by the Company. Applications giving full details of experience should be made to the Manager, Heavy Installations Division, Decca Radar, Ltd., Malden Way, Kingston by Pass, New Malden, Surrey, quoting reference HID.16. 15487

MUIRHEAD & Co., Ltd., Beckenham, Kent, have vacancies for design draughtsmen for interesting work on a wide field of telegraphic and electronic instruments—(a) for experimental and prototype designs, age over 30; (b) for design and detailing, age over 22; experience in small electro mechanisms with workshop training and H.N.C. standard desirable; the positions offer scope for men of ability and initiative; pension scheme sports around; modern canteen.—Apply stating age, salary and qualifications to Personnel Manager. [5541]

SITUATIONS WANTED

HIGHLY competent and trustworthy T/V engineer will shortly be able to accept a senior post in the S/W.—Box 8369. [5565]

TECHNICAL TRAINING

LEARN it as you do it—we provide practical equipment combined with instruction in Radio, Television, Electricity, Mechanics, Chemistry, Photography, etc.—Write for full details to E.M.I. Institutes, Dept WW47, London, W.4.

CITY and Guilds (Electrical, etc.) on "No Pass—No Fee" terms, over 95% successes.—For full details of modern courses in all branches of Electrical Technology send for our 144-page handbook, free and post free. B.I.E.T. (Dept. 388A), 29, Wright's Lane, London, W.8. [10117]

TUITION

NOTHING succeeds like success! What we have done a thousand times we can do again for you—see the B.N.R.S. advt. page 151. [10172]

WIRELESS operating; attendance and postal courses.—Stamp for reply to Manager, The Wireless School Manor Gdns., London, N.7. [10104]

FULL-TIME courses for P.M.G. Certs., C.G.L.I., Telecommunications, Radar Maintenance Cert. and B.Sc.(Eng.); prospectus free.—Technical College, Hull. [10111]

WIRELESS.—See the world as a radio officer in the Merchant Navy; short training period; low fees; scholarships, etc., available; boarding and day students; stamp for prospectus.—Wireless College, Colwyn Bay. [10018]

T.V. & Radio.—A.M.Brit.I.R.E., City & Guilds, R.T.E.B. Cert., etc. on "No Pass—No Fee" terms; over 95% successes.—Details of Exams. and Home Training Courses in all branches of Radio and T.V. write for 144-page Handbook—Free. B.I.E.T. (Dept. 397A), 29, Wright's Lane, London, W.8. [10116]

A.M.I.Mech.E., A.M.Brit.I.R.E., City and Guilds, etc., on "No Pass—No Fee" terms; over 95% successes—or details of Exams and courses in all branches of Engineering, Building, etc., write for 144-page Handbook—Free. B.I.E.T. (Dept. 387B), 29, Wright's Lane, London, W.8. [10118]

PRECISION SHEET METALWORK

We specialise in manufacturing of Chassis in all metals, large or small quantities to your own specifications.

V. W. BEAMISH

Shardlees Garage, Shardlees Rd., New Cross, London, S.E.14.

Telephone: TIDeway 4795

TUITION

THE Institute of Practical Radio Engineers have available home study courses in every phase of radio and television engineering, specialising in the practical training of apprentices in the retail trade, enrolments limited, fees moderate.—The Syllabus of Instructional Text may be obtained post free from the Secretary, I.P.R.E., Fairfield House, 20, Fairfield Rd., Crouch End, London, N.8. [0088]

FREE Brochure giving details of Home Study Training in Radio, Television, and all branches of Electronics. Courses for the hobby enthusiast, or for those aiming at the A.M.Brit.I.R.E., City and Guilds, R.T.E.B., and other professional examinations. Train with the College operated by Britain's largest electronics organisation. Moderate fees.—Write to E.M.I. Institutes, Dept. WW28 London, W.4. [10179]

WIRELESS telegraphy.—Merchant Navy offers to youths 16 upwards after qualification, lucrative positions as radio officers.—Apply British School of Telegraphy, 179, Clapham Rd., S.W.9. (Est. 1906.) Recognised by Ministry of Education, moderate fees, modern equipment, day and evening tuition; also postal courses in theory of wireless telegraphy for P.M.G. Certs. and Amateur Transmitting Licence. [10124]

BOOKS, INSTRUCTIONS, ETC. "WIRELESS WORLD" April, 1947, to Ramsgate, 1955; 10 missing.—9, Muir Rd., [5549]

I.P.R.E. technical publications, 5,500 Alignment Peaks for Superheterodynes, 5/9, post free, data for constructing TV aerial strength meter, 7/6, sample copy "The Practical Radio Engineer", quarterly publication of the Institute 2/-; membership and examination data, 1/-.—Sec., I.P.R.E., 20, Fairfield Rd., London, N.8 [0089]

"TELEVISION Receiving Equipment." By W. T. Cocking, M.I.E.E. An exhaustive description of each stage of the normal television receiver. Other chapters deal with special circuits, faults and their remedies, selectivity, servicing, etc. 3rd Edition, 18/- net from all book-sellers. By post 19/1 from Illife & Sons Ltd., Dorset House, Stamford St., London, S.E.1.

Draughtsmen required.

First-class openings for experienced design draughtsmen are now available with a firm of repute in the London area. Design draughtsmen able to undertake immediately design in connection with broadcast radio and television development are offered an attractive salary. The successful candidates will be eligible for company superannuation and insurance schemes. Please reply, giving full details of experience to Box No. 8417.

EX. NAVAL R.E.A's. R.E's.

R.A.F. AIR AND GROUND RADAR FITTERS

Further applications are now invited for employment on DEVELOPMENT AND PROTOTYPE TESTING OF RADAR AND GUIDED WEAPON EQUIPMENT. There is plenty of scope for enthusiastic men with initiative and ability. The work is interesting and working conditions are good. The positions offered are permanent and are covered by a contributory pension scheme. Salary according to age and experience.

Applications should be made to the Personnel Manager, The General Electric Co., Ltd., Brown's Lane, Allesley, Coventry. R.G/B. ref.

The English Electric Company Limited Aircraft Division

A RADIO ENGINEER with a knowledge of aircraft applications is required for the Flight Test Department for the development of installations of navigational and radar systems. This appointment offers a post of responsibility for a suitably qualified man at the Company's Aircraft Design and Research organisation at Warton, near Lytham St. Annes, Lancs.

Apply giving full details to Dept. C.P.S.; 336/7 Strand, W.C.2., quoting Ref. No. F.1.

## The PLESSEY Company

has vacancies for development engineers familiar with one of the following subjects:

- (a) Variable capacitors.
- (b) Switches for radio or electrical appliances.
- (c) V.H.F. or U.H.F. circuits and tuning mechanisms.
- (d) Relays and vibrators.
- (e) Loudspeakers and acoustics.

A good salary and a progressive future are offered to men who can design components suitable for high production rates, while maintaining standards of quality and performance. There are also vacancies for qualified engineers and draughtsmen with less experience who will be able to undertake responsible design work after a period in the laboratory. All posts are permanent and pensionable and modern laboratories provide efficient and agreeable working conditions. Send particulars of qualifications, experience, and salary to The Personnel Manager, The Plessey Company Limited, Ilford, Essex.

The Plessey Company has vacancies in its electronics division laboratories at Ilford for radio and electronic engineers in the following grades:

- Project engineers
- Senior engineers
- Junior and assistant engineers
- Senior draughtsmen

These are not temporary vacancies, created by comparatively short-term defence contracts, but permanent posts arising in the course of the continual expansion of the division's engineering activities in the electronic fields.

Senior men can be assured of remuneration commensurate with their experience and qualifications, while in the junior grades there are excellent opportunities for training and advancement. There is a considerable range of work available and the earlier applicants will have a wide choice of activities.

Write, in confidence, to The Plessey Company Limited, Vicarage Lane, Ilford, Essex.

## BRASS, COPPER, DURAL, ALUMINIUM, BRONZE

ROD, BAR, SHEET, TUBE, STRIP, WIRE  
3,000 STANDARD STOCK SIZES

No Quantity too Small. List on Application.

**H. ROLLET & Co. Ltd.**

6 Chesham Place, S.W.1. SLOane 3463  
ALSO AT LIVERPOOL, BIRMINGHAM  
MANCHESTER, LEEDS

ARC 1 VHF Transmitter/Receivers installations.  
R89B/ARN5 Glide Slope Receivers.  
ARN7 Radio Compass installations.

The above and many other American radio equipments  
in stock at Croydon Airport.

PHONE, WRITE OR CALL:

**AVIONICS LIMITED,  
CROYDON AIRPORT, SURREY**

Telephone: CR0ydon 8396/7/8.

\*Grams: Aeradio, Croydon.

## ENGRAVING

Electronic Equipment, Scales,  
Indicators, etc. Send or phone  
your requirements.

**A.G. ENGRAVING**

88 Bedford Hill, Balham, S.W.12  
Balham 7085

**SEMI-CONDUCTORS**—The Mullard Radio Valve Co. Limited has a number of additional technical openings for work on semi-conductor development and engineering for both **GRADUATE PHYSICISTS AND CHEMISTS.**

The vacancies for physicists are on device development and pilot manufacture and require an aptitude for experimental work. Industrial chemists are required for development and engineering of semi-conductor manufacturing processes.

These appointments will initially be at the Company's Mitcham Plant, but the successful candidates will be required later to transfer to a new establishment at Southampton.

The commencing salaries will be according to individual age, experience and qualifications and can be considered as progressive. Please apply in writing to the **Personnel Officer, THE MULLARD RADIO VALVE CO. LTD.,** New Road, Mitcham Junction, Surrey, quoting Reference GBK/S.

Development engineers required. First-class openings for experienced radio and television engineers are now available with a firm of repute in the London area. Engineers able to undertake immediately development work on broadcast radio and television apparatus are offered an attractive salary. The successful candidates will be eligible for company superannuation and insurance schemes. Please reply, giving full details of experience to Box. No. 8416.

## WORKSHOP

# BENCHES

BY SPECIALISTS

POWNALL MAL 4464  
Blagdon Road, New Malden.

## MORSE CODE Training



**COURSES** for BEGINNERS and OPERATORS, also a **SPECIAL COURSE** for passing the G.P.O. Morse Test for securing an **AMATEUR'S TRANSMITTING LICENCE.**

Send for the **Candler BOOK OF FACTS**  
It gives details of all courses.

Fees are reasonable.

Terms: Cash or Monthly Payments

**THE CANDLER SYSTEM CO.**  
(55W) 52b ABINGDON ROAD, LONDON, W.8  
Candler System Co., Denver, Colorado, U.S.A.

## TANNOY

SOUND EQUIPMENT

Tells you what's going on clearly

WEST NORWOOD · S.E.27

Telephone: GIPay Hill 1131 (7 lines)

## WEBB'S SERVICE

### DEPARTMENT

Renovation and re-alignment of  
**Communications Receivers** a  
speciality.

We can also offer skilled overhaul  
of **High Fidelity Amplifiers and  
Equipment.**

### WEBB'S RADIO

14 SOHO STREET, LONDON, W.1

Service Dept. — 'Phone GERrard 7308  
Sales Dept. — 'Phone GERrard 2089

## A. V. ROE & CO. LTD

Have the following vacancies:-

1. Senior Trials Team Leaders possessing good qualifications and experience in applied Electronics and Aircraft/G.W. Field Trials.
2. Senior Development Test Site and Magazine Engineer with extensive experience of Explosive and Safety Equipment.

**GOOD SALARIES AND PROSPECTS.  
PENSION SCHEME.**

Applications should be addressed to:-

**THE CHIEF ENGINEER,  
WEAPONS RESEARCH DIVISION,  
A. V. ROE & CO. LTD.,  
WOODFORD, CHESHIRE.**



# A MAST PROBLEM?

WRITE TO  
**Skymasts**

BEADON GARAGE

BEADON ROAD

LONDON W6

Telephone RIVERSIDE 1124 &amp; 7878

## SIR W. G. ARMSTRONG WHITWORTH AIRCRAFT LIMITED

*require*  
**TECHNICAL REPRESENTATIVES**

for interesting work in a newly-formed branch of the Company's Service Liaison Dept.

Previous electrical or electronic experience is essential, and prior aircraft background would be an asset. Full consideration will be given to ex-Service personnel who have been engaged on Service radar or comparable work.

Attractive salaries are payable to successful applicants, and the Company operates an excellent superannuation scheme. All applications will be treated in the strictest confidence, and should be addressed in the first instance to the Labour Manager,

**SIR W. G. ARMSTRONG WHITWORTH AIRCRAFT LTD., Baginton, Nr. Coventry.**

### ELECTRONIC ENGINEER

Electronic engineer wanted for work on new 10,000 H.P. Supersonic Wind Tunnel. Some experience in design of circuits of the type used in A.C. strain gauge bridges and similar equipment and/or small servo mechanisms, would be useful. Degree or H.N.C. standard. Applications should be addressed to:—The Chief Aerodynamicist, Sir W. G. Armstrong Whitworth Aircraft Ltd., Baginton, Nr. Coventry.

## SIR W. G. ARMSTRONG WHITWORTH AIRCRAFT LIMITED

### ARMAMENTS DIVISION

#### Electrical and Electronic Engineers for Work on Guided Missiles

- (1) **Electronic and Electrical Engineers**  
Some graduates with one or two years' experience are required to form development and design teams to undertake work covering a wide field in communication systems, electronic instrumentation and the overall electrical design of guided missiles. The essential qualifications required are an Engineering degree or its equivalent and preferably some practical experience.
- (2) **Technical Assistants**  
A number of vacancies exist for men with H.N.C. or equivalent and radio development or maintenance or similar experience to undertake interesting work of a practical nature. Opportunity is given to technical assistants to move on to the more advanced work in due course.
- (3) **Draughtsmen**  
A number of draughtsmen are required for the following Electronic Group Design branches:
  - (i) Missiles Electrical Systems.
  - (ii) Test Gear.
  - (iii) Communications, e.g., Telemetry Systems.
  - (iv) Precision (Instrument type) Mechanisms.

#### NOTE:—

The Armstrong Whitworth Electronics Group covers an extremely wide field in Communications, Electronic Instrumentation and Electronic Engineering and offers unique opportunities to the right type of man, particularly in view of continual expansion of staff and facilities.

In all cases Service or Government Research experience in either Radar or Radio or apprentice training is an advantage.

Assistance to housing suitable applicants for the more senior positions will be given if required. An attractive superannuation scheme is operated by the firm and applicants for all the above positions are eligible.

**APPLY TO THE PERSONNEL MANAGER, ARMAMENTS DIVISION,  
SIR W. G. ARMSTRONG WHITWORTH AIRCRAFT LTD.,  
BAGINTON, Nr. COVENTRY.**

### NEW ZEALAND AIR DEPARTMENT

Vacancy No. 2439—Supervision  
Technician (Airborne Radio),  
Calibration Unit

Applications are invited for this vacancy with the Civil Aviation Administration at Paraparaumu, New Zealand. Salary up to £980 (N.Z.) per annum according to age, qualifications and experience. Full information, conditions of service and application forms may be obtained from the High Commissioner for New Zealand, 415 Strand, London, W.C.2, mentioning this paper and quoting reference 3/47/61. Latest date for lodging applications is 11 February, 1956.

### ENGINEERS & PHYSICISTS

are required for interesting and progressive work on semi-conductor development at

**THE EDISON SWAN ELECTRIC  
CO. LTD.**

**Qualifications.** Degree in Physics or Engineering, H.N.C. or equivalent. There are also vacancies in similar work for Technicians with O.N.C. or Inter-B.Sc.

**Salaries.** According to experience and qualifications. Pension Scheme. Apply to Mr. J. Donegan, Chief Engineer, Valves, The Edison Swan Electric Co. Ltd., Cosmos Works, Brimsdown, Enfield, Middlesex.



Leading German

# RADIO MANUFACTURERS

seek contact with qualified British firm interested in importing AM/FM radio sets either as chassis or complete units.

Please write St.W. 15 075

**CARL GABLER WERBEGESellschaft MBH**  
Königstr.62, Stuttgart, Germany

## SENIOR ELECTRICAL ENGINEER

required to form and take charge of an Electrical Test and Development Section at Brough. The required qualifications comprise at least H.N.C. or its equivalent and comprehensive experience on aircraft electrical systems and components.

Replies giving full particulars and quoting Reference: 121255 to:

**Design Superintendent,**  
**Blackburn & General Aircraft Ltd.**  
Brough, E. Yorks.

## FM and HI-FI COMPONENTS

In stock for the

WIRELESS WORLD FM TUNER UNIT	
DENCO FM TUNER	circuits 1s. 6d.
RADIO CONSTRUCTOR FM	" 2s. 0d.
MULLARD AMPLIFIERS	" 3s. 6d.
OSRAM 912 PLUS AMPLIFIER	" 4s. 0d.

Separate price lists on request to

**J. T. FILMER** MAYPOLE ESTATE  
BEXLEY, KENT  
Tel.: Bezzleyheath 7267

## "THE COMIT" AERIAL

THE EASIEST AND CHEAPEST WAY OF SATISFYING BAND III CUSTOMERS. DELIVERY FROM STOCK. SEND FOR LISTS.

**TELECRAFT LTD.**  
QUADRANT WORKS, WORTLEY RD.,  
WEST CROYDON, SURREY.  
Thornton Heath 1191-2-3

## SENIOR ELECTRONIC AND ELECTRICAL ENGINEERS

Two vacancies exist in an important Company, engaged in the design and development of major guided weapon projects, for Electronic and Electrical Engineers with a degree or equivalent qualifications, and a minimum of seven years experience in either research and development or design.

These are senior posts and carry considerable responsibility. The work covers a wide field in communication systems, electronic instrumentation, and the overall electrical design of guided missiles.

*Applications will be treated in strictest confidence, and should be addressed in the first instance to the Staff Employment Officer, Box No. 7397.*

### Industrial Electronics.

**WE WANT:** Electronic Engineers with degree or H.N.C.

Two or three years' experience, preferably on low frequency electronics. Initiative and determination to succeed in a wide variety of problems.

**WE OFFER:** Pleasant working conditions in the active Electronics Division of a large aircraft firm in a rural area close to a West Midlands town.

Interesting work in developing industrial electronic equipment and eventually complete Automation systems.

Individual recognition and an assured future if you are prepared to demonstrate your worth.

Good pay and pension scheme.

Write to Box 8172 for an early interview.



**THE SERVICE ENGINEER'S FIRST CHOICE**

## COMMERCIAL T.V.

Commercial Television and F.M. broadcasting have resulted in vacancies becoming available for men interested in the development of V.H.F. tuners involving new techniques of design and manufacture. Salaries in the range of £650-£1,200 are offered to Engineers with the required experience, and prospects of future advancements are good. Write, in confidence, giving full particulars of experience and qualifications to Box No. 8419.

## TRANSISTOR AND PRINTED CIRCUIT COMPONENTS

### RADIO COMPONENTS:

The rapid development of transistors and printed circuit techniques has given rise to an interesting field for design and application of new components for these fields. Permanent, pensionable posts are offered to development engineers wishing to undertake advanced development work of this kind. The company's laboratories, situated in the London area, are fully equipped and offer agreeable working conditions. Write to Box No. 8418. Details of age, experience and qualifications, which will be regarded as strictly confidential.

# INDEX TO ADVERTISERS

	PAGE		PAGE		PAGE
A.A. Tools	166	Gardners Radio, Ltd.	58	Pownall	171
Abis (Metal Industries), Ltd.	162	Garrard Engineering & Mfg. Co., Ltd.	29	Premier Radio Co.	92, 93, 94, 95
Acoustical Mfg. Co., Ltd.	10	Gea Bros. Radio Ltd.	144	Proops Bros., Ltd.	134, 135
Adcola Products, Ltd.	40	General Electric Co., Ltd.	6	Pye, Ltd.	15, 77, 81
Advance Components, Ltd.	23	Giffulan, R., & Co., Ltd.	158		
A.G. Engraving	171	Gillone Electric, Ltd.	89	Quartz Crystal Co., Ltd.	158
Airmec, Ltd.	7	Gilson, R. F.	156		
Alpha Radio Supply Co., The	149	Class, L. & Co.	164	Radio & Electrical Mart, The	151
Altham Radio Co.	114	Glover, W. T., & Co., Ltd.	60	Radio & TV Components (Acton), Ltd.	147
Ambassador Radio & Television	138	Golding Mfg. Co., Ltd.	73	Radio Component Specialists	127
Amplex Appliances (Kent), Ltd.	88	Goodmans Industries, Ltd.	14, 25	Radio Exchange Co., The	139
Anders Electronics, Ltd.	82	Goodsell, Ltd.	114	Radio Ham Shack, Inc.	75
Anglo-American Vulcanised Fibre Co., Ltd.	146	Gray, Arthur, Ltd.	84	Radio Resistor Co., Ltd., The	4
Artex	64	Grayshaw Instruments	126	Radio Servicing Co.	91
Interference, Ltd.	39	Grundig (Gt. Britain), Ltd.	42	Radiospares, Ltd.	173
Appointments Vacant 152, 153, 162, 163, 164, 165, 166, 167, 168, 170, 171, 172, 173				Radio Supply Co. (Leeds), Ltd.	120, 121
Arcoelectric Switches, Ltd.	54	Hall Electric, Ltd.	36, 37	Radio Traders, Ltd.	128
Ardente Acoustic Laboratory, Ltd.	118	Hanney, L. F.	146	R.C.A. Photophone, Ltd.	71
Ariel Sound, Ltd.	52	Harris, P.	154	Reproducers & Amplifiers, Ltd.	53
Armstrong Wireless & Television Co., Ltd.	60, 155	Hartley, H. A., Co., Ltd.	52	Robinson, F. C., & Partners	148
Ashworth, H.	48	Hartley Electronics, Ltd.	152	Rogers Development Co.	88
Aspden, W. S.	166	Hatfield Radio	146	Roa Celestion, Ltd.	9
Automatic Coil Winder & Electrical Equipment Co., Ltd., The	1	Hatter & Davis	159	Rollet, H., & Co., Ltd.	171
Automatic Telephone & Electrical Co., Ltd.	69	Henley's, W. T., Telegraph Works Co., Ltd.	155		
Auto-net (Production), Ltd.	90	Henry's (Radio), Ltd.	136	Salford Electrical Instruments, Ltd.	62
Avionics, Ltd.	171	Hinchley Engineering, Ltd.	22	Samsons Surplus Stores	150
		Hivac, Ltd.	48, 78	Savage Transformers, Ltd.	155
Bates Surplus Stores	151	Holley's Radio	167	Service Radio Spares	150
Beamish, V. W.	170	H.P. Radio Services Ltd.	128	Sifam Electrical Instruments Co., Ltd.	168
Bell, John, & Croyden	126	Hughes, F. A., & Co., Ltd.	82	Simmonds, L. E., Ltd.	76
Belling & Lee, Ltd.	101	Hunt, A. H. (Capacitors), Ltd.	80	Sky-masts	172
Bel Sound Products, Ltd.	116	Hunton, Ltd.	80	Smith, G. W. (Radio), Ltd.	137
Benson, W. A.	158			Smith, H. L., & Co., Ltd.	157
Berry's (Short Wave), Ltd.	85	Iliffe Books	31, 74	Smith, W. H., & Son, Ltd.	90
B. K. Partners, Ltd.	72	Ilhof, Alfred, Ltd.	8	Solartron Electronic Group, Ltd.	2
Bramatic, Ltd.	170	International Correspondence Schools	68	Southern Radio Supply, Ltd.	154
Britain, Chas. (Radio), Ltd.	143			Special Switches	159
British Communications Corp., Ltd.	57	Jackson Bros. (London), Ltd.	50	Specto, Ltd.	89
British Distributing Co.	170	Jason Motor & Electronic Co.	66	Spencer-West	169
British Institute of Engineering Technology	163, 169			Standard Telephone & Cables, Ltd.	65, 99
British Insulated Callender's Cables, Ltd.	Cover II	Kaye Electrical Mfg. Co.	86	Sealtite & Porcelain Products, Ltd.	43
British National Radio School	151	Kempner S., Ltd.	65	Sealtite Insulations, Ltd.	119
British Physical Laboratories	55	Kent, J. & Co., Ltd.	159	Serr Radio, Ltd.	129, 150, 131
British Sarozal, Ltd.	160	Keyswitch Co., The	72	Shavanage Relays, Ltd.	148
Brookes Crystals, Ltd.	70	Kolectric, Ltd.	74	Stewart Transformers, Ltd.	90
Brown, S. G., Ltd.	70			Stratton & Co., Ltd.	76
Bulgln, A. F., & Co., Ltd.	Edit. 101	Labreg (Cambridge), Ltd.	46	Suffex, Ltd.	51
Bull, J., & Sons	85	Lafco Compounds, Ltd.	116	Sugden, A. R., & Co. (Engineers), Ltd.	46
Bullers, Ltd.	70	Lancaster Hi-Fidelity Acoustical Equipment Co.	90	Shacoils	158
		Lasky's Radio	122, 123, 124, 125	Superior Radio Supplies	91
Candler System Co.	171	Leak, H., & Co., Ltd.	111	Surrey Steel Components	114
Cathodeon Crystals, Ltd.	17	Leavers-Rich Equipment, Ltd.	144	Sutton Coldfield Electrical Engineers	151
Cementation (Muffelite), Ltd.	41	Lewis Radio Co.	156		
Champion Products	159	Light Soldering Developments, Ltd.	169	Tannoy Products, Ltd.	171
Chapman, C. T. (Reproducers), Ltd.	38	Monnet, John, & Co.	157	Taylor Electrical Co., Ltd.	27
Cinema Television, Ltd.	38	Lockwood & Co.	168	Technical Supplies, Ltd.	68
City Sale & Exchange, Ltd.	114	Long Playing Record Library	156	Telecraft, Ltd.	173
Clyne Radio, Ltd.	132, 133	Lowther Mfg. Co.	78	Telegraph Condenser Co., Ltd.	Cover III
Concord Electronics	128	L.P.R., Ltd.	115	Telegraph Construction & Maintenance Co., Ltd.	80
Cosmocord, Ltd.	100	Lyons, Claude, Ltd.	45	Tele-Radio (1943), Ltd.	138
Cosser, A. G., Ltd.	96	Lyons Radio, Ltd.	158	Teleton Co., The	168
Coventry Radio	165			Tranion-Electric, Ltd.	50
		Magnetic Devices, Ltd.	13	Tri-Electrical Co., Ltd.	Edit. 99
Daly (Condensers), Ltd.	62	Mail Order Supply Co.	61	T.R.S.	126
Davies, A., & Co.	166	Malvern Eng. Co.	168	Truvox, Ltd.	40
Davis, Jack (Relays), Ltd.	80	Marconi Instruments, Ltd.	28		
Denco (Clacton), Ltd.	58	Marconi's Wireless Telegraph Co., Ltd.	34, 35, 103	United Insulator Co., Ltd.	56
Dependable Radio Supplies	154	Martin, J. H.	168	Universal Book Co.	169
Direct TV Replacements	144	McMurdo Instruments Co., Ltd.	72	Universal Electrical Instruments Corp.	141
Dixon, L. & Co.	157	Minnesota Mining & Manufacturing Co., Ltd.	106	Universal Electronics	140
Domestic Direct Sales	145	Modern Book Co.	155		
Duke & Co.	157	Modern Electronics, Ltd.	116	Vadradio, Ltd.	78
Dulci Co., Ltd., The	159	M.R. Supplies, Ltd.	66	Vanco Accumulators, Ltd.	86
Duode Natural Reproducers	159	M.S.S. Recording	117	Verdik Sales, Ltd.	167
		Mullard, Ltd.	3, 32, 83, 96	V.E.S. Wholesale Services, Ltd.	84
Edison Swan Electric Co., Ltd.	104, 107	Murex, Ltd.	54	Vitavox, Ltd.	66
Egen Electric, Ltd.	56	Newnes, George, & Sons, Ltd.	11, 12	Vortexion, Ltd.	109
Electrical Instrument Repair Service, The	166	Northern Radio Services	30, 31		
Electrical Instruments (H'ton), Ltd.	74	Nu-Swift	158	Walmore Electronics, Ltd.	142
Electro-Acoustic Developments	163			Watts, Cecil E.	169
Electro-Acoustic Industries, Ltd.	21	Oddie, Bradbury & Cull, Ltd.	169	Wayne Kerr Laboratories, Ltd., The	49
Electro-Methoas, Ltd.	16	Omar Radio Products, Ltd.	88	Webber, R. A., Ltd.	126
Electro-Winds, Ltd.	86	Oxley Developments Co., Ltd.	158	Webb's Radio	118, 171
Electronic Precision Equipment	112, 113			Weir Electrical Co.	76
Electronic Tubes, Ltd.	24	Painton & Co., Ltd.	59	Westinghouse Brake & Signal Co., Ltd.	42
Ellison Transformers, Ltd.	82	Parker, A. B.	59	Westwood, L.	140
E.K.E., Ltd.	167	Parsonage, W. F., & Co., Ltd.	159	Weymouth Radio Mfg. Co., Ltd., The	84
E.M.G. Gramophones	163	Partridge Transformers, Ltd.	161	Wharfedale Wireless Works	63
E.M.I. Institutes	67, 102, 110	P.C.A. Radio	150	Wharton Instruments, Ltd.	118
E.M.I. Sales & Service, Ltd.	105	Pearce, T. W.	156	Whitaker, H.	118
English Electric Valve Co., Ltd.	19	Plasticable, Ltd.	116	Whiteley Electrical Co., Ltd.	79
Excel Sound Services	86	Plessey, Ltd.	108	White, S. S., Co. of Gt. Britain, Ltd., The	18
		Post Radio Supplies	166	Wilkinson, L.	146
Ferranti, Ltd.	26	Power Controls, Ltd.	47	Wilson, Ronald	164
Filmer, J. T.	173			Woden Transformers, Ltd.	87
Fisher Electronics Co., Ltd.	84			Wolf Electric Tools, Ltd.	44
Foyle, W. & G., Ltd.	90			Wright & Weaire, Ltd.	5
Fringevision, Ltd.	86				
Frith Radiocraft, Ltd.	165			Young, C. H.	138
Furmikit	150				
Furzehill Laboratories, Ltd.	87			Z. & I. Aero Services, Ltd.	160
Gabler, Carl	173				
Galpins	154				

# 'VISCONOL'

## PAPER CONDENSERS

### in Rectangular Metal Cans

This range has several advantages over the ordinary Paper Condenser and complies with the requirements of Inter - Service Specification and R.C.L.131. Our exclusive mineral oil "Visconol", with which the paper dielectric plates are impregnated, has two outstanding characteristics: it is non-void forming, and therefore gives higher ionisation voltages, and its chemical stability raises the upper working temperature limit to 100°C.

Apart from having a greater margin of safety, these "Visconol" Condensers are more versatile than our ordinary tropical paper types. Two methods of mounting are available: Types 141-155 have detachable brackets, conforming to R.C.L.131, and types 120-134 have T.C.C. pattern soldered-on feet.

Capacity tolerance is  $\pm 20\%$ . Voltage ratings below are for 70°C.



D.C. Wkg.	0.05µF.	0.1µF.	0.25µF.	0.5µF.	1µF.	2µF.	4µF.	8µF.
200 V.	—	—	—	—	—	CPI41H	CPI44H	CPI47H
250 V.	—	—	—	CPI20K	CPI20K	CPI21K	CPI22K	CPI23K
400 V.	—	—	—	CPI24Q	CPI24Q	CPI25Q	—	CPI27Q
600 V.	—	—	—	—	CPI28T	CPI29T	CPI30T	CPI27T
600 V.	—	—	—	—	CPI42T	CPI44T	CPI47T	CPI50T
800 V.	—	CPI128V	CPI128V	CPI128V	CPI131V	CPI130V	CPI132V	—
800 V.	—	—	—	—	CPI43V	CPI46V	CPI49V	CPI52V
1000 V.	—	—	CPI141W	CPI42W	CPI145W	CPI147W	CPI149W	CPI53W
1200 V.	—	CPI131X	CPI131X	CPI131X	CPI130X	CPI132X	CPI133X	CPI134X
1500 V.	—	CPI41GO	CPI42GO	CPI45GO	CPI47GO	—	—	—
2500 V.	—	CPI44KO	CPI46KO	CPI47KO	CPI50KO	CPI53KO	CPI54KO	CPI55KO
5000 V.	—	CPI48SO	CPI51SO	CPI53SO	CPI54SO	CPI55SO	—	—
7500 V.	—	CPI51UO	CPI53UO	CPI54UO	CPI55UO	—	—	—
10,000 V.	CPI51WO	CPI53WO	CPI54WO	CPI55WO	—	—	—	—




**THE TELEGRAPH CONDENSER CO. LTD**

RADIO DIVISION · NORTH ACTON · LONDON · W.3 · Tel: ACOrn 0061



# FOR MAXIMUM DEPENDABILITY AT MINIMUM COST



## Solder with Ersin Multicore

Leading manufacturers in the Radio, Television and Electronic Industries, specify Ersin Multicore 5-core Solder because it is the most reliable solder available. Only Ersin Multicore, with its 5-core construction, gives guaranteed flux continuity. There are no wasted lengths of solder; no dry or H.R. joints are caused through lack of flux.

### GREATER ECONOMY

The 5-core construction has the additional advantage that, because the thin solder walls melt quickly and the soldering process is speeded up, an alloy of lower tin content can often be used. Where 60/40

alloy has been specified, 50/50 can sometimes be used with equal facility and consequent saving in cost.

### A SPECIFICATION FOR EVERY JOB

7-lb. reels are available containing Ersin Multicore 5-core Solder in 6 alloys and 9 gauges. Finer gauges can be supplied on 1 lb. and  $\frac{1}{2}$  lb. reels in 2 alloys. In addition there are special alloys for specific processes. Thus, no matter what your particular application, there is a Multicore Solder to suit it exactly. If you are in any doubt, the Multicore Technical Service Department will be pleased to advise you on the most suitable and economical solder.

## FOR RADIO AND RECORDING ENTHUSIASTS

### SIZE 1 CARTON

The best value for radio enthusiasts and service engineers; contains Ersin Multicore Solder in any of 4 specifications. 5/- each (subject).



Catalogue Ref. No.	Alloy Tin Lead	S.W.G.	App. length per carton
C 16014	60/40	14	19 feet
C 16018	60/40	18	51 feet
C 14013	40/60	13	17 feet
C 14016	40/60	16	36 feet

### HOME CONSTRUCTOR'S 2/6 PACK

Contains 19 ft. of 18 s.w.g. 60/40 (high tin content) alloy Ersin Multicore

Solder wound on a reel — just the right solder at just the right price. 2/6 each (subject).




### BIB RECORDING TAPE SPLICER



A brilliantly designed splicer to bring professional accuracy to amateur recording tape enthusiasts editing programmes. Incorporates many new detail refinements. 18/6 each (subject).

### BIB WIRE STRIPPER & CUTTER



Strips insulation without nicking the wire; cuts wires cleanly; splits plastic extruded twin flex. Adjustable to most wire thicknesses by the turn of a screw. Excellent value at only 3/6 (subject).