

# Wireless World

RADIO AND ELECTRONICS

## RADIOLYMPIA



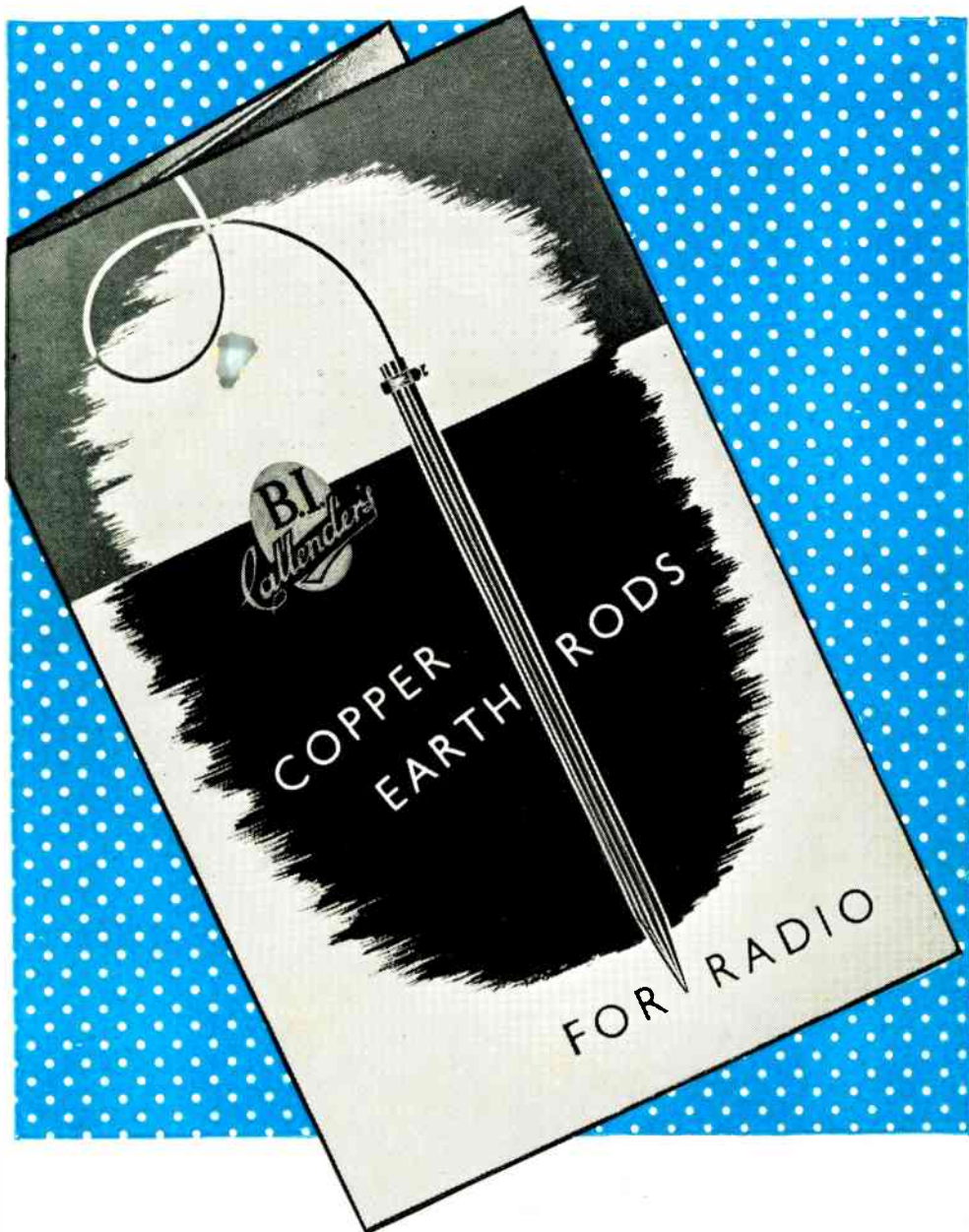
OCT. 1949

2/-

Vol. LV. No. 10

IN THIS  
ISSUE :

RADIOLYMPIA SHOW GUIDE



Made from solid-drawn high-conductivity copper, BICC earthing rods are specially designed for use with radio and television receivers. Further information, including sizes and construction, is contained in this Publication (No. 243 T). Send for a copy to-day.

**BRITISH INSULATED CALLENDER'S CABLES LIMITED  
NORFOLK HOUSE, NORFOLK STREET, LONDON, W.C.2**



to users of the  
**VALVE  
TESTER**

**RADIOLYMPIA**  
See our Exhibit at  
**Stand No. 85**  
Sept. 28—Oct. 8

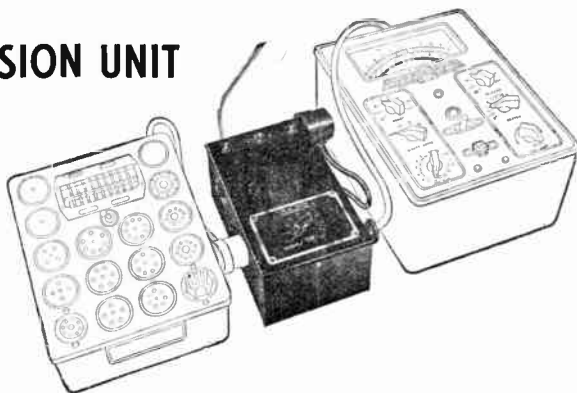
In response to popular request, we are pleased to announce the availability of the following accessories, which provide an inexpensive means of bringing the "Avo" Valve Tester completely up-to-date. Possession of these accessories will, furthermore, render it a simple matter to maintain the "Avo" Valve Tester in a condition capable of testing any new types of valves that may be produced in the future.

**ACCESSORIES for the 'AVO' VALVE TESTER**

**FILAMENT VOLTAGE EXTENSION UNIT**

For providing filament voltages of 1.4 to 117 volts for testing valves recently introduced into general use and which are not covered by the original "Avo" Valve Tester.

This unit is plugged in between the Meter panel and the S.S. panel, where it may be left permanently in position regardless of whether the original or the additional heater voltages are being used.



**VALVE BASE ADAPTORS**



Sole Proprietors and Manufacturers:


These Adaptors have been specially designed for plugging into the international octal socket of any "Avo" Valve Tester Panel which is fitted with a rotary selector switch. The following types, covering recently introduced valve bases not provided for on the existing Valve Panel, are now available:—

- Type No. 1.....B7G and B8A.
- Type No. 2.....B9G (EF50, etc.).
- Type No. 3.....B8B (American Loctal).
- Type No. 4.....Hivac Midget 4 and 5-pin and Midget Diode.
- Type No. 5.....Blank.

Other types will be made available as required, and Adaptors can also be supplied for any special valve base.

**The AUTOMATIC COIL WINDER & ELECTRICAL EQUIPMENT CO. LTD.**  
WINDER HOUSE • DOUGLAS STREET • LONDON • S.W.1 Telephone: VICTORIA 3404/9

V.T.E.1



# GOODSELL

15-WATT HI-FIDELITY AMPLIFIERS ARE UNSURPASSED IN PERFORMANCE

AS DESCRIBED BY T. D. N. WILLIAMSON IN "Wireless World" AUG, 1949.

The fidelity of reproduction given by the Williamson Amplifier is now an accepted standard throughout the world. This high standard is made possible by the following important features.

- Specially designed output transformer.
- Low phase shift.
- Heavy feedback, which includes the output transformer and all the valves.

These features make possible :


- Low linear distortion, with less than 0.1 per cent. harmonic content.
- Low intermodulation distortion.

Our amplifiers are built to strict specification and incorporate only the finest components. After assembly and adjustment by experts they are severely tested to ensure the highest possible standard of performance.

**PRICES :**

<b>Amplifiers</b> .....	from £19 19 0	} No tax.
<b>Pre-Amplifiers</b> .....	from £8 0 0	
<b>Tuners with Pre-Amplifiers</b> ...	£10 10 0 plus tax.	

Send for free illustrated brochure.



The illustration shows a High Fidelity Feeder for radio and record reproduction. This model has a high gain single R.F. amplifier, infinite impedance detector, tone control and L.F. stage, and gives high quality reproduction from local stations. A special pre-amplifier, not used on radio, is incorporated for use with modern low gain pickups and this embodies a 6dB per octave bass lift to correct for recording deficiencies. Modern valves are used, including EF.42, EBC.41, EF.40, and ECC.40. A pre-set version and high quality super-het are also available. Please send for leaflet.

Manufactured by **GOODSELL LTD, 40 GARDNER ST, BRIGHTON, SUSSEX** Telephone: 6735  
Easy Terms from **LONDON RADIO SUPPLY CO, Balcombe, Sussex.**



## We Proudly Present

the latest, the loveliest, the teeniest weeniest, our own, our very own Baby Power Screwdriver—M.60. Not much bigger than a fountain pen but what a bundle of energy! There's going to be a great rush to be godfather to little M.60 and we shall give preference to electrical engineers, watchmakers, chaps now working overtime in optics or indeed anyone who will give him the sort of work he loves. We'll send you a leaflet about M.60 if you like. And then perhaps you too will be a godfather. Goody goody!

# Call up the little TEENY-WEENY horse

THE DESOUTTER MINIATURE SCREWDRIVER weighs 8 ounces. Size:  $5\frac{1}{2}$ " long by  $\frac{7}{8}$ " diameter. Capacity: Screws, No. 3 to 10 BA, and equivalent nuts. Operation: The air is automatically switched on when the tool is applied to the head of the screw and pressed on to the work. The tool can quickly be reversed by turning the ring switch fitted in the head of the tool. The impact clutch of new design gives perfect torque selection when used with pressure regulator on the air line.

*Write for literature giving much more information.*


## DESOUTTER

*Specialists in Lightweight Pneumatic and Electric Portable Tools.*



DESOUTTER BROS. LTD., THE HYDE, HENDON, LONDON, N.W.9. TELEPHONE: COLINDALE 6346-7-8-9. TELEGRAMS: DESPNUCO, HYDE, LONDON  
CRC 201

# Neostron COLD CATHODE TETRODES



**IMMEDIATE DELIVERY**



The Ferranti Neostron is a cold cathode tetrode filled with neon, designed for use as a stroboscopic light source, a flashing indicator, or an electronic relay.


The discharge in the anode is started by initiating a glow discharge between the screen and grid electrodes, the screen being at a fixed positive bias, a negative impulse being applied to the grid.

Operating Characteristics	NSP1	NSPT	ASP1
Max. Anode Voltage	400	650	400
Normal Anode Voltage	300	600	300
Mean Anode Current	40-100* mA	40-100* mA	40-100* mA
Peak Anode Current	250 Amps.	250 Amps.	250 Amps.
Max. Operating Frequency	250 c.p.s.	250 c.p.s.	300 c.p.s.
Anode Connection	in base	Top cap	in base
Gas Filling	Neon	Neon	Argon

\*Dependent upon frequency of operation

All types can be supplied with English 4 pin or American 4 pin bases.

**FERRANTI LTD** ELECTRONICS DEPT. MOSTON MANCHESTER 10



# CERAMICS

**FOR SWITCHES**  
and all radio components  
**FREQUENTITE-FARADEx-TEMPRADEX**

**STEATITE & PORCELAIN PRODUCTS LTD.**

Stourport on Severn, Worcester

Telephone: Stourport 111

Telegrams: Steatint, Stourport



# MORE "SILENT SALESMEN" IN YOUR SERVICE

**Osram**  
VALVES

**Valves for Radio Receivers**  
AC and DC/AC

- DH63 Double-Diode Triode
- KT61 Output Tetrode
- W61 Vari-Mu H.F. Pentode
- X61M Frequency Changer
- Y61 Tuning Indicator
- U31 Rectifier
- U50 Rectifier

THE GENERAL ELECTRIC CO. LTD. OF ENGLAND

OV2

— and more service behind the sales.

The G.E.C. Osram Valve Book O.V.2 deals fully and authoritatively with the Octal range of valves used in standard radio receivers designed for AC operation. Data, characteristics, circuit diagrams and component values are included.

**COPIES FOR FREE DISTRIBUTION**

BE FIRST and benefit *most*. Supplies are limited so send for yours TODAY to Osram Valve Technical Dept., Magnet House, Kingsway, London, W.C.2.


# Osram

VALVES

**OSRAM VALVES FOR AC OPERATION**


Left to right are the X61M, W61, DH63, Y61, KT61, and U50. All types are octal based.

THE *POWER* IN THE PACKAGE



THE GENERAL ELECTRIC CO. LTD., MAGNET HOUSE, KINGSWAY, W.C.2





The E.M.I. Portable  
Recorder Model 2300

## PUT THEM ON RECORD SPEECHES · LECTURES MEETINGS · SOCIAL FUNCTIONS · CONCERTS WITH THE E.M.I. PORTABLE RECORDER

Produced by E.M.I. technicians with 50 years' experience in recording equipment this new E.M.I. Portable Recorder is a remarkable technical achievement. Here in transportable form is a complete recording and play-back equipment designed to produce high quality recordings on lacquer blanks without demanding expert knowledge of recording technique. Operation is extremely easy and the equipment which is contained in three transportable cases will operate on 200/250 volts 50 cycle A.C. mains supply or from a Car Battery and converter.

The lacquer recording blanks from 6" to 13" diameter are ready for play-back immediately after cutting.

Facilities for play-back and for sound amplification form an integral part of the Recorder.

**Microphone.** High performance ribbon type designed to exacting professional standards and having a frequency response uniform within  $\pm 2\frac{1}{2}$  db from

30-10,000 c.p.s. It is free from distortion even at extremely high levels of sound. The matching impedance is 20 ohms.

**4 Stage Amplifier.** Flat response from 50-10,000 c.p.s. with "push-pull" output of 8 watts.

**Turntable.** Band driven 18 lbs. balanced turntable powered by 1/20 h.p. motor specially mounted to give freedom from vibration. Speed 78 r.p.m.

**Recording Head.** Moving Iron type used in conjunction with a specially matched equaliser. The depth of cut can be adjusted for various types of lacquer blanks and cutting styli.

**Loudspeaker Unit.** Houses the Microphone and connecting cables. The Loudspeaker is of the 10" elliptical permanent magnet, wide range, high quality type. Impedance 5 ohms at 1,000 cycles.

A descriptive leaflet giving full details of the equipment and Recording Blanks is available on request.

E.M.I. SALES & SERVICE LTD.



HEAD OFFICE · HAYES · MIDDLESEX

(Distributing Organisation for The Gramophone Co. Ltd. ('His Master's Voice'), H.M.V. Household Appliances, The Marconiophone Co. Ltd., Columbia Graphophone Co. Ltd., Regal - Zonophone, The Parlophone Co. Ltd., M.G.M. Records)


# NINE EXAMPLES

*from the*  
"FLEXILANT"

(RUBBER BONDED  
TO METAL)

RANGE  
*of*  
MOUNTINGS

•  
OBTAINABLE  
FROM STOCK



**OUR TECHNICAL STAFF investigates  
all mounting problems  
May it investigate yours?**



**RUBBER BONDERS LIMITED**

ENGINEERS IN RUBBER BONDED TO METAL

FLEXILANT WORKS  
DUNSTABLE · BEDS.

TELEPHONE DUNSTABLE 803-45

R.837

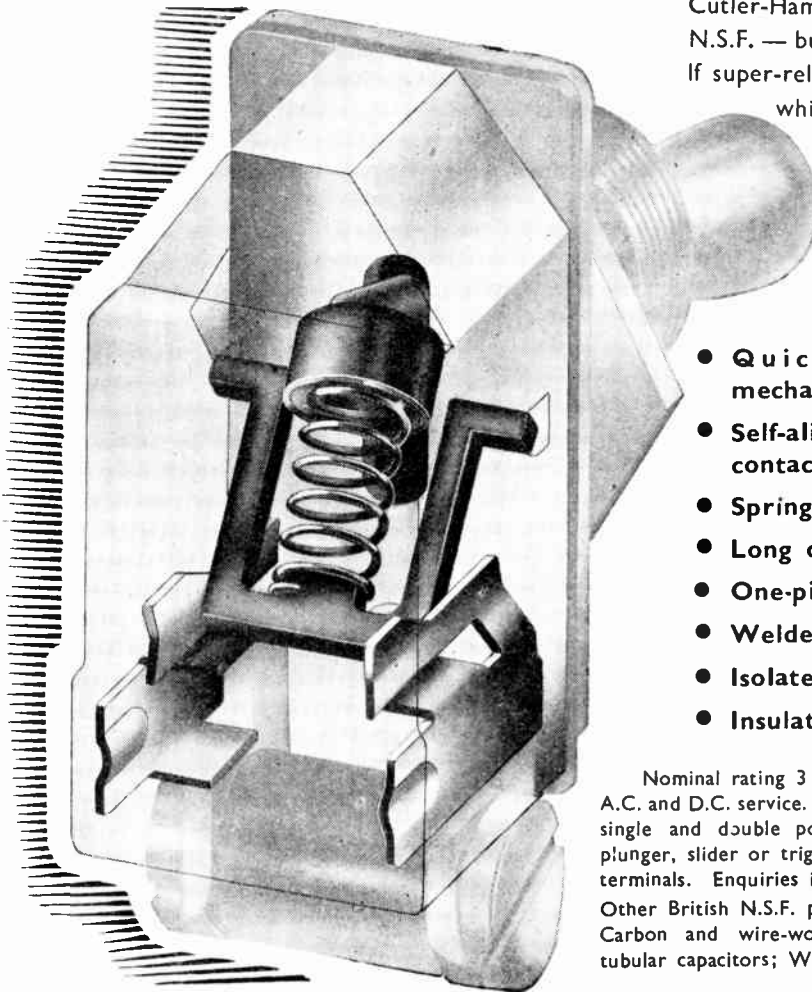
4 8



# INSIDE INFORMATION

*about the switch that is superior*

We agree that there are cheaper 3 amp. toggle switches than the Cutler-Hammer types made by British N.S.F. — but there are none better. If super-reliability is the yardstick by which you choose a switch then this is the switch for you.



## NOTE THESE C-H FEATURES

- Quick make and break mechanism.
- Self-aligning "wiping" moving contact.
- Spring-leaf fixed contacts.
- Long coil spring.
- One-piece moulded case.
- Welded terminal plates.
- Isolated toggle lever.
- Insulated terminal bridge.

Nominal rating 3 amps. 250 volts—suitable for A.C. and D.C. service. Available in a wide range of single and double pole types operated by lever, plunger, slider or trigger, with screw or solder-lug terminals. Enquiries invited.

Other British N.S.F. products include: Carbon and wire-wound potentiometers; Paper tubular capacitors; Wire-wound resistors.



**BRITISH N.S.F. CO. LTD**  
**KEIGHLEY · YORKS**

Phone: Keighley 4221/5. Grams: ENESEF, Keighley.

**LONDON OFFICE: 9 Stratford Place, W.1. Phone: Mayfair 4234.**

Licenseses of Igranic Electric Co. Ltd. for the above products of Cutler-Hammer Inc. Milwaukee, U.S.A.

# PREMIER RADIO COMPANY

MORRIS & CO. (RADCO) LTD

**THE NEW PREMIER TABLEGRAM** A modern Tablegram, incorporating many new features. Covers Medium and Long wavebands. Operates on 200-250 v. A.C. Mains. A high-fidelity pick-up and the latest Collaro electric gram. motor ensure excellent record reproduction. **£19/19/-**, including Purchase Tax.

**METAL RECTIFIERS**

- 230 v. 30 mA. .... 2/6
- 260 v. 30 mA. .... 3/-
- 300 v. 75 mA. .... 4/-

**MINE DETECTOR PANELS**, include three IT4 valves, 12-1 Midget Trans., three ceramic valveholders, 18 condensers and resistors, etc., 20/-. Without valves, 5/-

**A NEW PREMIER PRODUCTION**

A 5in. Moving Coil P.M. Loudspeaker in an attractive plastic cabinet. Fitted with Volume Control. A fine extension speaker for 30/-.

**WE HAVE PURCHASED THE ENTIRE STOCK OF A TELEVISION LENS MANUFACTURER AND ARE OFFERING 9in. AND 12in. LENSES AT LESS THAN HALF PRICE.**

These are of the highest quality and are distortionless. 9in. Lens. List Price £5 17 6. OUR PRICE: 39/6. 12in. Lens. List Price £7 17 6. OUR PRICE: 70/-

**TELEVISION MAGNIFYING LENS.** Suit any 5in., 6in., or 7in. tube. Increase picture size considerably. 25/-.

**METER KIT**

A FERRANTI 500 MICROAMP MC METER, with separate High Stability, High Accuracy. Resistors to measure, 15, 60, 150 and 600 volts D.C. Scale length 1 1/2in., diameter 2 1/2in. 10/- the complete kit.

**SECTIONAL WHIP AERIAL.** Seven sections which plug into each other making an aerial 14ft. long. Thinnest section 1/2in. diam., thickest section 1/2in. diam. Weather proof enamel. 3/6 each complete.

**INSULATED BASE** for above, 2/6 each.

**LOUDSPEAKERS BY FAMOUS MAKER**

- 3in. P.M. 2-3 ohms ..... 9/-
- 5in. " 2-3 " ..... 10/-
- 6in. " 2-3 " ..... 16/6
- 8in. " 2-3 " ..... 17/6
- 10in. " 2-3 " ..... 23/6


**C.B. TUBES.** E.M.I. 4/1 Cathode Ray Tubes. 3 1/2in. in diameter. 4 v. 1.3 a. Heater, 800 v. H.T. complete with Socket. Short Persistence. Complete operating data is supplied with each tube. Cat. No. CR746 ..... 17/6 each

**C.B. TUBES V.C.R. 138** (equivalent to E.C.R. 35)

3 1/2in. in diameter. Green Screen. 4 v. 1a Heater, 1200 v. H.T. Complete with Socket. Short persistence. Complete operating data is supplied with each tube. Cat. No. CR747 ..... 19/6 each

We can supply a mu-metal screen to fit the V.C.R.138 Tube ..... 4/6 each

**A NEW A.C. ALL-WAVE SUPERHET RECEIVER**



7 Valves (plus metal Rectifiers) for 200/250 volts, 40/60 cycle A.C. mains. 4 wavebands, 13.6-52, 51-200, 200-550 and 900-2,100 metres. Pick-up input. Uses 6K7, 6K8, 6K7, 6B9, 6J7 and 2-6V6 in push-pull, giving an output of 10 watts. Specially designed TP Transformer to match 6V6's to 3 and 15 ohm Speakers. Negative feedback is applied over 3 stages giving a high fidelity output. Completely wired and tested. **£15.17 9.** Our Universal model is still available at **£15** built; or **£13/8/-** in kit form. All prices include Pur. Tax.

**PREMIER MIDGET RADIO RECEIVER.** Due to greatly increased production we are now able to offer this receiver at a greatly reduced price. The Receiver is housed in an attractive Bakelite case, 12in. long x 5in. wide x 6in. high. The valve line-up is 6K7, 6J7, 6V6 and a Selenium Rectifier in the A.C. model; and 6K7, 6J7, 25A6 and Selenium Rectifier in the A.C. D.C. model. Both are for use on 200 to 250 volt mains. The dial is illuminated, and the receiver presents a very attractive appearance. Coverage is for the medium and long wavebands. **PRICE £26 15/-.**

Complete kit of parts with diagrams. **£6/6/-**, inc. Purchase Tax.



**PREMIER MIDGET SUPERHET RECEIVER.** This powerful Midget Superhet Receiver is designed to cover the short-wave bands between 16 and 50 metres and the medium wavebands between 200 and 557 metres. Two models are produced, one for 200-250 volt A.C. mains, and the other for 200-250 volts A.C. or D.C. mains. Both are supplied in the same plastic cabinet as the TRF Receiver. The A.C. valve line-up is 6K8, 6K7, 6J7, 6V6 and a selenium rectifier. The A.C. D.C. line-up is the same, with the exception of the output valve, which is a 25A6. The dial is illuminated, making a very attractive receiver. **PRICE: £28/19/6.**

Complete kit of parts with diagrams. **£8/8/-**, inc. Purchase Tax.

**PLASTIC CABINETS,** as illustrated above. In Brown, 17/6. In Ivory, 22/6.

Full Scale Deflection	Scale Marking	Scale Length	Movement	Price
1 mA	0-100	2 1/2in.	M.C.D.C.	15 1/2
1 mA	0-1	2 1/2in.	M.C.D.C.	7 6
3 mA	0-3	2 1/2in.	M.C.D.C.	5 6
25 mA	0-25	1 1/2in.	M.I.D.C.	12 6
30 mA	0-30	2 1/2in.	M.C.D.C.	10 6
50 mA	0-50	1 1/2in.	M.I.D.C.	12 6
50 mA	0-50	2 1/2in.	M.C.D.C.	8 6
100 mA	0-100	1 1/2in.	M.I.D.C.	12 6
150 mA	0-150	2 1/2in.	M.C.D.C.	6 6
200 mA	0-200	2 1/2in.	M.C.D.C.	8 6
2.5 Amp.	0-2.5	2 1/2in.	Thermo	5 6
3 Amp.	0-3	1 1/2in.	Thermo	5 6
3.5 Amp.	0-3.5	1 1/2in.	Thermo	5 6
20 Amp.	0-20	2 1/2in.	M.C.D.C.	7 6
25 Amp.	0-25	2 1/2in.	M.I.D.C.	2 11
40 Amp.	0-40	2 1/2in.	M.C.D.C.	7 6
20 v.	0-20	2 1/2in.	M.C.D.C.	5 9
40 v.	0-40	2 1/2in.	M.C.D.C.	5 9
300 v.	0-300	1 1/2in.	M.C.D.C.	10 6
5,000 v.	0-5,000	3 1/2in.	Ele-A	50 6
500 u.s.	0-150-600	2 1/2in.	M.C.D.C.	5 6
500 u.s.	0-500	2 1/2in.	M.C.D.C.	7 6
500 u.s.	0-500	2 1/2in.	M.C.D.C.	10 6

**ALUMINIUM CHASSIS, 18 SWG.** Substantially made of bright aluminium with four ribs.

Size	Price
7in. x 3 1/2in. x 2 1/2in.	3 3
9 1/2in. x 4 1/2in. x 2 1/2in.	4 6
10in. x 5in. x 2 1/2in.	5 6
12in. x 9in. x 2 1/2in.	6 8
14in. x 9in. x 2 1/2in.	6 11
16in. x 8in. x 2 1/2in.	7 3
20in. x 8in. x 2 1/2in.	7 11
22in. x 10in. x 2 1/2in.	7 11
10in. x 9in. x 3in.	6 3
12in. x 10in. x 3in.	6 10
14in. x 10in. x 3in.	7 11
16in. x 10in. x 3in.	8 6
20in. x 10in. x 3in.	10 6

**ROTARY TRANSFORMERS.** Type 103. Normal rating is 19 v. D.C. input. Output 300 v., 30 mA and 6.5 v., 3 A. D.C. By applying between 200 and 250 v. D.C. to the H.T. output side the two Low-tension windings may be used to charge Accumulators. The 19 v. side will charge a 6-volt Accumulator at 2-3 amps., the 6.5 v. side a 2-volt Accumulator at 1.2 A. With a 12-volt input to the 19 v. side 180 v. at 30 mA and 4 v. at 5a may be obtained. With a 6 v. input to the 6.5 side 160 v. at 30 mA may be obtained. By extending the spindle which is flush with the frame and applying 200 to 250 v. D.C. Mains to the 300 v. side, the Unit becomes a powerful high-speed electric Motor, suitable for small drilling machines, etc. Similarly it may be used with 6 or 12 v. input to the 6.5 v. or 19 v. side. In conjunction with the 325 v., 65 mA Rectifier which can be supplied at 4/-, this Unit may be driven off 200/250 v. A.C. Mains 5/- each.

**R28 ARC5 RECEIVERS.** Cover 100/150 Mc's BRAND NEW COMPLETE WITH TUBES AND CIRCUIT. Ten Valves, including four 717A, 42/6.

**ELECTRON MULTIPLIER PHOTO CELL TUBES.** Type 931A. Brand New. Guaranteed, 30/-.

**CRYSTAL DIODES,** Type CV102, 3/6 each.

**DOUBLE HEADPHONES** complete with Headband and Cord, 4,000 ohms resistance, 5/- per pair.

**TELEPHONES.** We can now offer a Kit of Parts for a real Post Office type telephone that will enable you to communicate over any distance up to several miles. The kit comprises two array type carbon microphones with switch in handle, two single earphones, two switches two buzzers, two matching transformers. Price 15/-. All you require to complete the kit are two small dry batteries between 3 and 4 volts, two wooden bases for mounting components, sufficient twin bell wire or flex.

**GOVERNMENT SURPLUS MAINS TRANSFORMERS**


All are for use on 230 volt 50 cycle Mains.

- Type 42 500-0-500 v. 170 mA. 4 v. 4 a. .... 25/-
- 44 10 v. 5 a., 10 v. 5 a., 10 v. 5 a. .... 35/-
- 51 350+350 v. 60 mA 6.3 v. 1 a., 6.3 v. 3-5 a. .... 12 6
- 53 250-0-250 v. 60 mA, 5 v. 2 a., 6.3 v. 2-3 a. .... 15 6
- 54 275-0-275 v. 60 mA, 5 v. 2 a., 6.3 v. 2-3 a. .... 15 6
- 55 250-0-250 v. 100 mA, 5 v. 2 a., 6.3 v. 3-5 a. .... 17 6

**SUPER MOVING COIL MIKE AND STAND.** We have purchased the entire stock of a famous Manufacturer of PA Equipment at a very low price, and are offering a £5 5/- Super Moving Coil Mike, with a chromium plated folding stand to match. The list price of the stand was £3/8/-.

**WE OFFER THE PAIR AT 7/6. LESS THAN HALF THE USUAL PRICE.**

**R107. ONE OF THE ARMY'S FINEST COMMUNICATIONS RECEIVERS.** (See "W.W." August, 1945.)



9 valves, R.F. amp. osc. Frequency Changer, 2 I.F.'s. (465 kc.), 2nd Detector, A.V.C. aff. amp. B.F.O. A.G. mains, 100-250 v. or 12 v. ac. input. Frequency range 17.5 to 7 mc/s, 7.33 mc/s to 2.9 mc/s, 3.0 to 1.2 mc/s. Monitor L.S. built in. Complete. Write for full details. £18/16/-. Carriage paid.

**500-WATT GENERATOR.** These heavy-duty generators are engine driven and give an output of 12 volts D.C., watts. They can also be driven by wind or water power. Offered at a fraction of original cost. Cat. No. G.500 Price 30/-. Carriage and Packing, 5/-.

**BRANCHES AND AT —**

**207, EDGWARE ROAD, W.2** Phone : AMBassador 4033

All POST ORDERS to 167, LOWER CLAPTON ROAD, LONDON, E.5. 'Phone : AMHerst 4723

Terms of Business : Cash with order or C.O.D. over £1. Send 2d. Stamp for list

**EDGWARE ROAD IS OPEN UNTIL 6 p.m. ON SATURDAYS**

# PREMIER RADIO COMPANY

MORRIS & CO. (RADIO) LTD

You can build a commercial looking and working  
**TELEVISOR WITH PREMIER KITS FOR**

— £17.17.0 —

This Receiver consists of 4 units :

The Sound Receiver, Vision Receiver, Time Base and Power Pack. As is usual in all Premier Kits, every single item down to the last bolt and nut is supplied. All chassis are punched and layout diagrams and theoretical circuits are included.

The cost of the Kits of Parts is as follows :

Vision Receiver with valves Carriage 2 6.	£3 13 6
Sound Receiver with valves Carriage .....	£2 14 6 2 6
Time Base with valves .....	£2 7 6
Carriage .....	2 6
Power Supply Unit with valves .....	£6 3 0
Carriage .....	5 0
In Addition you will need :	
VCR97 Cathode Ray Tube ...	£1 15 0
Carriage .....	1 6
Set of Tube Fittings and Socket .....	7 0
Carriage .....	6d.
6in. PM Moving Coil Speaker	16 6
Carriage .....	6d.


A well-made pedestal cabinet in walnut is available at £5 10 - plus 10 - packing and carriage.

The Instruction Book costs 2 6, but is credited if a Kit for the Complete Televisor is Purchased.

Any of these Kits may be purchased separately ; in fact any single part can be supplied. A complete priced list of all parts will be found in the Instruction Book.

20 valves are used, the coils are all wound and every part is tested. All you need to build a complete Television Receiver is a screwdriver, a pair of pliers, a soldering iron and the ability to read a theoretical diagram.

**Modification Details for the Midland transmitter will be available a few days after the commencement of full power transmissions. For those wishing to commence construction the time base and power pack which are identical may be purchased immediately and an order placed for the balance to insure prompt delivery.**



**A GLANCE AT THE PRICES WILL  
 SHOW THAT THIS IS THE GREATEST  
 VALUE OFFER PREMIER HAVE EVER MADE**

WORKING MODELS CAN BE SEEN DURING TRANSMITTING HOURS  
 AT OUR FLEET STREET AND EDGWARE ROAD BRANCHES.

**AT -152-153, FLEET STREET, E.C.4** Phone : CENTral 2833

All POST ORDERS to 167, LOWER CLAPTON ROAD, LONDON, E.5. Phone : AMHerst 4723

Terms of Business : Cash with order or C.O.D. over £1. Send 2d. Stamp for list.

**EDGWARE ROAD IS OPEN UNTIL 6 p.m. ON SATURDAYS**

# THE **MOBILE** SIGNAL GENERATOR

FOR FIELD OR FACTORY

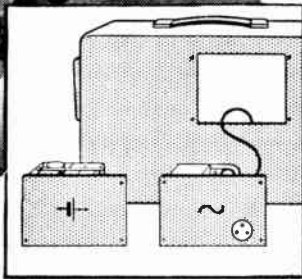



Diagram showing rear aperture and easily interchangeable mains and battery units.

Originally styled for service in the front line, this mobile Marconi Signal Generator has proved itself supremely adaptable. Light and compact as an attaché case it is mains operated ordinarily but independent of power supplies when fitted with its special battery unit. Technically a triumph of ingenuity, it combines in so small a compass a SIGNAL GENERATOR with wide frequency coverage—70 kc/s to 70 Mc/s—OUTPUT POWER METER, up to 1 W with impedance matching — and CRYSTAL CALIBRATOR accuracy 2 parts in  $10^4$ . Accuracy of output and frequency calibration is above the average for so moderately priced an instrument. Please ask for further particulars of:

*The Portable Receiver Tester Type TF888*

**MARCONI INSTRUMENTS LTD.**

ST. ALBANS, HERTS. Telephone: St. Albans 6161/5


Northern Office: 30 Albion Street, Hull. Western Office: 10 Portview Road, Avonmouth. Southern Office & Showrooms: 109 Eaton Square, London, S.W.1. Midland Office: 19 The Parade, Leamington Spa

**RADIOLYMPIA — STAND No. 154**

FDX.21G



The best  
**HIGH**  
and  
**LOW**

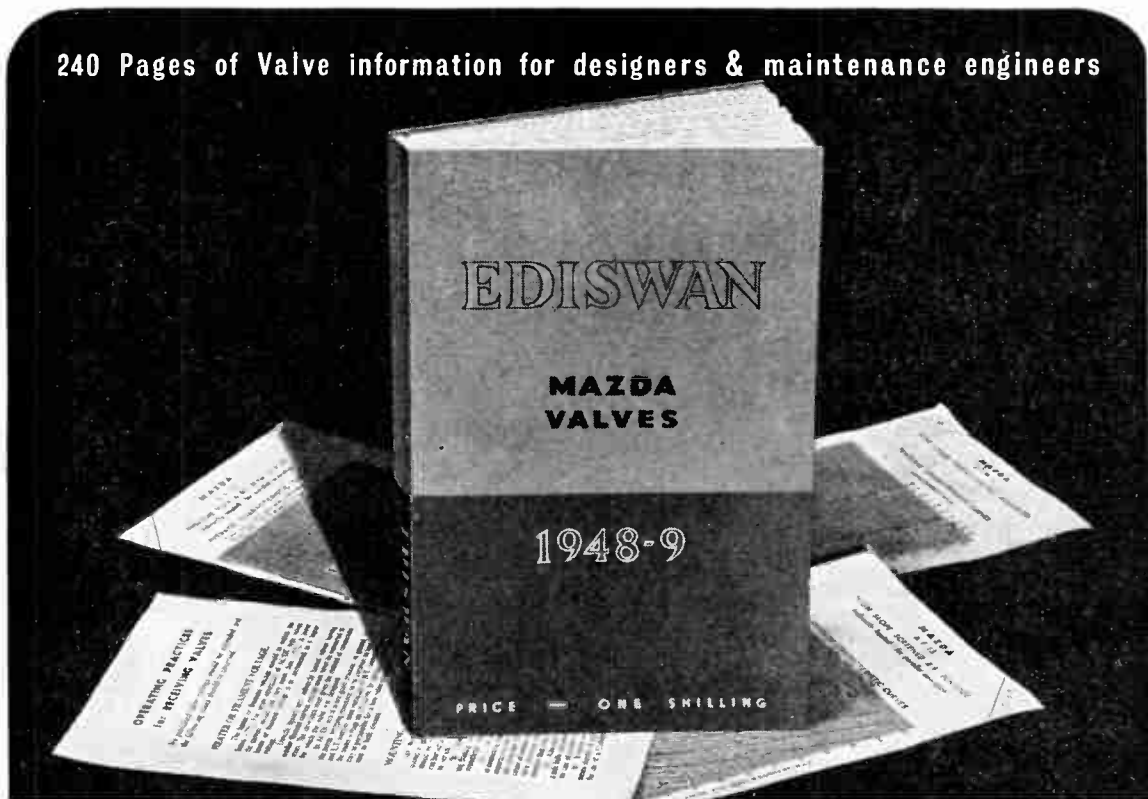


**Exide AND Drydex**

LOW TENSION ACCUMULATORS      HIGH TENSION BATTERIES  
for better battery radio reception

ISSUED BY THE CHLORIDE ELECTRICAL STORAGE COMPANY LIMITED

240 Pages of Valve information for designers & maintenance engineers



Make sure of getting your copy of the  
**EDISWAN**  
**MAZDA**  
**VALVE MANUAL**

This handy pocket-sized booklet contains 240 pages of valuable information for all Radio Engineers and designers. Divided into five sections covering Receiving, Transmitting, Industrial and Special Purpose Valves, and Cathode Ray Tubes, it contains ratings, characteristic curves, basings and typical operating conditions of a large number of Ediswan Mazda valves in those groups.

In addition, there are a number of outline drawings and typical circuits and some useful notes on valve symbols. Priced at a nominal figure, it is excellent value. Send Postal Order 1/4 (which includes postage and packing) for your copy now.

✕ Meet us at  
**RADIOLYMPIA**  
 Sept. 28-Oct. 8 ✕

*This booklet is a condensed version of the Ediswan Loose-leaf Valve Manual.*

Address your envelope to the Technical Publications Department.

**THE EDISON SWAN ELECTRIC CO. LTD., 155 CHARING CROSS ROAD, LONDON, W.C.2**

RA 141


*Success through constant research - can we help you?*

# LOW LOSS CERAMICS

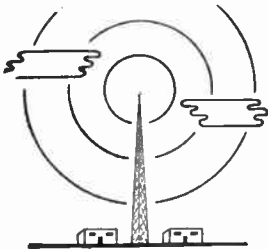
*by*

**TAYLOR TUNNICLIFF**

TAYLOR TUNNICLIFF (REFRACATORIES) LTD.,  
 Albion Works, Longton, Stoke-on-Trent, Staffs.  
 London Office: 125 High Holborn, W.C.1.  
 'Phones: Stoke-on-Trent 5272 & Holborn 1951/2.



T.A.S. T.T.S

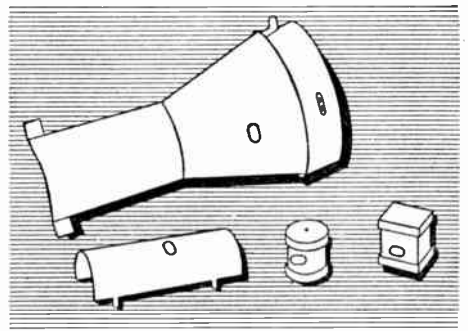


# TELCON METALS

*are used extensively for*

## RADIO & TELEVISION COMPONENTS

The value of MUMETAL for magnetic screening is well appreciated and shields for cathode ray tubes, transformers and other devices susceptible to stray magnetic fields are made in large quantities. Apart from producing a range of MUMETAL SCREENS for all normal applications, we undertake the manufacture of special screens, either in the form of DEEP DRAWN CANS for large quantity production, or hand fabricated assemblies for the shielding of apparatus of complicated shape. Whether the screening reduction is to be 10 dB, or 100dB, we can offer a solution, and the services of our technicians are always available. A list of standard sizes of screens will be sent on request. We also manufacture RADIOMETAL, RHOMETAL, H.C.R. ALLOY, TELCON BIMETAL, TELCON BRONZE (Beryllium - Copper), TELCUMAN and TELCOSEAL GLASS SEALING ALLOYS.



*Meet us at Radiolympia Stand 30*

Ask also for details of  
**TELCON**  
**R. F. CABLES**

**THE TELEGRAPH CONSTRUCTION & MAINTENANCE CO. LTD.**  
 Head Office: 22 OLD BROAD ST., LONDON, E.C.2. Tel.: LONDON Wall 3141  
 Enquiries to: TELCON WORKS, GREENWICH, S.E.10. Tel.: GREENWICH 3291






**NOTICE**

"POINT ONE" is the Trade Mark of H. J. Leak & Co., Ltd. It was originally applied to the first power amplifiers having a total distortion as low as point one of one per cent, when in June, 1945, H. J. Leak, M. Brit. I.R.E., revolutionised the performance standards for audio amplifiers by designing the original "POINT ONE" series.

**NEW  
LEAK  
"POINT ONE"  
AMPLIFIERS**



**REMOTE CONTROL  
PRE-AMPLIFIER RC/PA  
£6 - 15 - 0 list.**

**TL/12 12W. TRIPLE LOOP  
POWER AMPLIFIER  
£25 - 15 - 0 list.**

An original feedback tone-control circuit which will become a standard.

No resonant circuits employed.

- Distortion: Less than 0.05%.
  - Switching for Pick-up, Microphone and Radio, with automatic alteration of tone-control characteristics.
  - High sensitivities. Will operate from any moving-coil, moving iron or crystal P.-U.; from any moving-coil microphone; from any radio unit.
  - Controls: Input Selector; Bass Gain and Loss; Treble Gain and Loss; Volume.
- Output Impedance: 0-30,000Ω at 20 kc.p.s.

The unit will mount on motor-board through a cut-out of 10½ in. × 3½ in., or it can be bolted to the power amplifier, when, with a top cover, the whole assembly becomes portable.

For use only with LEAK amplifiers.

Used with the RC/PA pre-amplifier and the best complementary equipment the TL/12 power amplifier gives to the music-lover a quality of reproduction unsurpassed by any equipment at any price. It is designed in a form so that the power amplifier can be housed in the base of a cabinet and the small pre-amplifier mounted in a position best suited to the user.

A Leak triple loop feedback circuit, the main loop giving 26 db. feedback over 3 stages and the output transformer.

- Push-pull triode output stage. 400 V. on anodes.
- No H.T. electrolytic smoothing or decoupling condensers.
- Impregnated transformers; tropically finished components.
- H.T. and L.T. supplies for pre-amp. and radio units.
- Distortion: at 1,000 c/s and 10 W. output, 0.1%; at 60 c/s and 10 W. output, 0.10%; at 40 c/s and 10 W. output 0.21%.
- Hum and Noise: -80 db. on 10 W.
- Frequency response: ±0.1 db., 20 c/s-20 kc/s.
- Sensitivity: 160 mV.
- Damping Factor: 20. Input impedance: 1 MΩ. Output impedances: 2Ω; 7-0 Ω; 15-20 Ω; 28-36 Ω.

25 W. model available at £27.10.0.

The **NATIONAL PHYSICAL LABORATORY** has accepted for test a TL/12 amplifier. We expect that their report will be available for publication in our November advertisement.

**WRITE FOR BOOKLET W TL 12**

**H. J. LEAK & CO. LTD. (Est. 1934)**

**BRUNEL ROAD, WESTWAY FACTORY ESTATE, ACTON, W.3.**

Phone: SHEpherds Bush 5626.

Telegrams: Sinusoidal, Ealux, London.

Foreign: Sinusoidal, London.



**for all "Williamson"  
specified components**

Partridge Mains Transformer .....	£4 8 0
Partridge Mains Transformer (de luxe model)	£4 18 0
Webb's Mains Transformer .....	£3 8 6
Partridge 30H 20 m/A Choke .....	16 0
Webb's 30 H 20 m/a Shrouded .....	16 6
Partridge 10 H 150 m/a Choke .....	£1 11 0
Webb's 10 H 150 m/a Shrouded .....	£1 16 0
Partridge Output Transformer .....	£5 0 0
Partridge Output Transformer (de luxe model)	£5 13 0
Wooden Output Transformer .....	£4 2 6



FULLY DETAILED LIST OF  
"WILLIAMSON" COMPONENTS  
SENT FREE ON REQUEST

**TELEVISION designs by the score!**


It is no economy to buy the cheapest components, and then have to spend months "friggig about" after construction. If you want designs capable of producing pictures as good, if not better, than commercial televisors, use WEBB'S SPECIFIED COMPONENTS and build the "Wireless World" or "Electronic Engineering" circuits. Also remember WEBB'S FREE TECHNICAL ASSISTANCE—we will gladly answer your queries and help smooth any "snags." Ask for WEBB'S "TELEVISION PRICE LIST"—FREE. (Covers both Birmingham and London details). Play safe and use only specified components backed by WEBB'S GUARANTEE.

**Test Instruments from stock**

Taylor Signal Generator "65C" .....	£17 15 0
Avo Signal Generator .....	£25 0 0
Advance Signal Generator "E2" .....	£23 10 0
Avo Valve Characteristic Meter .....	£40 0 0

**Webb's Radio, 14, Soho St., Oxford St., London, W.1.**

Phone : GERrard 2089. Shop Hours : 9 a.m.—5.30 p.m. Sats. 9 a.m.—1 p.m.



DIRECT RECORDING ON DISC

*An Invitation*

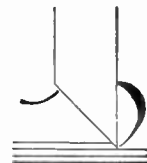
To all who seek the highest possible fidelity in sound reproduction, we extend a warm welcome to inspect and hear the M.S.S. equipment at

**RADIOLYMPIA**

**STAND NO. 76**

**AND DEMONSTRATION ROOM D4**

There is a range of models embracing types from simple Portable Recorders to complete Studio Recording Channels, and including a new Portable Studio Recorder; Equipment which sets entirely new standards of versatility and performance for portable recorders.




**M • S • S • RECORDING COMPANY LTD**

POYLE CLOSE • COLNBROOK • BUCKS • ENGLAND

★ **Popular Models**  
from a  
**FAMOUS RANGE**


**SIGNAL GENERATOR, MODEL 65B**



For testing audio receivers and for ganging and alignment adjustments on tuned circuits. Mains operated. Frequency range: 100Kcs to 46 Mc/s. Power consumption approximately 15 watts. A 400 c/s audio signal available for testing audio amplifiers.

PRICE £15. 10. 0.  
H.P. terms: £2 6s. 6d. deposit and 10 monthly payments of £1 9s. 8d.


**CIRCUIT ANALYSER, MODEL 20A**



For checking on receivers, radiograms, audio and radio frequency amplifiers. Incorporates a "Magic Eye" Indicator and an audio-amplifier and loudspeaker. Units can be used independently.

PRICE £15. 15. 0.  
H.P. terms: £2 7s. 3d. deposit and 10 monthly payments of £1 10s. 1d.

**UNIVERSAL TAYLOR-METER, MODEL 75A**



This instrument has a sensitivity of 20,000 ohms per volt on both D.C. and A.C. 50 ranges cover all A.C., D.C. and resistance measurements.

PRICE £14. 0. 0.  
H.P. terms: £2 2s. 0d. deposit and 10 monthly payments of £1 6s. 8d.

**CATHODE RAY OSCILLOGRAPH, MODEL 30A**



This oscillograph incorporates a 3½" electrostatic tube operating from A.C. mains; power consumption 20 watts; provision made for a time base generator, a vertical amplifier and external coupling to both sets of deflection plates.

PRICE £29. 10. 0.  
H.P. terms: £4 8s. 6d. deposit and 10 monthly payments of £2 16s. 5d.

**VALVE TESTER AND UNIVERSAL METER MODEL 47A**



Similar to Model 45A, but an extra panel has been fitted at the bottom enabling the meter to be used for measurements of A.C. and D.C. volts, D.C. current and ohms.

PRICE £27. 0. 0.  
H.P. terms: £4 1s. 0d. deposit and 10 monthly payments of £2 11s. 7d.

**VALVE TESTER, MODEL 45A**



Available as bench or portable instrument giving correct measurements for the mutual conductance of amplifying valves. Sixteen valve holders supplied with each instrument. Bench instrument shown is housed in a strong steel case; the portable is supplied in strong oak case.

PRICE £22. 0. 0.  
H.P. terms: £3 6s. 0d. deposit and 10 monthly payments of £2 2s. 0d.

Further information gladly supplied on request

**Taylor**  
TESTING &  
MEASURING EQUIPMENT

**IMMEDIATE DELIVERY ON ALL THE ABOVE MODELS**

TAYLOR PRODUCTS INCLUDE: MULTIRANGE A.C. D.C. TEST METERS ● SIGNAL GENERATORS ● VALVE TESTERS ● A.C. BRIDGES ● CIRCUIT ANALYSERS ● CATHODE RAY OSCILLOGRAPHS ● HIGH AND LOW RANGE OHMMETERS ● OUTPUT METERS ● INSULATION TESTERS ● MOVING COIL INSTRUMENTS

**TAYLOR ELECTRICAL INSTRUMENTS LTD**  
419-424 MONTROSE AVENUE, SLOUGH, BUCKS, ENGLAND

TESTED ★  
TRIED ★  
APPROVED ★

Telephone SLOUGH 21381 (4 lines)  
Grams & Cables "TAYLINS" SLOUGH

*A Miracle of Sound  
REPRODUCTION!*

# AMBASSADOR

## Model 849 T.R.

For the Home buyer (illustrated) an eight valve AC/DC superhet with three wavebands S.W. 13-50 metres, M.W. 175-550 metres, L.W. 900-2,000 metres. Average sensitivity better than 10 microvolts. Other details as for 949 T.R.

£31 Tax Paid

## Model 949 T.R.

For the Overseas buyer a nine valve 6 Band AC or AC/DC superhet with R.F. stage and push-pull output. Twin speakers, Tuning Indicator, continuous bandspread between 10.5 and 32 metres over 44" of scale length. Separate Bass and Treble controls. S.W. sensitivity better than 5 microvolts.

Made in England

**AMBASSADOR RADIO, BRIGHOUSE, YORKS**




RADIOLYMPIA STAND 80  
AM-FM and Television Receivers

# Simon

**SOUND SERVICE**

THE COMPLETE SERVICE  
FOR SOUND RECORDING AND  
REPRODUCTION

- ★ Mobile, static and specialised recording units
- ★ Recording amplifiers, speakers, microphones, etc.
- ★ Sapphire cutting and reproducing styli
- ★ Blank recording discs from 5in. to 17in. Single and Double-sided
- ★ Groove locating and cueing devices
- ★ A comprehensive range of accessories to meet every requirement of the sound recording engineer
- ★★ A development of special interest to users of sapphire and delicate pick-ups—THE SIMITROL. This is a controlled micro-movement easily fitted for use with any type of pick-up
- ★★★ OUR CDR49A RECORDER UNIT complete and self-contained, measuring only 22in. x 14in. x 13½in., incorporating 8-valve amplifier, recorder unit, lightweight pick-up, speaker and microphone and with many exclusive features, is now ready for early delivery



Portable  
Twin channel Continuous  
Recording system incorporating  
CDR49A Recorder/Amplifier  
DR49A Recorder and EM49A Electronic  
4 Channel Mixer  
Manufactured exclusively by  
Simon Sound Service.

OUR WELL-EQUIPPED WORKSHOPS ARE AVAILABLE FOR THE  
DEVELOPMENT OF EQUIPMENT TO MEET SPECIAL NEEDS.

**SIMON SOUND SERVICE, Recorder House, 48/50, George St., Portman Square, London, W.1.**


CABLES: Simsale, London.

TELEGRAMS: Simsale, Wesdo, London

TELEPHONE: Welbeck 2371 (4 Lines)



# STAND 177



Typical rectifier for use in A.C. or A.C./D.C. receivers.



Type 36EHT rectifier. Two such units only 2½" long by 7/16" dia. will give an output of 5.3kV.



"Westeht" E.H.T. supply unit. 5kV output from a 350-0-350 A.C. input.

•  
**H.T. & E.H.T.** for radio, television and electronic apparatus

•  
**H.T., L.T. & G.B.** for radio transmitters

•  
**E.H.T.** from standard mains transformers or from line flyback transformer

•  
**A.C. VOLTAGE STABILISERS**

•  
**BATTERY CHARGERS**

•  
**SPARK SUPPRESSION**



# METAL RECTIFIERS

WESTINGHOUSE BRAKE & SIGNAL CO., LTD., 82, York Way, King's Cross, London, N.1

A 15

The Revolutionary  
**GOLDRING**


*Headmaster*

HYPERFIDELITY

**PICK-UP**



With an Inter-  
changeable Pick-up  
Head for every type of Record



TONE CONTROL AND  
BASS EQUALISER

DESIGNED BY ENTHUSIASTS who know that low surface noise and absence of distortion are as important as wide frequency range. APPROVED BY EXPERTS who recognize that this is the best, as well as the cheapest LIGHT-WEIGHT PICK-UP in the world.

Price complete

£6 10 6

Tax Paid

Replacement  
Heads

£1 1 6

Tax Paid

OUTSTANDING FEATURES INCLUDE:

- Resonance free response over the entire audible range.
- Needle pressure of less than twenty grams and very free armature movement for minimum record wear.
- Three-Point Tonaliser compensates for different record characteristics.
- Low surface noise and absence of distortion with even the most difficult records.

Only with the "Headmaster" can you choose the right point to fit the groove every time.

**RADIOLYMPIA STAND No. 97**

Write for full technical information to :

**ERWIN SCHARF,**  
49-51a DE BEAUVOIR RD., LONDON, N.1

Telephone: CLissold 3434



SEE FOR  
YOURSELF WHAT  
A DIFFERENCE IT  
MAKES

You are Cordially  
Invited to the  
Demonstration on

**STAND 10**  
(GRAND HALL)  
**RADIOLYMPIA**

where you can see for yourself the high magnification, freedom from distortion, amazing clarity and wide angle of view secured with a Magnavista Lens. If you cannot visit the show write today for details.

MAGNAVISTA Magnification  
is Television Perfection

**METRO PEX LTD**

38, Gt. Portland St., London, W.1

(\*Phone: Museum 9024-5)



**EDUCATIONAL** • Schools, Institutes, etc.

**BUSINESS** • Conferences, Board Meetings, etc.

**OUTDOOR PROPAGANDA** • Political Meetings, etc.

**PROFESSIONAL** • Doctors, Actors, Police, etc.

**ENTERTAINMENT** • Personal Events, etc.

*For all  
Sound Recording  
and Reproducing*

Made in England. Protected by British and Foreign Patents and Patents pending.

THE  
**Soundmirror**  
MAGNETIC TAPE RECORDER

Full details from the Manufacturers and Sole Distributors.

Here, in one compact, good-looking instrument is a complete sound recording and reproducing unit.

Using reels of inexpensive magnetic tape, the versatile SOUNDMIRROR records and plays back with lifelike fidelity, speech, music and all other sounds audible to the human ear. Brilliantly conceived, perfectly engineered, the SOUNDMIRROR is the triumphant outcome of extensive research in the science of magnetic electronics.

Each SOUNDMIRROR reel gives a full half-hour's recording. Short recordings can be cut and spliced together. Recordings can be retained permanently or, if desired, old items can be completely erased when new recordings are made.

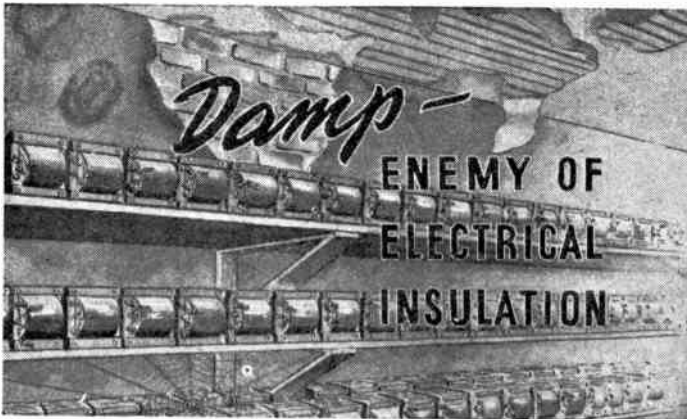
SOUNDMIRROR built-in jacks permit the instrument to be linked up with radio or public address systems. SOUNDMIRROR is simple to operate. Single finger tip control provides for play, record, fast rewind or fast forward requirements.

**THERMIONIC PRODUCTS LTD. LEADERS IN THE FIELD OF MAGNETIC RECORDING**

Head Office: Morris House, Jermyn Street, Haymarket, S.W.1.

Telephone: Whitehall 6422

Sales and Service centres at Manchester, Birmingham, Bristol, etc.



— detected by  
**AIRMEC**  
**IONISATION TESTER**

Damp, the insidious and invisible enemy of all stored transformers, chokes and other electrical components, cannot be detected by the normal high voltage insulation test without risking the destruction of the components. Damp undetected by test is a frequent cause of breakdown in service.

The AIRMEC Ionisation Voltage Tester will indicate non-destructively the presence of ionisation due to damp or other causes. It provides an adjustable test voltage up to 5kV and gives visual and aural indication.

It is portable, safe, requires no special skill to operate and is low in cost.



**AIRMEC LABORATORIES LTD • HIGH WYCOMBE • BUCKINGHAMSHIRE • ENGLAND**

Telephone : High Wycombe 2060

Cables : Commlabs

200106 WITH LOCKING  
200107 LOCKING

ALTERNATIVE CONTACT ARRANGEMENT

200105 NON-LOCKING

OPERATING ALLOWANCE

5/8" F

1 1/8"

1 1/2"

3/32"

3/16"

3/8"

3/8"

3/8"

3

4


**miniature  
PUSH BUTTON SWITCH**  
A TYPE APPROVED COMPONENT

*control by* **PAINTON**

• RATING 250V AT 0.1 AMPS  
• CONTACT RESISTANCE 0.1 ohms  
• BERYLLIUM COPPER CONTACTS

**PAINTON & CO LTD • KINGSTHORPE • NORTHAMPTON • TELEPHONE: 2820**





## **WILCOX** ...First Choice for Transatlantic Airline Communication

The whirling propellers of the international air lines make daily mockery of the vast space of the Atlantic Ocean. Intercontinental passengers and cargo come and go hourly at New York, Miami, Gander; Shannon, Ireland, and Lisbon, Portugal. These European and American airports are equipped with modern long-range, multichannel WILCOX Transmitters.

Oslo, Norway, and Stockholm, Sweden, use WILCOX Transmitters as basic communications

equipment, and radio beacon service is provided at Reykjavik, Iceland, by WILCOX Type 96-200 Transmitters.



Thus, the giant airliners of the world's major airways are protected in flight and guided safely to the runways of Europe's and America's principal ports of entry.

WRITE TODAY...for complete information on air-borne, ground station, point-to-point, or shore-to-ship communications equipment.



**WILCOX ELECTRIC COMPANY**  
KANSAS CITY MISSOURI

# Difficult Problems?



*bring them to...*

**Made in Three Principal Materials**

**FREQUELEX**

An insulating material of Low Di-electric Loss, for Coil Formers, Aerial Insulators, Valve Holders, etc.

**PERMALEX**

A High Permittivity Material. For the construction of Condensers of the smallest possible dimensions.

**TEMPLEX**

A Condenser material of medium permittivity. For the construction of Condensers having a constant capacity at all temperatures.



# Bullers

**BULLERS LOW LOSS CERAMICS**

BULLERS LTD., 6, LAURENCE POUNTNEY HILL, LONDON, E.C.4  
 Telephone: Mansion House 9971 (3 lines)      Telegrams: "Bullers, Cannon, London"

**HIVAC**  
 THE SCIENTIFIC VALVE  
 BRITISH MADE

*Pioneers & Specialists in Small Valves*

LONDON H.V.C. P.M. NOV 1948 W. BRITAIN

Messrs. HIVAC Ltd  
 Greenhill Crescent  
 Harrow-on-the-Hill, Middx.

*THE address for:—  
 Subminiatures—Midgets—Miniatures  
 and Cold Cathode Tubes*

## THE NEW "75" SIGNAL GENERATOR Model 1



**Frequency Range**  
 110 to 50 Megacycles. With calibrated extension covering London, & Midland Television frequencies, at over 60 Megacycles.

**Modulation**  
 400 C.p.s. sinusoidal.

**Attenuator**  
 5-step ladder, with fine control.

**Output**  
 Switched via single test-lead, RF. and AF. 1 volt Max.

**External Radiation**  
 Less than 1 micro-v.

**For A.C. mains operation.** Complete with Standard Dummy Aerial.

## SPHERE LIST 12 1/2 GNS. SUBJECT.

**EXCELLENT PERFORMANCE**  
**ATTRACTIVE APPEARANCE**  
**LOW PRICE**  
**HIGH EFFICIENCY**

**SPHERE RADIO LIMITED**  
 HEATH LANE, WEST BROMWICH, ENGLAND

# The New WESTON S75 Multi-Range Test Set



## 53 Ranges with Rotary Switch Selection

This new and uniquely comprehensive Test Set has 53 ranges for measuring AC and DC current and voltage, resistance and insulation. It is completely self-contained, with internal batteries to provide power for the ohms ranges and self-contained power pack for insulation measurement at 500 V. Selection is carried out by two 20-position switches. A fully protective safety device is fitted and is operative for forward or reverse overload. The 150-division 6" scale is uniformly divided and is fitted with an anti-parallax mirror. The set is enclosed in a handsome bakelite case and fully complies with B.S.S. No. 89 covering first-grade instruments. Full details of the ranges covered and of the complete specification will gladly be supplied on request. **Price £65**

# SANGAMO WESTON LIMITED

ENFIELD · MIDDX · Tel: Enfield 3434 (6 lines) and 1242 (4 lines)


201 St. Vincent Street,  
Glasgow  
Tel.: Central 6208

Milburn House,  
Newcastle-on-Tyne  
Tel.: Newcastle 26567

22 Booth Street,  
Manchester  
Tel.: Central 7904

33 Princess Street,  
Wolverhampton  
Tel.: Wolverhampton 21912

**We are exhibiting at Radiolympia — Stand No. 219 Grand Hall Annexe**



INTRODUCING THE R22/12, 20-WATT, 12" P.M. LOUDSPEAKER

**Big** in **POWER**  
**PERFORMANCE**  
**STAMINA**

**MORE POWER—STILL  
GREATER EFFICIENCY—**  
the ultimate development of the famous T2.  
Available with two types of Cones:—  
CONE TYPE "1205"  
Fundamental Resonance 75 c.p.s.  
(Designed for PUBLIC ADDRESS)  
CONE TYPE "1206"  
Fundamental Resonance 55 c.p.s.  
(Designed for BASS REPRODUCTION)  
Write for descriptive leaflet D.109.



**GOODMANS**  
**R22** 20-WATT 12" P.M.  
17,500 GAUSS  
*Loudspeaker*

FULLY DUSTPROOF

Meet us at Radiolympia—Stand No. 6

GOODMANS INDUSTRIES LTD. Lancelot Rd., Wembley, Middx.

Telephone: WEMbley 1200 (8 lines). Telegrams: Goodaxiom, Wembley.



**HOME STUDY**  
**backs radio experience with**  
**sound technical knowledge**

MANY men who wished to link their radio experience with a sound technological background have received successful instruction by means of an ICS Course. Its value has been proved not only to amateurs but to men who already have a professional interest in radio and television engineering, including those taking qualifying examinations. It is invaluable, also, to students who wish to prepare themselves for a job in this field. Courses of instruction covering radio and, if necessary, television include the following:

**Complete Radio Engineering** **Radio Service Engineers**  
**Radio Service and Sales** **Advanced Short-Wave Radio**  
**Elementary Electronics, Radar and Radio**  
**Television Technology**

And the following Radio Examinations:

**British Institution of Radio Engineers**  
**P.M.G. Certificates for Wireless Operators**  
**City and Guilds Telecommunications**  
**Wireless Operators and Wireless Mechanics, R.A.F.**

Write today for our FREE "Radio" booklet which fully describes the above ICS Courses and the facilities for the complete study of Radio and/or Television technology. The ICS Advisory Department will also give free and impartial advice on need and means of instruction.

*International*  
**CORRESPONDENCE SCHOOLS**

Dept. WL.3., International Buildings, Kingway, London, W.C.2

FOR QUICK DELIVERY  
AT  
REASONABLE PRICES  
OF  
RADIO & ELECTRONIC PRODUCTS  
(Wholesale Only)

Write or phone:—

*S. Szymanski*  
(pronounced SHE-MAN-SKEE)

ELECTRONIC ENGINEER & STOCKIST  
95 STRODES CRESCENT  
STAINES, MIDDLESEX  
Staines 3971

VALVES are our speciality—Probably the  
Largest Actual Stockist in England

EXPORT ENQUIRIES WELCOMED

# 'CINTEL'


## METAL DETECTION EQUIPMENT

provides an additional safeguard for the quality of the product and eliminates the risk of fire and damage to machinery by tramp metal.


### Typical installations of the 'CINTEL' INDUSTRIAL ELECTRONIC METAL DETECTOR



Chocolate Coated Biscuits



Dried Fruits



Chocolate Bars



Raw Rubber



Toilet Requisites



Packaged Confectionery

Applications in other industries including Plastics, Tobacco, Textiles, Insulating materials, Limestone, Sugar cane crushing, etc.



Registered Trade Mark


The 'Cintel' Industrial Electronic Metal Detector has been specially designed to provide permanent inspection facilities with the minimum of attention. Fully automatic in operation, the equipment removes the risk of error that may be present with visual inspection and detects both ferrous and non-ferrous metal inclusions.



## CINEMA TELEVISION LIMITED

WORSLEY BRIDGE ROAD, LONDON, S.E.26

Telephone: Hither Green 4600



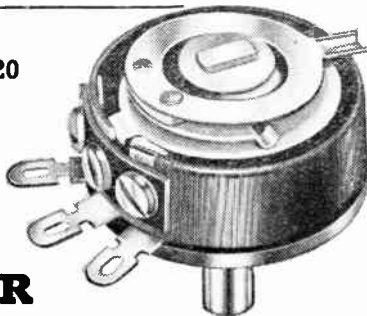
Recognised as the Most Reliable Valveholders

**McMURDO**  
Moulded  
Valveholders

Moulded in PHENOL-FORMALDEHYDE. Also moulded in SILICA-LOADED POLYSTYRENE. For special low loss applications at audio frequencies.

THE McMURDO INSTRUMENT CO., LTD., VICTORIA WORKS, ASHSTEAD, SURREY ASHSTEAD 3041

MODEL 920



**THE  
TAYLOR  
POTENTIOMETER**

This wire-wound linear law potentiometer is available in a number of resistance values.

- **CONSTRUCTION.** A moulded body carries the spindle, fixing bush, potential brush and connection tags.
- **RESISTANCE.** This is wire wound on a flat strip and fitted after winding to the moulded body.
- **BRUSH.** A well-sprung and insulated brush gives good contact and smooth action under all working conditions.
- **RESISTANCE VALUES.** Standard values available from 10 ohms up to 50,000 ohms
- **WATTAGE.** The maximum dissipation over the whole resistance is 5 watts continuous.
- **FIXING.** A bush is provided for one-hole fixing on panels up to 1/4 in. thick.

**TAYLOR ELECTRICAL INSTRUMENTS LTD**  
419-424 MONTROSE AVENUE, SLOUGH, BUCKS, ENGLAND  
Telephone SLOUGH 21381 (4 lines) ● Grams & Cables TAYLINS, SLOUGH

**TELEVISION COMPONENTS  
AVAILABLE FROM STOCK**

Ferranti C.R.T., 12in., Flat Face .....	£15	2	5
Mazda C.R.T., 12in., CRM121, Round Face...	£15	2	5
Mazda C.R.T., 9in., CRM92, Round Face .....	£11	6	9
G.E.C. C.R.T., 9in., 6501, Flat Face .....	£11	6	9
Rubber Mask (Sorbo) for 9in. tubes .....		4	6
Rubber Mask, black, for 9in. tubes .....		9	6
Rubber Mask, white, for 9in. tubes .....		11	3
Rubber Mask, black, for 12in. tubes .....		18	0
Rubber Mask, white, for 12in. tubes .....	£1	1	6
Scanco Scanning Coils .....	£1	5	6
Scanco Focus Coils .....	£1	10	0
Scanco Line Output Trans. ....	£1	5	6
Scanco 4 kV. E.H.T. Transformer .....	£2	8	0
Scanco 5 kV. E.H.T. Transformer .....	£3	0	0
Haynes Scanning Coils .....	£1	18	3
Haynes Focus Coils .....	£1	16	3
Haynes Line Output Trans. ....	£1	16	0
Haynes 4 kV. E.H.T. Transformer .....	£3	10	4

We can also supply from stock all the subsidiary components for a "Home built television receiver." Send for complete price list of components as specified for use in a receiver for the Birmingham transmissions. Please include sufficient for postage and packing. Shop Hours: Monday—Saturday, 9 a.m. —5.30 p.m. Thursday, 9 a.m.—1 p.m.

**TELE-RADIO (1943) LTD.**

177, EDGWARE RD., LONDON, W.2

'Phone: AMB. 5393. PAD. 6116, 5606




If you have a problem of sound reproduction and distribution, you will find the solution with one or a combination of the quality units in the VITAVOX range. From a 12" cone type loudspeaker to a huge industrial, theatre or stadium sound system, VITAVOX can supply your individual need. Each unit has been specially designed to solve a specific sound problem. Thousands of VITAVOX loudspeakers, microphones, units and horns are now in use in the motion picture, public address and radio industries. Remember—if your problems are sound—VITAVOX have the answer. Illustrated above are:

- A typical installation of Vitavox 75" Circular Horns.
- Console Reproducer. Model KC.10.
- Bitone Reproducer. Model 6201.
- 15" Cone Loudspeaker. Model K15/40.
- Multicell Horns: Type 220. In 3, 6, 10 and 15 cell units.
- G.P.1 Pressure Unit.
- 12" Cone Loudspeaker: Models K12/10 K12/20.
- Beam Projector Loudspeakers Model B.P.28.
- Microphone. Type B50. (Hand held model).

Write for full details of any or all the Vitavox range.

## VITAVOX LIMITED

WESTMORLAND ROAD · LONDON · N.W.9 · ENGLAND · TELEPHONE: COLINDALE 8671/3  
 TELEGRAMS: VITAVOX · HYDE · LONDON · CABLEGRAMS: VITAVOX · LONDON



See the  
**EDDYSTONE '680'**  
**COMMUNICATIONS**  
**RECEIVER**

**ON STAND NO. 182 AT RADIOLYMPIA NATIONAL HALL**

Here is your opportunity to make first-hand acquaintance with the Eddystone '680' Communications Receiver that has aroused so much interested attention among the more seriously-minded in the world of wireless. The '680' is a fifteen valve superheterodyne receiver embodying advanced technique. Among its special features are included: continuous coverage from 30 Mc/s to 480 K/cs, two R.F. stages, two I.F. stages, crystal filter, B.F.O., push-pull output stage, variable selectivity, "S" meter, noise limiter, standby switch, stabilised H.T. voltage to oscillator, provision for relay operation of transmitter, high signal-to-noise ratio and sensitivity, highly attenuated image response, very effective A.V.C., provision for twin feeder and single aerial, modern miniature all-glass valves, mechanical bandsread logging device. Available for rack mounting.

The complete frequency range is covered by five switched coil assemblies with an overlap between each. The gear-driven, flywheel controlled mechanism is positive, free from backlash and very smooth in action. The mechanical bandsread device takes the form of an auxiliary dial and gives a scale length equal to ninety inches per range. The dial can be read to one degree. I.F. transformers are permeability tuned to 450 K/cs. Operates from A.C. mains 110 and 200/240 volts, 40/60 cycles. The front panel and tuner unit chassis are aluminium, and the remaining units of stout brass, heavily nickel-plated. Lift up lid. The cabinet and front panel are finished a handsome ripple black, set off by plated handles. The finger plate is black and silver. 16½in. x 13½in. x 8½in. high. Weight 41 lbs.

**LIST PRICE IN U.K. £85 (No Purchase Tax)**

*Manufacturers:*

**STRATTON & Co. Ltd., West Heath, Birmingham 31** Cables: STRATNOID, BIRMINGHAM

... concerning **BAFFLETTE!**

*Trade Mark*

These reasonably priced Extension Speakers, which are available at most good shops, will be displayed attractively at the inspiring radio exhibition of 1949.

# Radiolympia

## Stand No. 49 Grand Hall

Ask your dealer for the free Richard Allan booklet—16 pages telling all about the magnificent range of speakers which in their price field cannot be equalled. Insist on *Bafflette*—the extension speaker you will be proud to possess.

*Made and Guaranteed by*

**Richard Allan** **RADIO LTD**  
Now at **BAFFLETTE HOUSE, BATLEY, YORKSHIRE**

## Stars for Sale!

IT'S **NEW!**

IT'S **FOOL-PROOF!**

IT'S **the EMI AC100!**

IT'S **UNDER £10!**

inc. P. Tax



Here is the latest AUTOMATIC RECORD CHANGER from stock! Brief specification: Plays TEN 10" or 12" records (not mixed); high fidelity lightweight PU (output 1.5v RMS with matching trans.); single knob control for start, stop and reject; 100-130/200-250v AC. Price £7+£2.19.10 P.T. Matching transformer 10/-, no tax. Sent carriage paid in U.K. Export orders tax free, carriage extra.

**FLASH!** Latest DENCO superhet kit now available. This is an inexpensive 4-valver (MW and LW) using the new B3A 0.1A valves, Wonderful value at £6.17.6 +£1.9.5 tax, post free. Also available as SV and MV.

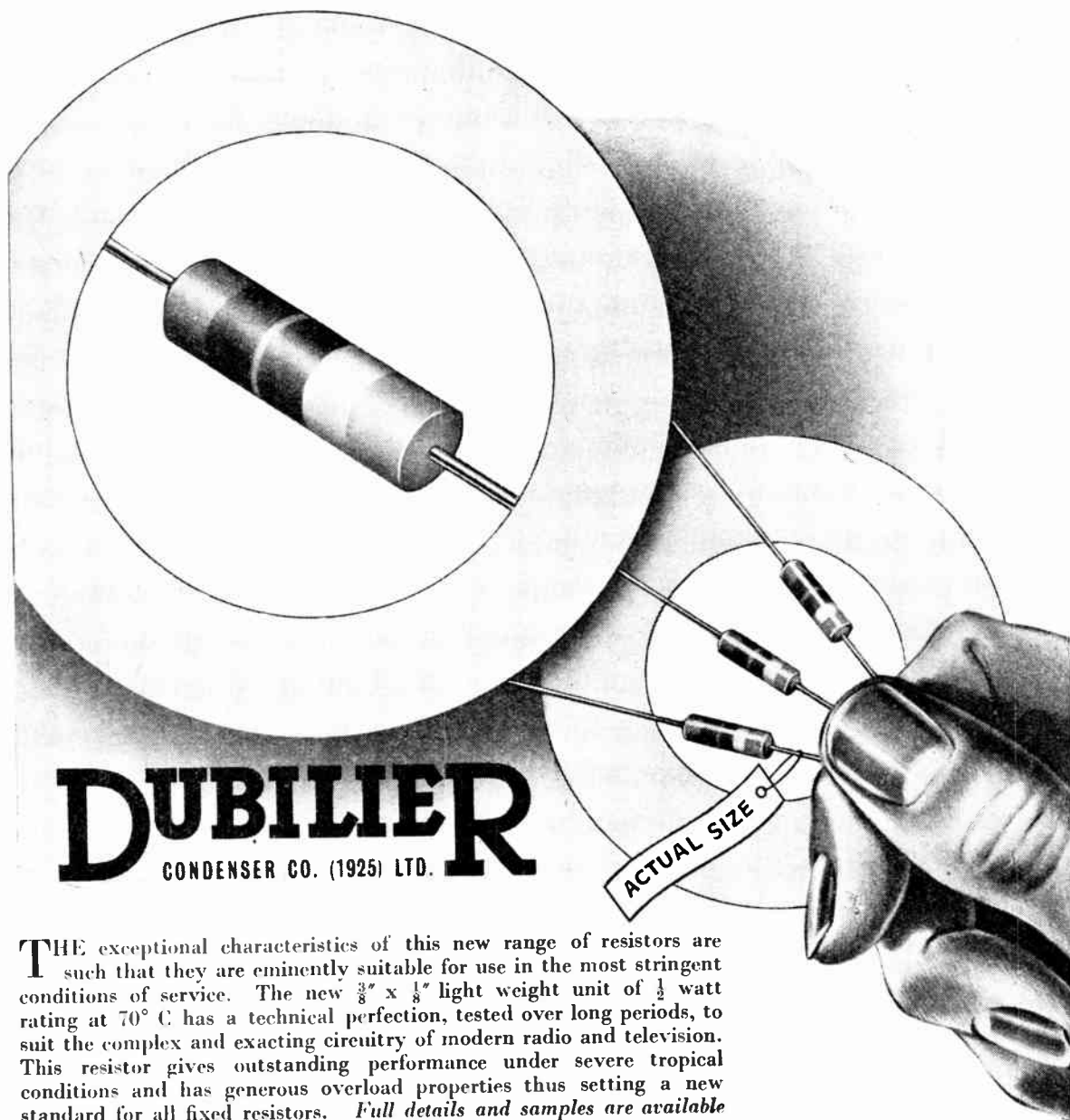
See latest lists, post free on request, for specified television components, including line, frame and focus coils, transformers, HV condensers, Reliance and Colvren pots, BTH crystal diodes, Woden transformers, co-ax plugs and sockets, Lewcos enamel wire, valves and cathode ray tubes and holders.

**SATISFACTION GUARANTEED**  
**OR CASH REFUNDED**  
**INSTANTLY.**

**Frith**  
**RADIOCRAFT Ltd.**  
69-71 CHURCH GATE-LEICESTER  
PHONE 58971  
Cables G38Y G2R1



# The Latest Technical and Engineering Achievement in Resistors



**DUBILIER**  
CONDENSER CO. (1925) LTD.

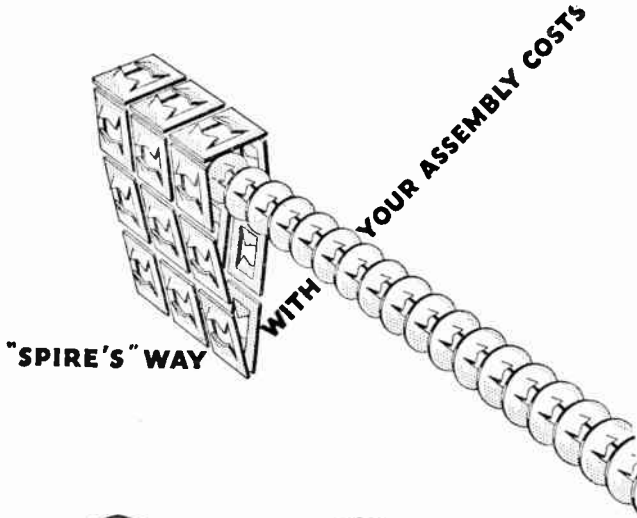
THE exceptional characteristics of this new range of resistors are such that they are eminently suitable for use in the most stringent conditions of service. The new  $\frac{3}{8}$ " x  $\frac{1}{8}$ " light weight unit of  $\frac{1}{2}$  watt rating at 70° C has a technical perfection, tested over long periods, to suit the complex and exacting circuitry of modern radio and television. This resistor gives outstanding performance under severe tropical conditions and has generous overload properties thus setting a new standard for all fixed resistors. *Full details and samples are available to Radio Manufacturers upon application.*

Visit us at **STAND No. 82, Grand Hall, Radiolympia**

DUBILIER CONDENSER CO. (1925) LTD., DUCON WORKS, VICTORIA ROAD, N. ACTON, LONDON, W.3  
 'Phone : Acorn 2241 (5 lines) Grams : Hivoltcon, Wesphone, London


Cables : Hivoltcon, London. Marconi International Code

D36A



Spire Speed Nuts reduce the number of parts to be handled. Can they be assembled better and cheaper? Yes, their relatively large bearing surface and self-locking spring tension eliminate need for plain washers or separate locking devices. They are fixed in a moment; stay fixed as long as you like. It's their unique double-spring action that gives Spire such a grip. Will you see what Spire, fastest thing in fastenings, can do to help you? Write for more information now.

# Spire Regd. THAT'S FIXED SPEED NUTS THAT



The SNB type of Cable Clips are made as standard to suit up to 1" dia. Spring steel takes a kindly view of small variations in O.D. Spire Clip and screw replaces pressing, bolt, nut and washer. Two parts instead of four.


Enquiries to: Simmonds Aerocessories Ltd. Byron House, 7-8-9, St. James's Street, London, S.W.1. Head Office and Works: Treforest, Glamorgan. 16

# CELESTION

STAND  
87

RADIOLYMPIA

MODEL P44.



- Overall Diameter 12  $\frac{3}{16}$ "
- Voice Coil Impedance ohms 3.0
- Magnet Pole Diameter 1  $\frac{1}{2}$ "
- Flux Density (Gauss) 10,000
- Total Gap Flux (Maxwells) 60,000
- Peak Power Capacity 10W

The General Public should please order through their Local Dealers.

Manufacturers are invited to write for details of the full range of Celestion speakers.

CELESTION LTD. SUMMER ROAD, THAMES DITTON, SURREY

Telephone: EMBERBROOK 3402-5

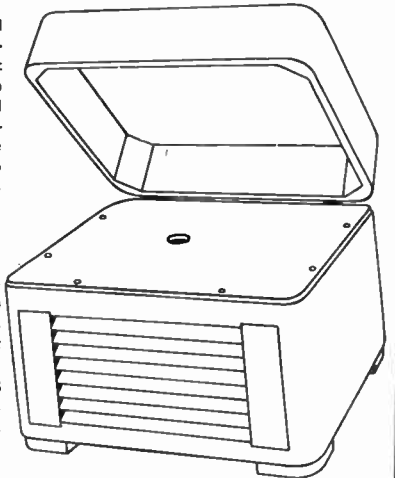
## IDEAL BARGAIN FOR HOME CONSTRUCTORS

Assemble your own **TABLE ELECTRIC GRAMOPHONE** or **RECORD PLAYER** at half comparable prices.

**GABINETS** designed for 6  $\frac{1}{2}$  inch loudspeakers. Walnut with Rumanian Birch grille. Interior of lid felted. Volume Control and top plate ready drilled 14 x 16 x 12 inches deep. **£2 10 0** each.

**GRAMOPHONE UNITS** for same. Constant speed Magnetic pick-up, Superb Quality. A.C. MAINS. **£5 10 8** Incl. P. Tax

**3w AMPLIFIERS** for same **KITS** comprise Chass's. Mains and Output transformers. Choke, Valveholders, Volume Control, escutcheon and Knob. Mains tap changer. 2 - 8 m.f.d. condensers. **LOUDSPEAKER** and circuit diagram. **£3 15 0**




**WILLIAMSON AMPLIFIER** Output transformers. Latest design as per August issue. **£4 10 0**

**N. MIERS & CO. LTD.** Tel: Euston 7515  
115 Gower Street, London., W.C.1 Cables: MIERSCO

# Concerning ELECTRICAL RESISTANCE MATERIALS

- NICKEL - CHROMIUM
- NICKEL - CHROMIUM - IRON
- COPPER - NICKEL
- MINALPHA
- MANCOLOY 10
- RESISTANCE MATERIALS FOR SPECIFIC PURPOSES



A revised issue of this booklet contains, in easy reference form, complete tables of physical data for each alloy and detailed information upon the characteristics, availability and recommended uses of our precision-drawn wires.

To those engaged in the design of resistance elements of any type it cannot fail to be of interest—to those who seek greater accuracy and uniformity in production it will be of greater service, by suggesting the means of attainment.

*Copies will gladly be provided on request. When writing please refer to Booklet 1440.*

Specialised Products of


# Johnson Matthey

JOHNSON, MATTHEY & CO., LTD. • HATTON GARDEN, LONDON, E.C.1

Birmingham: Vittoria Street, Birmingham, 1

GD121

**RECORD  
CHANGER VALUE!**



The R.C. 500  
Auto Changer

**COLLARO**

Meet us at  
Radiolympia  
STAND 61  
Grand Hall

**AUTOMATIC RECORD CHANGERS**

COLLARO LTD., RIPPLE WORKS, BY-PASS ROAD, BARKING, ESSEX  
Telephone: Rippleway 3333  
Telegrams: "KORLLARO BARKING"

Presenting R.C. 500... a brilliant new Automatic Record Changer specifically designed for simplicity and reliability... at LOW COST! Plays nine 10" or nine 12" records and incorporates spring suspension which eliminates acoustic feed back. And it's foolproof against jamming!

... and the R.C. 49... a reasonably priced Changer incorporating all the refinements hitherto associated only with expensive instruments... plus many exclusive features. Plays ten 10" or 12" records mixed in any order by the operation of one single control knob.

Both Changers are fitted with a powerful induction-type Rim-Drive A.C. Motor—with a choice of four types of pickup including Magnetic, Crystal and High Fidelity models.

Write for trade terms and illustrated literature.

MAKERS OF FINE QUALITY GRAMOPHONE COMPONENTS, INCLUDING AUTOMATIC RECORD CHANGERS, GRAMOPHONE UNITS, PORTABLE ELECTRIC GRAMOPHONES, INDUCTION MOTORS AND PICKUPS.

**THE NEW B.P.L. SUPER RANGER**  
20,000 OHMS PER VOLT.



D.C. VOLTS :  
100 mV to 5kV

D.C. CURRENT :  
1  $\mu$ A to 1 Amp.

A.C. VOLTS :  
0.5V to 5kV.

A.C. CURRENT :  
10 mA to 10 Amps

RESISTANCE :  
1 ohm to 2 meg-ohms

OUTPUT :  
0 to 62 db

METER :  
5-inch Long arc,  
fitted with knife-  
edge pointer and  
mirror scale.

LIST PRICE :  
£ 21 - 10 - 0.

**BRITISH PHYSICAL LABORATORIES**  
HOUSEBOAT WORKS, RADLETT, HERTS.

Tel: Radlett 5674-5-8

**Eclipse**

**PERMANENT  
MAGNETS**

in Tungsten, Chrome,  
Cobalt, Alni, Alnico  
and Alcomax

Our Technical Develop-  
ment Section will be  
pleased to advise on  
any problems connected  
with Applied Magnetism






Made by the Manufacturers of  
"ECLIPSE" PERMANENT MAGNET CHUCKS  
JAMES NEILL & CO. (Sheffield) LTD., SHEFFIELD II

EM 13


# A mobile television system

## in 7 lightweight units . . .

1. **IMAGE ORTHICON CAMERA**, with detachable electronic viewfinder.  
 Weights: Camera 65 lbs. Viewfinder 35 lbs.  
 Dimensions: Camera 25" x 11" x 14" Viewfinder 22" x 10" x 8".




2. **CAMERA CONTROL AND PREVIEW MONITOR**  
 Weight: 65 lbs.  
 Dimensions: 26" x 8½" x 16".




3. **POWER SUPPLY UNIT**  
 Weight: 65 lbs.  
 Dimensions: 26" x 8½" x 16".



4. **SWITCHING UNIT**  
 Weight: 80 lbs.  
 Dimensions: 26" x 8½" x 16".



6 & 7. **WAVE FORM GENERATOR**  
 (in two units)  
 Weight: 70 lbs. and 55 lbs.  
 Dimensions: 26" x 8½" x 16" and 26" x 8½" x 16".



5. **MASTER MONITOR**  
 Weight: 68 lbs.  
 Dimensions: 20" x 13" x 18".

These seven lightweight "suitcase" units provide a complete mobile television system. Easily transportable, adaptable and flexible, their exceptional mobility widens the horizon of television. For outside broadcasts or for the specialised applications of television in hospitals, in film studios, or for general application in industry, Marconi television equipment is the finest in the world.

Ask for descriptive brochure SPI4.

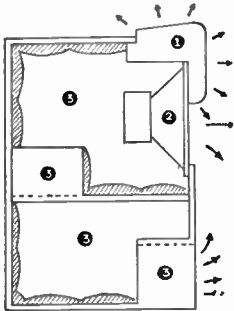
**DEMONSTRATION ON STAND NO. 174  
 NATIONAL HALL, RADIOLYMPIA**



MARCONI'S WIRELESS TELEGRAPH COMPANY LIMITED, MARCONI HOUSE, CHELMSFORD.

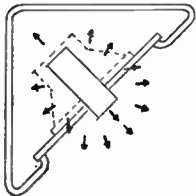
# A new development in Loudspeakers

1. Multidirectional Ribbon Unit
2. Low Frequency Unit.
3. Elements of Acoustic Filter.



Side view sectional diagram showing arrangements of units and vertical dispersion.

Top diagram view showing horizontal dispersion.



## The Corner Ribbon


We have now completed our work in the development of a new type of loudspeaker aimed to give the highest possible quality of sound reproduction.

The new loudspeaker incorporates a freely suspended ribbon for the mid-high and high frequencies, this being loaded front and back and arranged to radiate in all directions (including the rear). A cone unit is used for the lower frequencies, the back being coupled to the air through a two-section acoustic filter.

During the last three years, the development of this loudspeaker has entailed some physiological research and a vast number of conventional measurements. It has also brought to light some new methods for assessing the goodness of a loudspeaker. Full details of the loudspeaker itself and some of the methods used in its development will shortly be available.

**A special listening lounge will be provided at Radio-lympia this year solely for the demonstration of this loudspeaker—fed from a QAI2 P amplifier with radio and records. We strongly recommend that you take advantage of this demonstration. We should also like to see you on our stand (No. 91), where we shall be pleased to give you further information.**

## CO-AX AIR-SPACED ARTICULATED R.F. CABLES



**BASICALLY BETTER**

**IMMEDIATE DELIVERIES FOR HOME & EXPORT**

LOW ATTEN. TYPES	IMPED. OHMS	ATTEN. dB/100 ft at 100 Mc/s	LOADING KVA	O.D.
A.1	74	1.7	0.11	0.36
A.2	74	1.3	0.24	0.44
A.34	73	0.6	1.5	0.85

HIGH POWER FLEXIBLE

FOR RADIO FREQUENCIES

LOW CAPAC. TYPES	CAPAC. mm/f ft	IMPED. OHMS	ATTEN. dB/100 ft at 100 Mc/s	O.D.
C.1	7.3	150	2.5	0.36
P.C.1	10.2	132	3.1	0.36
C.11	6.3	173	3.2	0.36
C.2	6.3	171	2.15	0.44
C.22	5.5	184	2.8	0.44
C.3	5.4	197	1.9	0.64
C.33	4.8	220	2.4	0.64
C.44	4.1	252	2.1	1.03

PHOTOCELL CABLE

FOR VIDEO AND SPECIAL APPLICATIONS

VERY LOW CAPACITANCE CABLES

Write for data sheets to the originators of air-spaced R.F. Cables.

**TRANSRADIO LTD.** 138A CROMWELL ROAD LONDON, S.W.7.  
CONTRACTORS TO H.M. GOVERNMENT.

## Slashed Prices to clear EX-GOVERNMENT SURPLUS!

**TR3152 Special Purpose Tx. and Rx. (U.H.F.).** Containing 2 EC52 1 EF50, 1 6V6G, 1 5Z4G, 1 SP61 and 1 6H6G. All brand new and boxed. Carriage 5/-, 40/-, **NOW 30/-.**

**CATHODE RAY INDICATOR UNITS.** American, Type **AN/APA-I.** Brand new, complete with 3in. C.R.T. and time base, etc., using 11 valves (6SN7's, 6H6 and Rectifiers). Only requires 115V 500 cycle Transformer changing to put into immediate use. Carriage 10/-, 105/-, **NOW 90/-.**

**TRANSMITTING VALVES.** Brand new Westinghouse latest 1.5V type 1299A (QRP Tx. local base pentode). 7/6, **NOW 5/-.** UX210 (Continental). The famous transmitting 10. 4/6, **NOW 2/6.** \*VR135 (U.H.F. Triode). 3/6. **NOW 2/6.** \*SP41. 3/-, **NOW 2/-.** \*EF50. 7/6, **NOW 5/-.** \* All out of Government surplus equipment but O.K. Brand new and boxed R.C.A. 866A and 866. 25/-, **NOW 18/6.** Eimac 250TH 45/-, 100TH 35/-, 830B, 832, 832A, 25/- ea., **NOW 20/-.** 307, 8/6, **NOW 7/6.** 813, 60/-, **NOW 50/-.**

**TYPE M90 AMPLIFIERS** (special purpose). Containing 1 5U4 2 EF50 and 1 6H6 condensers, resistors, etc. (Sold for components only) Carriage 2/6, 27/6, **NOW 20/-.**

**METERS.** Moving Coil, brand new in maker's cartons. 2½in. dia. Flush mtg., 0-50 mA., 0-100 mA., 0-500 mA. 15/- ea., **NOW 7/6.** 2½in. dia. Flush mtg., 0-1 mA., 0-500 micro/Amps., 2in. dia. Flush mtg., 0-500 micro/Amps. (Scaled 0-15V and 0-600V). 17/6 ea. **NOW 12/6.**

**Ex Naval Power Supply Unit.** No valves, sold for parts only. Containing 500-0-500V 170 mA Transformer, 3.8 Hy 170 mA. Chokes, Condensers, etc. Carriage 7/6, 80/-, **NOW 50/-.**

**IMPORTANT.**—The above offers are only a few of the large selection available at "slashed" prices. **SEND NOW for 8-PAGE LIST No. 8a.** It gives details of complete range offered at clearance prices.

**RADIOMART**  
G.S.N. (P.N.A.M.) LTD.

**48 HOLLOWAY HEAD BIRMINGHAM, 1**  
Tel. Midland 3254



**ACOUSTICAL**  
MANUFACTURING CO. LTD.


HUNTINGDON

Telephone : HUNTINGDON 361

# A NEW FIELDEN TECHNIQUE


## IN MICRO-MEASUREMENT AND CONTROL

FOR ANY INDUSTRIAL  
OR RESEARCH PROBLEM  
RESOLVABLE INTO MINUTE  
ELECTRICAL CAPACITANCE CHANGE



**ACTUATION** by **PROXIMITY** of solid or liquid conductors or insulators to an electrode terminating a co-axial cable

**THE FIELDEN PROXIMITY METER—SENSITIVITY 0.01 mmf**—indicates minute capacitance changes, whether caused by very small mechanical displacement or dielectric change. It measures, for instance, strains in structures, it gauges components to less than 0.00001", monitors sheet, foil and wire sizes, measures liquid and other levels precisely, monitors dimensions and compositions, compares dielectric properties of non-conducting liquids etc. It does what is impossible mechanically and, in many fields, surpasses all other micro-measurement methods.



**THE FIELDEN TEKTOR—SENSITIVITY 0.25 mmf**—is a unique, stable, high-speed capacity relay which solves many problems of counting, temperature control, level control of liquids and solids, and so on where simple direct-switching is impossible.

Please send for Specification FE/3 to the

**SPECIALISTS IN INDUSTRIAL ELECTRONIC EQUIPMENT**

# Fielden

**(Electronics) Limited**  
HOLT TOWN MANCHESTER

Tel: ARDwick 2619

# THE CHOICE OF THE CONNOISSEUR



Chosen by many cinemas, concert halls and gramophone societies, "BAKERS" High Fidelity Speakers combine the highest possible quality of reproduction together with the widest frequency range available, making them the obvious choice for either public or private use.

12" and 18" "TRIPLE CONE" and "DUPLEX" Models.

Write for Descriptive Leaflet giving full technical details (or better still call for an audition) of:—"BAKERS" SPEAKERS, RECEIVERS AND AMPLIFIERS, ETC. the combination of which offers the highest possible quality radiogram unit obtainable.

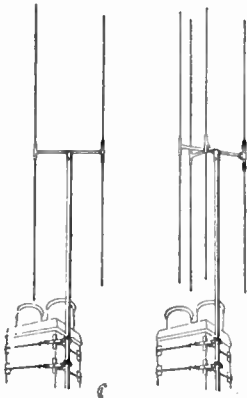
## BAKERS 'Selhurst' RADIO

PIONEERS OF MOVING COIL SPEAKERS SINCE 1925  
Dingwall Road, Croydon. Telephone: CR OYdon 2271

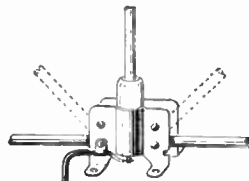
NEW LOW-PRICED STAND NO.

# WOLSEY 13

T.V. AERIALS AT RADIOLYMPIA GRAND HALL



It's easy to remember our Stand No. ! Don't miss the opportunity of seeing the full range of WOLSEY T.V. Aerials for the London and Birmingham areas. Examine them — observe their many special features and quality construction — the result of many years' specialisation. Brochures on WOLSEY T.V. Aerials and Installation Service free on request.



Eight types of WOLSEY Outdoor Aerials for London and Birmingham, including a new "field-tested" In-line 3-element Folded Dipole Array, giving a gain of 7.5 DB's. Also a new low priced All-Flexible Indoor Aerial.

**WOLSEY INDOOR AERIAL**  
Designed for use where an outdoor aerial is impracticable. A special polythene V.H.F. insulator ensures maximum signals possible with an indoor aerial. Easily adjusted to various positions.


**WOLSEY TELEVISION LTD.**

75 Gresham Road, Brixton, London S.W.9. Brixton 6651 and 6652  
59 Soho Hill, Birmingham 19. Northern 2762 and 3493

## BRIERLEY PICKUPS

Ribbon, type JB/P/R/2

Microarmature, type JB/P/A/1



These two pickups are individually made instruments for those who take a pride and obtain pleasure in reproduction that is as nearly perfect as present technical development permits.

We regret that our best efforts fail to meet the present demand, and we have still to ask for patience.

J. H. BRIERLEY GRAMOPHONES & RECORDINGS LTD.,

46, TITHEBARN STREET, LIVERPOOL, 2.




# \* Perfect Reproduction?

## \* PROBLEMS REFERRED TO IN PREVIOUS NOTES

Spatial Distribution of Sound  
Echoes in the Listening Room  
Limitations of Single Channel  
Limitations of the Human Ear  
Distortions and Faults caused by  
Apparatus

The Radio Link  
Frequency Response  
Non-linearity  
The Signal Rectifier  
The A.V.C. Rectifier



***murphy radio  
limited***

WELWYN GARDEN CITY · HERTS

B 7

## APOLOGIA

We may as well admit it. The only reason why this space is not filled with our usual “informative” article on radio is that our author slipped away on holiday; and what with one thing and another we forgot to ask him for the next instalment. So let’s forget negative feedback, non-linearity, QPP and Uncle Tom Cobley and all, and get down to a little honest to goodness advertising for a change.


Here is our latest Television Set—the Murphy V 120. From every point of view, including that of the “experts”, it’s a pretty good set. It has a large size screen (12” C.R.T.) and yet costs only £71.10s.8d. including Purchase Tax. The illustration here gives you some idea of the set but it’s the quality of picture and sound that count of course. So you’ll go along and see it working at the nearest Murphy Television Dealer, won’t you?

CRC9

# LONDON CENTRAL RADIO STORES

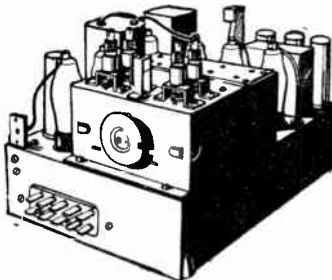
Government Surplus—from Stock

The FAMOUS R155  
10-VALVE COMMUNICATION RECEIVER.



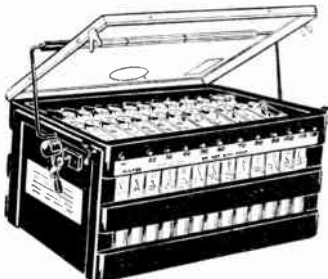
Thoroughly Overhauled ..... **£8.10.0**  
Complete with Power Pack and **£14.10.0**  
Speaker. (Carr. & pkg. 10/6 extra)  
**FREE** with each receiver! Complete circuit  
description and modifications for civil use,  
reprinted from "W.W.," July 1940.

R.A.F. 6-VALVE SUPERHET RECEIVER  
UNIT No. 25



This unit is easily adapted to Short-wave  
reception for home use. In addition to two  
EF30, two EF39, one EK32 and one EBC33  
valves, it contains 1 pr. 400 Kc/s iron dust  
I.F. Transformers, Mic. and phone output  
transformers, a number of resistances and  
fixed condensers of useful values, two 1 mfd.  
500 v. wkg. and four .1 tubular condensers,  
pot'meters, Int. Octal Valveholders, Tuning  
Coil, etc. mounted on steel chassis 8 1/2 x 6 1/2 x  
2 1/2 in. **FREE** circuit diagram 9 in. x 19 in.  
showing all components, supplied with each  
set ..... **25/-**

NEW MILNE'S H.T. UNITS (Everlasting)



120v. 600 mA. Will charge from 6 v.  
accumulator ..... **67/6**

**PLEASE NOTE**

● All carriage paid unless otherwise stated. ● Carriage charges relate  
to British Isles only. ● We do not issue lists or catalogues. ● We have  
hundreds of items in stock too numerous to list, including Special Admiralty  
Transmitters, Receivers, etc., so when in Town pay us a visit.

**23, LISLE ST. (GERrard 2969) LONDON, W.C.2**

Closed Thurs. 1 p.m. Open all day Sat. and weekdays 9 a.m.—6 p.m.

MAGNETO RINGING TELE-  
PHONE SET. Complete with  
hand generator. Self-energising,  
with Indicator Lamp and  
Howler. Can be used for  
distances up to one mile. No  
current needed. Weight 16 lbs.  
Overall dimensions 9 1/2 x 6 x 7 in.  
45/-

POWER UNIT, Type 280.  
Contains four VUL33, one 5U4,  
one VR65 valves ..... 25/-

VISION UNIT, Type 162.  
Complete with 6in. 517 C.R.  
Tube, 2in. 139 C.R. Tube, one  
807, three VR65, one 6J5 valves,  
0.5 millimetre. condensers,  
etc. Suitable for Television.  
65/-

VISION UNITS, Model 6A.  
Consisting of 6in. VCR97  
Electrostatic C.R. tube, 7 valves,  
including four EF30, potenti-  
ometers, resistances and other  
associated components. In  
metal cabinet 18 x 8 x 7 1/2 in.  
These units are in perfect condi-  
tion. Ideal for Television.  
Carriage Paid. **£7.6**  
20-VALVE RECEIVER Type  
No. 3515. Includes strip suit-  
able for Television sound or  
vision when used in conjunction  
with R.F. unit Type 25. Con-  
tains the following valves: 10  
8P61, 5 EF39, 3 EBC33,  
1 EB34, 1 Mazda A32, relays,  
condensers, resistances, etc.  
Brand new in metal case and  
supplied in wood transit case.  
62/6

The R.F. Unit Type 25 suitable  
for use with the above and for  
other television purposes is  
12/6 extra.

PHOTO-ELECTRIC CELLS  
Type GS18. These cells are the  
gas-filled type with caesium  
Cathode. Made by Gtrel.  
Minimum sensitivity 100 μA/  
lumen, working volts 100 D.C.  
or peak A.C. Projected cathode  
area 16 sq. cm. Suitable for  
16 mm. Home Cinema Table  
equipment. Safety Devices,  
Colour and Photo Matching,  
Burglar Alarms, Automatic  
Counting, Door Opening, etc.  
Brand new in original cartons.  
42/6

CHARGING BOARDS, Control  
Panels Only. 24 v. 1,250 watts.  
Includes five 1 1/2 in. moving coil  
ammeters (1.0-40 μA, 4.0-15 μA).  
One moving coil voltmeter  
0-40 v. Five heavy duty  
sliding resistances, etc.,  
complete in Metal case  
with fold-back doors, size  
18 x 17 x 8 1/2 in. Offered at  
less than half the component  
value. Price (carriage extra).  
**£4 19/6**

MOVING COIL HAND MICRO-  
PHONE ..... 5/6  
Insert for the above, 30 ohms,  
2 1/2 in.

THROAT MICROPHONES with  
plug and cord, ..... 3/6 pair.  
U.S. ARMY MIDGET LIGHT-  
WEIGHT HEADPHONES. 200  
ohms. Suitable for Deaf Aids.  
Pair 9/6

TELEPHONE LINE or UNI-  
SELECTOR SWITCHES  
As new, 6-bank ..... 37/6

NEW 3-VALVE AMPLIFIER  
PANELS. With three 1T4  
valves, condensers, etc., 15/-.  
New spare valves for above, 5/-  
each.

# P.V.C Stripper Pliers

FOR PLASTIC INSULATED WIRES


"Stanelco" stripping pliers remove plastic insulation from stranded or solid conductors up to 1/2" overall dia. By means of electrically heated plier jaws, the thermo-plastic properties of the insulation are utilised to ensure clean, speedy stripping without charring insulation or damaging conductor. No switching is necessary. Pliers can be left connected without overheating. Supply Voltage: 220/250 volts (A.C. only). Power consumption 10 watts.



Standard Telephones and Cables Limited  
HEAT TREATMENT GROUP  
(Industrial Supplies Division) CLINE RD., BOUNDS GREEN, LONDON, N.11

# TELERADIO for RADIO AND TELEVISION REPLACEMENT UNITS AND KITS

Television kit by DENCO. Complete in three units  
1. C.R. Tube, valves & H.F. units **£18 11 7**  
2. Time base units & main chassis **£16 4 9**  
3. Power supplies **£6 10 9**  
Total including tax **£41 7 1**  
Including full constructional data



MODEL A70. 6 valve all-wave modern superhet chassis with tuning indicator, tone control and radiogram switch. The ideal replacement chassis £12 12 0d. including Tax, plus valves, £3 3 0d.  
MODEL 70 TU. As above but as 3 valve tuning unit feeding model 77 amplifier £8 0 0d. plus 34/10d. Purchase Tax.  
MODEL 77. 4 valve push pull amplifier with 2 6v6 fed by phase inverter. Approx. 8 watts output £9 5 0d.

AVAILABLE AS KIT OF PARTS:— Blueprints 4/-  
Send for leaflet to:  
**TELERADIO**  
157 FORE STREET, EDMONTON, N.18 (Tot. 3386)

# MODERN CAPACITOR MOUNTING



## DUBILIER

### EAR MOUNTING DRILITIC CAPACITORS

This modern method of mounting enables the maximum advantage to be secured from the improved electrical characteristics and size reductions of Dubilier Drilitic Capacitors.

No loose parts, clamps, screws or rivets are necessary, a slight twist of the mounting ears and the capacitor is fixed. For chassis-capacitor isolation bakelite mounting plates are supplied; metal plates are available with identical centres

for general replacement purposes of the older type capacitors and for interim tooling period.

Ear Mounting Drilitic Capacitors type CTE and CRE have hermetically sealed seamless drawn aluminium containers, have solder tags and are supplied in the usual capacitances and voltages.

*Comprehensive catalogues giving detailed information of capacitors and technical service are available upon request.*

# DUBILIER

CONDENSER CO. (1925) LTD.

STAND  
No. 82  
GRAND HALL  
RADIOLYMPIA

STAND  
No. 82  
GRAND HALL  
RADIOLYMPIA

DUCON WORKS, VICTORIA ROAD, N. ACTON, LONDON, W.3.  
'Grams : Hivoltcon, Wesphone, London.

Phone : Acorn 2241 (5 lines)

Cables : Hivoltcon, London. Marconi International Code

D37A

**18 TOTTENHAM COURT ROAD, LONDON, W.1**

Tel: MUSEum 2453

Tel: MUSEum 4539

Shop hours: Monday-Friday 9—5.30. Saturday 9—1

**FULL MAIL ORDER FACILITIES Please add postage****A.D.S. QUALITY AMPLIFIERS**

Full constructional details of our 41-watt inexpensive quality amplifier are now available, including circuit diagram and layout pictures. Post free. 9d.  
Complete set of components for above amplifier, including cabinet, chassis, knobs, etc. Carriage free, only £8/10/-.  
Complete amplifier, constructed and tested. Carriage free, only £9/9/-.

**WILLIAMSON AMPLIFIER**

Main transformer 425-0 '25 volts 200 mA., 6.3 v. 4 a.; 6.3 v. 2 a., 5 v. 3 a. Pri. 210, 230, 250 volts 50 c.p.s. Size 4 x 4½ x 4½ high. (Postage 1/6.) £2/17/6.  
Choke 10 Hry. 150 mA. Size 2½ x 3½ x 3½ in. high. Fully shrouded. (Postage 1/-.) £1/5/-.  
Choke 30 Hry. 30 mA. Size 2½ x 1½ x 2½ in. high. (Postage 1/-.) 13/6.

**ACCESSORY EQUIPMENT :-****CONNOISSEUR PICK-UP**

A high impedance pick-up giving approximately 0-5 volts at the secondary of the special coupling transformer.  
Level frequency response from 50 to 1,000 c.p.s. Below 50 c.p.s. a rising frequency response gives a bass resonance near 25 c.p.s. Above 1,000 c.p.s. the output falls steadily, giving a loss of approx. 5 db. at 8,500 c.p.s. and 9 db. at 12,000 c.p.s. Price, complete with transformer (inc. P.T.) (Postage 1/-.) £4/10/5.

**GOLDRING 121 PICK-UP.**

An attractive light weight pick-up requiring no transformer. Price, complete with Sapphire point (inc. P.T.) £3/5/-. Price, complete without Sapphire point (inc. P.T.) £2/10/6. (Postage 1/-.)

**WHARFDALE 10in. GOLDEJ**

3 or 15 ohms speech coil. Frequency response 40-12,000 c.p.s. Cone resonance average 80 c.p.s. Maximum input power 8 watts. Price £3/15/-. (Postage 1/3.)

**NEEDLES. (All prices include P.T.)**

Connoisseur miniature needles, 20 per packet. 2/10.  
Columbia Chrome (normal size), 10 per packet. 1/9½.  
Columbia 99 Miniature needles, 10 per packet. 3/7.  
(Post free.)

**TELEVISION**

Our comprehensive television catalogue is now available post free 6d. Contains itemised lists of 'Wireless World' and 'Electronic Engineering' Television. Please state if Birmingham Area supplement is required.

Set of 4 black knobs with gold lettering for "Electronic Engineering" Television (Postage 6d.) 5/-.  
Bel Sound television coils to original specifications, all boxed and individually marked. "Electronic Engineering" (Birmingham and London). (Postage 9d.) 15/-.  
"Wireless World" TRF (London only). (Postage 9d.) £2 8/6.  
"Wireless World" Superhet (Birmingham and London). (Postage 9d.) £2/12/6.  
Scanco Television components for all types of Televisions. 5 kV. E.H.T., with 2 0-2 volt rectifier heater. Fully shrouded. (Postage 1/6.) £3.  
As above, 4 kV. (Postage 1/6.) £2 8/-.  
Line output transformer ("Elect. Eng." spec.) (Post 1/3.) £1/5/6.  
Line and frame scanning coil ("Elect. Eng." spec.) (Post 9d.) £1/5/6.  
Focus coil ("Elect. Eng." spec.) (Post 1/6.) £1/10/-.  
Focus coil ST28. Special low current type for 12in. C.R.T. D.C. Resistance 10,000 ohm, Max. D.C. 30 mA., 25,000 turns. (Postage 1/6.) £1/17/6.  
Focus Coil ST18—Series type. Resistance 300 ohms, Maximum D.C. 150 mA. (Postage 1/6.) £1/7/6.

**MASKS**

12in. Stone. Price £1/1/6. 9in. Stone. Price 11/3. 12in. Black. Price 18/-  
9in. Black. Price 9/6.  
Tube mounting stands in wood for 9in. or 12in. tubes. 16/6.

**BELSOL : (Polystyrene cement).**


1 oz. bottle, 11d. 3 oz. bottle, 2/6.

**SCANCO E.H.T. TRANSFORMER**

2.5 kV. 5 mA. 2-0-2 v. 2 a., 4 v. 1.5 a. £2.

**A.D.S. E.H.T. TRANSFORMER**

1,750 v. 5 mA. 4 v. C.T. 2 a., 4 v. C.T. 2 a. £1/15/-.



**BROWN—E.R.D. 13 inch Portable Disc Recorder.**  
An important S. G. Brown product

# Brown-E.R.D.

**DISC RECORDER**

Incorporating the latest advances  
in Sound-on-Disc Recording

Write for interesting brochures presenting full technical details of this latest development in Sound-on-Disc recording. Also 17 inch models for the Professional user.

**S. G. BROWN LTD., Shakespeare St., WATFORD**

Established in Electro Acoustics and high precision Engineering for over 40 years. Manufacturers of the world-famous 'BROWN' Gyro Compass.

Telephone: Watford 7241

**High Fidelity Reproduction.**

TYPE "K."

The S. G. Brown Type "K" Moving Coil headphones, with the following outstanding characteristics, supply that High Fidelity Reproduction demanded for DX work, monitoring and laboratory purposes, etc.

**CHARACTERISTICS.**

**D.C. RESISTANCE, 47 Ohms.**

**IMPEDANCE 52 Ohms. at 1,000 c.p.s.**

**SENSITIVITY, 1.2 x 10<sup>-12</sup> Watts at 1kc. = .0002 Dyne/cm<sup>2</sup>**

Descriptive Literature on request

**PRICE £5.5.0 PER PAIR**

Your Local Dealer can supply

For details of other S. G. Brown Headphones (prices from 30/- to 77/6) write for illustrated Brochure "W.W."

**HEADPHONES WHICH UPHOLD BRITISH PRESTIGE**


Telephone:  
Watford 7241

## S. G. Brown, Ltd.

**SHAKESPEARE STREET, WATFORD, HERTS.**


# TRUVOX the balanced speaker

fidelity of response speaks for itself to the discriminating ear. Precision manufacture is no less eloquent to the trained engineer. These qualities make TRUVOX speakers famous.



**C.P.M. 12" SPEAKER.** The outcome of intensive development by specialist engineers, the method of construction employed in the Truvox "C.P.M." series offers a notable economy in size, weight and cost. Ranging from "midgets" to auditorium speakers, each model in the TRUVOX "C.P.M." series is precision-designed to combine maximum flux density with the widest frequency coverage for its size.

**Model BX11 (12" C.P.M.)** LIST PRICE **45/-**



**12" HEAVY DUTY.** Rigid die-cast chassis; square casting for the magnet seating, secured with large hexagon head bolts; centre pole and bottom plate all in one forging; ring-clamped cone; die-cast centring ring; practical construction matched by excellent response and high sensitivity—all made for HEAVY DUTY.

Response 55-11,000 C.P.S.; flux density 13,000 Gauss; powerhandling capacity 10 watts (A.C.)

**Model SS10A** LIST PRICE **£6.17.6**

**6½" WAFER.** Wherever the requirements call for minimum space, minimum weight, robustness and normal sensitivity and response, Truvox "Wafer" speakers are the answer. Designed by specialists with twenty years' pioneering experience in loudspeaker manufacture, they are the outcome of a completely fresh approach to the problems of speaker weight and size in relation to efficiency.

Designers and manufacturers of personal and television receivers, car radio, and intercommunication equipment, and all other users needing real compactness, will find the "Wafer" speaker range of superlative interest.



**Model BS1650** LIST PRICE **25/-**

**MONOBOLT.** Unshakably rigid in transit and extended use, the unique construction of Truvox "Monobolt" loudspeakers gives unequalled reliability and consequent freedom from service troubles. The clean straightforward design—ensure permanent and outstanding efficiency.

**Model BX52 5" 19/-**

**Model BX82 8" 22/6**

**Model BX62 6½" 20/-**

**Model BX102 10" 25/-**



Full technical details of all Truvox Speakers available on request.

Your local dealer can supply you with Truvox.


**TRUVOX ENGINEERING CO. LTD., EXHIBITION GROUNDS, WEMBLEY, MIDD.**

"JUNO" and "OCO" floor polishing machines are also manufactured by TRUVOX. Send for details.



introduce the  
**Leak Proof  
Battery!**

**A REVOLUTIONARY DEVELOPMENT  
EXCLUSIVE TO ALPHA**



- Sealed in Steel ★
- Cannot deteriorate when idle
- Stands up to rough handling and years of storage
- Unaffected by extremes of temperature

This new type of battery is a revolutionary development exclusive to Alpha. The cell is completely sealed in an insulated steel jacket, preventing leakage and permitting storage for years without loss of power. For all-round efficiency and value for money, Alpha batteries for Radio and Lighting are second-to-none. The Alpha Leak-Proof battery (1.5 volts) is made in the standard size similar to A.2.

Price 6d.

★ Covered by British Patent No. 531237

**ALPHA ACCESSORIES LIMITED  
GRAMOPHONE BUILDINGS  
BLYTH ROAD · HAYES · MIDDLESEX**



**SURELY TESTED**

with the

**MICOVAC**  
**ELECTRONIC TESTMETER**


**22 RANGES**  
VOLTS  
D.C., A.C., R.F.  
CURRENT  
From few micro-amps to  
1.5 Amps. D.C.  
RESISTANCES  
Up to 100 MΩ

A versatile valve voltmeter for laboratory or test bench. Being battery-operated, it is instantly ready for use. Probe for V.H.F. measurements.

**ELECTRONIC INSTRUMENTS LTD**  
17 PARADISE ROAD · RICHMOND · SURREY



**The T.G.2 Direct Disc  
Recording Traverse  
Gear**



A precision built robust mechanism simple in operation producing first quality recording - - - **£21 0 0**  
Recording Motor and Turntable - - - **£14 0 0**  
Complete Recorder including amplifier and microphone in lightweight portable case - - - **£85 0 0**

A New Permanent Needle at the amazingly low price of - - - **5/- (Inc. P.T.)**

We supply a well established and guaranteed reputable make of superior quality Sapphire Needle

- **REGRIND SERVICE AVAILABLE**
- **Diamond Needles can be supplied**
- **Prompt attention given to enquiries for any quantity—large or small.**
- **Write for details or call for demonstration.**

**ELECTRO SOUND SUPPLIES CO.,**  
**99, BELGRAVE ROAD, S.W.1.**  
PHONE: VIC. 8814

# THE RADIO CENTRE EXHIBITION

OF  
**RADIOLYMPIA**  
1950 MODELS

At London's most modern and spacious showrooms, in the heart of the West End, full ranges of the latest television and radio receivers, all available for immediate delivery, await your inspection. All models are available for demonstration between 9 a.m. and 10 p.m. Call in any time to see and hear this grand display of Bush, Ekco, Ferguson, Cossor, G.E.C., Ultra, K.B., Marconi, R.G.D., Alba, In-victa, etc., etc.


A large selection of the best known makes of electrical appliances also awaits your inspection.

**SERVICE AFTER SALES** we consider of prime importance. Our expert engineers are always available to help and advise you.

**HIRE PURCHASE FACILITIES** gladly arranged on all models.

Appointed Hoover and Electrolux Dealers.


FULL MARKS FOR VALUE—



**RADIO MODEL P.B.12**

- 8 Bush Buttons
- Bi-focal tone
- 10-inch speaker
- Bandsread S.W.
- Flywheel tuning
- £27 tax paid

**BUSH**



**THE NEW BUSH TABLE TELEVISION**

Behind the Screens... that's where we look first. And having had a good look at this new Bush Table Model, we know why it gives such fine trouble-free performance. Even at so reasonable a price, it is built to the traditionally high Bush standard. You will be impressed by its sharp picture, clear sound, and ease of control. Outstanding value at **48 Gns.** tax paid. Look in for a demonstration.

VISIT THE RADIO CENTRE, 33 Tottenham Court Road, London, W.1.

## EQUIPMENT FOR THE AMATEUR & RADIO ENTHUSIAST

- ★ Stockists of Avo, Taylor & Pullin instruments
- ★ WODEN appointed Dealers
- ★ All B.V.A. valves in stock

- ★ Collaro Gramophone Motors
- ★ All makes of Pick-ups in stock
- ★ Richard Allan & W.B. Speakers

- ★ Belling Lee & Aerialite Aerial Equipment
- ★ Bernards Manuals
- ★ Sole Distributors for Burgoyne Aerial Co-axial Connector, price 2/6



**MORSE OSCILLATORS**

A battery-operated Morse Oscillator, complete with modulation and interference circuits, incorporating note selector control, volume control, phone, key and interference jacks. Size 9in. x 8in. x 8 1/2in. Power supply required, HT 60 v., GB 4 1/2 v., LT 2 v. Provision for fitting batteries inside case, complete with 2 valves. Price 27/- (Carriage and packing 2 6), 12 months' guarantee.

**MORSE BUZZERS**

Brand new outfits comprising double buzzer wired to morse key and battery. Complete with 4 1/2 v. battery, 5/- post free. Or less battery, 3/- post free. With full working instructions.



PORTABLE  
TESTING  
INSTRUMENTS

A huge purchase of brand new, general-purpose, circuit testing instruments enables us to make another of our amazing offers. The instrument illustrated is a necessity for every electrician, general mechanic, handy man and radio repairer, and is a reliable stand-by for the "ham." The instrument comprises a moving coil D.C. volt-ohms milli-ammeter housed in an attractive carrying case with handle. The dial is calibrated for readings of 0-1.5 volts, 0-3 volts, 0-60 mA., and 0-5,000 ohms. Additional ranges may be added at will. The basic movement is 6mA., 250 ohms. Each instrument is fully guaranteed perfect and brand new. 15/- Post free.

Do you subscribe to the MOS NEWSLETTER? The "MOSRAG" as it is known to its readers, caters for every taste. Subscription fee 5/- per annum. Send 6d. for specimen copy.

**PARMEKO DUAL LOUDSPEAKERS**  
Two 8in. P.M. Speakers mounted back to back on durable frame. For outdoor work and P.A. 10 watts. Complete with volume control with switched tapings.

BRAND NEW 50/- Add 10/- carriage and packing for rail.

Whilst they last... Brand New R.F.24 Converters in sealed cartons, complete with 3 valves. Frequency coverage 20-30 Mc/s., tunes to 5 spot frequencies. CALL IF YOU CAN. ONLY 10/6 (Carriage and packing 3/6).


**ELECTRIC MOTORS**

A complete A.C. Motor ready for use without adaptation. 1/4 h.p. 2,500 r.p.m. For use on 220-250 volts A.C. mains. Spindle fitted with 2in. dia. pulley ready for use with small belt drive. Fitted with 3ft. 3-way mains lead. 27/6 carriage paid.

**14 Valve COMMUNICATIONS RECEIVERS**  
3 Equipments comprising a 14-valve crystal calibrated receiver covering a range of 2.4 to 13 Mc/s.

Specification: R.F. amplifier, mixer with separate L.O., crystal check oscillator, limiter monitor, 2 stages I.F. (550 kc/s), detector, AVC, BFO, with AF amplifier (phones), and push pull output for speaker. Approx. output 15 watts. Aerial tuning unit supplied to improve signal strength. This provides correct impedance matching to the receiver over its frequency range, with any length of aerial in use. Valve line up: 4 EF39, 2 EF50, 1 EA50, 1 ECH35, 1 6X3B, 2 KT33C, 2 EF76, 1 EB33 - Complete with 100 kc/s. crystal and 24 volt. input power supply. A luxury equipment for only £5 BRAND NEW. Add 15/- carriage & packing.

**MAIL ORDER SUPPLY CO.,** 33 Tottenham Court Road, W.1. (Museum 6667-8-9)



# CONSISTENTLY *Accurate* PULLIN SERIES 100 TEST SET

SENSITIVITY 10,000 OHMS/VOLT

with  
**A.C./D.C. Voltage Multiplier**  
for 2,500 V. and 5,000 V.

Volts A.C. and D.C. Range :  
10, 25, 100, 250, 500, 1,000.

Milliamps D.C. only :  
2.5, 10, 25, 100, 500.

Ohms : 0-10,000 and 0-1 megohm.

**A.C. Current Transformer**  
Range : 0.025, 0.01, 0.5, 1.0, 5.0,  
25.0 Amps.



We can give early deliveries—  
Address all enquiries to:

## MEASURING INSTRUMENTS (PULLIN) LTD

ELECTRIN WORKS, WINCHESTER STREET, LONDON, W.3. Tel: ACOrn 4651/3 & 4995

*Economy!*

DIODE FILTER  
CAPACITOR

100pF 100pF

Our diode filter capacitor 2 x 100 pF ± 20% has been designed for economy. Its cost compares favourably with that of two capacitors. It saves space and it saves time on the assembly line. Manufacturers are invited to ask for samples and prices.

### STABILITY RADIO COMPONENTS LTD

14, NORMAN'S BUILDINGS  
CENTRAL STREET, LONDON, E.C.1.

Telephone: CLERkenwell 5977/8

## M.R. SUPPLIES Ltd.

The diligent and enthusiastic service for supply of Electro-Technical Material of the highest quality at attractive prices. Latest list with each despatch. All prices nett.

**GEARED MOTORS**, 24v. D.C. or about 35v. A.C. in die-cast aluminium alloy housing total length 7in. Split-field reversible motor, final speed 2 to 4 r.p.m. (according to voltage applied). Makers, Rotax, 25/-.

**HIGH-DUTY WATER PUMPS**. Expensively made of bronze for duty at sea. Delivery approx. 2,000 g.p.h. Height 7in., width 7in. 1in. shaft. Single bladed rotor. Power required to drive, about 1 h.p. Offered at one-quarter cost, £6 10 - (despatch 3 6.). Also the full range of Stuart mains driven Pumps, 220-250v. AC/DC—send for list.

**BATTERY-CHARGING RECTIFIER UNITS**. Input 200-250 v. 50 c. 1 ph., D.C. Output 24 volts 15 amps, with ammeter and rheostat, in steel cabinet approx. 24in. by 20in. by 20in. (sizes vary). £12/10/- ex this address.

**AIR COMPRESSORS**, the best type, with 12 steel cooling fins, total length 8in., 400lb. per sq. in., 6-key spined socket drive, 25 - (des. 1/6).

**GREAT OPPORTUNITY - SYNCHRONOUS ELECTRIC CLOCKS** for simple assembly: (1) The Movement, 200-250 v. 50 c. Spindles for hours, minutes and seconds, hand-centre screwed bush mount (1 hole). Mounted in plastic dust cover, dia. 3 1/2in., depth 2in. Silent and reliable, 35/-. (2) Set of three chromium hands in good style, suiting 5 1/2in. zone, 2/-. (3) Attractively designed mounted mantel dials in translucent perspex, blue, green, yellow, wine, pink and cream (please give second choice), with tatted figure zone and domed glass, height 8in., to suit movement and hands, 22 6. Or the three items, making a £6-6-0 clock for 57 6 (despatch 1/9). This offer is limited by the number of dials available. Any item sold separately.

**M/COIL SPEAKER/MICROPHONE UNITS** (Goodman), 3 1/2in., with high-flux alnico magnet, 15-ohm coil, perfect as extension speaker or microphone and right for Intercom., 9 6. Also 5in. Plessey P.M. coil, 3-ohm coil, with Transformer, 12 6.

**PUBLIC ADDRESS SPEAKERS, P.M. m/coil Pressure Type Units**, 15-ohm coil, with multi-match line transformer in weatherproof housing, 10 watts, complete with 30in. all-metal horn, flare 20in. square (reconditioned, perfect), £5/5/- carr. paid.

**TRIPODS**, for P.A. Speakers, all steel, sturdy construction, best type, extending to 12ft., and suitable for any P.A. speakers, 55/- each (despatch, England only, 5/-, Ireland and Scotland 8/6).

**"NIFE" CAPLAMPS**, with 2-cell "Nife" nickel-alkali long-life battery (re-chargeable at 3 amps) 8in., by 3 1/2in. by 1 1/2in., with weatherproof lamp fitted standard 2-filament bulb, 2ft. lead and headgear. Ideal for inspection or portable lamp. Initially charged

**STAGE LIGHTING DIMMERS**. Controlling stated load from full-bright to blackout at 200-240 v. Sliding type: 100-watt, 32 6; 200-watt, 37 6; 500-watt 50/-; (des. 2/-). Screw-motion type, with handwheel: 500 watt, 78/6; 1,000-watt, £6 3/-; 1,500-watt, £7 18/-; 2,500 watt, £9 5/- (des. 5/-).

**ROTHERMEL PIEZO-CRYSTAL HEADPHONES**, Type "A" the best for sensitivity, response and comfort £3/10/0 pair, brand-new, for 32/6.

Please include sufficient for packing/despatch.

List TCP 649 (Pumps, Transformers, Electric Clocks).


List R 449 (Sliding Resistances, and Dimmers): Please send stamp.

### M. R. SUPPLIES LTD.

68 NEW OXFORD ST., LONDON W.C.1

Telephone: MUSeum 2958






# Wharfedale

## NEW MODELS...


★ **SUPER 8 65** - (6 watts.) **SUPER 8/cs 75** - (4 watts)

Alcomax III Magnet, 13,000 lines. Weight 4 $\frac{3}{4}$  lb. An eight inch design of outstanding performance, fitted with new type of bakelised cone.



★ **SUPER 12** (18 wts.) £12.5.0. **SUPER 12/cs** (12 wts.) £12.15.0

Alcomax III Magnet. 17,000 lines. Weight 18 $\frac{1}{4}$  lbs. Maximum efficiency. Wide response without the usual "twelve inch peak" between 3,000 and 5,000 cycles.



★ **W.15 TRANSFORMER** 60/-

Weight 4 $\frac{1}{2}$  lbs. For wide response circuits up to 20 watts. Sectioned Windings. Inductance 70 Henrys. Leakage Inductance .1 Henry.

★ **W.12 REFLEX** £19.10.0


Finished grey cellulose. Chromium handles. Ball-bearing castors. Weight 56 lbs. 34" x 16 $\frac{1}{2}$ " x 17 $\frac{1}{2}$ ". Gives extremely good bass response with bright "top."

*Inspect these and other Models on Stand 215, Radiolympia (Annexe)*

Books by G. A. Briggs

"Loudspeakers" 5/- (5/3 post free)

"Sound Reproduction" 7/6 (8/- post free)



# Wharfedale Wireless Works

## BRADFORD RD., IDLE, BRADFORD

Telephone: Idle 461.

Telegrams: Wharfedel, Idle, Bradford



### BLIND ALLEYS ON THE EBB TIDE...

The sting in the salt air is likely to be intensified by the language of harbour masters should a vessel approach any anchorage as casually as the holiday-maker in his dinghy.


Hazards of 'getting in' safely have been reduced considerably by the electronic development of the 'blind approach' to harbour or aerodromes in foul weather.

To the manufacturer of electronic and electrical equipment fogged or grounded by transformer trouble - Parmeko extend the guiding hand of the specialist to ensure successful landing.

# Parmeko

of Leicester (Tel. 32287)

Makers of Transformers or the Electronic and Electrical Industries.



- ★ *Transmitter Framework and Panel Constructed to G.P.O. Design as exhibited on G.P.O. Stand at Radiolympia*

- ★ A typical example of sheet metal work by Ritherdon & Co. Ltd.



## LAMINATIONS

FOR

**All Radio and Electrical Uses.**

**In Silicon, Dynamo, Intermediate and Transformer Qualities.**

**Permalloy, Mumetal, Radiometal.**

**Screens for all Electrical Uses.**

**Transformer Shrouds  
for 35 and 74 Lams.**

**General Precision Engineers.**

**Heat Treatment.**

**Sheradising to the Trade.**

**Electrical Sound & Television Patents Ltd.**

12 Pembroke Street, London, N.1. — TERminus 4355  
2,4 Manor Way, Boreham Wood, Herts. — ELSTREE 2138

# UNIVERSITY RADIO, LIMITED

## Offer Guaranteed Used Equipment at Attractive Prices

Parmeko, 12 v. input mobile amplifiers 15 watts ex W.D., complete valves and hand mike. PERFECT. Each .....	£11 0 0	Pullin Series 100 AC/DC test meter, as new.....	£7 0 0	Foster Double Wound 100/15/200/250 2kVA, perfect .....	£6 10 0
Woden super 60-watt amplifiers with valves. As new, cost £47/10	£27 10 0	AC/DC Test Meters by EIC 1000 OP., similar to Pullin .....	£5 10 0	Ex W.D. No. 19 MKIII/Trans-receiver set, complete, as new	£18 10 0
New 8-watt Amplifiers, ex W.D. with valves m/c mike and gram inputs 6v6's PP, in metal cases, each .....	£7 7 0	We have 400 AC/DC Multirange Test Meters of various types in Stock. All as new.		R107s as new, complete .....	£10 10 0
Pam 25-watt amplifiers with m/c mike and stand, Pam gramophone, 2 PAM speakers as new	£34 0 0	Taylor model 75A as new, 20,000 o.p.v. AC/DC test meter.....	£9 15 0	U.S.A. Webster Wire Recorder Portable, complete, as new.....	£69 10 0
1947 Baker Quality amplifiers with valves, cost £28.....	£11 10 0	Taylor 1,000, o.p.v. model 70A, as new .....	£7 10 0	Garrard Record Changer pre-war model, as new, on unit plate. A really first class job.....	£10 10 0
1948 Lexington Quality Amplifier Radio unit, and Pre amp, complete valves, etc., as new, cost £90 .....	£35 0 0	Taylor AC/DC minor 120A, as new .....	£5 10 0	Collaro Bar Type Record Changer, as new.....	£11 0 0
Brand New Portogram, AC/DC 15 watts amp. with built-in speaker, m/c mike and gram inputs, in portable steel case....	£15 10 0	Avo minor AC/DC, as new, in leather case .....	£5 10 0	E.D.C. & Ward Rotary Converters 12 v. DC to 230 v. AC. 50 Cycles single P.H., 300 watts with filter unit, perfect condition, each .....	£12 10 0
RSA 25 watt AC/DC amp, 2 m/c mike gram inputs in black and chrome case with valves. As new, cost £32/10/- .....	£18 10 0	Avo 40, as new .....	£11 0 0	E.D.C. & Ward Rotary Converters 200/50 volts DC to 230 AC up to 120 watts .....	£10 10 0
Vitavox 12in. Vitavox case. As new .....	£8 10 0	Avo 40, perfect, but case scratched	£8 10 0	300 watts, as new .....	£20 0 0
Vitavox Bitone, 20 watt units. As new .....	£20 0 0	Avo 47A, ex W.D., as 40, as new	£10 0 0	One German Rotary Converter 110 DC to 110 AC 100 watts. 50 Cycles.....	£3 10 0
		Taylor Sig Gene 65B, as new.....	£11 0 0	One Ex W.D. 12 v. DC 230 v. AC	£3 10 0
		Taylor Cap. and Res. Bridge, as new .....	£8 0 0	E.D.C. Rotary Converters 200/250 DC to 230 AC 1 Ph. 50 Cy. 300 watts, complete in metal cabinet with filter unit. Perfect condition and working order....	£15 10 0
		Taylor 85A 20,000 o.p.v. test meter, as new .....	£11 0 0		
		Avo Cap. and Res. bridge as new....	£7 0 0		
		Mullard Cap. and Res. bridge, as new .....	£6 10 0		
		Hunts Cap. and Res. bridge, as new, model CRB .....	£11 0 0		
		Eddystone 640 with speaker.....	£22 10 0		

## WE HAVE RECEIVED FURTHER SUPPLIES OF GOODS ADVERTISED IN PREVIOUS ISSUES


Goodmans Axioms 12in. P.M. in cabinet. As new .....	£9 16 0	Evershed bridge Megger less Res. box 1,000 v. in wooden case, as new, cost £68 .....	£14 0 0	Garrard AC/DC gramophone motor unit, latest model as new.....	£9 10 0
Rola 12in. P.M., as new .....	£4 0 0	Evershed bridge megger, as new, 500 v., cost £48 .....	£20 0 0	Collaro AC gramophone unit, latest model Rim Drive, as new.....	£4 10 0
Wharfedale W10/CSB10 Units, as new .....	£5 0 0	Evershed Wee Megger 500 v., as new .....	£6 10 0	Stromberg - Carlson 110-250 AC. Broadcast Band in Floor Console Cabinet 6 valve Magic eye, as new.....	£12 10 0
1938 Murphy, pre war 15-v. All Wave Console, band spread 5.W., a really superb job, P.P. output, 12in. speaker, a job for the connoisseur. ONE only, in perfect condition, would cost to-day £120. Owner deceased, as new .....	£39 0 0	H.R.O. and Eddystone Coils in stock.		Taylor Valve Tester and Test Meter. Combined model 47A, perfect condition .....	£13 10 0
S.T.C. Moving Coil Ball Mikes. 4021c, ex W.D., brand new and perfect.....	£5 5 0	One H.R.O. senior less cabinet and coils, but with valves. Perfect .....	£9 0 0	Taylor Model 40 valve tester, perfect .....	£7 10 0
Cambridge Unipivot P.H. meter, as new .....	£14 10 0	Cossor 'Scope Single Beam, pre war, as new at.....	£15 0 0	Taylor Valve tester and test meter combined in portable case, as new .....	£17 0 0
Muirhead Thermionic Voltmeter Type 3A, as new, 200-250 v., AC .....	£15 0 0	Gee 'Scope, as new, cost £32/10/-	£15 0 0	Taylor Valve Tester model 45A, perfect .....	£11 0 0
Marconi BFO type 602A 0-10 Kc/s. Perfect, AC 200-250 v. ....	£16 0 0	G.E.C. Miniscope, as new.....	£15 0 0	Triplet U.S.A. AC/DC test meter and valve tester combined, AC 110 v. Perfect condition, as new.....	£13 10 0
Cambridge Thermionic Voltmeter, Moulin model C, 6 v., perfect .....	£9 10 0	Tannoy Ribbon Mike, as new.....	£7 0 0	ALL ABOVE COMPLETE WITH CHARTS, ETC.	
Cambridge Thermionic Voltmeter, Moulin model, smaller .....	£7 10 0	G.E.C. ribbon mike, as new.....	£7 0 0	M.S.S. Disc Recording Unit in portable case less amplifier, as new .....	£35 0 0
Avo 48A, as model 40. As new ...	£10 10 0	Rothermel D104 mikes, as new....	£3 5 0	Heavy Duty Recording Motor and Turntable, as new, AC 200/50 v. ....	£9 0 0
		Lustraphone m/c mikes, brand new at .....	£3 10 0		
		Twinturntable units in polished wood cases, brand new, each....	£21 10 0		
		Record Players, Decca, Columbia, H.M.V., etc. Latest models, as new at £8/10/- to £9 each.			
		Ex W.D. Auto Transformers 230/115/2.2 KVA, as new, 50 Cycles, each .....	£5 5 0		
		200/50 v AC 12 v. 80 amp. Transformer, as new .....	£4 0 0		

We have other types of equipment arriving daily. We take your used gear in part exchange for new. Balance by Cash or Deferred Terms. We urgently need good used equipment, and will buy for spot cash. Bring, send or phone for offer.

CASH OR CHEQUE WITH ORDERS. ALL ITEMS LISTED ARE CARRIAGE PAID.

### 22 LISLE STREET, LEICESTER SQUARE, LONDON, W.C.2

Phone GERrard 4447 and 8582. Hours 9 to 6. Thursdays 9 to 1.



## PRECISION CAPACITORS

Engineers speak with no small pride when they say that their apparatus is to "Communications Standards."

We feel equal pride in the ever-increasing number of Engineers who specify their requirements from our comprehensive range of high grade "Precision" capacitors.

To Designers who must have the best we offer:—

T.M.C. Capacitors for general use in Radio and Television, Electronic, Telecommunications, and Public Address equipment are made in a wide range of capacitances. Working voltages up to 10,000 D.C.

### PAPER DIELECTRIC TYPES

*for the not so exacting conditions.*

### CLAMPED MICA DIELECTRIC TYPES—

*for heavy current duty.*

### SILVERED MICA DIELECTRIC TYPES—

*for use where small size and weight are important.*

*Special types available for the most exacting temperature conditions.*

Send for Descriptive Brochures F.1003 F. & K.

## TELEPHONE MANUFACTURING COMPANY LIMITED

Capacitor Dept., St. Mary Cray, Orpington, Kent.

Telephone: Orpington 2650

### Why you should use . . .



- |   |   |
|---|---|
| 1 Maximum "Wetting" Capacity                                      | 6 Residue sets hard, is non-corrosive, and of high dielectric strength. |
| 2 Accelerated Fluidity  | 7 No harmful fume deposits.   |
| 3 Moderates soldering bit temperatures.                           | 8 Continuous, unvarying core.   |
| 4 Mechanical bonding and perfect Electrical conductivity ensured. | 9 Even distribution of activator in core.                               |
| 5 Minimum amount of solder used per joint.                        | 10 Approved by Air Ministry and General Post Office.                    |

Supplied in a wide range of Gauges and Alloys on 1 lb and 7 lb reels, works coils or as required. Prices on application.

Sole Manufacturers

### H. J. Enthoven & Sons, Ltd.

89, UPPER THAMES STREET, LONDON, E.C.4.  
Phone: MANSION House 4533. Works: Rotherhithe, Groydon, Derbyshire.

You are offering

## \* PEAK PERFORMANCE



with the

**GRAMPHIAN  
D.P.I.**

### THE IDEAL MICROPHONE FOR P.A. WORK, BROADCASTING AND RECORDING

Here is a wide range high fidelity moving coil type Microphone which combines good sensitivity with a level response curve. Equally suitable for Auditorium or Outdoor Work, and its use can confidently be advised for Amateur as well as Professional use. Housed in modern streamlined die cast alloy case of great strength and finished in hammered metallic lacquer with chromium plated grille. Delivery from stock. List price £8.8.0

Dimensions 3" diam. 3 3/8" back to front, Net weight 2 lb. Frequency response 60-9,000 c.p.s. Output impedance 15 ohms. Fitting 5/16" B.S.F. Connection 2-pin plug.


**GRAMPHIAN**  
P.A. EQUIPMENT

Gramphian Reproducers Ltd., Hampton Road, Hanworth, Middx.  
Phone: Feltham 2657.

The leading Television Set Makers




are fitting



EDISWAN

MAZDA



Television Tubes and Radio Valves

THE EDISON SWAN ELECTRIC CO. LTD., 155 CHARING CROSS ROAD, LONDON, W.C.2.

*just what we keep on saying—*

is drained.—P. G. E.

**Women's Voices**

ELIZABETH CHRISTINE BROWN suggests that the reception of women's voices is worse than that of men's because they are pitched higher. Surely this is a reflection on the inability of most commercial wireless receivers to reproduce the top frequencies, on which the clarity of voices depends. Given a wireless of adequate performance, I can assure her that women's voices are received as well as men's. It does seem to be the habit of many manufacturers to spend a disproportionately small amount of the cost of a set on the loudspeaker. After all it does make the noise.—R. C. Headington, Oxford.

Letter to  
RADIO TIMES  
Aug. 12th 1949

*its the*  
**Loudspeaker**  
*that*  
**COUNTS!**

REPRODUCERS AND AMPLIFIERS LIMITED  
FREDERICK STREET WOLVERHAMPTON ENGLAND  
Telephone Wolverhampton 22241 Telegrams "Audio Wolverhampton"



*Dependable Di-electrics*

**OKERIN** waxes

and DI-JELLS

—for insulating, filling, impregnating, waterproofing, sealing and finishing radio and electrical components, cables, etc.


ALL GRADES ARE DESIGNED TO MEET DEFINITE CHEMICAL, PHYSICAL AND ELECTRICAL STANDARDS.

For technical advice and samples, phone  
TEMPLE BAR 5927.

Sales Department

**ASTOR BOISSELIER & LAWRENCE LTD**  
NORFOLK HOUSE · NORFOLK STREET · STRAND · W.C.2

Works and Laboratories: West Drayton, Middlesex.



**When an unusual Specification is required**

We can give you the benefit of 20 years' experience in transformer construction and design. We do NOT mass produce. Every instrument is built to suit your most exacting individual specification. Send your enquiries for the personal attention of our Mr. W. Bryan Savage.



SAVAGE TRANSFORMERS LTD.

NUMSTEED ROAD, DEVIZES, WILTS.

# TELEVISION for £15. 5s. 0d. (SOUND and VISION)



BY USING OUR EX-RADAR UNITS FOR YOUR HOME-BUILT TELEVISION YOU ARE GETTING THE BEST OF BRITISH BRAINS AND INDUSTRY SAVE YOU MONEY, TIME AND TROUBLE. For instance the vision receiver is practically built for you, and after all the vision receiver is the stumbling block of many constructors, because in this unit even the spacing of each component is important. To have one of these almost ready made, obviously is a tremendous advantage. Again the Indicator supplied for our Mark II Television is a double decker type, so that it accommodates the line base, sound receiver, power pack and tube in a very professional manner. In fact the whole receiver assembled into a compact table model, size approximately 16in. wide, 12in. high and 19in. deep as illustrated. Of course, if you want to make up a console, you can spread the units about as you wish.

**TRIED AND APPROVED CIRCUIT.** Our Mark II has already been built by over 1,000 people (men and women), and many have remarked "that it worked first time," and we have even had letters from people claiming results from places as far off as Birmingham, Liverpool and York. A few, of course, get into difficulties, but this is inevitable with help you in these cases.

**SOME QUESTIONS ANSWERED.**

- QUESTION 1.** Is technical knowledge necessary?  
**ANSWER.** You need not know anything about television, but you must be able to work from and understand a theory circuit diagram.
- QUESTION 2.** What is the total cost?  
**ANSWER.** £15 5s. 0d. if you collect the goods yourself, otherwise £1 extra for the packing cases and carriage. (All items may be bought separately, detailed price list is enclosed with our 7/6 data, or will be sent on request.)
- QUESTION 3.** It includes everything?  
**ANSWER.** It includes a new VCR 97 Picture tube, 6in. Loud-speaker and everything else which goes into the cabinet, but it doesn't include the cabinet nor the aerial and lead kit.
- QUESTION 4.** How much is the data?  
**ANSWER.** It includes a new VCR 97 Picture tube, 6in. Loud-speaker and everything else which goes into the cabinet, but it doesn't include the cabinet nor the aerial and lead kit.
- QUESTION 5.** How much is the data?  
**ANSWER.** Our data contains 26 pages of instructions, wiring diagrams and photographs and was very costly to produce, and for this we charge 7/6 per copy, but this will be credited to you if you buy the bulk of the components and the units, and also this price includes free technical advice.

**DEMONSTRATIONS DAILY.** Why not call to see our demonstration model, we are open until 6 p.m. weekdays and until 5 p.m. Saturdays, when a make-up receiver can be seen working if a programme is being transmitted. If you can't call, however, we shall be able to send the outfit carefully packed in wooden crates for £1 extra.

**BIRMINGHAM CONSTRUCTORS.** You can make most of your set now, but certain modifications will, of course, be necessary, details of this will be available later.

**THE ITEMS BELOW ARE OF SPECIAL INTEREST TO CONSTRUCTORS OF TELEVISIONS USING ELECTROSTATIC TUBES (VCR97, etc.).**

**"50 PITFALLS FOR TELEVISION CONSTRUCTORS."** If you are having difficulty in getting a perfect picture, then this publication may solve your problem. The price is only 2/6 post free.

**WHITE PLASTIC MASK.** Designed to fit a 6in. electrostatic tube, VCR97, etc. This will give a professional look to your home-built television. If yours is a bigger than usual picture, the size of the opening can be enlarged to suit your own needs. The price is 7/6 post free.

**MAGNIFYING LENS.** De Luxe type. The lens which is really designed to give optical perfection. First-class quality and workmanship throughout. Guaranteed against any discoloration of the special oil content. Price 3/6, postage, packing and insurance 5/-.

**AERIALS.** Indoor type—for fitting in loft. Very simple in installation. Full instructions and fixing clips, etc., supplied with every one. Order "SNAPPY AERIAL KIT," price 15/-.



Send cash with order or request C.O.D. Orders over £2 are post free—we are open until 5 p.m. Sats. List available on request—it helps us if you can quote our Bin No.

**PRECISION EQUIPMENT**

(2) ELECTRON HOUSE, Windmill Hill, RUISLIP MANOR, MIDDLESEX

**VCR97 CATHODE RAY TUBES.** Brand new in original cartons. Price 35/-, carriage and insurance paid. Buy a spare now while they are still available at this special price.

**PRE-AMPLIFIER FOR TELEVISION.** Complete conversion, details for using RP26 or RP27 ex-R.A.F. units, 2/3 post free. Brand new RP26 units, 35/- post free. Nothing else needed. Suitable for sound or vision.

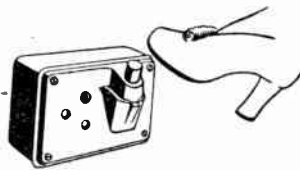
**E.H.T. CONDENSERS.** .1 mfd. 2,500 v., 2/6; .02 mfd. 8 kV cap type at 3/9; .1 mfd. 4 kV at 3/9; .02 mfd. 2,000 v. at 1/6; .1 mfd. 5 kV, 3/9.

## OCTOBER SALE OF RADIO SPARES

- Bin No.
- 035 **OUTPUT TRANSFORMER**, standard pentode matching, 3/3 each.
- 036 **OUTPUT TRANSFORMER**, push-pull matching, 3/9 each.
- 049 **CO-AXIAL 80 ohm T.V. feeder**, 9d. per yard.
- 038 **DOUBLE TRACKER** as above, one section 220 pf. other section 100 p.f., 8d. each.
- 040 **INSULATED TOP CAPS** for high voltage rectifiers, 2/3 each.
- 050 **6in. ENERGIZED SPEAKER**, 700 ohm field with output transformer, "Roda" 11/6.
- PR15 **PAKOLIN VALVE HOLDERS**, international octal, solid leg type, 4d. each.
- 042 **L.F. TRANSFORMERS**, 463 KC dust-covers, very high "Q," 6/9 per pair.
- 044 **2in. P.M. SPEAKER**, just right for intercoms, 8/6 each.
- PF14 **1 MEG. VOLUME CONTROL** with switch, extra long spindle, 3/9 each.
- 046 **6in. P.M. SPEAKER "TRUVOX"** with pent. output transformer, 12/6.
- 047 **.25 MFD. 500V. METAL CASED CONDENSER**, 6/6 per dozen.
- 021 **TOGGLE SWITCH**—double pole ON/OFF metal body, 1/9 each.
- PD14 **DRIVES** fast and slow speed, the type which is slow motion for three quarters of a rev. of the knob, an-11 then engages the main spindle to become direct drive, 1/3 each.
- PD15 **SELF ADHESIVE PURE RUBBER TAPE**, large coil in carton, 1/8.
- 01 **MAINS TRANSFORMER**, made for the A.R.S.S. potted, fully shrouded and impregnated. Fitted primary screen, 280-0-280 at 150 ma., 6.3 v. at 10 amp., 5 v. at 3 amp. Primary 110-250 v. 50 C.P.N., 27/6.
- 05 **SCREWS**, 1in. 4 B.A., cheese-head cadmium plated, 1/9 per gross.
- 06 **TUNING CONDENSER**, 2-gang .0005 standard size, extra long spindle, undoubtedly a very good job, 3/6 each.
- 07 **P.M. SPEAKER**, 10in. "Roda" new and perfect, 19/6.
- 04 **SMOOTHING CONDENSER**, E.H.T., .1 mfd. 4 kv., these are recent manufacture but casing is slightly soiled, 3/- each.
- PF3 **MAINS TRANSFORMER**, 260-0-260 at 70 ma., 6.3 v. at 3 amps., 5 v. at 2 amps., 13/9 each.
- PF4 **MAINS TRANSFORMER**, 260-0-260 at 60-70 ma., 4 v. at 4 amp. 4 v. at 2 amp., 13/9 each.
- B86 **P.V.C. Insulated Copper Connecting Wire**, really fine for chassis wiring or as throw-out aerials, etc., 250 yd. coil £1.
- ELECTROLYTIC CONDENSERS.** (Only new stock from best manufacturers.)
- |                            |      |                          |      |
|----------------------------|------|--------------------------|------|
| 2 mfd. 450 v. ....         | 1/3  | 8 mfd. 350 v. ....       | 1/6  |
| 4 mfd. 450 v. ....         | 1/3  | 16 mfd. 350 v. ....      | 1/11 |
| 8 mfd. 450 v. ....         | 1/11 | 32 mfd. 350 v. ....      | 1/11 |
| 16 mfd. 450 v. ....        | 2/8  | 25 x 25 mfd. 200 v. .... | 3/11 |
| 8 x 8 mfd. 450 v. ....     | 3/4  | 8 mfd. 150 v. ....       | 1/3  |
| 8 x 16 mfd. 450 v. ....    | 3/4  | 25 mfd. 150 v. ....      | 1    |
| 16 x 8 x 24 mfd. ....      | 3/9  | 50 mfd. 12 v. ....       | 1/6  |
| 16 x 8 x 24 mfd. ....      | 4/9  | 10 mfd. 25 v. ....       | 10d. |
| 8 mfd. 500 v. BR150 ....   | 2/6  |                          | 10d. |
| 16 mfd. 500 v. BR1650 .... | 3/6  |                          |      |
- Bin No.
- PD3 **TRIMMER**, postage stamp compression type 50 p.f. ceramic, extremely nice job, 4d. each.
- PE10 **AMPHENOL INTERNATIONAL** octal valve holder, 6d. each.
- PF6 **MIDGET TUNING CONDENSERS**, 2-gang .00035, fitted with trimmers and 1/4 complete with perspex dust cover. These condensers are of the type used for tuning personnel receivers, 6/6 plus 6d. postage.
- PF7 **4-GANG TUNING CONDENSERS**, .0005 each section—fitted trimmers—ceramic insulation. These are complete in a very useful chassis, and are fitted with a drive of 6 units, 17/6 carriage paid.
- B88 **12in. P.M. SPEAKER "TRUVOX"**, 42/6.
- PD11 **STYFOLEX SLEEVING**, 1 mm. assorted colours, 1/9 per dozen.
- PD4 **ECOODILE CLIPS**, small instrument type, very well made by "Bulgin," 3/6 per doz.

## THIS MONTH'S SNIP

This month's "snip" is:  
15 amp. shuttered switch plug, bakelite moulded surface mounting type, made by very famous maker, made to B.S.S.



Only 6/- each, 2 for 11/-



Maximum sensitivity with uniform frequency response from a more compact speaker, appreciably reduced in weight—that is what Rola technicians have achieved with the new G.12. Special features include dust-proof suspension completely protecting coil and magnet gap and the powerful Alcomax II magnet. Write for details and also for particulars of Rola 3" and 4" P.M. models, dust-proofed and equipped with Alcomax II magnets.



MEET US AT  
**RADIOLYMPIA**  
SEPT 28 - OCT 8


**STAND 87a.**  
GRAND HALL

BRITISH ROLA LTD. · FERRY WORKS · SUMMER ROAD · THAMES DITTON · SURREY  
Telephone : EMBERBROOK 3402 (5 lines)

• **CONSTANT VOLTAGE ·  
POWER SUPPLY UNITS**

**NEW SERIES 101**

Our new Laboratory Power Supplies, Series 101, are based on our well-known Model 101-A, but incorporate a number of improvements and refinements



DETAILS ON REQUEST.

**ALL-POWER TRANSFORMERS LTD.**  
3a, GLADSTONE ROAD, WIMBLEDON, S.W.13  
Tel.: LIBerty 3303.

**TAPE RECORDING**

Put it on record—tape it with a

**SOUND MAGNET RECORDER**

Concerts—Parties—Lectures—Talks—Dictation—Entertainment—Educational—Instructional, etc. Any Sound—Anywhere—Anytime—Tape Recorded.

For details on the SOUND MAGNET write now for brochure

Two models **£35** and **£47 10 0.**



(Prompt attention to Overseas enquiries)

**GENERAL LAMINATION PRODUCTS LTD.**  
Dept. S.M., 294 BROADWAY, BEXLEYHEATH, KENT



# ERIE *for effective suppression*



The ERIE D8, 5,000 ohm ignition suppressor, illustrated above is designed to screw into the distributor head or into the coil where the distributor head is not accessible, and embodies the same time proven element used in the standard range of ERIE Government Approved suppressors.

This new suppressor will be on sale at our stand at Radiolympia, at a list price of 2s. each, and, for this special occasion will be supplied in hermetically sealed polythene envelopes.

You are cordially invited to inspect the full range of ERIE suppressors and other products and to place your orders for the coming season.

# ERIE

*Electronic Component Products*

ERIE RESISTOR LIMITED, CARLISLE ROAD,  
THE HYDE, LONDON, N.W.9., ENGLAND.  
TELEPHONE: COLINDALE 8011; TELEGRAMS: RESISTOR,  
PHONE, LONDON; CABLES: RESISTOR, LONDON.

FACTORIES: LONDON AND GREAT YARMOUTH  
ENGLAND; TORONTO, CANADA; ERIE, PA., U.S.A.

STAND 86 RADIOLYMPIA SEPT. 28—OCT. 8

## THE PYE Automatic VOLTAGE REGULATOR FOR A.C. MAINS

**F**OR efficient operation, modern radio and electronic devices demand a constant input voltage.

*The Pye Automatic Voltage Regulator not only ensures such a constant input but also gives a waveform free from distortion, a characteristic not found in other types of stabilizer.*


Directors of Research laboratories, of educational institutions, e.g. universities and technical colleges; makers and users of laboratory testing equipment, radio transmitters and radar equipment, facsimile telegraphy apparatus, cinema projectors and sound equipment, telephone apparatus, electronic calibrators, electro-chemical analysis equipment, will find this voltage stabilizer indispensable. It is fully automatic and of special value wherever equipment is installed on unattended sites since it prevents large and sudden changes in the input voltage from causing momentary overloads to equipment.

The regulator is robust, fully tropicalised, and requires little maintenance. It gives constant output voltage of 230 volts or any required voltage within  $\frac{1}{2}\%$  despite an input variation of up to 90 volts, e.g.

Voltage Required. 230 Volts.  
Output Voltage from Pye Automatic Voltage Regulator.  $230 \pm 1.15$  volts.

Although the mains may vary from 170 -- 260 volts.

The regulator is designed for a maximum power output of 4.8 Kilowatts.



### Telecommunications

CAMBRIDGE ENGLAND



PYE LIMITED · TELECOMMUNICATIONS DIVISION · CAMBRIDGE · ENGLAND

## THE WILLIAMSON AMPLIFIER

Our version of this well-known amplifier built by craftsmen to laboratory standards, and incorporating recent improvements, is now available from stock.

Only the finest quality components are used in its construction, and the layout has been carefully designed to produce the best possible performance.

**Standard Model "A"** with 150 m/A H.T. supply £27/10/-. **Model "B"** with 200 m/A H.T. supply, £29/10/-.

Various pre-amplifiers are available including a pre-tuned high fidelity radio unit. Full details will be forwarded on request.

For constructors, drawings and detailed lists of components are available at 7/6 per set.

### SPECIAL :

The experimental B.B.C. V.H.F. A.M. transmissions may now be heard (when operating) at our demonstration room.

## ROGERS DEVELOPMENTS Co.,

106, Heath Street, Hampstead, London, N.W.3  
HAMPstead 6901.

## BARKER'S 148a SPEAKER IS NOT AT RADIOLYMPIA

Not because we have any prejudice, but due to present preoccupations with building up a stock to meet what we believe is to be a record season for the 148a. Summer has been no holiday this year, the traditional doldrums of July and August being as lively as last autumn, and our forward delivery order book is pretty full. We believe the patented Barker and coil system is the basically correct way to achieve NATURAL REPRODUCTION, and our latest methods of manufacture do full justice to this ideal, within a very reasonable price limit. The high percentage of 148a users who write to tell us of their pleasure is proof enough. So whatever may be seen and heard at Olympia, those who seek truth in sound reproduction will come back to listen to the 148a before deciding they have found the nearest approach to their ideal. Many good retailers, especially those particularly concerned with high quality reproduction, sell Barker Speakers; they include famous names like Webbs Radio, Rogers Developments, Goodsells, E.M.G., Lowther, Gramophone Exchange, Brierley and a number of music and radio dealers spread over Great Britain. If you live near one of these, see him; if not, ask your dealer or write direct to



BCM/AADU LONDON, W.C.1.

**Largest stocks, Best selection and Bargains in Ex-Service Radio and Electronic Equipment**



**RACK MOUNTING**  
**R1481 V.H.F. R/T Receiver Unit.**  
 Frequency 65-86 mcs.  
 A 10 valve superhet with 4/VR53 (EF39) VR54 (EF34) VR57 (EK32) 2/VR65 (SP61) VR65 (P61) VR67 (6J5G) plus stabiliser VS70 (7475) "5" meter, screened R.F. section, B.P.O. etc., etc., in enclosed chassis, size 19 x 10½ x 11in., finish dark grey. Circuit supplied.

**CLYDESDALE'S PRICE ONLY £4.19.6** each  
 CARRIAGE PAID  
 Also a few R1132 Rcvrs. (freq. 100-124 mcs.) finish light grey. Dimensions etc., as R1481, available at the same price.


**New, Unused Rack mtd. A.C. Mains Power Unit, Type 3.**

For R1481 and R1132.  
 Input 0-200-210-220-240-250 v., complete with 0/300 voltmeter, 0/150 H.T. milliammeter, 5Z4 rectifier, fully smoothed. Output 200 v., 40 ma., 6.3 v., 3A., 4 v., 1.5A. enclosed chassis.

**CLYDESDALE'S PRICE ONLY £4.10.0** each  
 CARRIAGE PAID

**Special Offer. Receiver and Power Unit.**

**CLYDESDALE'S PRICE ONLY £8.19.6** each  
 CARRIAGE PAID



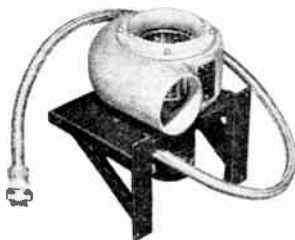
**Ex. British Army. Telesonic Xmtr/Rcvr. YA4911-YA4915.**

Designed for the Transmission and Reception of audio frequencies No. R.F. is employed. The Transmitter unit YA4911 with valves 2/ARPI2's (VP23) 2/ATP4's (V248A) (loop aerial not supplied) H.T. V1. 60 volts, V2. 120 v. V3 and 4. 180 v. L.T. 2 volts. Space for batteries is provided inside, size 14½ x 11 x 8in., fitted with handles, Khaki finish.

The receiver unit YA4915 with valves 3/XH1.5V (HIVAC) 1/XP1.5V. (HIVAC) which are in series parallel for 3 v. fil. supply. H.T. 67.5 v. Space for batteries is provided inside the unit. Dimensions : 7 x 6 x 2in., finish Khaki, with pick up coil.

**CLYDESDALE'S PRICE ONLY £3.0.0** CARRIAGE PAID

For both units with rcvr. (PU) Coil only.  
 Receiver and PU Coil, 34/6.




**Ex.-U.S.A.A.F. Brand New, in maker's carton. SCR-720 BLOWER, WITH SHUNT MOTOR**

Made by I.L.G. Electric Ventilating Co./Western Electric, etc. 27 volts D.C., 1.5A., 1/50 h.p., 3,000 r.p.m., continuous running, multi-bladed an, outlet dia., 2½in. Size overall 7 x 5 x 6in., mnt. size 7½ x 5 x 4½in., with fixing screws, aluminium construction.

**CLYDESDALE'S PRICE ONLY 17/6** each  
 POST PAID

**RELAY**  
 E449. (H1011C). 200 ohms coil, DP-Changeover Contacts.

**CLYDESDALE'S PRICE ONLY 3/11** each or per doz.  
 42/- POST PAID



**Brand New. Reflector Aerial (MX-137/A).**

E.175. A first-class Transmitting and Receiving Omnidirectional Aerial, in original moisture proof carton with assembly instructions, size ass'd approx. Ht. 6ft. vvd. 4ft.

**CLYDESDALE'S PRICE ONLY 5 6** each  
 POST PAID

Circuits for Ex-Service Equipment available, full list on application.

Units of the SCR-522 (TR5043) for experiments on 3 metres T.V. and Radio Telephone wavebands.

**BC-624-A. Receiver Unit Chassis.**  
 Frequency, 100-156 mcs. with 11 valves:  
 3/12SG7's  
 12C8  
 12J5  
 12AH7  
 12H6  
 3/9003  
 9002

Complete chassis (less Xtals) with 3/12 mcs. I.F.T.'s Relay, etc., designed for operation on pre-determined Xtal frequencies, but easily altered for continuous tuning. Power requirements (external) H.T. 300 v. D.C. 75 ma. L.T. 24 v. D.C. 3A. Dimensions 15½ x 7½ x 6in. Circuit supplied. PLUS, BC-625A Transmitter Unit Chassis, partly stripped but containing many useful parts, R.F. section in good order, no valves, modulation, trans. or xtal switch. Dimensions as Rcvr.

**CLYDESDALE'S PRICE ONLY 37/6** CARRIAGE PAID

direct from :—

**CLYDESDALE SUPPLY 2 BRIDGE STREET CO. LTD. GLASGOW - G.5**

Send now for new illustrated lists. Please Print Name and Address.  
 Branches in Scotland, England and Northern Ireland.

Phone : South 2706/9

**★ SPECIAL BARGAIN LIST ★**

- Prices slashed to clear stocks.  
 ★ Radar repeater Amp. AN/APA—] Now only..... 69/9  
 ★ Master Oscillator type MI-19467-A Now only..... 79/6  
 ★ Crystal Multiplier type MI-19468 Now only..... 39/6  
 ★ Mobile U.H.F. Receiver R28/ARC5 Now only..... 37/6  
 All New in sealed maker's packing.  
 ★ C.R. Indicator Unit A.S.B. series Now only..... 69/6  
 New, but not in maker's packing.

**Brand New. Receiver and Units of SCR-269 Radio Compass. By Bendix Aviation Corp.**

Comprising :  
 BC-433-G, 15 valve s'het rcvr. Covers Med. and Long Wave, 172-1500 metres, in 3 switched bands, Power Input 115 v. 400 c/s. (if converted to 200/250 v. 50 cs. power requirements would be 300-350 v. 150 mA. 6.3 v. 3A. 5 v. 2A.). In metal case 8½ x 21 x 12in.

**PLUS :**  
 BC-434-A Control Box, with "5" Meter etc. In metal case 7½ x 4 x 7½in. 2 Flexible Tuning Drivers, MC-124 Service Instruction Book, for SCR-269. Radio Compass Equipment. Conversion Data Supplied.

**CLYDESDALE'S PRICE ONLY £6.6.0** per set  
 CARRIAGE PAID  
 Set of "Radio Compass" (SCR-269-G) Circuits available, at 2/6 per set. Post Paid.

**38 A.F.V. Xmtr/Rcvr.**  
 Frequency 7.3-9 mcs. With 6 valves, 4/ARPI2's (VP23) 2/ATP4's (V248A). Metal rectifiers, vibrapacks for 12 volts, in two sections, R.F. 10½ x 4 x 6in. Power and L.F. 11½ x 4 x 6in., with 12-way connecting link. (No spares Aerial or Instruction Book).  
 Unused condition.

**CLYDESDALE'S PRICE ONLY 45/-** per set  
 CARRIAGE PAID

E.517. Johnson "Jumbo" valve-holder for CV57. CV174, CV1293 etc., H.V. porcelain base, with retaining clamp. 3½ x 2½ x 2½in.  
**CLYDESDALE'S PRICE ONLY 2/6** 25/-  
 each per doz. POST PAID


**Brand New. 5 PUSH BUTTON UNIT CONTROLLER ELECTRIC, TYPE IA.103/17.**

E133. 5-digit push button switch, with 5 pilot bulb holders, 2/3 pos. 4 pole Key Switch, wired to 12-pin Jones type plug, in metal box, 5½ x 4 x 1½in., wiring diagram supplied.

**CLYDESDALE'S PRICE ONLY 3/11** each per doz.  
 36/- POST PAID

**10-watt Toroidal Variable Resistor.**

200 ohms. Wound on Porcelain 2½in. dia. x 1½in., with spindle.  
**CLYDESDALE'S PRICE ONLY 3/6** each  
 POST PAID



# For Designers who want more 'ELBOW ROOM'

Another Hunt development . . . the W.99 settles layout, weight and space problems—and is the first major stride forward in types of capacitors designed to allow the most efficient use to be made of the new miniature valves. In conjunction with these, it will inspire numerous applications in every possible kind of modern, compact and portable electronic, communication and T.V. equipment.

**SPECIAL NOTE.** Now available in the W.99 range and in the same standard dimensions—**1000 pF 250 v. A.C. wkg. at 71° C.** As a decoupling capacitor, this is suitable for a frequency range of 50 c.p.s. to 100 mc/s

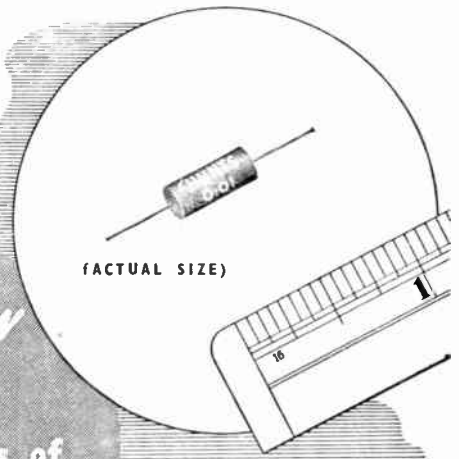
Technical co-operation with you in the adaptation and application of W.99 capacitors to your requirements will be welcomed. Write for full details.

## HUNTS

### CAPACITORS

THE TRADE MARK OF RELIABILITY

The **ENTIRELY NEW**  
**W/99**  
solves problems of space and weight stands up to arduous conditions



FACTUAL SIZE)

**TYPE W.99 MOULDED MINIATURE METALLISED PAPER**

Dim: 7/16" (11.11 mm.) long, 3/16" (4.75 mm.) dia.

RANGES: 150v. D.C. Wkg-0.004 uF to 0.01 uF  
350v. D.C. Wkg - 50pF to 3000pF (Other capacitances being added)  
Temp. Range: -15° C to + 71° C  
I.R. Better than 20,000 megohms  
**SELF-HEALING**

A. H. HUNT LTD · WANDSWORTH, LONDON · S.W.18 · Tel. BATtersea 3131 · EST. 1901

**BAKELITE CABINET**, made for famous manufacturer, size 12in. high x 18in. long x 8in. deep. Complete with scale pan and two supporting brackets, clips for holding scale, three pulley wheels, flywheel tuning and back. Packing carton charged 5/- (returnable).

Post paid ..... 15s. 0d.  
Scale for above ..... 2s. 0d.

**MAINS TRANSFORMER**, drop through type, top tag panel. Primary 200, 210, 220, 230 and 240 volts. 500-0-500 volts 150 mA. 6.3 v. 3 amp., 6.3 v. 1 amp., 5 v. 2 amp., 4 v. 1 amp., 2 v. 2 amp. Post and packing 2s. extra ..... ea. 37 6

**CHARGER TRANS.** 230/250 input, output 13 v. 2 amps., tapped at 4 volts. Plus postage 1/- ..... 6 0

**CHARGER TRANS.** 230/250 input, output 15 v. 2 amp. Plus post 9d ..... ea. 4 6

**HEATER TRANS.** 230/250 input, 6.3 volts 1 1/2 amp. Plus 9d. post ..... 6 0

**MIDGET OP. TRANS.** 40 mA. .... 1 11

**STD. OP. TRANS.** ..... 2 3

**MINIATURE IRON-CORED I.F. Q.120** ..... 7 9

**IRON-CORED 465 Kc. WHISTLE FILTERS** ..... 1 0

**SELENIUM RECTIFIER H.T. half-wave 250 v. 60 mA.** ..... 2 6

**SET OF FOUR 1 1/2 in. dia. BROWN KNOBS**, marked volume, tuning, wave change and cone, in gold lettering per set ..... 2 0

**SET OF THREE 2 in. dia. BROWN KNOBS**, marked volume, tuning and wave change, in white lettering ..... per set 1 6

**.0005 TWIN GANG** with feet ..... 4 0

**.0005 TWIN GANG**, less feet ..... 3 6

**10 Hen. 80 mA. SMOOTHING CHOKE** ..... 3 9

**ASSOCIATED ELECTRONICS LINE MATCHING TRANSFORMER**, primary impedance 500 ohm., secondary 15 ohm. ea. 10 6

**MINIATURE 465 Kc. FIXED IRON CORE**, size 1 1/2 in. x 1 1/2 in. These require trimmers ..... pair 3 9

**SUPERHET COIL KIT**, comprising long, medium and short wave coils, standard twin gang, pair 465 IF's, 4 pole, 4-way switch, 6 trimmers and two trackers, complete with circuit (plus 1/- post and packing) ..... 13 6

**ROLA 6 1/2 in. speaker**, energised, field 700 ohm., output transformer impedance 5000 ohm. .... 12 6

Write for lists:

**D. COHEN,**  
67, Raleigh Avenue, HAYES, Midd.

# ACRU

neon  
indicator  
lamps



For  
**SWITCHBOARDS,**  
**INDICATOR PANELS,**  
**MACHINE CONTROLS**  
**HEATING APPLIANCES,**  
**ETC.**

In handsome Black Bakelite holder complete with series resistance and leads, to show Pink, Red, Amber or Green, on 230v or 400v AC or DC. Specially designed for easy assembly in 1/2-inch mounting hole.

Send now for full details, prices and terms.

**THE ACRU ELECTRIC TOOL MFG. CO. LTD.**  
123, Hyde Road, Manchester, 12.

Ardwick 4284.

N.L.

B 26

# TWO BOOKS-for the expert and the amateur enthusiast



## LOUDSPEAKERS

The Why & How of Good Reproduction  
by G. A. BRIGGS

Acknowledged to be the most comprehensive book available on the subject of Loudspeakers and the mechanics of good reproduction. This book contains valuable, detailed information and is profusely illustrated with easy to understand diagrams.

88 pages, 36 illustrations 5/- Post free 5/3

## SOUND REPRODUCTION

by G. A. BRIGGS

This new book by the author of "Loudspeakers" is meeting with the success that attended the earlier book, and includes valuable data on recording, pick-ups, acoustics etc., covering 24 chapters.

144 pp. 120 illustrations, Bound Roxine 7/6 Post Free 8/-

**SPECIAL NOTE** An error in the printing of this book shows the coloured response curves on pages 50 & 51 out of register. Corrected prints on gummed paper are now available and will be sent free of charge upon request.

### OBTAINABLE IN LONDON from:

- Berrys Ltd., 25 High Holborn, W.C.1.
- Better Books Ltd., 94 Charing Cross Rd., W.C.2.
- Charles Amplifiers Ltd., 1 Palace Gate, Kensington, W.8.
- W. & G. Foyle Ltd., 119, 125 Charing Cross Rd., W.C.2.
- H. K. Lewis & Co. Ltd., 136 Gower Street, W.C.1.
- Modern Book Co., 19/21 Praed Street, Paddington, W.2.

- Premier Radio Co., 169 Fleet St., and Edgware Rd.
- Rogers Development Co., 106 Heath St. Hampstead, N.W.3.
- W. H. Smith & Son Ltd., Bookshops.
- H. L. Smith & Co. Ltd. 289 Edgware Rd., W.2.
- Stern Radio Ltd., 109 & 115 Fleet St., E.C.4.
- Webb's Radio, 14 Soho Street, Oxford St., W.1.

ALSO SOLD BY MAIN DEALERS IN MOST LARGE TOWNS

Published by **WHARFEDALE WIRELESS WORKS** Bradford Rd., Idle, Bradford, Yorks

De  
Luxe  
&  
Potted  
Type



## WHEN ORDERING TRANSFORMERS

Specify

## WODEN FOR RELIABILITY

TYPES AVAILABLE FOR:—


TELEVISION EQUIPMENT,  
QUALITY AMPLIFIERS,  
TRANSMITTERS, ETC.

Send for particulars of Components for "Wireless World" Williamson Amplifier, "Electronic Engineering" Telesvisor, also for complete catalogue and price list.

WODEN TRANSFORMER CO LTD

MOXLEY ROAD · BILSTON · STAFFS TEL: BILSTON 41959.

J.T.L.



**NAGARD UNIVERSAL OSCILLOSCOPE MOUNTING**

The Nagard Oscilloscope Mounting is an ingeniously designed mounting table for all makes of portable oscilloscopes. It overcomes parallax errors when the operator is viewing the C.R.T. screen since a turn of the handle gives immediate vertical adjustment. The rubber-tyred wheels allow the oscilloscope to be moved about in the horizontal plane. Make your oscilloscope observations in comfort, with accuracy and without strain with the Nagard Universal Mounting.

# A NOTABLE EVENT IN THE WIRELESS WORLD

The manufacturers of Nagard electronic equipment announce their productions available for 1949 and 1950.

**NAGARD WIDE RANGE CALIBRATED OSCILLOSCOPE TYPE 103**

- TIME BASES—2 c/s to 200 Kc/s or 10 c/s to 1 Mc/s calibrated time and frequency.
- Y AMPLIFIER—sensitivity better than 1 mV per cm. D.c. to 2.5 Mc/s.
- VOLTAGE MEASUREMENT—10 mV to 300 v. per cm. direct or with probe independently of amplifier gain.
- UNIT CONSTRUCTION—provides, by exchangeable units, alternative ranges, special displays, beam switching, etc.
- Stabilised power supplies. ● 5½ in. screen. ● Portable.

**SIGNAL CONVERTER VALVES**

These valves operate on the deflection modulated principle and make use of secondary emission to give very useful and exceptional characteristics which are available for Time Bases, Beam Switches, Amplifiers, Mixers, Frequency Multipliers, etc. Type S.C.2 has an infinite impedance and high output, making it exceptionally valuable for high frequency applications.

**NAGARD D.C. AMPLIFIERS**

Various types are available all incorporating high stability, and drift-free characteristics at reasonable cost. These can be quoted against specified requirements, or for standard types with high or medium gain and response characteristics in any desired frequency range up to 10 Mc/s.



245 BRIXTON ROAD, LONDON, S.W.9

Phone - BRixton 3550  
Grams : Intertel, Claproad, London

**"You're CERTAIN to get it at ARTHURS!"**

★ **VALVES** : We have probably the largest stock of valves in the country. Send your enquiries. We will reply by return.

**AVO METERS IN STOCK**

Avo Model 7 .....	£19 10 0
Avo Model 7, high resistance .....	£19 10 0
Avo Model 40 .....	£17 10 0
Valve Tester .....	£16 10 0
Test bridge .....	£11 0 0
Avo Minor, AC/DC model .....	£8 10 0
Electronic Test Meter .....	£35 0 0
Signal Generator .....	£25 0 0

**BENCO COILS & COMPONENTS in stock**

**ELECTRIC LAMPS**, all types.

**TAYLORS METERS**. List on request.

**BECCA PICK-UPS** ..... £6 14 6

**BECCA HEAD** for Garrard £4 11 0

Adaptors ..... 3 8

**LONDON'S OLDEST LEADING RADIO DEALERS**

Radiolympia  
Latest Models  
on view in  
our NEW  
showrooms.

*Arthur's* EST. 1919

PROPS: ARTHUR GRAY, LTD. Terms C.O.D. or cash with order

Our Only Address : Gray House, 150/152 Charing Cross Rd., London, W.C.2 TEMple Bar 5833/4 and 4765

**ELECTRICAL, TELEVISION & RADIO ENGINEERS.**



**OSMOR**

**"Q" COILPACKS**

No need to spend hours puzzling over coil and switching problems. Just 5 connections (1-hole fixing), and the job's done—quickly, efficiently and cheaply. Full-circuit layouts and instructions with every pre-aligned "Q" Coilpack. Portable Battery—Model now available.

Send stamp for free circuits and our new lists of coils, coilpacks and matched radio components, also "Bargain Bulletin."


**OSMOR RADIO PRODUCTS LTD.**  
**BRIDGE VIEW WORKS, BOROUGH HILL, CROYDON**

Telephone: Croydon 1220

# LISTEN-IT'S A GOOD SOUND JOB


## R.A. TUNING UNIT

A really fine design with lasting high performance. R.F. stage on all wave-bands. High fidelity super-het or T.R.F. performance. Suitable for any amplifier. Price 10 gns., plus £2.6.8 tax (2 years guarantee)




## THE K.I. AMPLIFIER

A seven-valve amplifier especially designed for the light-weight high-fidelity type pick-up. Independent bass and treble controls. Price complete 17 gns., or in kit form, 13 gns. Blueprint available separately 2/6



"LIVING MUSIC" . . . our fully illustrated 16-page catalogue showing complete range of amplifiers and tuning unit. Write for your copy to-day!



## The CONCERTO Amplifier

. . . acclaimed by music lovers for its exceptionally high fidelity this magnificent amplifier covers all normal requirements for home or concert hall. Distortion level below 0.5 per cent. Two channels of bass boost ensure unusually smooth balance and depth. Designed for any type of pick-up. Radio input socket provided. Two year guarantee. Price £27.10.0. Heavy perforated steel cover with bottom plate and rubber feet. 37s. 6d. extra. Delivery by passenger train. Carriage Paid. 10s. deposit (returnable) for crate.

DEFERRED TERMS AVAILABLE ON ALL MODELS

Our equipment can also be seen and heard at :-

UNIVERSITY RECORDING CO., 16 BURLEIGH PLACE, CAMBRIDGE also


ERNEST BUCHAN, 28 BELMONT STREET, ABERDEEN.

Phone : WESTern 3350

*Charles*  
**AMPLIFIERS** LTD

1m PALACE GATE · KENSINGTON · LONDON · W.8

FOR THE UTMOST REALISM FROM RECORDS & RADIO

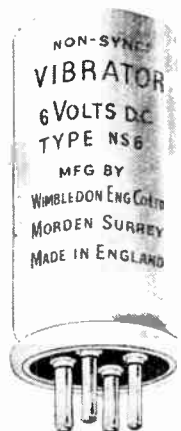


## THE TRICORNE SPEAKER CHAMBER


For optimum acoustic performance with any good 12-in. speaker. Labyrinth construction, walnut veneered and cross-braced.

Price 10 gns. plus £1 deposit (returnable) for crate.

# It's got to be good



The heart of a Vibrator Power Unit (which supplies H.T. Current from low power D.C.) is the vibrator itself. Unless that gives a first class performance and goes on giving it for many, many hours, you have a heap of trouble on your hands. Hence the popularity of the "Wimbledon" Vibrator among many well known radio and electronic engineers. We have done a great deal of work on this Vibrator and we think it is just a little better than any other you can get. We are producing both synchronous and non-synchronous Vibrators and a complete range of Vibrator Power Units. Write for full details and judge them for yourself.




Approved and used by leading British manufacturers of car radio sets and receivers operated entirely from low voltage supplies.

## WIMBLETON

ENGINEERING COMPANY · LTD

GARTH ROAD · LOWER MORDEN · SURREY · TEL.: DERWENT 4814, 5010

... of outstanding merit




#### TURNTABLE UNIT T.U.2



The T.U.2 has been designed to meet a long-felt need for a gramophone motor unit to which any pick-up may be added. The two-pole induction type rim drive motor gives greatly increased torque and speed constancy. Double mechanical filtering eliminates motor rumble and gives silent, vibrationless operation.

Price £2.5.0. Tax 19/3.



#### GRAMOPHONE UNIT TYPE G.U.2




A gramophone unit that sets a new standard of quality at a modest price.

A new high output magnetic pick-up is employed and an improved adjustable auto-stop has been proved simple and absolutely foolproof.

Spring mountings are provided for the unit plate to counteract tendencies to cabinet resonance feedback. When correctly assembled the entire plate is on a fully floating suspension.

The finish and presentation of the G.U.2 are of a new conception giving simplicity and smooth lines in accordance with the best modern trends.

Price £3.17.6. Tax £1.13.2.



#### SHADED POLE MOTORS



A rugged and highly efficient motor that will stand heavy overloads, and for intermittent ratings is capable of giving up to twice the rated power. Two models available: 1.7 and 2.3 in. ozs. Starting torque. Suitable for Gramophones, Wire and Tape Recorders, Fans, Motion Displays, Switch Movements, Timing Mechanisms, and many other applications.

Prices: S.R.1, £1.12.0. No tax.

S.R.2, £1. 5.0. „

See the full range of B.S.R. precision-built oscillators on Stand 81, Grand Hall.

**BIRMINGHAM SOUND REPRODUCERS LTD**  
Claremont Works, Old Hill, Staffs.



# Wireless World

RADIO AND ELECTRONICS

OCTOBER

1949

39th YEAR OF PUBLICATION

Proprietors: ILIFFE & SONS LTD.  
 Managing Editor: HUGH S. POCKOCK, M.I.E.E.  
 Editor: H. F. SMITH

Editorial Advertising and Publishing Offices:  
 DORSET HOUSE, STAMFORD STREET,  
 LONDON, S.E.1

Telephone: Waterlooo 3333 (60 lines).  
 Telegrams: "Ethaworld, Sedist, London."

PUBLISHED MONTHLY

Price: 2/-

(Publication day: last Thursday of preceding month)

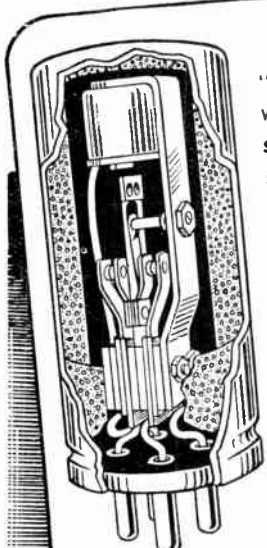
Subscription Rate: 26/- per annum. Home and Abroad

Branch Offices:

Birmingham: King Edward House, New Street. 2.  
 Coventry: 8-10, Corporation Street.  
 Glasgow: 26B, Renfield Street, C.2.  
 Manchester: 260, Deansgate, 3.

## In This Issue

EDITORIAL COMMENT .. .. .	361
MAGNETIC RECORDING TECHNIQUE By D. Roe .. .. .	362
HIGH-QUALITY AMPLIFIER: NEW VERSION By D. T. N. Williamson .. .. .	365
MICROWAVE LENSES By C. Susskind .. .. .	370
AIR RADIO .. .. .	373
MAINS-BATTERY TURNTABLE By I. C. Hutcheon .. .. .	375
NATIONAL RADIO EXHIBITION, 1949 .. .. .	376
WORLD OF WIRELESS .. .. .	385
SMOOTHING CIRCUITS—I By "Cathode Ray" .. .. .	389
MANUFACTURERS' PRODUCTS .. .. .	393
UNBIASED By "Free Grid" .. .. .	394
ELECTRONIC CIRCUITRY By J. McG. Sowerby .. .. .	395
SHORT-WAVE CONDITIONS By T. W. Bennington .. .. .	397
VENTED LOUDSPEAKER CABINETS By C. T. Chapman .. .. .	398
HIGH-VOLTAGE MEASUREMENT .. .. .	400
REFLEX VALVE VOLTMETER By M. G. Scroggie .. .. .	401
THERMISTORS .. .. .	405
LETTERS TO THE EDITOR .. .. .	403
RANDOM RADIATIONS By "Diallist" .. .. .	410
RECENT INVENTIONS .. .. .	412



"Stratosil" fully sealed vibrators are supplied in synchronous, non-synchronous and split-reed synchronous types. Being available in both shunt and series drive (the latter being made under "OAK" patents) they offer a replacement service for the majority of American-pattern vibrators as well as covering fully the needs of the designer of new equipments.

See RADIOLYMPIA Stand 63 Grand Hall

**WEAR IT**

## VIBRATORS

*set the standard for efficiency*

A data book, complete with replacement guide and transformer design information is now ready and will be gladly sent to you at 6d. post free. Please use the coupon.

**POST THE COUPON NOW**

Wright & Weaire, Ltd., 138 Sloane Street, London, S.W.1, England  
 Please send me VIBRATOR DATA BOOK for which I enclose 6d.  
 Name and Address .....

ww 1049

# Wright and Weaire Limited

138, SLOANE ST. · LONDON · S.W.1 TEL SLOANE 221415 FACTORY: SOUTH SHIELDS, CO. DURHAM



## Valves and their applications

### TELEVISION SYNCHRONIZING & TIME BASE CIRCUIT USING EF42, ECC34 & EL38. No. 1.

Previous articles have, in general, been concerned with one valve or one circuit stage; it frequently happens that more complex problems are encountered in combining a number of valves and stages to make a complete equipment and this article and the next three deal with television receiver synchronizing and time base circuits. A practical circuit with complete operating and constructional details is given as an illustration of the solution of this type of problem. The circuit, though employing only five valves for all the functions of synchronizing, scanning, and E.H.T. derivation, and being economical in components, will be found to give excellent stability of synchronization under conditions of interference and will also give good linearity.

A block schematic diagram in Fig. 1 gives the valve and stage arrangement. It will be seen that the functions of frame output amplifier and line blocking oscillator are carried

prohibitive size. A circuit and valve must, therefore, be provided which supply this magnetizing current of parabolic form and the load current of linear form.

If the output valve has a high output impedance (e.g. a pentode) the grid potential waveform will be substantially the same shape as the anode current waveform. On the other hand, if the output valve has a low output impedance (e.g. a triode) the grid potential waveform will be substantially the same shape as the anode potential waveform, which is linear during the scan.

The potential waveform obtained from most time base oscillators has an exponential form such that the slope decreases during the scan while the waveform of the total valve current should increase in slope during the scan. It is evident that the correction needed to produce the correct grid potential waveform will be easier when a triode or low impedance valve is used. Conversely, when a given degree of correction is available a triode valve will allow a greater proportion of the current to be parabolic in form and a smaller transformer can

then be employed. Furthermore, one of the most convenient and effective methods of waveform correction uses potential negative feedback which reduces the effective output impedance of the valve in addition to conferring the other advantages of negative feedback. Negative feedback of approximately 5:1 should be used with all frame time bases to reduce the effects of microphony in the output valve which otherwise would need to be more rigidly constructed and its cost would be greater. From the point of view of microphony a low  $\mu$  triode is also better

than a high slope pentode as a blocking oscillator. Hence, if no limitation such as a low value H.T. line is imposed, the triodes of the ECC34 have great advantages for frame time base circuits, and the use of double-triodes has enabled the economical arrangement of Fig. 1 to be employed.

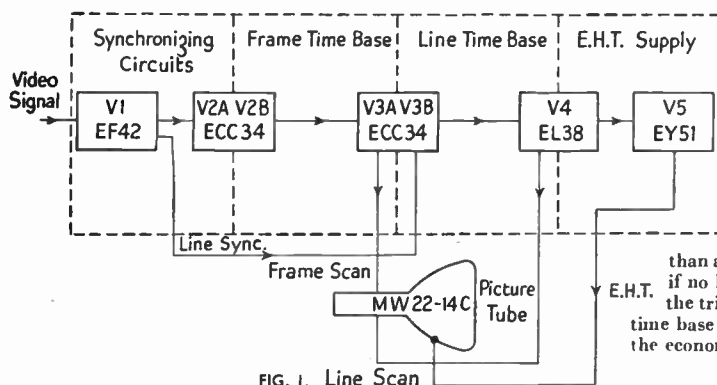


FIG. 1. Line Scan

out in one valve envelope. This avoids the risk of non-interlace which would attend the combination of the line blocking oscillator with the frame blocking oscillator or frame synchronizing pulse separator. The triode used for frame synchronizing pulse separation gives an amplified pulse and a very steady hold as a result. Thus, this arrangement gives a better performance than one using a diode or double diode for separating the frame synchronizing pulse and a separate valve for the line time base oscillator, and is more economical in valves and components.

The frame output valve is transformer coupled to the deflector coils. As with all frame output transformers it is not possible to make the magnetizing current negligible compared with the load current without using a core and windings of



Reprints of this report from the Mullard Laboratories, together with full transformer and coil winding data can be obtained from the address below. The complete circuit will be given in the next issue of the "Wireless World".

MULLARD ELECTRONIC PRODUCTS LTD.,  
TECHNICAL PUBLICATIONS DEPARTMENT,  
CENTURY HOUSE, SHAFESBURY AVE., W.C.2  
(MVM 105)

# Wireless World

VOL. LV. NO. 10

OCTOBER, 1949

RADIO AND ELECTRONICS

MONTHLY COMMENTARY:

## *Radiolympia, 1949*

**T**HE more obvious purpose of a radio exhibition is strictly commercial; it acts as a convenient shop window, and the commercial exhibitor hopes to recoup himself for a considerable expenditure—of time, effort and money—by an immediate increase in sales. Taking the long-term view, the aim should be to encourage the widest possible section of the public to take an intelligent and serious interest in all branches of radio. And to those already “in the game” an annual exhibition should be a kind of focal point of the year.

**I**N our view, pre-war exhibitions failed lamentably in all these respects. They were too specialized, and concentrated mainly on “selling” broadcasting—which was already sold—rather than on selling equipment, or, on the broader issue, showing the year’s progress in all branches of the industry. True, there were some signs of improvement in 1939; the fiasco of the exhibition of that year was in no way the fault of the organizers, but was due to the fact that it coincided with the outbreak of war. Broadly speaking, however, it was not until the first post-war exhibition of 1947, which came under the wing of the Radio Industry Council (itself a war-time creation) that the exhibition took on what we think to be the right shape. It proved a great success, and did much to re-establish in the eyes of the world the prestige of the British radio industry, and to offset much of the harm that had been done by ill-advised delays in permitting the publication of detailed technical information on war-time developments. Attendances at the 1947 exhibition reached record figures; true, some of that attendance comprised “exhibition addicts” and so was not of any great value, but we know from our own observation that there was a very high proportion of deeply interested and serious visitors, including

users and would-be users of every kind of radio and radio-like equipment.

Radiolympia, 1949, follows the essential pattern of its immediate predecessor of 1947. In spite of one or two regrettable defaults, the show which will have opened when this appears in print should be adequately representative of all branches of radio and its offshoots, and there is little to criticize in its general plan. Though it may be urged that television is given undue prominence, the organizers could hardly do otherwise at a time when our national service is in process, at long last, of being extended, and with further extensions in prospect.

So far as can be judged at present, there is a lack of the more serious kind of educational exhibit which, we suggest, would be a highly desirable feature. Developments in our field are still so rapid that there is small wonder that the layman, even of the best informed type, can hardly be expected to know what radio can (and cannot) do for him. To some small extent the exhibits of the various non-commercial bodies and Government departments fill this gap, but the kind of thing we have in mind would be of a rather more detailed nature, and might well be presented by the various industrial organizations.

**E**LSEWHERE in this issue we present information which, it is hoped, will serve as a convenient guide to the visitor to Olympia, and, at the same time, will be of some value to readers, including those overseas, who are unable to go to the show. In addition to a plan of the exhibition, with lists of exhibitors, we give in tabular and graphical form a quick-reference index to the stands on which the various classes and types of radio and electronic equipment are to be seen. This information is as complete as possible up to the time of going to press. In our next issue we hope to give a detailed review of the show.

# MAGNETIC RECORDING

**T**HE general theory of magnetic recording has already been covered in this journal,\* and it is the purpose of the present article to cover the more practical aspects and to draw attention to some of the finer points of technique, now that tape

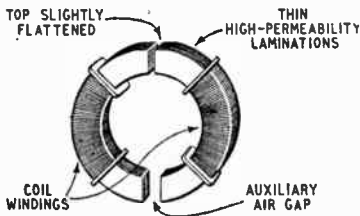


Fig. 1. Essential features of a magnetic recording head

and wire are available, e.g., from E.M.I. Factories, Ltd., Hayes, Middlesex, and Wirek (Electronics), Deansbrook Road, Edgware.

**Heads (General):** Modern magnetic heads are made in ring or toroidal form. Usually the rings are cut in half and each half fitted with a coil (Fig. 1). The halves are then clamped together with non-magnetic spacing shims to give two accurately dimensioned gaps. The magnetic recording medium is arranged to lie in contact with the outer face of the core for about  $\frac{1}{16}$ th of an inch on either side of one of the gaps. Different gap widths are used for the erase, record and playback heads, typical values being 20 mil, 1 mil and  $\frac{1}{2}$  mil respectively (1 mil = 0.001 in).

Heads for use with tape are generally made from a stack of 5 mil ring laminations, the thin gauge being necessary to reduce eddy-current losses at high frequencies. Heads vary from  $\frac{1}{2}$  in to 1 in outside diameter, with about  $\frac{1}{8}$  in wall. High-permeability nickel-iron alloy, such as Mumetal or Permalloy-C, is used, as it is essential to have the lowest possible reluctance at the pole-piece tips for a sharply defined

magnetic field. Laminations are clamped together and the gap edges ground straight and square. The tape contact area is also smoothed. Finally the laminations are annealed to restore maximum permeability and then cemented solidly together. A hard material, such as beryllium-copper, is used for the shims to prevent rounding of the gap edges.

Less efficient tape heads may be made by bending two  $\frac{1}{4}$  in wide strips of 15-mil material into semi-circular shape. The loss in efficiency occurs mainly at low frequencies owing to the low iron/copper ratio, so that these heads are more suitable for use at low tape speeds, where, as will be seen, the bass response is relatively greater. These heads work quite well un-annealed, but there is a comparative treble loss of about an octave.

A head for wire recording is very similar, but consists of a single-ring lamination, about 10 mil thick, clamped between non-magnetic side pieces. These side pieces are bevelled so as to form a

give better magnetic contact with the round surface. It is not necessary for a head to be of perfect ring form. Rectangular laminations may be used, with a curved edge or a felt pad to keep the medium in contact with the gap. But it is important to keep the head symmetrical and the coils identical; an astatic head picks up much less hum, which is a very real problem in magnetic recording.

Coils may be of high or low impedance according to circuit requirements. Low impedances have the advantage that self-supporting coils of thicker wire may be used. The playback head, however, must be of high impedance, or used with a step-up transformer, for maximum voltage output to be developed.

**Erase Head.**—A fairly wide gap is used in the erase head so that the erasing field spreads sufficiently for each point of the passing wire or tape to be subjected to a hundred or so gradually decreasing demagnetizing cycles. But the gap must not be too large or the maximum value of the field will

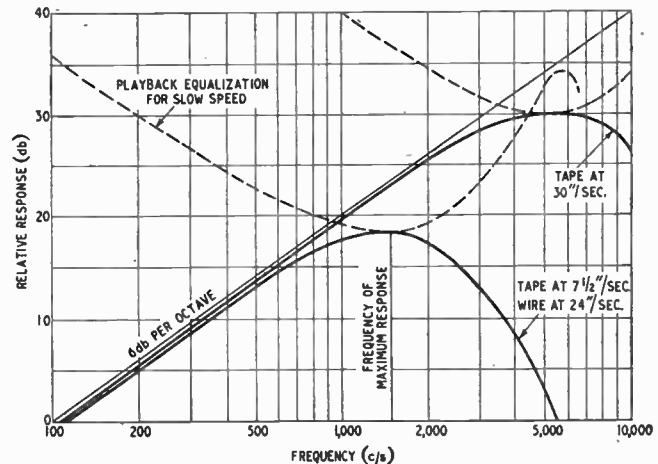


Fig. 2. Typical constant-current response curves with playback equalization for two different tape speeds.

V slot leading down to the edge of the lamination. The wire runs on the edge of the lamination and a shallow groove is usually provided to keep the wire central and to

not be enough to saturate the medium, and previous recordings will not be erased completely. To obtain sufficient erase current the inductance of the erase head is

\* "Magnetic Recording," G. L. Ashman, Aug. 1944, p. 226.

"The German Magnetophon," R. A. Power, June 1946, p. 195.

# TECHNIQUE

## Practical Notes for the Experimenter

By **DESMOND ROE** (Birmingham Sound Reproducers)

often tuned to the frequency of the ultrasonic oscillator by means of a series condenser. It is quite common for an erase head to run warm. 100 ampere-turns is a typical energizing value. Radiometal is better than Mumetal for erase heads.

**Recording Head.**—In recording with modern "ultrasonic bias," the actual flux density recorded depends on the instantaneous value of the magnetizing field at the moment the medium leaves the gap and passes into the relatively field-free region of the rear pole-piece. Hence the actual gap width is of less importance than the rapidity of the decay of the magnetic field at the rear gap edge. It is important, therefore, that the rear edge be sharp and square, and the material fully annealed for lowest reluctance if the maximum high frequency response is to be recorded.

**Playback Head.**—For good treble response on playback, "scanning" loss must be a minimum, so the playback gap is made very narrow, about  $\frac{1}{4}$  to  $\frac{1}{2}$  mil. The gap should not be too narrow or else efficiency will be lowered due to the magnetic flux from the medium leaking back across the gap instead of going through the pick-up coils. Pole-pieces are slightly tapered to the point where they meet the medium, so that the actual amount of parallel gap is small. In the case of wire heads, it is usual to clamp the two pole-pieces, remove the spacer and soft solder the pole tips in position.

**Frequency Response.**—In any sound recording system, to obtain the maximum signal-to-noise ratio, there should be equal likelihood of overload at all frequencies. In magnetic recording the overload point is set by the saturation level of the magnetic medium. Saturation is independent of frequency, and depends only on the magnetizing field of

the recording head; that is, on the recording ampere-turns. Constant recording current, therefore, produces constant peak flux.

On playback the voltage induced in the playback head is proportional to the rate of change of flux, and as the flux reversal is clearly more rapid at higher frequencies, owing to the shorter wavelength, the playback output rises with frequency at a rate of 6 db per octave. However, at very high frequencies the minute magnets representing individual cycles become very short and of a size comparable with the thickness of the wire or tape. Consequently the well-known demagnetization of short mag-

nets occurs, resulting in considerable high-frequency attenuation. A typical playback response curve of a constant current recording is shown in Fig. 2. It should be noted that this curve is more or less constant in shape for a given wire or tape, and with changes in recording speed merely shifts proportionately, parallel to the 6 db per octave line.

Constant current in the recording head is obtained by feeding it from a constant-voltage high-resistance source, or through a series resistance from a source of low resistance. Magnetic recording requires a power of only about 10 mW, so the resulting power transfer loss is not important. In recording, some treble boost and a little bass boost may be used without risk of frequency-

selective overload. However, most of the equalization has to be applied during playback. Between 18 db and 30 db of bass boost at 100 c/s is required, according to the recording speed. Treble boost is usually obtained by means of a damped tuned circuit, which more closely complements the recording curve.

A typical playback equalizer circuit is shown in Fig. 3. Owing to the large amount of bass boost used on playback, great care has to be taken to shield the playback head from magnetic hum pick-up. One or more screening cans of high-permeability alloy may be needed, and the head should be spaced as far as possible from drive motors and mains transformers.

**Distortion.**—Superimposition of a steady high-frequency tone upon

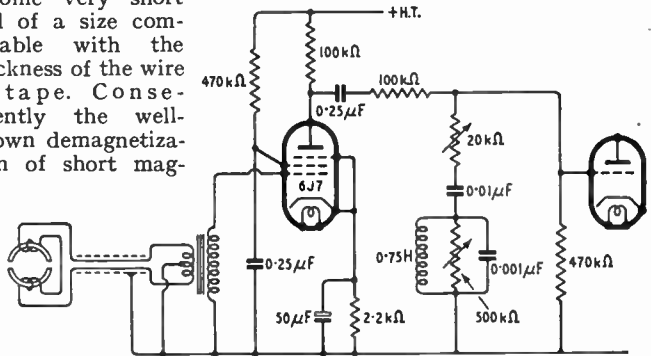


Fig. 3. Playback equalizer circuit for low-speed recording.

the audio signal while recording on a completely unmagnetized medium has been found to produce a linear magnetic recording characteristic of greater volume range than previous methods, together with much less background noise. The frequency of this "ultrasonic bias" is not important, but it is usual to choose a value at least five times the highest audio frequency, to prevent audible beat notes with the signal. The optimum amplitude of the bias varies with different wires, tapes and recording heads. Fortunately, it is easily found by experiment and is not very critical.

Using music as a test signal, as the "bias" is increased from zero, distortion rapidly diminishes, while the volume output rises to a maximum. Above this point, any

**Magnetic Recording Technique**—further increase in "bias" begins to reduce the volume level, and especially the high frequencies, although some further reduction in distortion may occur. A compromise has to be effected between

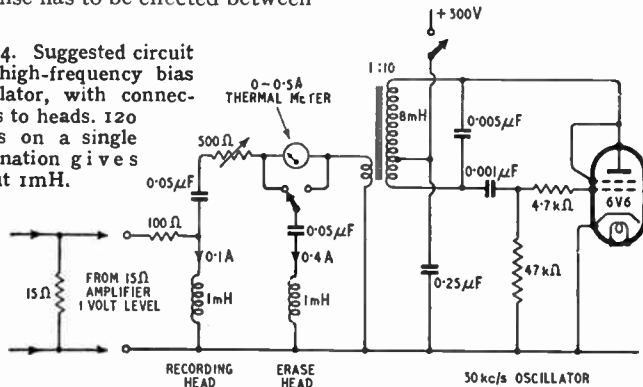
however, the medium is first passed over, say, a permanent magnet, then every discrete magnetic particle becomes magnetized and capable of inducing a noise voltage. For low noise levels it

men of wire or tape may be quiet when a.c.-erased, the noise-behind-the-signal on recording may be large, and impart a disagreeable fuzziness to the reproduction. The permanent-magnet test is a good one for checking the quietness of wires and tapes.

Assuming a quiet medium, unnecessary noise is often caused by slight permanent magnetization of the playback head. This may be demagnetized by applying "bias" to it from the oscillator and reducing this slowly to zero. Noise can also be caused by asymmetry of the "bias" waveform, which, in effect, produces a slight permanent magnetization. Even-harmonic distortion of the oscillator must be reduced to a minimum, and in this connection, to reduce loading effects, a Class "A" buffer amplifier is often interposed between oscillator and erase head, which generally requires rather a high power for complete erasure.

While the foregoing notes are by no means exhaustive, they should at least enable the experimenter to obtain satisfactory results from the start. As with other systems of recording, perfection involves further careful experiment and measurements on the individual equipment in use.

Fig. 4. Suggested circuit for high-frequency bias oscillator, with connections to heads. 120 turns on a single lamination gives about 1mH.



good high-frequency response and low distortion. Too high "bias" also makes erasure more difficult. Care must be taken during these tests to keep the recording level well below the overload point. Fig. 4 shows a typical oscillator circuit and connections.

**Noise.**—If a demagnetized wire or tape is run over a demagnetized playback head, clearly no signal voltages can be induced. If,

has been found that the diameter of these individual particles should not exceed about 0.0001in, that the size must be uniform and "clumping" of particles prevented. It is important to note that noise not only occurs when there is some permanent magnetic influence, but also during recording. Each cycle of signal is really an integration of noise voltages so that, although a bad speci-

## TELEVISION RECEIVER KIT

THIS receiver is sold as a kit of parts by Premier Radio Company, 167, Lower Clapton Road, London, E.5, and an assembled model has been tested. There are separate vision- and sound-channel receivers, the former comprising four r.f. stages, diode detector, v.f. stage, d.c. restorer and phase-splitter, while the latter has two r.f. stages, double-diode-triode detector and a.f. amplifier, and a pentode output stage. The vision receiver is designed for single-sideband operation on the London transmissions, the sidebands remote from the sound channel being selected so that rejectors are not needed.

The tube is a 6-in electrostatic with a green screen and operates at about 2.3 kV. Each time base comprises a transitron-Miller integrator with a paraphase stage. Two valves are used for sync separation. The power supply is of the usual full-wave type, with a voltage-doubler using metal rectifiers for e.h.t.

On test the apparatus functioned well, the definition and synchronizing being good. The brightness is hardly sufficient for daylight view-


ing but is satisfactory for a darkened room. To anyone accustomed to the average television receiver, the small size of the picture and the green screen are unpleasant, but they are both things to which one rapidly becomes accustomed and must be considered as the inevitable

concomitants of the extremely low price of this kit—£17 17s.

The construction appears simple and comprises merely the assembly and wiring of the parts. The initial adjustments are few and do not appear to be at all difficult. A booklet describing the construction is available from the firm. A magnifying lens can be supplied at £1 19s 6d.

## ELECTRONIC COUNTER

"Scale - of - ten" counter recording up to 999,999 impulses, and pre-amplifier for use with Geiger-Muller tubes, made by Labgear, Willow Place, Fair Street, Cambridge. A stabilized e.h.t. unit for the tube bias is also available.



# HIGH-QUALITY AMPLIFIER: New Version

(Continued from page 287 of August issue)

**M**OST power amplifiers intended for sound reproduction are designed to have a uniform response to frequencies within the audible range, and it is the aim of designers of pickups, microphones and loudspeakers to give similar characteristics to their products. This represents an attempt to fulfil one of the conditions for the creation of a perfect replica of the original sound and provides a common basis for the design of individual units, which, when connected together, will provide a complete channel with a uniform gain/frequency characteristic.

Considerations of an engineering nature sometimes make it desirable, and even essential, to depart from this ideal of a uniform response in certain sections of equipment, and quite frequently the use of inferior equipment or long and unsuitable transmission lines, leads to an undesirable departure from uniformity. In cases like this, other "equalizer" units have to be inserted in the channel to provide characteristics which are the inverse of those of the offending section, so remedying the defect.

When listening conditions depart from the ideal—and this, unfortunately, happens frequently since most rooms are unsuitable auditoria for the reproduction of orchestral music at realistic intensities—it is sometimes beneficial to modify the frequency response characteristic of the equipment in an attempt to compensate for the more obvious defects in the room acoustics. The word "attempt" is used advisedly, since only very complex equalization could ever hope to provide accurate compensation for room acoustics. This question of the frequency compensation which is desirable when conditions depart

By **D. T. N. WILLIAMSON**

(Ferranti Research Laboratories)

from the ideal is a very thorny and subjective one. It provokes much heated, dogmatic, and usually very unscientific discussion, and is beyond the scope of the present article. It must suffice to say that the matter is one in which the individual must exercise his own judgment and act accordingly.

In order that he may have scope to do this, a pre-amplifier designed to be used in conjunction with gramophone recordings and

have occurred in that portion. Since it is impossible to determine the nature and amount of phase distortion by listening to a transmission, and since it is not usual for much attention to be paid to this form of distortion at the recording or transmitting end, there would seem to be little justification for the inclusion of phase correcting networks in domestic equipment. In the case of a sound reproducing system which is completely under the control of the user, particularly if stereophonic, phase distortion should not be allowed to occur if the finest possible quality is to be obtained. This is especially true at

low frequencies, where considerable time delays are involved. Low phase distortion is best achieved by designing a system with a bandwidth considerably greater than the audible range, but where this is not possible compensation

may be provided.

Consideration of the causes of frequency distortion leads to the conclusion that it is normal for the levels at the ends of the spectrum to be accentuated or attenuated progressively with respect to the level at middle frequencies and a form of compensation to correct this fulfils most requirements. It is not possible to lay down hard and fast rules about the amount of compensation necessary, but rates of attenuation or accentuation greater than 6 db/octave are not usually required.

As it is often desirable to change the amount of compensation during a programme without calling attention to the fact, methods which give continuous control over the response are to be preferred to switched systems, unless the latter are graded in very fine steps.

The use of inductors to provide gain/frequency compensation is

## Design of Tone Controls and Auxiliary Gramophone Circuits

radio transmissions should therefore be capable of providing variable compensation for such defects as are likely to occur in the source, and are capable of being ameliorated. In addition, fixed compensation must be provided for deviations from a uniform response which are deliberately introduced in gramophone records.

The degree of complication which is worthwhile in such a unit must be considered. In theory, it is possible to compensate precisely for deficiencies in the amplitude/frequency and phase/frequency response characteristics, but the equipment to do this is complicated and expensive. When a considerable portion of the channel is outside the control of the listener, as is the case when reproducing records or broadcast transmissions, he has no means, apart from the sensitivity and training of his ears, of determining the defects which

**High-Quality Amplifier—**

to be deprecated as, apart from possible troubles due to resonance effects and non-linearity, they are very liable to pick up hum from stray alternating magnetic fields, especially if they are air-cored. Metal- or dust-cored toroids are less troublesome in this respect, but are expensive and not readily obtainable.

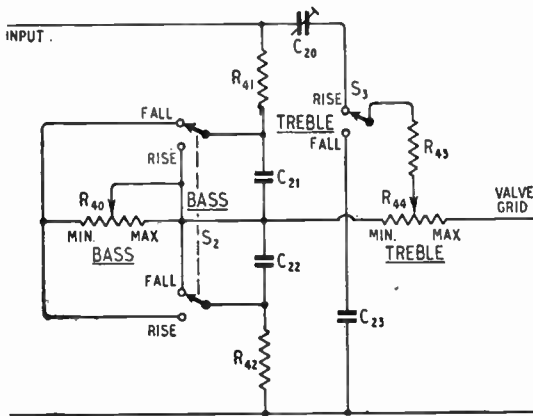


Fig. 5. Basic frequency compensation circuit. Typical values (for use after an EF37, triode-connected) are:  $R_{40}$ , 250k $\Omega$ , log;  $R_{41}$ , 100k $\Omega$ ;  $R_{42}$ , 6.8k $\Omega$ ;  $R_{43}$ , 10k $\Omega$ ;  $R_{44}$ , 100k $\Omega$  linear;  $R_{45}$ , 150pF max.;  $C_{20}$ , 150pF max.;  $C_{21}$ , 0.01 $\mu$ F,  $C_{22}$  0.05 $\mu$ F;  $C_{23}$ , 1000pF.

**Frequency Compensation.**—Fig. 5 shows a simple compensation circuit which will accomplish bass and treble accentuation and attenuation without the use of inductors. The controls consist of two potentiometers, each associated with a changeover switch. Consider the low frequency controls  $R_{40}$  and  $S_2$ . When  $R_{40}$  is fully anticlockwise (minimum resistance) the response to frequencies below 1,000 c/s is uniform. If the switch  $S_2$  is set to "rise," as  $R_{40}$  is rotated clockwise, the amplitude/frequency characteristic will rise at low frequencies to the maximum shown at A in Fig. 6. If  $S_2$  is set to "fall" and  $R_{40}$  rotated clockwise from minimum position, progressive low-frequency attenuation will be introduced, up to the maximum shown at B. In a similar manner, by the use of  $R_{44}$  and  $S_3$  the high-frequency response is continuously variable from a level response to the extremes shown at C and D with the values given.

The attenuation introduced by the network when controls are at the level position is 24 db, and the network must, of course, be introduced into the system at a signal level such that the valve feeding it is not overloaded.

**Low-Pass Filter.**—The majority of medium-wave broadcast transmissions, when reproduced with wide-range equip-

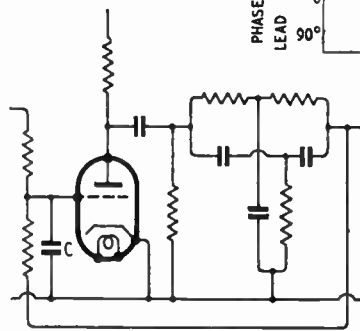


Fig. 7. Basic filter circuit.

ment, exhibit a most objectionable form of non-linear distortion. This takes the form of a

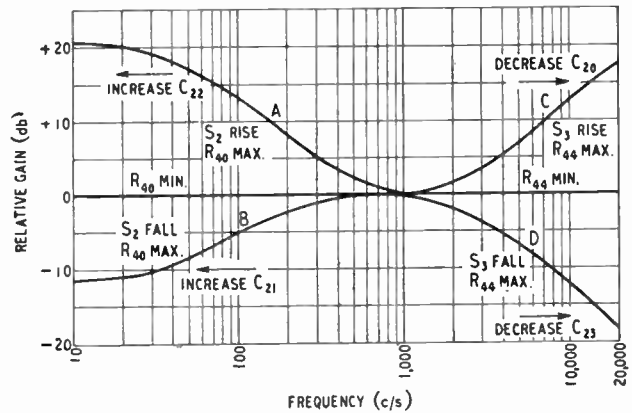


Fig. 6. Response curves of circuit of Fig. 5.

The curves may be shifted bodily along the horizontal axis by modifying the capacitance values as shown by the arrows in Fig. 6.

rattle or buzz often accompanying transient sounds such as piano-forte music. This type of distortion is commonly caused by minor discontinuities in the transfer characteristic and is frequently associated with Class "B" amplifiers.

Recording and processing defects, record wear and imperfect tracing by the pickup produce a similar type of distortion from gramophone records.

The most offensive frequency components of the rattle or buzz are generally present at

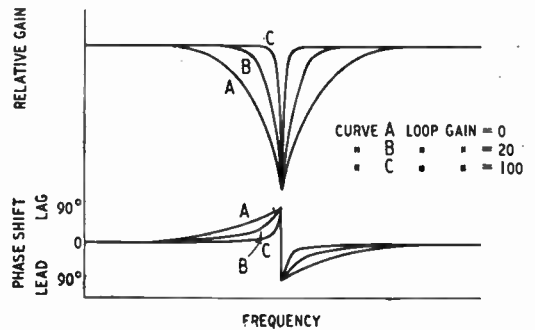


Fig. 8. Characteristics of circuit of Fig. 5.

the extreme upper end of the audible spectrum, and spread downwards as the severity of the effect increases. Fortunately, the concentration of this type of distortion into the extreme upper end of the spectrum makes it possible to effect considerable improvement by removing or reducing the energy in the signal at these frequencies. A low-pass filter with a cut-off frequency variable between the limits of 5 and 13 kc/s



and a fairly high rate of attenuation above the cut-off frequency is a great asset in securing the best possible aural result from indifferent transmissions or recordings.

Although it is practicable to provide a filter with a continuously variable cut-off frequency, the expense and complication are not normally justified and a switched selection of frequencies is satisfactory. To attain the high attenuation rates necessary to secure satisfactory results a normal resonant-section type of filter could be used, but this carries with it the disadvantages associated with the use of inductors. An alternative type of filter

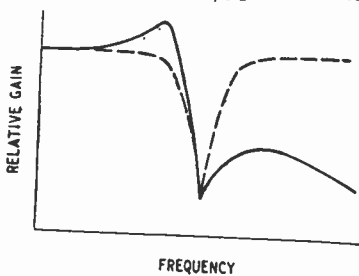


Fig. 9. Modification of basic filter characteristic produced by additional phase shift.

using only resistive and capacitive elements based on the parallel-T network<sup>1</sup> is capable of giving very satisfactory results. Briefly, the principle of this filter is as follows. In Fig. 7 is shown an amplifier feeding a parallel-T null network, the output from the network being fed back to the input of the amplifier. Such a system has amplitude and phase characteristics of the general shape shown in Fig. 8. By altering the loop gain of the amplifier, it is possible to produce a resonance characteristic of any desired degree of sharpness.

If now a lagging phase shift is introduced into the amplifier, for example, by connecting the capacitor C from grid to earth, it will be seen that the total phase shift due to network and amplifier just below resonance will be greater than 90° and the feedback voltage will have a positive component, whilst above resonance a greater negative component will exist. The effect of this is to un-

balance the amplitude characteristic as shown in Fig. 9. A rise in response occurs just before the resonance frequency due to the positive component of feedback, and above the resonant frequency the response rises to a fraction of its

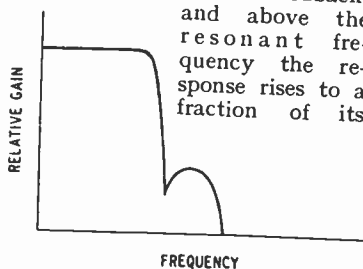


Fig. 10. Final low-pass characteristic resulting from addition of external R-C attenuator.

value below resonance and then falls off due to the attenuation produced by the capacitor C. The addition of a further R-C attenuating network external to the circuit will produce a frequency response characteristic as shown in Fig. 10. The similarity of this curve to the response of a resonant element L-C filter will readily be appreciated. There is a practical limit to the rate of attenuation which can be achieved with a single stage, since the attenuation rate and the level to which the response rises above the frequency of maximum attenuation are interrelated. Thus a high rate of attenuation is achieved

a minimum attenuation above cut-off of nearly 30db, which is quite satisfactory. By cascading a number of these filter stages any desired attenuation characteristics may be achieved, and high-pass filters may be similarly formed by the addition of leading phase shift to the amplifier.

A filter designed on these lines, with five switched positions giving nominal cut-off frequencies of 5, 7, 10 and 13 kc/s and a "linear" position is incorporated in the final circuit. The performance is shown in Fig. 11.

**Gramophone Pre-amplifier.** — The arrangements just described are generally all that is necessary to compensate for defects in radio transmissions. For record reproduction, however, additional fixed compensation is required. The nature of this compensation will depend on the recording characteristic and the type of pickup used.

For reasons now too well known to require repetition, lateral disc recordings are usually cut with a groove amplitude which is proportional to signal below some arbitrarily selected frequency in the 300-400 c/s region and with a lateral groove velocity which is proportional to signal above this frequency. To improve signal/noise ratio it is now common practice to increase the level recorded

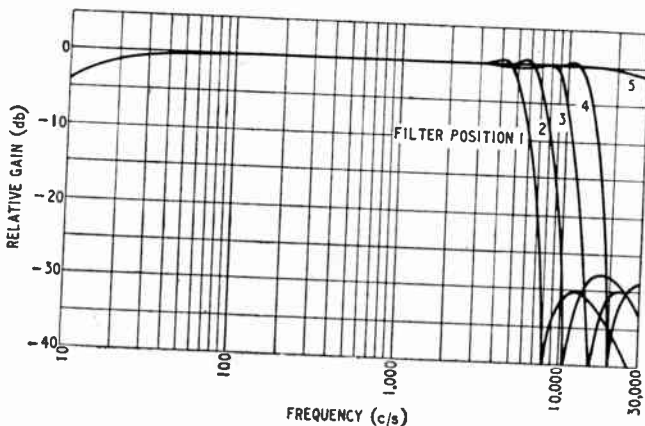


Fig. 11. Measured overall response of low-pass filter, in conjunction with pre-amplifier circuit to be described in a subsequent instalment.

with simplicity only at the expense of a low ratio of response below cut-off to peak response above cut-off. However, a rate of attenuation of 40db/octave can be obtained from one stage with

at high frequencies. This is particularly effective, since the noise energy per cycle increases with frequency due to the structure of the record material. In Fig. 12 is shown the recording characteristic

<sup>1</sup>Thiessen, G. J. "R-C Filter Circuits," *Journal of the Acoustical Society of America*, Vol. 16, No. 4, pp. 275-279 April, 1945.

**High-Quality Amplifier—**

used by Decca. The E.M.I. characteristic does not differ substantially at low frequencies but the rise above 3,000 c/s is absent. It is proposed to use the Decca characteristic as a basis for design. When playing E.M.I. recordings, one fixed capacitor in the pre-amplifiers to be described later may be switched out of circuit, giving a level response. Alternatively the gramophone pre-amplifier may be left unchanged and correction provided by means of the variable treble control in the tone compensation unit. This, when  $C_{20}$  is set to 100 pF and  $R_{44}$  (Fig. 5) advanced by one quarter of maximum rotation, gives almost perfect correction.

sound systems is of such vital importance that a few remarks of a general nature will not be out of place at this juncture.

It is an unfortunate fact that improvements in microphones and pickups in the direction of wider frequency range and absence of other forms of distortion are almost invariably achieved at the expense of the electrical output. This does not necessarily mean that the efficiency of the transducer is reduced by the other improvements, but merely that it removes less energy from the acoustical field or from the record groove which actuates it, causing less disturbance of this field, or less wear of the record groove.

There is, however, a limit to

ratio of 70 db, a sound reproducing system with a frequency response flat to 20,000 c/s operating at a realistic volume level produces, in the absence of a signal, noise which is just audible as a very gentle rustle and is completely inoffensive.

Most modern microphones and pickups are electromagnetic, although there is a tendency for microphone design to gravitate towards carrier-operated capacitor types. These have problems of their own and will not be treated here. Electromagnetic microphones and pickups are manufactured with impedances ranging from a few milliohms to several thousand ohms, but are normally used in conjunction with a transformer which raises the impedance to a suitably high value to match the input impedance of a valve.

For obvious reasons it is desirable to make this secondary impedance as large as possible—say several megohms—since the voltage output from the transducer will increase simultaneously, reducing the gain required from the electronic equipment and the amount of noise contributed by it.

It is not practicable, however, to increase the secondary impedance much beyond 0.1 MΩ if a flat frequency response is required from the transformer over the audible range.

The noise generated by thermal agitation in a 0.1 MΩ resistor at room temperature is about 6 μV for a bandwidth of 20,000 c/s. To this must be added the noise produced in the first valve of the amplifier. By careful design and construction, and by the use of a suitable valve, the noise from all causes, including mains hum, can be reduced to a value equivalent to about 3 μV at the grid, but under normal conditions a figure of 5 μV is fairly representative. The total noise may be taken as the square root of the sum of the squares of these values, or about 8 μV. To obtain a signal/noise ratio of 70 db, then, the peak signal must be 70 db above this level, say 25 mV r.m.s. The pre-amplifier should have sufficient gain to enable the main amplifier to be fully loaded by a signal at this level.

The choice of a valve type for the first stage must be made carefully. In theory, for equal gain

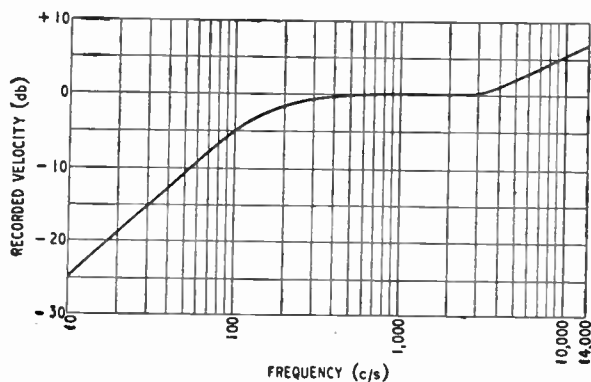


Fig. 12. Decca recording characteristic.

The majority of pickups, with the exception of piezoelectric types, give an electrical output which is proportional to the lateral velocity of the stylus. The output of such a pickup when playing a Decca recording will be of the form shown in Fig. 12, with ordinates of voltage instead of velocity. A pre-amplifier suitable for such a pickup should have a frequency characteristic which is the inverse of this.

Some desirable properties of a pickup pre-amplifier are:—

1. Low noise level.
2. Low distortion at signal levels likely to be encountered with pickups in common use.
3. Sharp attenuation below 20 c/s to suppress turntable rumble, etc.
4. Provision for varying the gain electrically.

**Noise Level.**—The attainment of a low noise level in high-quality

this tendency set by the noise generated by thermal agitation in the transducer and its auxiliaries and by the noise produced in the first valve of the amplifier. It is desirable in a wide-range, high-quality sound system to attempt to maintain a peak signal/noise ratio of at least 70 db. This figure represents the best that can be achieved with a direct cellulose disc recording when everything is "just right," and it is to be expected that the standards of commercial disc recordings will approach this level when improved techniques are combined with new disc materials. A well-designed magnetic tape recorder will give a signal/noise ratio of 70-80 db, and the increasing use of this type of equipment will doubtless give impetus to the research necessary for the achievement of similar standards in other forms of recording. With a signal/noise

the noise level in a triode stage is lower than that produced by a pentode, since the pentode has an additional noise component due to electron partition between screen and anode. In fact, however, there are no high-gain triodes commercially available with the requisite characteristics and electrode structures for low-noise operation. A valve designed for such conditions should have a rigidly braced electrode structure to reduce microphony and a balanced "double helical" heater construction to minimize the alternating field surrounding the cathode. The Mullard EF37 has this construction and, connected as a pentode, the noise levels mentioned earlier are obtainable. Before commencing work, the reader who is not familiar with the technique of high-gain amplifier construction should consult an article on this subject.<sup>2,3</sup> Considerable reduction of residual hum may usually be obtained by demagnetizing the valve.<sup>4</sup> In order to obtain the best signal/noise ratio, the principle which should be followed, when valve noise is the limiting factor in high-gain amplifiers, is to put the whole of the available signal into the valve grid, and to provide any frequency compensation which may be necessary after the signal has been amplified. By this method valve noise is included in any attenuating operations which may be performed and the overall signal noise ratio is improved.

**Low Distortion.** — Numerous methods of providing a response which varies with frequency are possible and, of course, each method has advantages and disadvantages. Where the response has to be continuously variable the method which gives greatest simplicity of control usually triumphs. Other things being equal, however, methods which employ selective negative feedback are to be preferred, as circuits of this nature generally have a high signal-handling capacity and non-linear distortion is kept to a minimum. In a pickup pre-

amplifier this may be of importance where pickups with widely varying output levels are to be used.

**High - Pass Characteristic.** — Gramophone motors tend to produce vibrations which can cause unpleasant rumbling noises in a wide-range system. Although the energy contained in the "rumble" components may be relatively low, the frequency is also very low, and consequently loud-speaker cone movements of high amplitude may be caused. If the driving coil should move out of the region of uniform flux-density, the whole spectrum being reproduced will be distorted in a particularly unpleasant manner. Distortion in the output transformer is also possible.

This situation can be improved materially by the insertion of a high-pass filter with a cut-off frequency of about 20c/s and a fairly rapid attenuation below cut-off. At these low frequencies, such filters are conveniently composed of resistance-capacitance networks and may be incorporated in the bass-compensation pre-amplifier.

**Electrical Fading Control.** — When the pickup is placed on, or removed from, the disc the gain must be reduced to avoid unpleasant noises. While this may be done by a mechanical potentiometer the method is clumsy and does not facilitate rapid record changing. It has been found convenient to employ an electrical method in which the gain of one of the stages is reduced to zero at the flick of a switch by a bias voltage applied and removed by means of a network with a suitable time constant.

(To be continued)

## NEWS FROM THE CLUBS

**Birmingham.**—The annual dinner of the Midland Amateur Radio Society will be held at the Imperial Hotel, Birmingham, on October 15th, at 6.30. Sec.: A. W. Rhodes, 135, Woolmore Road, Birmingham, 23, Warwick.

**Eastbourne.**—Meetings of the Eastbourne and District Group of the R.S.G.B. are held on the first Friday of each month at the Friends' Meeting House, Wish Road, Eastbourne. Sec.: R. F. Nugent, Field House, Windmill Hill, nr. Hailsham, Sussex.

**Luton and District Radio Society** meets each Monday at 7.30 at Surrey Street School. Sec.: H. S. E. Radford, 37, Wilsden Avenue, Luton, Beds.

**Richmond.**—The formation of the Richmond and District Radio Society is proposed and the inaugural meeting will be held at the Station Hotel, Richmond, at 7.30 on October 5th.

**Southend.**—The fortnightly meetings of the Southend and District Radio Society recommence on October 7th at 7.15 in Room 1, at the Municipal College. Sec.: J. H. Barrance, M.B.E. (G3BUJ), 49, Swanage Road, Southend-on-Sea, Essex.


**Southport.** — In addition to the monthly meetings of the Southport Radio Society, which are held on the third Monday in each month at 8 p.m. at the headquarters, 38a Forest Road, the club premises are open every Monday and Wednesday evening. Sec.: F. H. P. Cawson, 113 Waterloo Road, Southport, Lancs.

**Spen Valley Radio and Television Society** meets on alternate Wednesdays at the Temperance Hall, Cleckheaton at 7.30. The subjects to be discussed at the meetings on October 12th and 26th are "Measurements and the Radio Amateur" and "Some Aspects of Television." Sec.: N. Pride, 100 Raikes Lane, Birstall, nr. Leeds, Yorks.

**Sunderland.**—Meetings of the Sunderland Radio Society are held at Prospect House, Prospect Row. On October 19th, B. A. Holden, M.A., will speak on "Quality Disc Reproduction" and on October 26th J. M. Carter, B.Sc., will demonstrate the Wright and Weaire magnetic tape recorder. Both meetings begin at 8 p.m. Sec.: C. A. Chester, 38 Westfield Grove, High Barnes, Sunderland.

## RADIATION MONITOR

Both visual and aural indication of pulses from a Geiger-Muller tube are given in this instrument, the meter being arranged to indicate "rate of count". A stabilized power supply is included and the overall accuracy is within  $\pm 1$  per cent. Alpha and beta-gamma probe units are available. The makers are Airmec Laboratories, High Wycombe, Bucks.



<sup>2</sup> Baxandall, P. J., "Hum in High Gain Amplifiers," *Wireless World*, Vol. 53, No. 2, pp. 57-61, February, 1947.

<sup>3</sup> Dickerson, A. F., "Hum Reduction," *Electronics*, Vol. 21, No. 12, p. 112, December, 1948.

<sup>4</sup> Correspondence. *Electronic Engineering*, Vol. 20, No. 245, p. 235, July, 1948; No. 248, p. 339, October, 1948; No. 250, p. 406, December, 1948.

# MICROWAVE LENSES

## A General Survey of the Three Main Types

By C. SUSSKIND, M.Eng., B.Sc., Assoc. Brit. I.R.E.

(Yale University, U.S.A.)

**R**ADIO waves are essentially of the same nature as light waves. Both are electromagnetic radiation phenomena which differ merely in frequency. At microwave frequencies (*e.g.*, in radar work) the wavelengths—and hence the antenna dimensions—are of the order of only a few centimetres. Accordingly, certain optical analogies suggest themselves. The most widely used device for producing a beam of light, for instance, is the parabolic mirror; if the source is located at the focus, the rays will be reflected parallel to the axis. This arrangement will work equally well for microwaves, provided a conducting surface is substituted for the mirror.

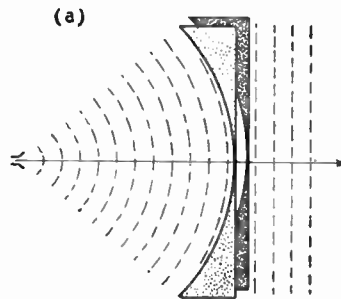
The parabolic "dish" antenna has certain disadvantages, however: the source is in the path of the beam and distorts it by virtue of a shadow effect, in addition to interference introduced as a result of forward radiation directly from the source; there is ample opportunity for radiation in the backward direction, past the reflector, with the attendant loss of energy and possibility of interference with nearby radiators ("cross-talk"); some energy is reflected back into the feed and may disturb the source; and furthermore, the tolerances required in the construction of the reflector are very small.

These difficulties can be obviated if the reflector is replaced by a large lens<sup>1,2,3</sup>, made of glass, polystyrene, or some other dielectric material, and placed in front of the source. The source, which is no longer in the beam path, is now made to radiate in the forward direction; the two surfaces give the designer an additional degree of freedom; the possibility of distortion due to warping is greatly reduced; and

it can be shown<sup>4</sup> that the tolerances required are four to five times greater than for the parabolic reflector.

The solid lens may, on the other hand, present a considerable mismatch at its surface, and consequently cause loss of gain and interference (scattering). This mismatch may be reduced by the use of quarter-wavelength sheets: the lens surfaces are covered by a sheet consisting of another dielectric, the thickness of which is adjusted so that the waves reflected from it and from the surface proper cancel out.<sup>4</sup>

A more serious disadvantage of the solid dielectric lens is its



weight: a lens of a size useful in practical applications would be very heavy indeed. To circumvent this difficulty, Kock<sup>5,6</sup> in America and Rust<sup>7</sup> in Britain have each independently suggested the use of parallel-plate configurations.

### Metal Plate Lenses

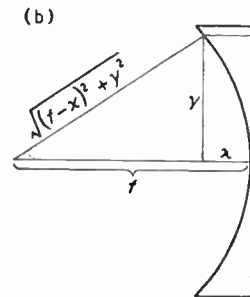
Two semi-infinite, parallel metal strips constitute a very simple form of waveguide. The velocity with which a surface of constant phase propagates (phase velocity) between parallel plates of separation  $h$  is given by

$$v_p = \frac{v_0}{\sqrt{1 - \left(\frac{m\lambda}{2h}\right)^2}} \dots (1)$$

where  $v_0$  is the phase velocity in free space,  $m$  the order of the mode being propagated, and  $\lambda$  the wavelength. The wave will be propagated without attenuation only if

$$h > \frac{m\lambda}{2} \dots \dots (2)$$

Thus the phase velocity  $v_p$  between the plates is always greater than the velocity  $v_0$  in free space. If a set of parallel plates (arranged parallel to the direction of electric intensity  $\mathbf{E}$ ) having the shape shown in Fig. 1(a) is used, it is seen that the phase velocity will be increased along paths where the plates are wide, and unaffected where the plates have zero width. Thus the equiphase surfaces (shown dotted), spherical to the left of the lens, will emerge as planes from the lens; this is the



$$\frac{\sqrt{(r-x)^2 + y^2}}{v_0} + \frac{x}{v_p} = \frac{r}{v_0}$$

$$x^2(1-n^2) - 2rx(1-n) + y^2 = 0 \quad (\text{ELLIPSE})$$

Fig. 1. Metal plate lens element.

condition which will yield maximum gain and directivity.

To determine the contour of this lens, the times required for two points on the same equiphase surface to travel along two different paths (*cf.* Fig. 1(b)) are equated. Using the terminology of optics, the ratio of the two phase velocities

$$n = \frac{v_p}{v_0} = \sqrt{1 - \left(\frac{m\lambda}{2h}\right)^2} \dots (3)$$

may be considered to represent ar

equivalent index of refraction. (Note that  $n < 1$  for this construction.) The equation obtained for the contour of a lens element is that of an ellipse. If the spherical wave emerging from a point source is to be converted into a plane wave by passing through the lens, an ellipsoid of




Fig. 2. Metal plate lens for  $\lambda = 3$  cm.

revolution is actually required. The system may, of course, be used conversely as a receiver antenna by allowing a plane wave to impinge upon the flat surface and to be focused to a point.

A metal plate lens constructed at the Dunham Laboratory of Electrical Engineering, Yale University, is shown in Fig. 2. This lens, designed for operation at 3 cm, has a focal length of  $18\frac{1}{2}\lambda$ , an aperture of  $11\lambda$  (and hence an  $f$ -number of  $5/3$ ), and an effective index of refraction  $n = 0.6$ .

The most obvious disadvantage of the metal plate lens is evident from equation (3): it is the dependence of the equivalent index of refraction on the wavelength (or frequency). Experimental results<sup>5</sup> show that a useful bandwidth of not more than 5 per cent of the operating frequency can be achieved. This important limitation has led to the development of a broad-band lens at the Bell Telephone Laboratories<sup>8,9,10</sup>, in which so-called artificial dielectrics are utilized.

**Artificial-Dielectric Lenses**

When an ordinary dielectric is placed into an electric field  $\mathbf{E}$ , the dielectric is polarized to the extent  $\mathbf{P} = N\alpha_e\mathbf{E}$ , where  $N$  is

the number of molecules per unit volume, and  $\alpha_e$  the polarizability (always positive). It is customary to define a displacement vector  $\mathbf{D} = \epsilon\mathbf{E} = \epsilon_0\mathbf{E} + \mathbf{P}$  where  $\epsilon$  is the permittivity of the dielectric and  $\epsilon_0$  the permittivity of free space ( $\epsilon_0 = 8.85 \times 10^{-12}$  farad/metre in the m.k.s. system of units). Thus the permittivity is given by

$$\epsilon = \epsilon_0 + N\alpha_e \dots (4)$$

and the dielectric constant is given by the ratio

$$\kappa_e = \frac{\epsilon}{\epsilon_0} = 1 + N\frac{\alpha_e}{\epsilon_0} \dots (5)$$

Similarly, the magnetic permeability is given by

$$\mu = \mu_0 + N\alpha_m \dots (6)$$

where  $\mu_0$  is the permeability of free space ( $\mu_0 = 4\pi \times 10^{-7}$  henry/metre in the m.k.s. system) and  $\alpha_m$  the magnetic polarizability (may be positive or negative). The relative permeability is given by the ratio

$$\kappa_m = \frac{\mu}{\mu_0} = 1 + N\frac{\alpha_m}{\mu_0} \dots (7)$$

The polarizabilities  $\alpha_e$  and  $\alpha_m$  can be calculated for various geometric configurations; their values may be found in many advanced textbooks. The general shape of a molecule is usually assumed to be spherical; for a sphere,  $\alpha_e = 4\pi\epsilon_0a^3$  and  $\alpha_m = -2\pi\mu_0a^3$  where  $a$  is the sphere radius.

The index of refraction is given by

$$n = \sqrt{\kappa_e\kappa_m} \dots (8)$$

and is independent of frequency in the region where the wavelength is large compared with the size of the particles and the spacing between them.

It is found that an analogous artificial dielectric can be constructed by reproducing the molecular structure on a macroscopic scale; such a dielectric may consist of a lattice of metal spheres having a radius and separation which are small compared with the wavelength.

Fig. 3. Artificial-dielectric lens (cross-section)

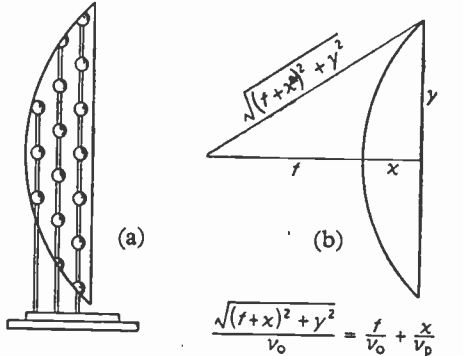
The artificial dielectric will have the properties described by equations (4) to (8), inclusive. Thus a lens like that in Fig. 3(a) may be constructed from small metal

spheres supported as shown. This lens will have the shape and action of a solid dielectric lens, and yet retain the weight advantage of the metal plate lens. Furthermore, the artificial-dielectric lens will have an index of refraction  $n = v_0/v_p$ , which is, essentially independent of frequency, except in the range where the size and separation of the elements become comparable with the wavelength.

To determine the contour of this lens, a procedure similar to that described in the case of the metal plate lens is followed. A comparison of paths (cf. Fig. 3(b)) yields the equation of a hyperbola; to transform the spherical waves emanating from a point source into plane waves, a hyperboloid of revolution is needed. It should be noted that the index of refraction  $n = v_0/v_p$  will be greater than 1 for artificial dielectrics, since here  $v_0 > v_p$ . This relationship accounts for the difference between the shapes of the metal plate lens previously described and the artificial-dielectric lens. The action of the latter is to delay the portion of the wavefront passing through the middle of the lens with respect to that passing through the edge, and this lens is therefore sometimes designated as a "delay lens."

The index of refraction of an artificial dielectric consisting of small spheres (radius  $a$ ) is given, from equation (8), by

$$n = \sqrt{(1 + 4\pi Na^3)(1 - 2\pi Na^3)} \quad (9)$$



$$x^2(n^2 - 1) + 2fx(n - 1) - y^2 = 0$$

(HYPERBOLA)

where  $N$  is the number of spheres per unit volume. It is seen that the value of  $n$  is reduced by the factor introduced in the second bracket under the radical. This

**Microwave Lenses—**

reduction can be eliminated if particles are used which are thin in the direction of propagation, and thus do not disturb the magnetic field. For such elements the index of refraction is given simply by

$$n = \sqrt{\kappa_e} = \sqrt{1 + N \frac{a^2}{\epsilon_0}} \quad \text{.. (10)}$$

The spheres of Fig. 3(a) are replaced by thin metal discs lying in vertical planes which are normal to the plane of the paper. Such a lens was first proposed by Kock<sup>8</sup>. The discs may be made of copper foil and affixed to thin slabs of polystyrene foam.\* The polarizability of a disc of radius  $a$




Fig. 4. Artificial-dielectric lens (metal strip type) being assembled.

is given by  $\alpha_e = 16\epsilon_0 a^3/3$  and the index of refraction is accordingly

$$n = \sqrt{1 + \frac{16}{3} a^3 N} \quad \text{.. (11)}$$

where  $N$  is the number of discs per unit volume. This lens, like the lens consisting of spherical elements, will beam waves of any arbitrary polarization, provided the elements are arranged isotropically.

If waves of only a single polarization need be considered, metal strips may be substituted for the discs. With reference to Fig. 3, these strips would extend horizontally, standing on edge in a vertical plane normal to the plane of the paper. One way of constructing such a lens is to stack "Styrofoam" slabs as shown in Fig. 4. Each slab is milled to accept

\* This material, known commercially as "Styrofoam" and manufactured by the Dow Chemical Company, has found wide application in antenna work because it is very light (yet comparatively rigid) and has a dielectric constant which differs only very slightly from that of free space.

metal strips of varying lengths (cf. Fig. 5) and arranged to give the desired hyperbolic contour. The polarizability of a strip of




Fig. 5. Element or metal strip type lens.

width  $d$  is given by  $\alpha_e = \pi\epsilon_0 d^2/4$  and the index of refraction is therefore

$$n = \sqrt{1 + \frac{\pi d^2 N}{4}} \quad \text{.. (12)}$$

where  $N$  is now the number of strips per unit area, looking on edgewise.

The assembled lens is shown in Fig. 6; designed for operation at 3 cm, it has a focal length of 17  $\lambda$  and an index of refraction of  $n = 1.375$ .

The Bell Telephone Company's microwave relay systems at present utilize both the metal plate and the artificial-dielectric lens: the former on the New York-Boston line, and the latter on the New York-Chicago line.

**Path-Length Lenses**

Since the above was written, still another type of delay lens




Fig. 6. Artificial-dielectric lens fully assembled.

has been developed at the Bell Telephone Laboratories: the path-length lens<sup>11</sup>. This lens, which has the over-all hyperbolic contour of Fig. 3(b), comprises corrugated metal plates arranged horizontally, or flat plates supported at an

angle with the horizontal. Either arrangement serves to "delay" the part of the wavefront passing through the centre of the lens with respect to that passing through the edge, thus giving focusing action. The main advantage of the new lens, as compared with the delay lens previously described, is simpler construction. The path-length lens retains the broadband characteristics of the earlier type and even improves upon them at the high-frequency end by eliminating dispersion and refraction; the only requirement is that the vertical spacing between the plates must be smaller than  $\lambda/2$  for the highest frequency desired.

**REFERENCES**

- 1 Friedlander, F. G., "A dielectric-lens aerial for wide-angle beam scanning," *J.I.E.E.*, Pt. IIIA, Vol. 93, p. 658, 1946.
- 2 Wilkes, G., "Lenses having a dimension of the order of a wavelength," *C. R. Acad. Sci. (Paris)*, Vol. 223, p. 1116, 1946.
- 3 Wilkes, G., "Wavelength lenses," *Proc. I.R.E.*, Vol. 36, p. 206, 1948.
- 4 Fry, D. W., "Some recent developments in the design of centimetric aerial systems," *J.I.E.E.*, Pt. IIIA, Vol. 93, p. 1497, 1946.
- 5 Kock, W. E., "Metal-lens antennas," *Proc. I.R.E.*, Vol. 34, p. 828, 1946.
- 6 Kock, W. E., "Radio lenses," *Bell Lab. Rec.*, Vol. 24, p. 193, 1946.
- 7 Rust, N. M., "The phase correction of horn radiators," *J.I.E.E.*, Pt. IIIA, Vol. 93, p. 50, 1946.
- 8 Kock, W. E., "Metallic delay lenses," *Bell Syst. Tech. Jour.*, Vol. 27, p. 58, 1948.
- 9 Kock, W. E., "Artificial dielectric lenses for microwaves," *Bell Lab. Rec.*, Vol. 26, p. 145, 1948.
- 10 Kock, W. E., "Broadband lens antenna for microwaves," *Electronics*, Vol. 21, p. 108 (April), 1948.
- 11 Kock, W. E., "Path-length microwave lenses," *Proc. I.R.E.*, Vol. 37, p. 852, 1949.

"Electrons in Triodes," the second of a series of educational booklets being produced by Ediswan, is now available gratis to radio societies, education authorities and other bona fide bodies. This 48-page booklet outlines briefly the historical development of the triode and gives an explanation of its working principles. The first booklet in the series covered diodes and subsequent issues will deal with screened grids, pentodes, beam tetrodes, frequency changers and multiple diodes. Requests for copies should be sent to the Ediswan Electric Co., 155, Charing Cross Road, London, W.C.2.

# AT LAST— BETTER ALL-DRY MINIATURES

**1R5**  
Heptode Frequency  
Changer

**1S4**  
Battery Beam Tetrode

**1S5**  
Battery Diode Pentode

**3S4**  
Battery Beam Tetrode

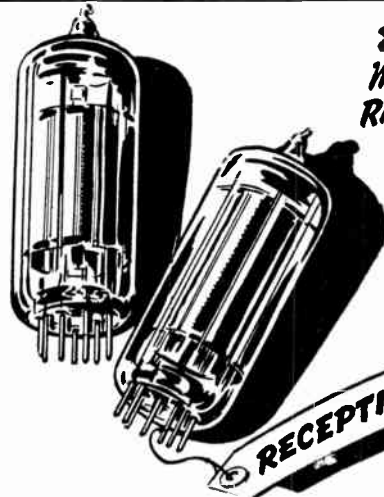
**1T4**  
Battery Pent. Vari-Mu

**3V4**  
Battery Beam Tetrode

Type Number	Application	Heater		Anode Voltage Normal	Screen Voltage Normal	Grid Voltage Normal	Anode Current mA	Screen Current mA	Impedance Ohms	Mutual Conductance mA/V	Optimum Load Ohms	Power Output Watts
		Volts	Amps.									
1T4	Batt. Pent. Vari-Mu	1.4	0.05	90	67.5	0/-16	3.5	1.4	500,000	0.9	—	—
1R5	Heptode F.C.	1.4	0.05	90	67.5	0/-14	1.6	3.2	600,000	300*	—	—
1S4	Batt. Beam Tetrode	1.4	0.1	90	67.5	-7	7.4	1.4	100,000	1.58	8000	0.27
1S5	Batt. Diode Pentode	1.4	0.05	90	67.5	0	1.6	0.4	600,000	0.63	—	—
3S4	Batt. Beam Tetrode	1.4 2.8	0.1 0.05	90	67.5	-7	7.4	1.4	100,000	1.58	8000	0.27
3V4	Batt. Beam Tetrode	1.4 2.8	0.1 0.05	90	90	-4.5	9.5	2.1	100,000	2.15	10000	0.27

\* Conversion Conductance in Micromhos.

GREATLY advanced engineering techniques have enabled us to produce *ALL-DRY* Miniatures that are better in every way. Every valve is individually **RECEPTION TESTED** and bears this identifiable seal. *BRIMAR ALL-DRY* Miniatures are suitable for every modern All-Dry Portable. Full details of their characteristics are shown in the table above.




✕ Meet us at  
**RADIOLYMPIA**  
Sept. 28-Oct. 8 ✕

**BRIMAR**

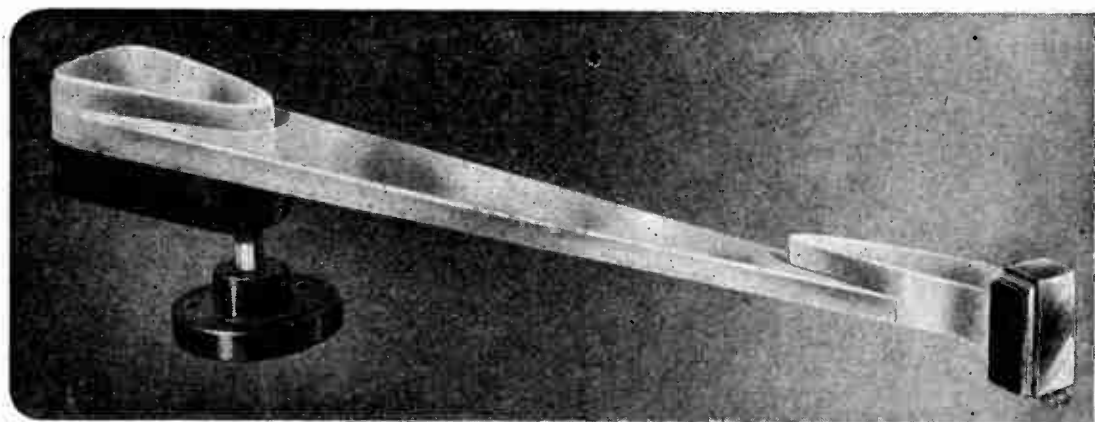
ALL-DRY MINIATURES

STANDARD TELEPHONES AND CABLES LIMITED, FOOTSCRAY, SIDCUP, KENT.



PRESENTS


## NEW TRUE FIDELITY



*And* TWO NEW  
'QUALITY' MICROPHONES

**MIC 22** Incorporates a sintercel insert which is more sensitive than sound-cell type: substantially flat response from 40 to 6,000 c.p.s.

**MIC 16** Incorporates the well-known floating sound-cell construction. Flat response from 30 to 10,000 c.p.s.

The **GP. 20** MICROCELL PICK-UP

The GP. 20 crystal pick-up establishes new standards in pick-up design. With provision for interchangeable pick-up head for "long-playing" records it has the following unique advantages;

- ★ 20 times greater output than comparable magnetic types.
- ★ Automatic bass-boost — can be fitted to any domestic radio without additional equalisers.
- ★ Needle talk and motor rumble negligible.
- ★ Record wear virtually eliminated.
- ★ Unbreakable and non-hygroscopic crystal element.
- ★ Permanent sapphire stylus eliminates needle-change.

PRICE £2 · 10 · 0 plus 21/5d. P.T.

★ SEE THEM AT RADIOLYMPIA · STAND 7 DEMONSTRATION ROOM D.10

*Other acos products:* GP. 10 Crystal pick-up — a general purpose model with patented unbreakable crystal assembly. GP. 12 High Fidelity model pick-up with permanent sapphire stylus and excellent performance. GP. 7 Magnetic pick-up head for soundbox replacement. GP. 6 Magnetic pick-up, good performance with robust construction. RH. 1 Disc cutter-head — good performance and modest price for the amateur. RH. 2 High quality cutter-head which requires no equaliser circuit.

COSMOCORD · LIMITED · ENFIELD · MIDDX.



# AIR RADIO

## New V.H.F. Equipment Shown at Farnborough

**T**HE exhibition of aircraft equipment, which accompanies the flying display held by the Society of British Aircraft Constructors at Farnborough, Hants, revealed an interestingly new development in the field of v.h.f. radio equipment for use in aircraft. Hitherto most makers have provided a number of alternative channels in the one set with some simple form

On the control box, which contains the crystals, are two switches, one marked in whole numbers of Mc/s from 118 to 131 and the other in decimal fractions of 0.1, 0.3, etc., up to 0.9Mc/s. Selection of the operating channel is then made by setting the switches to the frequency required, for example, 120.1, 124.5 and so on.

To facilitate channel selection and avoid the need for retuning circuits, wide-band inter-stage couplings are usually employed. The Standard 70-channel set uses two wide-band transmitter units to cover the 14-Mc/s band, the remote control unit selecting the appropriate transmitter. One receiver unit only is used.

Murphy was showing a multi-channel v.h.f. set also, but in this case they have anticipated future needs to the extent of providing 140 channels with 100-Kc/s separation. Crystal control of both the send and receive frequencies is adopted and here again comparatively few crystals suffice for all purposes.


Channel selection is made on the basis of the frequency required, two switches being employed for the transmitter and two for the receiver. One selects the whole number of the frequency between



Control Unit of Murphy 140-channel v.h.f. transmitter-receiver. In each case one knob selects the whole number and another the decimal part of the operating frequency.

of selecting switch. In recent years the tendency has been for more and more channels to be made available, but this year some makers have decided to anticipate future requirements and provide the maximum number possible in the allotted band of 118 to 132Mc/s.

At present the channel separation is fixed at 200Kc/s, which allows for 70 channels and equipment giving this number was shown by Standard Telephones. The send and receive frequencies are crystal controlled on all channels, but individual crystals are not used; indeed, it would be uneconomical so to do and the circuit is so arranged that 24 crystals are made to provide all the necessary frequency pegging.



Ekco airport installation consisting of two transmitters, two receivers, power supplies and remote control panel.

118 and 131Mc/s, while the other selects the decimal fraction.

The transmitter circuits are, in this case, divided into 7 bands of 2Mc/s each, while the receiver has 5 bands of 3Mc/s and the switching automatically selects the required crystals and, by remote control, the appropriate transmitter and receiver bands.

A v.h.f. transmitter-receiver covering a considerably wider frequency range was shown by Ekco. It has been developed for the Ministry of Supply and is capable of providing, by remote control alone, some 312 channels spaced 180Kc/s apart in the band 100 to 156Mc/s or 281 channels with 200Kc/s spacing. The equipment is divided into five units comprising aerial unit, transmitter-receiver, main controller and power-modulator respectively. In addition Ekco had some lightweight v.h.f. equipments pro-




Plasley PTR61 lightweight aircraft v.h.f. equipment providing six crystal-controlled channels.

**Air Radio—**

viding up to 21 channels by the movement of a single switch.

There was a new v.h.f. aircraft set shown by Plessey known as the PTR61 and which has been designed for use where small size and low weight are of first importance, with simplicity of operation a close second. Six spot frequencies, all crystal controlled, in the band 116 to 132Mc/s are provided, but as crystals can be changed easily in the air many more channels are potentially available. A single control suffices to tune simultaneously both the transmitter and the receiver. The set gives intercom facilities for three positions in the aircraft.

For airport use Plessey were showing a single-channel crystal



Redifon 300-watt airport transmitter designed for ease of transport.

controlled receiver covering 116 to 132Mc/s, while another set of a somewhat similar kind was seen on the Ekco stand. These sets are primarily for rack mounting with separate receivers permanently set up on the various frequencies used by the airport where they are installed.

Other v.h.f. equipment seen this year was a twin-channel transmitter and receiver in rack

form for airports made by Ekco, a 50-watt twin-channel transmitter, with both transmitters taking the same modulation, shown by Standard and a 100-watt twin transmitter working on spot frequencies in two bands, one being 116 to 132Mc/s and the other 2.5 to 13Mc/s. The last mentioned is a Plessey product known as the PT16.

Whilst the predominating interest was in the new v.h.f. equipment the other aspects of aircraft communications and radio navigation were not entirely forgotten. For example, Cossor Radar had an improved GEE ground station and a new miniature GEE receiver designed especially for small aircraft and very simple to operate. All the information needed to fly along a GEE lattice line is given by a visual "left-right" pointer indicator.

Also for air navigation Ferranti showed a prototype version of a new Consol and Radio Range Receiver, combining also facilities for r.t. reception in the band 225 to 510Kc/s. It is a miniature set measuring  $4 \times 8 \times 5\frac{1}{2}$  in only.


Another aid to air navigation was the Cloud and Collision Warning Radar operating in the centimetre band made by Ekco. Clouds up to 40 miles away are clearly visible on the display unit.

High-power ground transmitters for point-to-point communication for use as aircraft beacons and for long-distance communication with aircraft in the medium and high frequency bands, were shown this year. Redifon had a 300-watt transmitter which, while extremely robust, can readily be separated into three self-contained units each under 200lb in weight. This should help to solve some of the difficulties often met with when moving heavy equipment to remote airfields.

An output of 300 watts is also given by the new Cossor Radar airport transmitter which is capable of operation over the band 1.5 to 20 Mc/s using either telephony or c.w. or m.c.w. telegraphy.

A new communications receiver for ground use was shown by Redifon in the form of a junior version of the R50 set. Housed in the same cabinet and having most of the distinctive features

of this set, it differs primarily in the frequency coverage provided. In the R50A, as it is called, the coverage is from 585Kc/s to 32Mc/s in five ranges and one i.f. amplifier only is needed, which in this case is 465Kc/s.



Marconi AD94 lightweight aircraft communication receiver.

Another recently introduced communications set, designed for use in aircraft, is the Marconi AD94 which is described as a high discrimination set in view of the small increments of calibration actually appearing on the extremely long moving tape scales. Calibrations are made at intervals of 10Kc/s, but much closer reading, and setting, than this is possible. It covers 2 to 18.5Mc/s and 150 to 510Kc/s.

For medium and high frequency operation in aircraft Marconi was showing, among other apparatus, a new high-power transmitter, the AD107 giving between 100 and 150 watts output on ten spot frequencies in the band 2 to 18.5Mc/s and 10 to 120 watts from 320 to 250Kc/s. A 140-watt 12-channel aircraft transmitter for a similar service was included in the Standard range of aircraft sets. The frequency range is 2.8 to 18Mc/s.

#### " WIRELESS WORLD " DIARY

ALL available copies of the *Wireless World* Diary for 1950 are being distributed by 12th October to newsagents and booksellers. The new edition of this useful pocket-sized book contains an 80-page reference section of technical data and general information which has again been revised. New and more convenient valve base tables show the connections of over 600 valves, and v.h.f. aerial data for the projected new B.B.C. services are given. The price of the Diary is 3s 4½d, including purchase tax.

# MAINS-BATTERY TURNTABLE

THE public address operator finds, in general, a wide variety of apparatus from which he may choose to suit his needs. If, however, he wishes to reproduce gramophone records through a mobile public address system, such as a loudspeaker van, he is forced either to purchase a turntable which will operate directly from a battery supply, or to use one with a clockwork motor which requires frequent rewinding.

The ordinary a.c. mains induction turntable forms a part of the equipment of most public address engineers, and it can quite simply be operated by means of a special vibrator pack from a 12-volt car battery. This device has several

motor to the vibrator, into one which is resistive or capacitive.

It is well known that the breaking of a current in an inductive circuit causes high e.m.f.s to be set up, and in this case if C is omitted heavy sparking occurs at the vibrator contacts. If C is inserted,

pedance of the motor and C in series is greater, the motor torque is less. Thus a value of C must be struck which eliminates sparking, while not unduly reducing the torque.

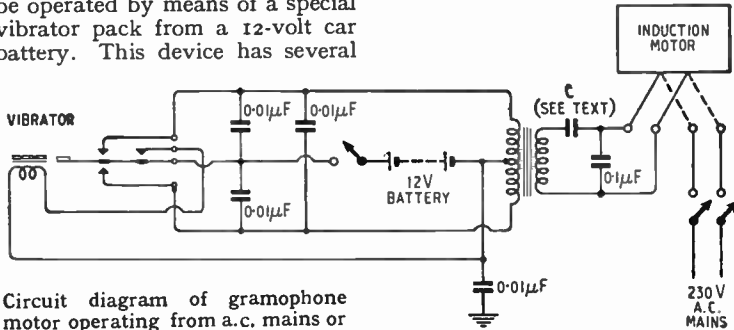
A preliminary estimate of the approximate value of C can be made by assuming a vibrator frequency of 100 c/s and calculating a value of C which will have the same reactance as the inductive reactance of the motor. The latter can be calculated (if we ignore such things as change of phase angle with load) from a knowledge of the power consumed, the supply voltage and the d.c. resistance of the windings. In a particular case, the calculated value turned out to be 0.34  $\mu$ F, and in practice a value of 0.25  $\mu$ F was found to be satisfactory.

The current taken by the vibrator pack from a 12-volt battery is a little under 3 amps. This vibrator pack has had many hours of use and continues to function very satisfactorily. Similar methods could, no doubt, be employed for the running of other small mains motors from a low-voltage d.c. source.

## A Simple Circuit

### Suitable for Public Address Work

By I. C. HUTCHESON, M.A.



Circuit diagram of gramophone motor operating from a.c. mains or car accumulator.

advantages over the use of a rotary converter. The initial cost is lower, there is a moderate saving in size and weight, the noise is very much less and there is considerable reduction in current consumption.

The apparatus consists of a non-synchronous vibrator, a vibrator transformer with a centre-tapped primary and a number of small condensers. All these can be comfortably accommodated under the motor board of the normal turntable with the exception of the vibrator, which may be arranged to plug in through the board and thus be readily changeable.

The circuit, which is given above, is basically the same as that of a normal power pack giving an unsmoothed output of 230 volts a.c. at the vibrator frequency of about 100 c/s. There is, however, an important modification which consists of the condenser C in series with the motor winding. This has the effect of turning the inductive load, presented by the

however, and a suitable value discovered by trial and error, the sparking can be reduced to negligible proportions. Under these conditions the vibrator remains cool and does not burn out. With values of C below that giving resistive conditions, there is no further alteration in the amount of sparking, and, as the total im-

## PROXIMITY METER

THIS instrument, illustrated here, has many industrial applications for the control of thickness and composition in non-conducting films, the setting up of machine tools, etc. It functions on the measurement of minute changes of capacitance and has a sensitivity of 0.01 pF.

The manufacturers of the meter are Fielden (Electronics), Holt-Town Works, Manchester, 10.



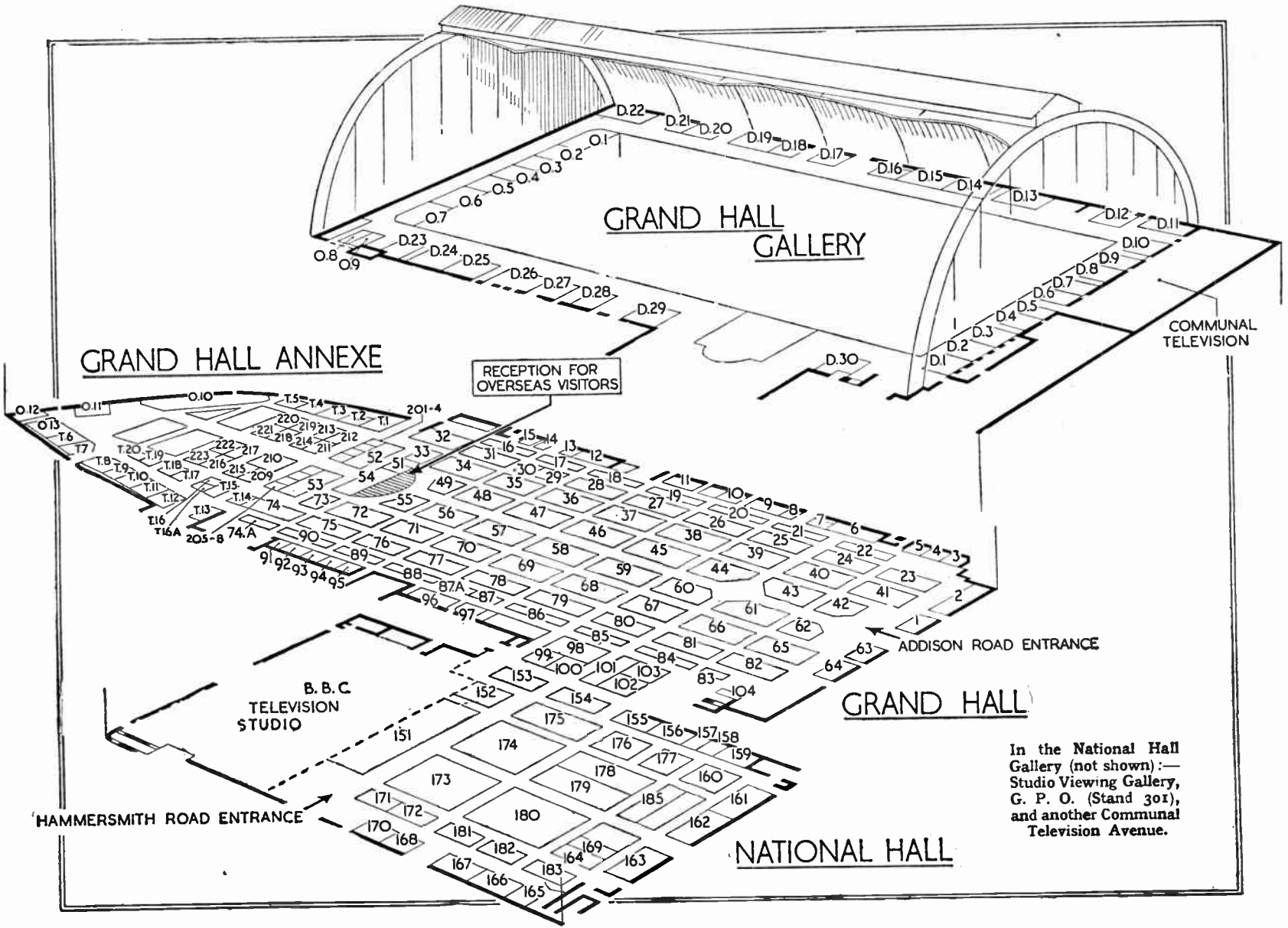
# NATIONAL RADIO EXHIBITION, 1949

OLYMPIA, LONDON. Wednesday, 28 SEPTEMBER, to Saturday, 8 OCTOBER

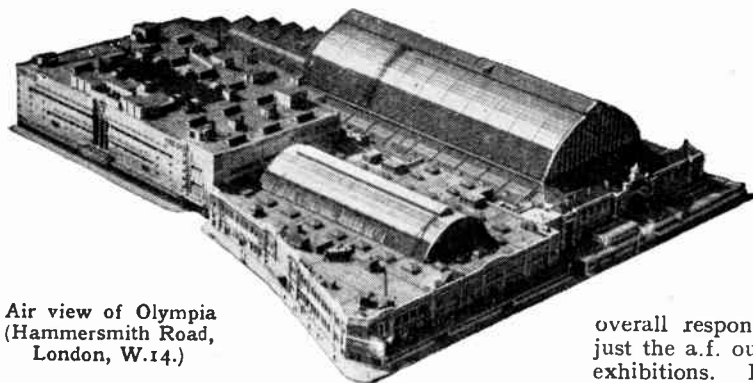
(Open daily, except Sunday, 11 a.m.—10 p.m. Admission 2/6)

## Alphabetical List of Exhibitors and Guide to the Stands

Name	Stand	Name	Stand	Name	Stand	Name	Stand
A.W.F.	203	D.S.I.R.	52	K.B.	65	" Practical Wireless "	100
Ace	21	" Daily Mail "	220, 221	Keith Prowse	104	Pyc	72, 180
Acos (Cosmocord)	7	Dallas	T8	Kerry's	T1	Qualrad	202
Acoustical Mfg.	91	Decca	41	Kleergaze (Levene)	158	R.A.F. (Air Ministry)	74
Acrylite (Motor and Air)	164	Defiant (Co-op W. Soc.)	28	L.E.S.	T17	R.C.E.E.A.	152
Admiralty	73	Dibben	T20	L. & P. Factors	T11	R.E.M.E. (War Office)	53
Advance	209	Dubilier	82	Lectrona (Acoustic Products)	208	R.G.D.	37
Aerialite	62	Dynatron	2	Lee	157	R.W.F.	T9
Airmec	156	E.I.B.A.	T16A	Lloyds Bank	162	Radiomobile	42
Alba (Balcombe)	44	E.M.I.	67	Long & Hambly	14	Regentone	59
Albion	T10	E.R.I.C.	181	Lowther	165	Roberts	96
Ambassador (Fitton)	80	Econasign	169	Lugton	T7	Rola (Brit. Rola)	87A
Amplion	20	Eddystone (Stratton)	182	M.S.S.	76	Romac	88
Antiference	64	Ediswan	47	McMichael	70	Rota-Time	103
Armstrong	92	Elex (Eastick)	T3	Magnavista (Metro-Pex)	10	Royal Signals (War Office)	32
Auratone	T16	Ekco (E. K. Cole)	58, 153	Marconi	174	Scott	201
Avo (Automatic Coil Winder)	85	" Electrical & Radio Trading "	T14	Marconi Inst.	154	Scott Wire	8
B.B.C.	151	Electron (New London)	98	Marconiphone	48	Servisol	216
B.R.E.M.A.	211	" Electronic Engineering "	155	Martins Bank	159	Shannons & Bishop	T19
B.R.V.M.A.	214	Erie	86	Masteradio	41	Simon	213
B.S.R.	81	Etronic (Hale)	68	Metrovick	179	Sobell	23, 24
B.T.H.	178	" European Radio Programme "	94	Midland Bank	161	Standard	173
Bafflette (Allan Radio)	49	Ever Ready	46	Min. of Civil Aviation	33	T.C.C.	75
Baird (Scophony)	27	Ferguson	40	Min. of Supply	54	Taylor	16
Barclays Bank	166	Ferranti	43	Mullard	36, 176, 210	Telcon (T.C.M.C.)	30
Beethoven	11	Franklin	204	Multicore	83, 84	" Television Weekly "	168
Belclere (Bell & Croyden)	3	G.E.C.	38, 175	Murphy	56, 160	Trix	101
Belling-Lee	25	G.P.O.	301	National Prov. Bank	163	Truvox	18
Bernards	217	Gamma	4	Nettlefolds (Guest-Keen)	185	Ultra	78
B.I. Callender's	55	Garrard	79	Norman (Rose)	T6	Vidor	69
Board of Trade	51	General Sonic	74A	Oldham	218	Vitavox	12
Brimar (Standard)	60	Goldring (Scharf)	97	Ossicaide (V. A. Foot)	170	W.B. (Whiteley)	77
Brit. Moulded Plastics	22	Goodmans	6	Peerless	15	Wearite (Wright & Weaire)	63
British Railways	171	Grampian	90	Petter	T18	Webber	T2
Brown Bros.	T12	H.M.V. (Gramophone Co.)	57	Philco	39	Westinghouse	177
Bulgin	1	Haynes	9	Phillips	34	Westminster Bank	167
Burndept	172	Hazlehurst	205	" Pianomaker, Music Seller & Radio Retailer "	T13	Weston (Sangamo)	219
Bush	66	Hobday	T15	Pilot	45	Wharfedale	215
Celestion	87	Houghton & Osborne	93	Plus-a-Gram (Margolin)	102	Winter Trading	T5
Champion	26	Hunt	17	Polar (Wingrove & Rogers)	212	" Wireless & Electrical Trader "	T4
Chloride	19	Imhof	89, 183	Portogram	99	" Wireless World "	29
Collaro	61	Invicta	71			Wolsey	13
Concordia	5	Judge	206				
Connoisseur (Stugden)	207						
Cossor	35						



In the National Hall Gallery (not shown):—  
 Studio Viewing Gallery,  
 G. P. O. (Stand 301),  
 and another Communal  
 Television Avenue.



Air view of Olympia  
(Hammersmith Road,  
London, W.14.)

**I**N preparing our "Guide to the Show" we have this year adopted a different method of presentation in the belief that it gives a more comprehensive view of the present activities of the firms represented, both for the visitor to the show and those who will have to depend on the pages of *Wireless World*. All the main products of the radio industry are classified under convenient headings, and the exhibitors of any particular product, with their stand numbers, can be found in a moment. These tables, which are on pp 379-382, are as complete as they can be up to the time of going to press.

It is not easy to pick outstanding features from the mass of information obtained from manufacturers, but it would appear that the return of the television-broadcast-radiogramophone set is *the* feature of Radiolympia, 1949, which, organized by the Radio Industry Council, is the sixteenth in the series. There will, of course, be the usual "surprise" items, details of which have been kept closely guarded by manufacturers until the show opened.

### Television and Sound Distribution

Television is the *pièce de résistance*, and nearly 40 manufacturers are exhibiting sets. Special arrangements have been made to provide visitors with facilities for viewing both the transmitted scene and the received picture. The B.B.C. television studio in the National Hall, which is more than twice the size of the entire studio space at Alexandra Palace, is overlooked by a glass-enclosed gallery from which visitors can watch rehearsals and performances. The studio equipment includes three of the new C.P.S. Emitron cameras.

Additional floor space and improved arrangements for the viewing of a variety of receivers in the television communal demonstration avenues in the two galleries have been provided this year. In addition to these, a number of manufacturers have their own demonstration rooms where both sound and vision receivers are demonstrated. A list of these is given at the end of the numerical list of stand holders on p 384.

As already announced, a radio-frequency distribution system is fed to the demonstration rooms. Long- and medium-wave transmissions picked up by an aerial erected on the roof of the hall are fed by r.f. to these rooms, thus enabling visitors to assess the

# CLASSIFIED

## Principal Classes of Exhibits at a Glance

overall response of broadcast receivers instead of just the a.f. output as has been the case at previous exhibitions. In conjunction with this system, a specially recorded programme of speech and music is distributed on 767 kc/s (391.1 metres)—the frequency of the Scottish Home Service, which is not normally receivable at an entertainment value in London.

Our tabular guide to the show deals only with the commercial exhibits. There are, in addition, a number of stands occupied by non-commercial producers and users of radio and electronic equipment including the Ministries of Supply, Air and Civil Aviation, the D.S.I.R., G.P.O., Board of Trade and the Armed Forces. One section of the Post Office exhibit, which is located on a large site in the National Hall Gallery, is devoted to a display dealing with the suppression of electrical interference. An Interference Information Bureau is also provided. In another section a Post Office coast station is reproduced and visitors can see how distress calls from ships are dealt with. The part played by the Post Office in the extension of the television service to the Midlands—the provision of the radio and cable links—is also shown.

The cathode-ray direction-finding equipment for the location of thunderstorms, as used by the forecasting stations of the Meteorological Office at Dunstable, Camborne, Leuchars and Irvinestown, is being demonstrated by the Department of Scientific and Industrial Research. The D.S.I.R. is also showing the apparatus used by its Radio Research Station at Slough for ionospheric sounding.

Radio research and development work undertaken at the various establishments of the Ministry of Supply are featured on Stand 54. Among the equipment shown is a pulse code modulator designed to code and decode speech and automatic frequency-selecting mechanism for airborne transmitter-receivers.

Ground controlled Approach equipment (G.C.A.) is shown on the stand of the Ministry of Civil Aviation to demonstrate its use at London Airport. Visitors can watch the course of a model aircraft as it comes in to land and at the same time see the "blips" on the G.C.A. screen.

The War Office has two stands. One is devoted to a display showing the diversity of wireless equipment used by the Army. It includes the latest "walkie-talkie" (No. 88) receiver which is frequency modulated. This stand is staffed by Royal Signals. The maintenance of Army telecommunication and electronic control equipment is the responsibility of R.E.M.E., and members of the Corps are demon-



ACCESSORIES : Including Materials, Valves and Non-electronic Rectifiers

FIRM	(Stand)	Aerials				Valves	C.R. tubes	Photocells	Metal rectifiers	Crystal valves	Time switches	Batteries	Power units	Interference suppressors	Magnets	Magnetic materials	Wire & cable	R.F. cable	Insulants	Solder	Television pre-ampl.	Television lenses
		Broadcast	Television & E.H.F.	Anti-interference	Car																	
Acrylite ...	(164)	•	•	•	•	•	•	•	•	•	•	•	•	•	•	•	•	•	•	•	•	
Aerialite ...	(62)	•	•	•	•	•	•	•	•	•	•	•	•	•	•	•	•	•	•	•	•	
Amplion ...	(20)	•	•	•	•	•	•	•	•	•	•	•	•	•	•	•	•	•	•	•	•	
Antiference ...	(64)	•	•	•	•	•	•	•	•	•	•	•	•	•	•	•	•	•	•	•	•	
B.I. Callender's ...	(55)	•	•	•	•	•	•	•	•	•	•	•	•	•	•	•	•	•	•	•	•	
B.T.H. ...	(178)	•	•	•	•	•	•	•	•	•	•	•	•	•	•	•	•	•	•	•	•	
Belling-Lee ...	(25)	•	•	•	•	•	•	•	•	•	•	•	•	•	•	•	•	•	•	•	•	
Brimar ...	(60)	•	•	•	•	•	•	•	•	•	•	•	•	•	•	•	•	•	•	•	•	
Bulgin ...	(1)	•	•	•	•	•	•	•	•	•	•	•	•	•	•	•	•	•	•	•	•	
Concordia ...	(5)	•	•	•	•	•	•	•	•	•	•	•	•	•	•	•	•	•	•	•	•	
Cossor ...	(35)	•	•	•	•	•	•	•	•	•	•	•	•	•	•	•	•	•	•	•	•	
Dubiller ...	(82)	•	•	•	•	•	•	•	•	•	•	•	•	•	•	•	•	•	•	•	•	
Chloride ...	(19)	•	•	•	•	•	•	•	•	•	•	•	•	•	•	•	•	•	•	•	•	
E.M.I. ...	(67)	•	•	•	•	•	•	•	•	•	•	•	•	•	•	•	•	•	•	•	•	
Eddystone ...	(182)	•	•	•	•	•	•	•	•	•	•	•	•	•	•	•	•	•	•	•	•	
Ediswan ...	(47)	•	•	•	•	•	•	•	•	•	•	•	•	•	•	•	•	•	•	•	•	
Ekco ...	(58, 153)	•	•	•	•	•	•	•	•	•	•	•	•	•	•	•	•	•	•	•	•	
Electron ...	(98)	•	•	•	•	•	•	•	•	•	•	•	•	•	•	•	•	•	•	•	•	
Erie ...	(86)	•	•	•	•	•	•	•	•	•	•	•	•	•	•	•	•	•	•	•	•	
Etronic ...	(68)	•	•	•	•	•	•	•	•	•	•	•	•	•	•	•	•	•	•	•	•	
Ever Ready ...	(46)	•	•	•	•	•	•	•	•	•	•	•	•	•	•	•	•	•	•	•	•	
Franklin ...	(204)	•	•	•	•	•	•	•	•	•	•	•	•	•	•	•	•	•	•	•	•	
G.E.C. ...	(38, 175)	•	•	•	•	•	•	•	•	•	•	•	•	•	•	•	•	•	•	•	•	
Houghton & Osborne ...	(93)	•	•	•	•	•	•	•	•	•	•	•	•	•	•	•	•	•	•	•	•	
Kerry's ...	(T1)	•	•	•	•	•	•	•	•	•	•	•	•	•	•	•	•	•	•	•	•	
Magnavista ...	(10)	•	•	•	•	•	•	•	•	•	•	•	•	•	•	•	•	•	•	•	•	
Marconiphone ...	(48)	•	•	•	•	•	•	•	•	•	•	•	•	•	•	•	•	•	•	•	•	
Metrovick ...	(179)	•	•	•	•	•	•	•	•	•	•	•	•	•	•	•	•	•	•	•	•	
Mullard ...	(36, 176, 210)	•	•	•	•	•	•	•	•	•	•	•	•	•	•	•	•	•	•	•	•	
Multicore ...	(83, 84)	•	•	•	•	•	•	•	•	•	•	•	•	•	•	•	•	•	•	•	•	
Oldham ...	(218)	•	•	•	•	•	•	•	•	•	•	•	•	•	•	•	•	•	•	•	•	
Quairad ...	(202)	•	•	•	•	•	•	•	•	•	•	•	•	•	•	•	•	•	•	•	•	
Radiomobile ...	(42)	•	•	•	•	•	•	•	•	•	•	•	•	•	•	•	•	•	•	•	•	
Rola ...	(87a)	•	•	•	•	•	•	•	•	•	•	•	•	•	•	•	•	•	•	•	•	
Rota-Time ...	(103)	•	•	•	•	•	•	•	•	•	•	•	•	•	•	•	•	•	•	•	•	
Scott ...	(201)	•	•	•	•	•	•	•	•	•	•	•	•	•	•	•	•	•	•	•	•	
Scott Wire ...	(8)	•	•	•	•	•	•	•	•	•	•	•	•	•	•	•	•	•	•	•	•	
Standard ...	(173)	•	•	•	•	•	•	•	•	•	•	•	•	•	•	•	•	•	•	•	•	
Talcon ...	(30)	•	•	•	•	•	•	•	•	•	•	•	•	•	•	•	•	•	•	•	•	
Vidor ...	(69)	•	•	•	•	•	•	•	•	•	•	•	•	•	•	•	•	•	•	•	•	
W.B. ...	(77)	•	•	•	•	•	•	•	•	•	•	•	•	•	•	•	•	•	•	•	•	
Wearite ...	(63)	•	•	•	•	•	•	•	•	•	•	•	•	•	•	•	•	•	•	•	•	
Westinghouse ...	(177)	•	•	•	•	•	•	•	•	•	•	•	•	•	•	•	•	•	•	•	•	
Wolsey ...	(13)	•	•	•	•	•	•	•	•	•	•	•	•	•	•	•	•	•	•	•	•	

SCIENTIFIC, INDUSTRIAL AND MEDICAL APPARATUS : Equipment for Applied Electronics

FIRM	(Stand)	Radio heaters	Electronic meters	Control devices	Counters	Medical app.	Hearing aids	Computers	Magnetic amplifiers
Acos ...	(7)	•	•	•	•	•	•	•	•
Airmec ...	(156)	•	•	•	•	•	•	•	•
Auratone ...	(T16)	•	•	•	•	•	•	•	•
B.S.R. ...	(81)	•	•	•	•	•	•	•	•
B.T.H. ...	(178)	•	•	•	•	•	•	•	•
Balclaire ...	(3)	•	•	•	•	•	•	•	•
Cossor ...	(35)	•	•	•	•	•	•	•	•
Dynatron ...	(2)	•	•	•	•	•	•	•	•
Ekco ...	(58, 153)	•	•	•	•	•	•	•	•
G.E.C. ...	(38, 175)	•	•	•	•	•	•	•	•
K.B. ...	(65)	•	•	•	•	•	•	•	•
Marconi Inst. ...	(154)	•	•	•	•	•	•	•	•
Metrovick ...	(179)	•	•	•	•	•	•	•	•
Murphy ...	(56, 160)	•	•	•	•	•	•	•	•
Oscalside ...	(170)	•	•	•	•	•	•	•	•
Taylor ...	(16)	•	•	•	•	•	•	•	•



TRANSMITTERS : Including Radar and Low-power Transmitter/Receivers

FIRM	(Stand)	Broadcasting	Point-to-point	Television	Airport	Airborne	Marine	Mobile V.H.F.	Radar
B.T.H. ...	(178)	•	•	•	•	•	•	•	•
Ekco ...	(58, 153)	•	•	•	•	•	•	•	•
G.E.C. ...	(38, 175)	•	•	•	•	•	•	•	•
Marconi ...	(174)	•	•	•	•	•	•	•	•
Metrovick ...	(179)	•	•	•	•	•	•	•	•
Mullard ...	(36, 176, 210)	•	•	•	•	•	•	•	•
Murphy ...	(56, 160)	•	•	•	•	•	•	•	•
Pya ...	(72, 180)	•	•	•	•	•	•	•	•
Romac ...	(88)	•	•	•	•	•	•	•	•
Standard ...	(173)	•	•	•	•	•	•	•	•
W.B. ...	(77)	•	•	•	•	•	•	•	•

M. Meteorological.





(Below) Pye Model D18T television console.




McMichael Model 492 console a.c. receiver.

Murphy baffle type receiver, Model A146C.




Bush DAC90 mains portable.





Baird "Everyman" television receiver.

H.M.V. 1851 television receiver with 15-in tube and all-wave set.



Invieta Model 55 portable ("Twin-victa").

(Right) Philips Model 291U mains portable.



Vidor a.c./battery attaché portable.

Cossor 914 television set with 10-in tube and all-wave broadcast receiver.



Ekco TSC93 television console.

COMPONENTS : Excluding Accessories and Sub-Assemblies

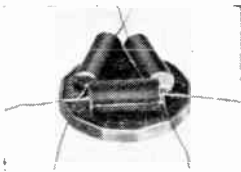
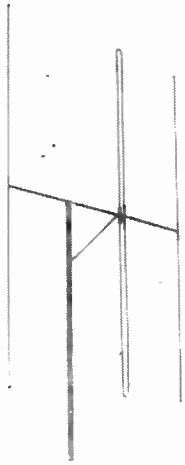
FIRM	(Stand)	Capacitors				Resistors				Switches	Coils, R.F.	Transformers, Mains	Transformers, Audio	Plugs, sockets, connectors	Chassis fittings (valveholders, etc.)	Cabinets, racks, chassis	Dials, drives, knobs	Relays	Vibrators	Television scan. coils	Television E.H.T. units
		Fixed	Variable	Trimmers	Non-ohmic	Fixed	Fixed high-stability	Fixed wire-wound	Variable												
Advance	(209)																				
Aerialite	(62)																				
Antiference	(64)																				
B.S.R.	(81)																				
Belling-Lee	(25)																				
B. I. Callender's	(55)																				
Brimar	(60)																				
Brit. Moulded Plastics	(22)																				
Bulgin	(1)																				
Burndept	(172)																				
Celestion	(87)																				
Dubilier	(82)																				
E.R.I.C.	(181)																				
Eddystone	(182)																				
Ealex	(73)																				
Erie	(86)																				
Franklin	(204)																				
Goodmans	(6)																				
Gramplan	(90)																				
Haynes	(9)																				
Hazlehurst	(205)																				
Houghton & Osborne	(93)																				
Hunt	(17)																				
Imhof	(89, 183)																				
Lectrona	(157)																				
Metrovick	(179)																				
Mullard	(36, 176, 210)																				
Nettlefolds	(185)																				
Norman	(76)																				
Polar	(212)																				
Pye	(72, 180)																				
Qualrad	(202)																				
Rola	(87a)																				
T.C.C.	(75)																				
Taylor	(16)																				
Truvox	(18)																				
W.B.	(77)																				
Wearite	(63)																				
Weston	(219)																				
Wharfedale	(215)																				

SOUND REPRODUCING EQUIPMENT : Audio-Amplifiers and Electro-Acoustic Apparatus

FIRM	(Stand)	Microphones	Pickups	Amplifiers	Loudspeakers	Recorders	Electric gramophones	Gram. motors	Record players	Intercom. sets	FIRM	(Stand)	Microphones	Pickups	Amplifiers	Loudspeakers	Recorders	Electric gramophones	Gram. motors	Record players	Intercom. sets
Ace	(21)										Lectrona	(208)									
Acos	(7)										Lowther	(165)									
Acoustical Mfg.	(91)										M.S.S.	(76)									
Airmec	(156)										McMichael	(70)									
Amplion	(20)										Marconiphone	(48)									
B.S.R.	(81)										Metrovick	(179)									
Bafflette	(49)										Mullard	(36, 176, 210)									
Celestion	(87)										Murphy	(56, 160)									
Collaro	(61)										Peerless	(15)									
Connoisseur	(207)										Plus-a-gram	(102)									
Dallas	(78)										Portogram	(99)									
Decca	(41)										Pye	(72, 180)									
Dynatron	(2)										R.G.D.	(37)									
E.M.I.	(67)										Rola	(87a)									
E.R.I.C.	(181)										Romac	(88)									
Eddystone	(182)										Simon	(213)									
Ediswan	(47)										Standard	(173)									
G.E.C.	(38, 175)										Trix	(101)									
Garrard	(79)										Truvox	(18)									
Goldring	(97)										Vidor	(69)									
Goodmans	(6)										Vitavox	(12)									
Gramplan	(90)										W.B.	(77)									
H.M.V.	(57)										Wearite	(63)									
Haynes	(9)										Wharfedale	(215)									
Judge	(206)																				
K.B.	(65)																				

C, Record Changers; D, Disc Recorders; M, Magnetic Recorders.

(Below) : Wolsley tele-  
vision aerial with  
folded dipole.




Hunt's moulded  
paper capacitors  
(up to 0.01 $\mu$ F)  
on a 3d piece.




New Dubilier Type  
Q volume control  
with switch.



Vitavox hand mi-  
crophone.




Antiference "X"  
television aerial.



Belling-Lee anti-inter-  
ference aerial kit.



(Left) Telcon 300- $\Omega$   
transmission line  
Type K35.



(Right) Wharfedale  
"Super 12" loud-  
speaker.




Erie diode filter unit.




Avo electronic test  
unit.


Sangamo-Weston  
Model S75 portable  
test set.



E.R.I.C. valve volt-  
meter with ranges  
up to 1,000V.



Marconi In-  
struments high-  
velocity level re-  
corder Type TF946.



R.G.D. mag-  
netic tape  
recorder.



Collaro RC500 rim-  
drive automatic  
record-changer.

# NUMERICAL LIST OF STANDHOLDERS

## Names and Addresses of Exhibitors : List of Demonstration Rooms

- |   |  |  |
|---|--|--|
| 1 A. F. Bulgin & Co., Bye-Pass Rd., Barking, Essex.                                       | 71 Invieta Radio, 79, Parkhurst Rd., London, N.7.  | 174 Marconi's Wireless Telegraph Co., Marconi House, Chelmsford, Essex.                  |
| 2 Dynatron Radio, Perfecta Works, Ray Lea Rd., Maidenhead, Berks.                         | 72 Fps. Radio Works, Cambridge.  | 175 General Electric Co., Magnet House, Kingsway, London, W.C.2.                         |
| 3 John Bell & Croden, 50-54, Wignore St., London, W.1.                                    | 73 Admiralty, Whitehall, London, S.W.1.  | 176 Mullard Electronic Products, Century House, Shaftesbury Ave., London, W.C.2.         |
| 4 Gama Electronics, Burwood Rd., Hersham, Surrey.   | 74 Air Ministry, London, S.W.1.  | 177 Westinghouse Brake & Signal Co., 82, York Way, London, N.1.                          |
| 5 Concordia Electric Wire & Cable Co., Long Eaton, Nr. Nottingham.                        | 74a General Sonic Radios, 21-24, Shene St., London, E.C.1.                                     | 178 British Thomson-Houston Co., Rugby, Warwick.   |
| 6 Goodmans Industries, Lancelot Rd., Wembley, Middx.                                      | 75 Telegraph Condenser Co., Wales Farm Rd., London, W.3.                                       | 179 Metropolitan Vickers Electrical Co., Trafford Park, Manchester, 17, Lancs.           |
| 7 Cosmoord, 700, Gt. Cambridge Rd., Enfield, Middx.                                       | 76 M.S.S. Recording Co., Poyle Close, Colnbrook, Bucks.  | 180 Fps. Radio Works, Cambridge.   |
| 8 Scott Insulated Wire Co., Queensland Works, Westmoreland Rd., London, N.W.9.            | 77 Whiteley Electrical Radio Co., Victoria St., Mansfield, Notts.                              | 181 Electrical & Radiological Instrument Co., 54-56, Church Rd., London, W.3.            |
| 9 Haynes Radio, Queensway, Enfield, Middx.  | 78 Ultra Electric, Western Avenue, London, W.3.  | 182 Stratton & Co. Eddington Works, Alvechurch Rd., Birmingham, 31, Warwick.             |
| 10 Metro-Fer, 26, Gt. Portland St., London, W.1.  | 79 Garrard Engineering & Mfg. Co., Newcastle St., Swindon, Wilts.                              | 183 Alfred Imhof, 112-116, New Oxford St., London, W.C.1.                                |
| 11 Beethoven Electric Equipment, Chapel Lane, Sands, High Wycombe, Bucks.                 | 80 E. N. Filton, Ltd., Hutchinson Lane, Brighouse, Yorks.                                      | 185 Guest, Keen & Nettelfields, Box 24, Heath St., Birmingham, 18, Warwick.              |
| 12 Vitavox, Westmoreland Rd., London, N.W.9.  | 81 Birmingham Sound Reproducers, Claremont Works, Old Hill, Staffs.                            | 201 Geo. L. Scott & Co., Cromwell Rd., Ellesmere Port, Cheshire.                         |
| 13 Wolsley Television, 75, Gresham Rd., London, S.W.9.                                    | 82 Dubilier Condenser Co., Ducon Works, Victoria Rd., London, W.3.                             | 202 Qualrad Products, 3, Lamsas Rd., Ham, Richmond, Surrey.                              |
| 14 Long & Hamby, Slater St., High Wycombe, Bucks.   | 83 Multicores Solders, Meller House, Albemarle St., London, W.1.                               | 203 A.W.F. Radio Products, Borough Mills, Manchester Rd., Bradford, Yorks.               |
| 15 Peerless Radio, 374, Kensington High St., London, W.14.                                | 85 Antomasi Coil Winder & Electrical Equipment Co., Avinder House, Douglas St., London, S.W.1. | 204 Franklin Electric Co., 27a, Howland St., London, W.1                                 |
| 16 Taylor Electrical Instruments, 419-424, Montrose Ave., Slough, Bucks.                  | 86 Eric Essizer, Carlisle Rd., The Hyde, London, N.W.9.  | 205 Hazlehurst Designs, 186, Brompton Rd., London, S.W.3.                                |
| 17 A. H. Hunt, Bendon Valley, Garratt Lane, London, S.W.18.                               | 87 Celestion, Ferry Works, Summer Rd., Thames Ditton, Surrey.                                  | 206 Jodge Industries, 676-8, Romford Rd., London, E.12                                   |
| 18 Truxon Engineering Co., Exhibition Grounds, Wembley, Middx.                            | 87a British Bala, Ferry Works, Summer Rd., Thames Ditton, Surrey.                              | 207 A. R. Sngden & Co., Well Green Lane, Brighouse Yorks.                                |
| 19 Chloride Electrical Storage Co., Exide Works, Clifton Junction, Nr. Manchester, Lancs. | 88 Romme Bala Corp., The Hyde, London, N.W.9.  | 208 Accoustic Products, 50-58, Britannia Walk, City Rd., London, N.1.                    |
| 20 Ampilon (1932), 230, Tottenham Court Rd., London, W.1.                                 | 89 Alfred Imhof, 112-116, New Oxford St., London, W.C.1.                                       | 209 Advance Components, Back Rd., Sherrhall St., London, E.17.                           |
| 21 Ace Radio, Tower Works, Tower Rd., London, N.W.10.                                     | 90 Gramplan Reproducers, Hanworth Trading Estate, Feltham, Middx.                              | 210 Mullard Electronic Products, Century House, Shaftesbury Ave., London, W.C.2.         |
| 22 British Moulded Plastics, Avenue Works, Walthamstow Avenue, London, E.4.               | 91 Acoustical Mfg. Co., Huntingdon.  | 211 British Radio Equipment Manufacturers' Assoc., 59, Russell St., London, W.C.1.       |
| 23 Sobell Industries, Langley Park, Nr. Slough, Bucks, Middx.                             | 92 Armstrong Wireless & Television Co., Writers Bld., London, N.7.                             | 212 Wingrove & Rogers, Polar Works, Old Swan, Liverpool, 13, Lancs.                      |
| 24 Belling & Lee, Cambridge Arterial Rd., Enfield, Middx.                                 | 93 Houghton & Osborne, Electron Works, 6, High St., Thame, Oxon.                               | 213 Simon Sound Service, Recorder House, 48-50, George St., London, W.1.                 |
| 26 Champion Electric Corp., Champion Works, Seaford, Sussex.                              | 94 "European Radio Programme," 93-94, Queens Rd., Brighton, Sussex.                            | 214 British Radio Valve Manufacturers' Assoc., 16, Johnston St., London, S.W.1           |
| 27 Scoophony-Baird, Lancelot Rd., Wembley, Middx.   | 96 Robert's Radio Co., Creek Rd., East Molesey, Surrey.  | 215 Wharfedale Wireless Works, Bradford Rd., Idle, Bradford, Yorks.                      |
| 28 Co-operative Wholesale Society, 1, Balloon St., Manchester, 4, Lancs.                  | 97 Erwin Scharf, 49, De Beauvoir Rd., London, N.1.   | 216 Servisol, 14, North John St., Liverpool, 2, Lancs.                                   |
| 29 "Wireless World," Dorset House, Stamford St., London, S.E.1.                           | 98 New London Electron Works, Boleyn Rd., London, E.8.   | 217 Bernards, The Grampians, Western Gate, London, W.6.                                  |
| 30 Telegraph Construction & Maintenance Co., Telex Works, London, S.E.10.                 | 99 Portogram Radio Electrical Industries, Prell Works, St. Rule St., London, S.W.8.            | 218 Oldham & Son, Denton, Manchester, Lancs.   |
| 31 Masteradio, 10-20, Pitayor Place, London, N.W.1.                                       | 100 "Practical Wireless," Tower House, Southampton St., London, W.C.2.                         | 219 Sangamo Weston, Great Cambridge Rd., Enfield, Middx.                                 |
| 32 War Office, Whitehall, London, S.W.1.  | 101 Trix Electrical Co., 1-5, Maple Place, Tottenham Court Rd., London, W.1.                   | 220 "Daily Mail," Northcliffe House, London, E.C.4.                                      |
| 33 Ministry of Civil Aviation, Ariel House, Strand, London, W.C.2.                        | 102 J. E. A. Mays Corp., 112-116, Old St., London, E.C.1.                                      | 221 Kerry's (G.B.), Warton Rd., London, E.15.  |
| 34 Philips Electrical, Century House, Shaftesbury Avenue, London, W.C.2.                  | 103 Devices, Hydeaway, Welwyn Garden City, Herts, W.1.   | 222 J. M. Webber & Co., 244, Tottenham Court Rd., London, W.1.                           |
| 35 A. C. Cossor, Highbury Grove, London, N.5.   | 104 Keith Frowse & Co., 159, New Bond St., London, W.1.  | T 3 J. J. Eastick & Sons, 12, Errol St., London, E.C.1.                                  |
| 36 Mullard Electronic Products, Century House, Shaftesbury Avenue, London, W.C.2.         | 151 British Broadcasting Corp., Broadcasting House, London, W.1.                               | T 4 "Wireless & Electrical Trader," Dorset House, Stamford St., London, E.1.             |
| 37 Radio Gramophone Development Co., Bridgnorth, Salop.                                   | 152 Radio Communication and Electronic Engineering Assoc., 59, Russel Sq., London, W.C.1.      | T 5 Winter Trading Co., 6, Harrow Rd., London, W.2.                                      |
| 38 General Electric Co., Magnet House, Kingsway, London, W.C.2.                           | 153 E. K. Cole, Ecko Works, Southend-on-Sea, Essex.  | T 6 Norman East (Electrical), 53, Hampstead Rd., London, N.W.1.                          |
| 39 Philco (Overseas), 204-6, Gt. Portland St., London, W.1.                               | 154 Marconi Instruments, Long Acres, St. Albans, Herts, W.C.2.                                 | T 7 Lartour & Co., 209-212, Tottenham Court Rd., London, W.1.                            |
| 40 Ferguson Radio Co., 105-9, Judd St., London, W.C.1.                                    | 155 Airmae Laboratories, Cressex Works, High Wycombe, Bucks.                                   | T 8 John E. Dallas & Sons, Dallas Building, Clifton St., London, E.C.2.                  |
| 41 Decca Record Co., 1-3, Brixton Rd., London, S.W.9.                                     | 157 Lee Products (G.B.), 90, Great Eastern St., London, E.C.2.                                 | T 9 Radio Wholesalers' Federation, 58, Gordon Square, London, W.C.2.                     |
| 42 Radiomobile, Cricklewood Works, London, N.W.2.   | 158 William Levens, 30a, Sackville St., London, W.1.   | T 10 Albion Electronic Stores, 125, Albion St., Leeds, Yorks.                            |
| 43 Ferranti Ltd., Hollinwood, Lancs.  | 159 Martins Bank, Lombard St., London, E.C.3.  | T 11 London & Provincial Factors, 230, Tottenham Court Rd., London, W.1.                 |
| 44 A. J. Balcombe, 62-58, Tabernacle St., London, E.C.2.                                  | 160 Murphy Radio, Welwyn Garden City, Herts.   | T 12 Brown Brothers, Great Eastern St., London, E.C.2.                                   |
| 45 Pilot Radio, 31-37, Park Royal Rd., London, N.W.10.                                    | 161 Midland Bank, Foultry, London, E.C.2.  | T 13 "Pianomaker, Music Seller & Radio Retailer," 13, St. George St., London, W.1.       |
| 46 Eyer Ready Co., Hercules Place, London, N.7.   | 162 Lloyds Bank, London, E.C.3.  | T 14 "Electrical and Radio Trading," 96, Long Acre, London, W.C.2.                       |
| 47 Edison Swan Electric Co., 155, Charing Cross Rd., London, W.C.2.                       | 163 National Provincial Bank, 15, Bishopsgate, London, E.C.2.                                  | T 15 Hobday Brothers, 21-27, Great Eastern St., London, E.C.2.                           |
| 48 Marconiophone Co., Blyth Rd., Hayes, Middx.  | 164 Motor & Air Products, 3, St. James' Square, London, W.1.                                   | T 16 Amnroas Laboratories, 47, Grays Inn Rd., London, W.C.1.                             |
| 49 Richard Allan Radio, BaMette House, Calendonia Rd., Basing, Yorks.                     | 165 Lowther Mfg. Co., St. Mark's Rd., Bromley, Kent.   | T 16a Electrical Industries Benevolent Association, 32, Old Burlington St., London, W.1. |
| 51 Board of Trade, I.C. House, Millbank, London, S.W.1.                                   | 166 Barelays Bank, 54, Lombard St., London, E.C.3.   | T 17 L.E.S. Distributors, 15-16, Alfred Place, Tottenham Court Rd., London, W.C.1.       |
| 52 Dept. of Scientific & Industrial Research, Rex House, Regent St., London, S.W.1.       | 167 Westminster Bank, 41, Lothbury, London, E.C.2.   | T 18 Pettit Radio & Electrical Supplies, 201-9, Forest Road, London, E.17.               |
| 53 War Office, Whitehall, London, S.W.1.  | 168 "Television Weekly" 50, Old Brompton Rd., London, S.W.7.                                   | T 19 Shannons & Bishop, 182, Wardour St., London, W.1.                                   |
| 54 Ministry of Supply, Shell Mex House, Strand, London, W.C.2.                            | 169 Ecomasign Co., 92, Victoria St., London, S.W.1.  | T 20 Horace Dibben, Upper Banister St., Southampton, Hampshire.                          |
| 55 British Insulated Callender's Cables, Norfolk House, Norfolk St., London, W.C.2.       | 170 V. A. Foot, 1, Upper Richmond Rd., London, S.W.15.   |  |
| 56 Murphy Radio, Welwyn Garden City, Herts.   | 171 British Railways Executive, 222, Marylebone Rd., London, N.W.1.                            |  |
| 57 Gramophone Co., Blyth Rd., Hayes, Middx.   | 172 Barndept, West St., Erith, Kent.   |  |
| 58 E. K. Cole, Ecko Works, Southend-on-Sea, Essex.  | 173 Standard Telephones & Cables, Connaught House, Aldwych, London, W.C.2.                     |  |
| 59 Resonance Products, Eastern Avenue, Romford, Essex.                                    |  |  |
| 60 Standard Telephones & Cables, Footscray, Sidcup, Kent.                                 |  |  |
| 61 Collaro, Ripple Works, Bye-Pass Rd., Barking, Essex.                                   |  |  |
| 62 Aerialite, Castle Works, Stalybridge, Cheshire.  |  |  |
| 63 Wright & Weston, 138, Sloane St., London, S.W.1.                                       |  |  |
| 64 Antiferret, 67, Bryanston St., London, W.1.  |  |  |
| 65 Kolster Brandes, Footscray, Sidcup, Kent.  |  |  |
| 66 Bush Radio, Power Rd., London, W.4.  |  |  |
| 67 E.M.I. Sales & Service, Blyth Rd., Hayes, Middx.                                       |  |  |
| 68 Hale Electric Co., Tabbot Rd., London, W.13.   |  |  |
| 69 Vidor, West St., Erith, Kent.  |  |  |
| 70 McMichael Radio, 190, Strand, London, W.C.2.   |  |  |

## BROADCAST AND TELEVISION DEMONSTRATION ROOMS

Acos .. .. .	D 10	Goodmans .. .. .	D 6	Pilot .. .. .	D 9
Acoustical Mfg. .. .. .	D 13	H.M.V. .. .. .	D 19	Fps .. .. .	D 25
Alba .. .. .	D 18	Invieta .. .. .	D 8	E.G.D. .. .. .	D 17
Co-op. W. S. .. .. .	D 27	Kolster-Brandes .. .. .	D 29	Scoophony-Baird .. .. .	D 11
Cossor .. .. .	D 24	M.S.S. .. .. .	D 4	Sobell .. .. .	D 5
Decca .. .. .	D 13	McMichael .. .. .	D 7	Ultra .. .. .	D 30
Ecko .. .. .	D 22	Marconiophones .. .. .	D 20	Vidor .. .. .	D 3
Ferguson .. .. .	D 1	Mullard .. .. .	D 2	Vitavox .. .. .	D 28
Ferranti .. .. .	D 13	Murphy .. .. .	D 15	W.B. .. .. .	D 16
G.E.C. .. .. .	D 26	Philips .. .. .	D 14	Wearite .. .. .	D 21

# THE "BELLING-LEE" PAGE

Providing technical information, service and advice in relation to our products and the suppression of electrical interference

## NEW AERIALS

By the time this page is being read, Radiolympia will be open and we sincerely hope to meet many of the readers of "The Belling-Lee Page" on our stand No. 25, where we will be showing our new range of aerials and many types making use of ingeniously engineered light alloy die castings for fixing brackets, etc. The light-weight range will be shown for the first time, symbolised

LIGHTWEIGHT SERIES  
L.700, L.701 etc.  
0.15A

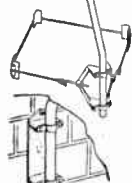


Fig. I

### The New "Twinrod" T.V. Aerial for windowsill mounting.

This new dual purpose aerial may be used either for the reception of broadcast or television programmes. As a broadcast aerial it will give better results than the "Winrod" and much better results than any indoor aerial.

When used for television, it is excellent and convenient, provided always that its use is confined to locations not greatly in excess of fifteen miles depending upon the absence of metal-framed buildings, etc., close to and between it and the television transmitter. In favourable conditions this distance would be greatly exceeded. It is a fully dimensioned half wave dipole and must not be confused with compressed dipoles and therefore should give by comparison a better picture.

The "Twinrod" might be described as the marriage of the "Winrod" and the "Doorod." It is the obvious development to use the now well-known and very

popular "Doorod" as an outdoor aerial suitable for mounting on a window sill or gutter board. The upper element is rigid and like the "Winrod" is designed to stand away from the building. The lower element is a flat flexible which, for best results, should be allowed to hang straight down, being stapled to the wall to prevent swaying in the wind, which would cause picture flutter and would soon impair the insulator. For absolute optimum results this flexible element should be "stood off" the wall by a few inches, but this is by no means essential. Where it is not practicable or desirable to let the flexible element hang straight down, it may be bent over, to run under the window ledge, but if at right-angles from the rigid element, there will be an appreciable loss in signal, but even then there should be adequate pick-up if the location is normal, and the distance not greater than 5-8 miles from the transmitter.

At the centre insulator there will be found a metal strap. The position of this decides whether or not the aerial is adjusted for television or broadcast reception. It cannot normally be used for both at one time. Each "Twinrod" is supplied with eighteen feet of coaxial feeder which is sufficient for most normal rooms. This may be lengthened within reason.

### The "Viewflex" Indoor T.V. Aerial.

This is revolutionary in design, but technically it is as efficient as a "Doorod," or in fact any other type of indoor television aerial.

It may not be found so convenient to fix as the "Doorod," but it will only require the household steps so as to make the full use of height. In the "Viewflex" both elements of the dipole are flat flexible conductors with polythene insulation. It should be fixed with as much of it as possible, vertical. Where the height of the room is such that it cannot all be vertical then the lower element may be bent at right angles without too much loss in signal.



Fig. III

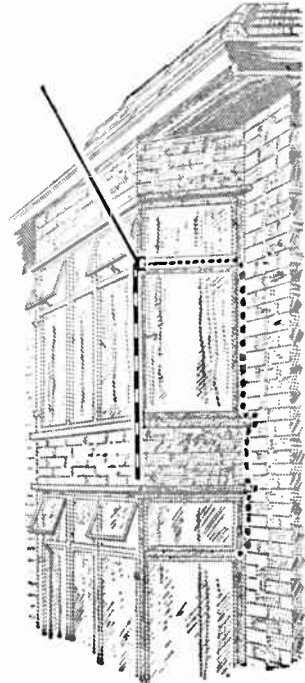


Fig. II

### Mobile Research Unit.

Readers of this page will be interested to know that our Mobile Research Unit will be sited at Radiolympia and will be open for visitors inspection.

- \*1. "Viewrod" light-weight series (Registered patents applied for) 'H' type 0.15 wave spacing  $\frac{3}{4}$  in. dia. elements  
L.700 London } with suffixes  
L.701 Midland } below  
/C for own mast 45/-  
/W mast wall fixing 70/-  
/L mast, 1 lashing, 84/-
- \*2. "Twinrod" window mounting (Registration & patents applied for)  
L.694 London } with suffixes  
L.695 Midland } below  
/1 with coaxial feeder, 32/6.  
/2 with balanced feeder, 29/-
- \*3. "Viewflex" indoor T.V. aerial (Registration & patents applied for)  
L.696 London } with suffixes  
L.697 Midland } below  
/1 with coaxial feeder, 21/-  
/2 with balanced feeder, 17/6.  
Lightweight dipoles from 25/-  
Indoor T.V. Aerials from 17/6.  
Senior range T.V. aerials from 57/6.  
Multi element arrays. 210/-

**BELLING & LEE LTD**  
CAMBRIDGE ARTERIAL RD., ENFIELD, MIDD., ENGLAND




12 in. chassis.  
 Flux density 13,500 gauss.  
 Pole diameter 1½"  
 Gap .050"  
 Handling capacity 15 watts.  
 Price: £7.7.0. with transformer

UNRIVALLED TECHNICAL FACILITIES,  
 UNRIVALLED PRODUCTION RESOURCES,  
 MAKE POSSIBLE  
 THIS GREAT RANGE

Every part of every W/B speaker—cone, magnet, speech coil assembly, cabinet—is made within the one organisation. The close correlation of design thus made possible is part of the reason for the typical performance. High fidelity large units, diffusers, industrial and relay speakers, extension speakers, each in their class give outstanding reproduction and unmatched reliability.



"Baffle" extension speakers for any set from 39/6



*Stentorian*

WHITELEY ELECTRICAL RADIO CO. LTD. MANSFIELD. NOTTS

**WORLD OF WIRELESS****Television at Home and Abroad ♦ Cable and Wireless Changes****Anglo-French Television**

FURTHER details of the recent meeting of the C.C.I.R. at which the question of European television standards was discussed, resulting in the French decision to adopt 405 lines, have been issued by the International Broadcasting Organization.

The Study Group of the C.C.I.R. responsible for investigating this vexed question of television standards met in Zurich in July. The countries represented were: Austria, Belgium, Czechoslovakia, Denmark, France, Italy, Netherlands, Sweden, Switzerland and the United Kingdom. It is noteworthy that in addition to these European administrations the United States was represented and among the manufacturing companies present was the R.C.A.

In order to facilitate the discussion of standardization, a questionnaire had been circulated to countries represented and replies were considered. The two bands under consideration were the 41 to 68 Mc/s and 174 to 216 Mc/s.

It was concluded that world standardization, although desirable, was not possible in these bands, but would be practicable in the 470 to 960-Mc/s band.

When considering what was regarded as the most suitable number of lines per frame, the French and U.K. delegations stated that they intended to unify their existing "medium" definition systems on 405 lines and proposed the establishment of a high definition system on 819 lines operating in the 174 to 216-Mc/s band. It was further stated by France and the U.K. that a change to 525 lines, recommended by America, or even 625, recommended by other European countries, would not be justifiable.

**International Television**

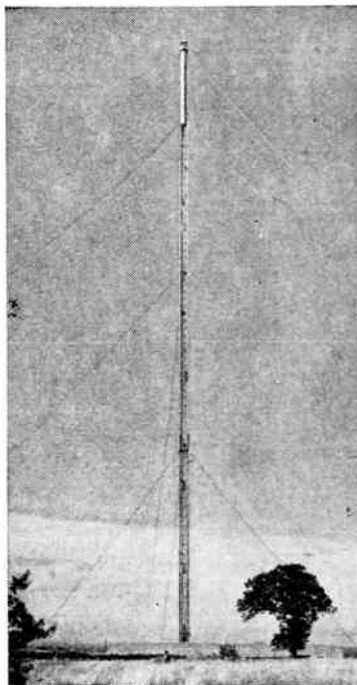
DELEGATES to the International Television Convention and Exhibition held in Milan in the middle of September had the opportunity of comparing British, French and American television gear.

Large-screen 625-line equipment, working on a closed circuit, was demonstrated jointly by Marconi's and Cinema Television. The screen used measured 16 x 12.5 feet. The French delegation demonstrated 819-line equipment and the Americans 525-line gear. The British 405-line standard was not shown.

L. H. Bedford of Marconi's was one of the British delegates and addressed the Convention.

**U.N. Radio**

IN preparation for the installation of communications equipment in the new United Nations headquarters, a firm of American consultants is compiling an analysis of available equipment, including British. Manufacturers are therefore asked to submit catalogues and descriptive matter of any of the following equipment: television gear, including cameras, amplifiers, control gear, monitors and tele-ciné equipment; and broadcast studio equipment, including control consoles, amplifiers, loudspeakers, microphones, turntables and disc, wire and tape recorders. Material should be sent to Dr. Walter Duschinsky, c/o Van Doren-Nowland & Schladermundt, 205, East 42nd St., New York, 17.



**MIDLAND TELEVISION.**—The completed mast of the Sutton Coldfield television station which has been installed by B.I. Callender's Cables. The topmost section, which is tubular, is slotted for F.M. transmissions.

**Midland Television**

COMPLAINTS have been made in the Midland area regarding the inability of television set owners to receive the signals from the B.B.C. pilot transmitter, which, as mentioned in August, are being radiated from Birmingham, Wolverhampton and Coventry.

It is stressed by the B.B.C. that the signals are intended to help the radio trade only so that dealers within the limited range of the pilot transmitter, using aerials specially aligned for the purpose, can tune in the transmissions and thereby test receivers and get used to adjusting them. Aerials erected for members of the public are, of course, orientated on the Sutton Coldfield transmitter, which is not yet operating. Some private viewers are receiving the signals because they are favourably situated in relation to the site of the temporary transmitter.

**Commonwealth Telegraphs Act**

SOME interesting details of the events leading up to the passing of this Act, which was recently given the Royal Assent, are outlined in the August issue of our contemporary, the *Post Office Telecommunications Journal*.

The two main effects of the Act are:—(a) the setting up of the Commonwealth Telecommunications Board and (b) the P.M.G. is empowered to take over all the assets and staff of Cable and Wireless Ltd. within the U.K. This transfer will take place on April 1st next year but C. & W. will continue as a U.K. limited liability company operating radio and cable telegraph networks in the colonies and in foreign countries. Of the companies staff of 5,000 in this country, about 90% will be absorbed by the Post Office; the remainder will be retained by the company at its headquarters.

**Aircraft Radio**

IN order to expedite the testing of and fault locating in aircraft radio apparatus at airports, an equipment tester simulating the conditions under which the sets are used in the aircraft has been designed and produced jointly by Marconi's Wireless Telegraph Company and Marconi Instruments. Described as the type OA2r6, it is a comprehensive collection of test ap-

**World of Wireless—**

paratus incorporated in one steel cabinet measuring 4ft wide, 3ft high and 16in deep.

Although it has been specifically designed for testing the Marconi range of aircraft sets, intercom systems and radio compass, it is sufficiently flexible to enable any other make of apparatus to be dealt with expeditiously. The principal items in the assembly can be identified by the lettering on the accompanying illustration and the inscription below it.


**Two-Metre Transmitter**

**A** CRYSTAL-controlled transmitter for use on the 145Mc/s band has been introduced by Labgear, Willow Place, Fair Street, Cambridge, for amateur use. The design is based on orthodox and well-tried practice, and it should give reliable and efficient service.

It is designed to take three 8Mc/s crystals and selection of the desired final frequency is effected by a panel switch. The crystal oscillator is an EF50 and this is followed by two frequency multipliers using QVO4-7 valves. The output stage is a push-pull 829B beam tetrode. Anode modulation is employed and sufficient a.f. gain is provided to permit the use of a crystal microphone.

**OBITUARY**

It is with regret we record the death of **Captain A. G. D. West**, managing director of Cinema Television, as the result of a climbing accident in Switzerland on August 22nd. He joined the B.B.C. in 1923 at the age of 26 as asst. chief engineer. In 1929 he left the B.B.C. to become chief of design and development for the Gramophone Co. His first appointment in television came in 1933 when he became technical director of Baird Television (now Cinema Television). Captain West was a founder member of the International Television Committee and was this year appointed vice-president. He was to have taken a prominent part in the international television exhibition which opened in Milan on September 11th. He was president of the British Kinematograph Society from 1938 to 1946.



**TYPE OA216 Marconi aircraft radio tester.** The principal items are as follows:—A—beat frequency a.f. oscillator, C—signal generator, D—radio compass loop, E—direction finder test set, G—artificial aerial for transmitters, H—output meter, J—artificial aeriels for receivers, K—l.t. voltage regulator.

**PERSONALITIES**

**Arthur L. Budlong**, who has been assistant secretary of the American Radio Relay League for twenty-three years, has been appointed secretary and general manager in succession to the late Kenneth B. Warner.

**G. Darnley-Smith**, who has been on the Board of Cinema Television for some time, has been appointed managing director in succession to the late Captain A. G. D. West. He is also managing director of the associated company, Bush Radio, and was chairman of the R.I.C. in 1946.

**Alan Knight** has joined Philips Electrical as car radio manager. Prior to entering the radio industry some seventeen years ago, he was in the export department of General Motors of New York. During the war he was in the Ministry of Production.

**H. J. Leak**, director of the company bearing his name, has gone to America to exhibit audio amplifiers at the Audio Fair which is being held in New York from October 27th to 29th. The show is sponsored by the Audio Engineering Society of America.

**J. T. Moore**, who has been with the Philips organization since 1928, has been appointed Midlands television executive by the company.


**Louis G. Pacent**, president and technical director of Pacent Engineering Corp., New York, has been appointed consulting engineer by Plessey International of Ilford.

**H. M. Thorne** has been appointed radio sales manager by Philips Electrical. He joined the company in 1929 and has been for some time personal assistant to H. Slater, director in charge of the radio and television side of the business.

**IN BRIEF**

**Licences.**—With increases of 40,150 "sound" licences and 7,250 television licences during July, the total at the end of the month was 11,958,250. Of this total 155,150 were for television receivers.

**Radiolympia, 1951.**—It is announced by the Radio Industry Council that Olympia has been booked for a session in June each year from 1951 for the National Radio Exhibition. The relative merits of an early or late summer show have been discussed for some years; the disadvantages of the latter being that it follows too soon after the



**AMATEUR'S SET.**—The two units comprising the Labgear 145 Mc/s amateur transmitter referred to above.



annual holiday period when most works are closed and, too, it interferes with autumn production plans.

**American Amateurs.**—New amateur regulations proposed by the American F.C.C. would, according to the A.R.R.L., amount to undesirably rigorous control of amateur transmitting activities. The A.R.R.L. has lodged with the Commission a lengthy statement by way of protest.

**Electronics.**—Among the courses of lectures arranged by the Dept. of Mathematics and Physics at the Polytechnic, Regent St., London, is a post-graduate course on electronics which will be held on Thursdays from 7.0 to 8.30, commencing September 29th. The first part of the course will deal with emission of electrons from solids, the second with amplifiers and oscillators and the third with ultra-high frequency techniques. The fee for Parts A or B is 12s 6d and for C 25s.


**Overseas Standards.**—The British Standards Institution asks us to remind manufacturers that the institution acts as the agent in this country of all overseas national standards organizations and, as such, is in a position to supply copies of Standards issued by them.

**Amateurs' Examination.**—The Dept. of Technology of the City and Guilds of London Institute announces that 636 of the 898 candidates passed the Radio Amateurs' Examination in May preparatory to receiving a transmitting licence. In the report of the examiners it is stated that the only question which appeared to give serious trouble was that dealing with the calculation of circuit values.

**Evening Courses.**—Among the courses arranged by the South-East London Technical College, Lewisham Way, S.E.4, is one of thirty lectures on r.f. and electronic measurements. It commences on October 14th at 7.0; fee £1. Another course of about thirty lectures, which commences on October 17th at 7.0 deals with the theory and design of communication networks.

**Broadcasting Stations.**—The fifth edition of the 88-page *Wireless World* booklet "Guide to Broadcasting Stations" is now available, price 1s 6d from booksellers and newsgents. In addition to the lists giving operating details of over 350 long- and medium-wave European stations and of some 1,300 short-wave stations of the world, it includes the European frequencies allocated under the Copenhagen Plan which is due to come into force next March.

**DESIGNED FOR COUNTING** and batching small articles at high speed, the type ECR44 electronic counter made by Sargrove Electronics, Effingham, Surrey, will operate in units, tens, dozens or grosses, giving visual indication of the process, and automatically repeating at the end of the chosen cycle. Maximum counting speed is 20,000 per second.



### "Wireless World" at Radiolympia.

—A range of new technical books, including some new editions and reprints, will be on view at our stand (No. 29, Grand Hall).

**Sound Reproducing Equipment** consisting of two 300-watt amplifiers feeding 360 loudspeakers has been installed by the G.E.C. in the Central Office of the Ministry of National Insurance at Benton, Newcastle-on-Tyne, where 7,500 are employed.

**Magnetic Recording.**—The latest of the series of booklets to be issued by E.M.I. containing papers read by members of the staff to learned societies is entitled "Some Fundamentals of Magnetic Recording" by E. W. Berth-Jones, B.Sc. of E.M.I. Studios. It is based on a lecture given by the author to members of the British Sound Recording Association. The booklet, priced 2s 6d, is available from the Advertising Division, E.M.I. Sales and Service, Hayes, Middx.

**Radio Servicing.**—Of the 153 candidates who sat for the Radio Servicing Certificate examination in May, 89 passed both the written and practical sections and 24 passed the written examination only. The exam is organized jointly by the Radio Trades Examination Board and City & Guilds.

**Components Exhibition.**—The seventh annual exhibition of radio components, valves and test gear organized by the Radio and Electronic Component Manufacturers' Federation, will be held at Grosvenor House, Park Lane, London, W.1, from April 17th to 19th next year.

**Reunion.**—We have been asked to announce that a reunion of those who worked in the Test Dept., No. 1 Signals Depot, R.A.F., West Drayton, will be held at Paxtons Head, 153 Knightsbridge, London, S.W.1, on October 8th at 7. Further information is obtainable from H. Coker, 18 Beechdale, London, N.21.

"**Mechanical Handling,**" our associate journal, is organizing the second Mechanical Handling Exhibition which will be held at Olympia, London, from June 6th to 17th next year.

**Packaging.**—The first National Packaging Exhibition, sponsored by the Institute of Packaging, will be held at the City Hall, Deansgate, Manchester, from October 5th to 15th. The British Standards Institution has recently issued a revised Code of Practice for packaging—BS.1133.

**Electronics Symposium.**—Among the papers to be read during the electronics exhibition at the Examination Hall, Queens Square, London, W.C.1, from November 2nd to 4th, are the following: "Electronic Amplifiers," by D. L. Banks (Furzehill); "Some Recent Improvements in Electronic Measuring Techniques," by C. H. W. Brookes-Smith and J. A. Colls (Southern Instruments); and "The Measurement of Some Transient Phenomena," by Dr. H. A. Dell (Mullard). Further particulars and tickets are obtainable from the Electronics Section of the Scientific Instrument Manufacturers' Association, 17, Princes Gate, London, S.W.7.

**Schools' Radio.**—The Essex Education Committee recently accepted tenders for the supply of £10,000 worth of radio equipment for installation in schools during 1949/50.

**Television Training School** for G.E.C. dealers in the Manchester area has been opened by the company. The course of instruction, which lasts a week, includes practical work on the diagnosis and rectification of faults in television sets.

**Amateur Radio.**—An exhibition is being held at the Corn Exchange, Manchester, from October 21st to 23rd, in connection with the R.S.G.B. National Convention. On the first day it opens at 2.30 and on subsequent days at 11 a.m. It closes daily at 9.

**Italian Television.**—It is learned from an Italian correspondent that the Italian broadcasting authorities are installing both American (625-line) and French (819-line) television transmitters near Turin with a view to conducting a series of experiments before establishing a service. One of the difficulties to be overcome in establishing a service in Italy is the non-standard periodicity of the electric mains.

**Benelux Exhibition.**—*Wireless World* and books issued by *W.W.* are among the publications of the Associated Iliffe Press being displayed in the Century Hotel, Antwerp, during the Benelux Exhibition which closes on October 9th.

## INDUSTRIAL NEWS

**Electronics Centre.**—Cinema-Television and Dawe Instruments have jointly opened a London showroom at 83, Piccadilly, W.1 (Tel.: Mayfair 4613). A wide range of test and measuring gear and electronic instruments is on show.

**British Mechanical Productions** and their associated company, the General Accessories Co., makers of Clix components, whose works are at Barton Hill Works, Maze Street, Bristol, 5, and the head office at 21, Bruton Street, London, W.1, announce that they are no longer subsidiaries of the Radio and Television Trust.

**Murphy.**—By the acquisition of General Radiological, Ltd., and Solus-Schall, Ltd., manufacturers of X-ray tubes and equipment, Murphy Radio has extended its interests to the electro-medical field.

**Radio Heaters, Ltd.,** manufacturers of Radyne industrial R.F. heaters, are building a new factory at Wokingham, Berkshire. The joint managing direc-

**World of Wireless—**

tors of the company, which was formed in 1945, are E. C. Stanley and C. E. Tibbs, who were previously in the industrial electronics department of Rediffusion, Ltd. (now Redifon).

A. E. Cawkell, who specializes in the design and production of electronic instruments to special order, has recently developed such apparatus as noise measuring sets, a d.c. amplifier, diathermy equipment, photometry equipment and many kinds of special-purpose amplifiers.

Aerialite is opening a new depot at 44-45, Suffolk Street, Birmingham.

Wolsey Television have opened a Midland depot at 59, Soho Hill, Birmingham, 19 (Tel.: Northern 2762 and 3493).

Sound Sales.—The London office and demonstration rooms of Sound Sales, Ltd., are now at Lloyds Bank Chambers, 125, Oxford Street, W.1 (Tel.: Gerrard 8782).

Masteradio (Australia) Pty. has been formed in Melbourne for the assembly of British Masteradio car receivers.

**EXPORT**

India.—Enquiries have been received by the U.K. Trade Commissioner at Madras for details of manufacturers who are able to supply dry battery or combined mains/battery receivers. Frequency coverage should be from 13 to 90 metres and 200 to 550 metres, with Indian station names marked on the dials. Manufacturers should send literature, prices and delivery dates to the Commercial Relations and Exports Dept., Board of Trade, Thames House North, Millbank, London, S.W.1, quoting reference CRE(1B) 21112/49.

Switzerland.—Control and surveillance radar equipment for use at the new Kloten airport is required by the Zurich authorities and they will be interested to receive offers from British firms. Communications should be sent direct to Radio Suisse A.G. Hauptpostgabaude, Berne.

Iran.—A report on the Iranian market for receivers has been supplied by the Commercial Counsellor at Tehran. The two main criticisms of British sets are that they are too conservative in design and seem "old-fashioned" to Persians and that they are not so extensively advertised as American sets.

U.S.A. — The British Consulate General at Detroit states that Buhl Sons Co. have agreed to consider offers from British manufacturers of broadcast receivers. Particulars should be sent to H. Pilbeam, Buhl Sons Co., 120, Adair Street, Detroit, Mich., U.S.A.

Nyasaland. — The International Marine Radio Co., of Croydon, has received an order from the Nyasaland Railways for the installation of eight shore stations and associated equipment for the provision of a radio-telephone system on Lake Nyasa.

Radio Components and hearing-aid parts are among the articles listed by the French authorities for token imports from this country.

Pye (Canada), Ltd., a subsidiary of Pye of Cambridge, has recently opened a factory at Ajax, Ontario, for the production of television sets operating on the American 525-line system. Six prototype receivers were sent from this country and demonstrated at the Canadian National Exhibition in Toronto. As there are no television stations operating in Canada, transmissions from the American station at Buffalo (60 miles away) were received.

**MEETINGS****Institution of Electrical Engineers**

Inaugural address of the president, Professor E. B. Moullin, M.A., Sc.D., at 5.30 on October 6th.

Radio Section.—Inaugural address of the chairman, R. T. B. Wain, C.B.E., M.A., at 5.30 on October 19th.

"The C.B.S. Colour Television System in the United States," by P. C. Goldmark, B.S., Ph.D., at 5.30 on October 1st.

The above meetings will be held at the I.E.E., Savoy Place, London, W.C.2.

Cambridge Radio Group.—Address of the chairman, C. W. Oatley, M.A., M.Sc., at 6.0 on October 11th, at the Cambridgeshire Technical College.

North-Eastern Radio Group.—Address of the chairman, G. E. Moore, at 6.15 on October 17th at King's College, Newcastle-on-Tyne.

North-Western Radio Group.—Discussion on "Wave-guides" opened by E. Colin Cherry, M.Sc. (Eng.), at 6.30 on October 19th, at the Engineers' Club, Albert Square, Manchester.

South Midland Radio Group.—"Hot-Cathode Thyratrons: Practical Studies of Characteristics," by H. de B. Knight, M.Sc., at 6.0 on October 24th, at the James Watt Memorial Institute, Great Charles Street, Birmingham.

**British Institution of Radio Engineers**

London Section. — "Experimental Study of the Magnetic Amplifier," by E. H. Frost-Smith, B.A., at 6.30 on October 13th, at the London School of Hygiene and Tropical Medicine, Gower Street, W.C.1.

Merseyside Section.—"The Sensitivity and Other Properties of Television Camera Tubes," by L. H. Bedford, O.B.E., M.A., B.Sc., at 7.0 on October 5th at the Accountants' Hall, Derby Square, Liverpool.

Scottish Section.—"Electronics in Aircraft Design," by A. L. Whitwell, at 6.30 on October 5th, at the Electrical Department, Glasgow University.

South Midlands Section.—"The Performance and Stability of Permanent Magnets," by A. J. Tyrrell, at 7.0 on October 27th, at the Technical College, The Butts, Coventry.

West Midlands Section.—"Television Receiver Design," by W. Jones, at 7.0 on October 26th, at the Technical College, Wulfrun Street, Wolverhampton.

**British Sound Recording Association**

The date of the opening meeting of the session has been changed to September 30th at 7.0 at the Royal Society of Arts, John Adam Street, Adelphi, London, W.C.2, when W. S. Barrell will give his presidential address, which will deal *inter alia* with microgroove recording.

**Television Society**

North Midlands Centre.—"Single Side-band Aspects of Television," by M. Reeder, at 7.30 on September 30th, at the Great Eastern Hotel, Leeds, 1.

**Society of Relay Engineers**

"Line Equalization with Special Reference to Programme Circuits," by H. J. Marchant, at 2.30 on October 4th, at the Royal Society of Arts, John Adam Street, Adelphi, London, W.C.2.

**MANUFACTURERS'****LITERATURE**

LEAFLET dealing with "Sonogard" audible protection systems for works, offices, etc., from Ardente Acoustic Laboratories, Guildford, Surrey.

Descriptive leaflets No. 117 (Type MN Vacuum-cell Photometer), No. 118 ("Ionex" Ionization Meter, and No. 119 (X-ray Monitor), from the Baldwin Instrument Co., Dartford, Kent.

List of hire charges for public address equipment from Alexander Black, 34, Marlborough Grove, London, S.E.1.

"This is Ediswan," an illustrated brochure dealing with the activities and interests of the Edison Swan Electric Co., 155, Charing Cross Road, London, W.C.2.

Technical details of Type 2350E ribbon microphone, from E.M.I. Sales and Service, Hayes, Middlesex.

Leaflet describing loudspeakers and transformers made by Electro Acoustic Industries, Broad Lane, Tottenham, London, N.15.

Brochure on "Cold Welding" technique, licences for which are now being granted by the General Electric Co., Magnet House, Kingsway, London, W.C.2.

Folders describing p.a. loudspeakers, amplifiers, moving-coil microphones and type-approved schools broadcasting equipment from Magneta Time Company, Goblin Works, Leatherhead, Surrey.

Technical brochure on vibrators issued by the Plessey Co. (Components Division), Ilford, Essex.

"Television; Build it Yourself." Constructional details for assembling the television kit sold by Premier Radio, 167 Lower Clapton Road, London, E.5. Price of booklet only 2s 6d.

Catalogue of v.h.f. and h.f. radio-telephone equipment for mobile, fixed station and small craft use from Pye Telecommunications, Cambridge.

Folder of illustrated leaflets describing equipment made by Radio Heaters, Ltd., Wokingham, Berkshire.

Catalogue of S.E.I. barrier-layer photocells, and leaflet describing quartz crystals for radio communication services, from Salford Electrical Instruments, Silk Street, Salford, 3, Lancashire.



# RIGHT AT ADDISON ROAD ENTRANCE RADIOLYMPIA

SEPTEMBER 28th—OCTOBER 8th

- SWITCHES,
- CONNECTORS,
- INDICATORS,
- FUSES, etc.,
- JACKS & PLUGS,
- RESISTORS,
- NEON PRODS,
- SUPPRESSORS,
- ACCESSORIES.

The first specialised miniature radio components were manufactured by Bulgin over 25 years ago. Since then their wide range has been developed to cover every requirement of the radio and television industries.

The latest Bulgin achievement is the introduction of the first coloured components which reflect the scientific skill and practical design of all Bulgin products.

WE WELCOME VISITORS TO  
**STAND NUMBER ONE**  
RADIOLYMPIA

## **BULGIN**

*Quality Electronic Components*

A. F. BULGIN & CO. LTD.,

BYE PASS ROAD, BARKING.

D

Telephone · RIPpleway 3474 (5 lines)

# CHANGE OF ADDRESS

## The Hub of Progress

**NEW**  
— THE —  
**DX PLUS 2**  
5-2,000 M.  
H.F. FEEDER  
UNIT

**NEW**  
— THE —  
**R-N-W**  
PICK-UP

**NEW**  
— THE —  
**TWIN P.1**  
CROSS OVER  
SPEAKER

# Sound Sales Ltd.

**NEW**  
— THE —  
**TONEMASTER**  
QUALITY  
AMPLIFIER

**NEW**  
TRANSFORMERS  
AND  
CHOKES

LABORATORY  
— BUILT —  
BEAT FREQUENCY  
OSCILLATORS

QUALITY  
AMPLIFIERS  
TONE CONTROL  
UNITS

**NEW**  
**IDEAS**  
TO INTEREST  
**YOU**

# 125 OXFORD ST., LONDON, W.1

## GERRARD 8782

# SMOOTHING CIRCUITS:

## (1) Resistance - Capacitance

**M**ANY readers have asked me to write about filters, with particular reference to smoothing circuits. This I have hesitated to do, because the subject of filters is so involved that most people like to leave it to a specialist. Most of the general books on radio take care not to embark on it at all seriously, while the books devoted specially to electrical networks almost invariably plunge the reader into a morass of hyperbolics, where he is likely to lose sight of all physical realities.

The orthodox manner of complying with the above request would be to start by dealing with the general theory of filters. That would take several months (at least), by the end of which there would be few survivors to take an interest in the application of that theory to smoothing circuits. I have therefore decided to reverse the order and start with smoothing circuits—which are of practical interest to nearly everybody—and use that familiar ground as an approach to filters in general.

Nobody ought to be encouraged to hope that he can become a proficient filter designer without prolonged study and much practice. But I do think that anybody seriously interested in radio ought to have at least a clearly defined and reliable skeleton of information on filters in place of the vague and mysterious ghost that too often haunts him.

Greatly daring, I shall attempt to construct such a skeleton without going more mathematical than usual. But if you propose to go through with it I should say beforehand that you ought to be entirely familiar with the meanings of reactance and impedance, and the standard relationships:

$$\begin{aligned} \omega &= 2\pi f \\ X_L &= \omega L \\ X_C &= 1/\omega C \end{aligned}$$

from which

$$X_L X_C = L/C$$

and  $X_L/X_C = \omega^2 LC$  (= 1 at the resonant frequency  $\omega_r/2\pi$ )

$$Z = \sqrt{R^2 + X^2}$$

These formulæ for X and Z are

*How to Calculate  
the Best Number  
of Sections  
By "CATHODE RAY"*

"magnitudes" only; to take account of phase angle one has to bring in *j*.

Whenever I am reckoning with circuits I always try to have by me one of the charts or abacs connecting L, C, *f*, and X. Of the several kinds, the one I prefer has four parallel vertical scales which can be connected anywhere by a stretched thread or a celluloid

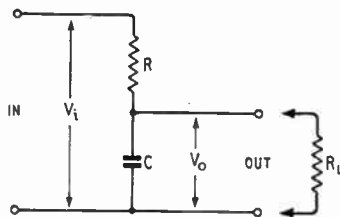


Fig. 1. The R-C filter is simply a potential divider in which the ratio varies with frequency

ruler. Among other things it shows the frequency at which any given L and C resonate, or conversely the L and C required to resonate at any given frequency. Its main use is to indicate the reactance of any L or C without any of that  $2\pi$  arithmetic in which the decimal point so often gets into the wrong place.

But it is time we finished with introductory remarks and got down to smoothing circuits.

The simplest of all is the combination of one resistance with one capacitance (Fig. 1). It is the commonest type of "decoupler," and when the current is small or the drop in voltage doesn't rule it out it is a convenient form of rectified a.c. smoother. It appears in almost every detector circuit, to filter out the r.f., and in every a.g.c. circuit, to filter out the a.f.

It works, of course, as a simple potential divider in which the impedance of the element across which the output is taken (C) is less for high frequencies than for low.

As with all potential dividers, the loss of voltage depends not only on the ratio of its two impedances, but also on the impedance connected across its output terminals—the load impedance. Unless we say otherwise, we shall assume that the load impedance is a resistance, denoted by  $R_L$ . Whenever  $R_L$  is very large compared with the impedance of the part of the potential divider it comes across (in this case  $X_C$ ) it makes calculations much easier, because then the ratio of input to output voltage ( $V_i/V_o$ ) is equal simply to the ratio of the whole impedance ( $\sqrt{R^2 + X_C^2}$ ) to  $X_C$ .

We shall call  $V_i/V_o$  the attenuation, and denote it by *a*. If *a* is 3, for example, it means that only one third of the input voltage reaches the output.\* In Fig. 1, then, we have

$$a = \frac{\sqrt{R^2 + X_C^2}}{X_C} \quad \dots (1)$$

One should always scrutinize equations to see if they are in the most convenient form. In (1) the part that depends on frequency appears twice; so to see more clearly how it affects *a* and to avoid needless duplication of

\* You can, of course, if you prefer, reckon *a* in decibels, but they would have to be turned back into ratios to fit our equations.

**Smoothing Circuits—**

effort when evaluating  $a$  it is beneficial to divide above and below by  $X_C$ , with the result

$$a = \sqrt{\frac{R^2}{X_C^2} + 1} \quad \dots (2)$$

It can be made to look even tidier, and at the same time to express the relationship more distinctly, by using any convenient symbol, say  $p$ , to denote the ratio of resistance to reactance. Then we have

$$a = \sqrt{p^2 + 1} \quad \dots (3)$$

Using this we can draw a curve of  $a$  against  $p$  that will hold good for the Fig. 1 class of circuit in

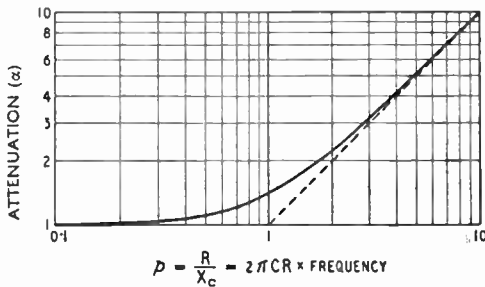


Fig. 2. Curve of attenuation against  $p$  (ratio of resistance to reactance) for a single section. This is an example of a generalized frequency curve, for  $p = 2\pi CR$  times frequency. The dotted line shows the result of making the "vector" assumption.

general (Fig. 2). Incidentally, this illustrates last month's story about generalized graphs.

Still more of a simplification can be made so long as we are aiming at a fairly large attenuation, so that  $a$  is at least several times greater than 1. For then the 1 can be neglected and we get

$$a \approx p \quad \dots (4)$$

Up to the present I have not been able to think of any further simplification. On the contrary, in case you forget what  $p$  stands for I suggest the fuller version

$$a \approx \frac{R}{X_C} = 2\pi fCR \quad \dots (5)$$

Remember that for (5) to be reasonably accurate it is necessary for

(a)  $R_L$  to be much greater than  $X_C$ .

(b)  $R$  to be at least several times greater than  $X_C$  (i.e.,  $a$  to be several times greater than 1).

We shall call (a) the shunting assumption and (b) the vector assumption. As an example, suppose  $R$  is 4 times  $X_C$ ; then (5) gives  $a$  as 4, which can be compared with the correct value given by (2) or (3), 4.12. The 3% error is quite negligible in this

kind of work. The dotted line in Fig. 2 is drawn to equation (5), so that you can see how the error becomes imperceptible as  $p$  increases.

As we saw last month, this type of circuit doesn't discriminate sharply between different frequencies. Its characteristic curve (Fig. 2) shows it to have a slope that approaches 6 db per octave at the high-frequency end. In other words, doubling the frequency only halves the output, at best. If it is necessary for the lower of two frequencies to be nearly 100% preserved, the reduction of a voltage at double the

being that mA and kΩ are "consistent" units). For  $a$  as large as 40 we can use equation (5), and, as the lowest frequency is 50 c/s, we find  $C = 40 / (2\pi \times 50 \times 60,000)$   $F = 2\mu F$  approximately.  $R_L$  is  $1000/5 = 200k\Omega$ , so the shunting assumption is justified. The harmonics present are reduced 2, 3, etc., times as much, so it might seem that so long as the lowest frequency is sufficiently attenuated it won't matter about any of the others. And that is quite so when the objectionable effects of the ripple depend only on its magnitude. But it must be remembered that the sensitiveness of the ear to hum increases more rapidly with frequency than the attenuation shown in Fig. 2, so in sound-producing equipment it is necessary to do better than reduce the lowest frequency to inaudibility.

**Distribution of R and C**

It should be clear by now that the effectiveness of the Fig. 1 circuit depends solely on  $p$ , which is  $2\pi fCR$ , and therefore at a given frequency depends solely on the product  $CR$ . (This is not necessarily true where the effect of  $R_L$  is appreciable, but for the time being we are continuing the shunting assumption.) A specified  $a$  can therefore be obtained by any  $C$  and  $R$  which give the right figure when multiplied. But, as we have seen,  $R$  is usually dictated by the required or allowable d.c. drop, in which case  $C$  is also decided. If a very smooth output is needed, the value of  $C$  found in this way may be disconcertingly large. So we may well ask whether the Fig. 1

frequency is much less still, owing to the gradualness of the bend in the region of  $p = 1$  or less. The effect of  $R_L$  not being relatively very large reduces the discrimination still more, because it cuts down the output at low frequencies without making much difference at high.

In smoothing filters, however, the only frequency to be passed is zero, so one can hardly have too much a.c. attenuation. At the very least, the lowest a.c. frequency present should come on to the main slope, and preferably as far up it as is required for the purpose in view. At the same time,  $R$  must fit into the d.c. requirements.

For example, suppose an attenuation of at least 40 is required from a half-wave 50 c/s rectifier to supply 5 mA at 1,000 V, and the output of the rectifier across the reservoir capacitor is 1,300 V. at 5 mA. The value of  $R$  is fixed at once by the voltage drop; it is  $(1300 - 1000)/5 = 60k\Omega$  (remem-

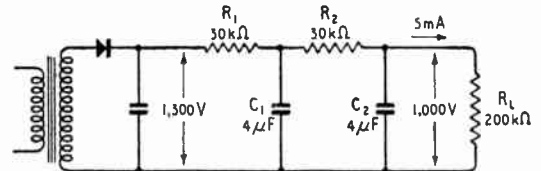


Fig. 3. Is this the best way to use these filter components?

circuit makes the best use of  $C$  and  $R$ .

Any number of units or "sections" like Fig. 1 can be used in cascade (i.e., one feeding into another), and, so long as our two

assumptions apply to every section, the  $\alpha$  of the whole combination will be the product of the  $\alpha$ 's of the separate sections. A second section like the first in the example just taken would reduce

below which one section is better than two. Let us call it  $p_1$ , to indicate that there is no sense in going beyond one section until  $p$  exceeds that value.

To answer the second question

Suppose you have a certain total capacitance and want to know the best way of connecting it. For example, the d.c. drop requirement gives you  $20k\Omega$ , and you have  $16\mu F$ . It is a 50 c/s full-wave rectifier, so the lowest ripple frequency is 100 c/s. So your total  $p$  is  $2\pi \times 100 \times 20 \times 16/1000 = 200$ . The table shows this is more than  $p_1$ , but not more than  $p_5$ ; so 5 is the best number of sections. The total  $\alpha$  (third column) lies between 7,540 and 56,600; the actual value is  $(p/n^2)^n$ , in this case  $(200/25)^5 = 32,770$ . Whether it is convenient to divide your  $16\mu F$  into five equal sections is another matter, of course; you may have to make it four, at some slight sacrifice of  $\alpha$ . But at least the table gives you something more to go on than pure guesswork.

Or you may want to find the minimum C and R for a specified attenuation, say 1000. The table shows that you can get it with three (or four) sections having sufficient total C and R to make  $p = 90$ , and (fourth column) that

TABLE I.

$n$	$p_n$	$\alpha_n$	RC in $k\Omega\text{-}\mu F$ per section, when $f=100\text{c/s}$	$p_{s(n+1)}$
1	16	16	25.5	4
2	45.5	139	18	5.06
3	90	1,000	16	5.62
4	149	7,540	15	5.86
5	223	56,600	14	6.19
6	311	416,000	13.7	6.35

the 50 c/s content another 40 times, making the overall

$$\alpha = 40 \times 40 = 1600$$

To keep the total voltage drop the same, the R in each section would have to be halved, so to preserve the original CR in each section the capacitances would have to be doubled (Fig. 3). A single section having the same total CR would have an  $\alpha$  at 50 c/s of  $2\pi \times 50 \times 8 \times 60,000 \times 10^{-6} = 160$ , or only one tenth that of the two sections. In this case the advantage of splitting up is obvious enough. But is it always an advantage? And, if so, into how many sections?

Never having seen definite answers to these questions, I tackled them as follows:

Making the shunting and vector assumptions, the total  $\alpha$  due to a given CR used all in one section (call it  $\alpha_1$ ) is  $p$ , which is  $\omega CR$ . But if this CR is divided equally into two sections, say by halving both C and R, their product is  $CR/4$ . So the  $\alpha$  of each section is  $p/4$ . The total  $\alpha$  (call it  $\alpha_2$ ) is therefore  $p/4 \times p/4 = p^2/16$ . If you try a few values for  $p$  you will find that with low values  $\alpha_1$  is greater than  $\alpha_2$ , but with high values it is the other way round. So that is the answer to the first question—it is *not* always an advantage to sectionalize; it depends on the value of  $p$ .

If you want to find the value of  $p$  (and hence CR) that gives the same total  $\alpha$  whether in one section or two, you just put  $\alpha_1 = \alpha_2$ :

$$p^2/16 = p$$

$$\therefore p = 16.$$

So 16 is the critical value of  $p$ ,

we have to find another value— $p_2$ —above which it pays to use three sections instead of two; and so on. In general, we want  $p_n$ , the value of  $p$  at which the best number of sections changes over from  $n$  to  $n + 1$ . The calculation is made along exactly the same lines as for  $p_1$  (for details see the Appendix) and the results are given in Table I above.

Fig. 4. Summary of attenuation measurements made on filters having the same total C and R, nominal values as shown.

CIRCUIT	$n$	CALCULATED $\alpha$	MEASURED $\alpha$
	1	—	100
	2	$\left(\frac{100}{4}\right)^2 = 625$	690
	3	$\left(\frac{100}{9}\right)^3 = 1,375$	1,430
	4	$\left(\frac{100}{16}\right)^4 = 1,530$	2,000

**Smoothing Circuits—**

each section should be made up of 16 kilohm-microfarads.

You may wonder why I have included the last column, which shows the  $p$  per section on changing over to the next higher number of sections. For example, we saw that one section is best up to  $p = 16$ , and changing over to two sections at that point has no effect on the total attenuation, but it would reduce the  $p$  per section to 4. The last column, therefore, shows the lowest  $p$  you would ever get if you followed the table strictly. The point is that if this figure dropped to something like 2 or less, the vector assumption would be unjustified and the table would be invalid. But we see the least  $p$  is 4, with a vector error of 3%, which is not serious even when multiplied by 2. The other errors are still smaller, so are not serious even when multiplied by the larger number of sections. Such error as there is tends to make the true  $\alpha_n$  larger and reduce  $p_n$ .  $p_1$ , for example, would be 15 instead of 16.

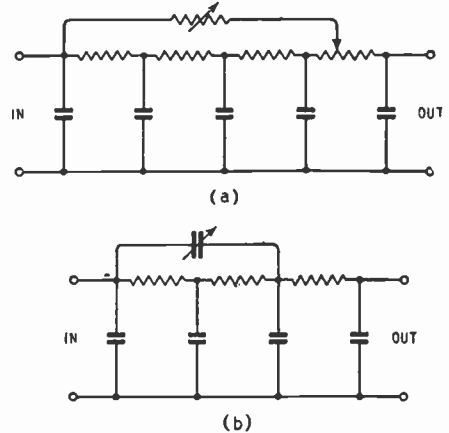
What about the shunting error? Even if  $R_L$  is infinitely large, so that the last section is unshunted, the last section shunts the last but one, and so on. It is difficult to

the filter generally goes up with the number of sections, the fact that the table puts the change-over point higher than the theoretical ideal is all to the good.

Another point to be considered is that the attenuation increases in proportion to the  $n$ th power of the frequency, so in sound-reproducing equipment, at least, it is advisable to make  $n$  not less than 2.

To check the theory and to see how far its assumptions were

Fig. 6. Two methods of balancing out one ripple frequency completely—usually the lowest.



justified I did a few measurements. I aimed at  $p = 90$ , to check the middle lines in the table, but had to use the components available, so it worked out at about 100. Fig. 4 shows the nominal values, which were subject to commercial tolerances. Assuming that the measured  $p$  in one section (100) was divided exactly into 2, 3 and 4 sections, the attenuations predicted by the approximate theory were 625, 1375, and 1530 respectively. The measured attenuations (subject to possibly  $\pm 10\%$  error of measurement) were 690, 1430, and 2000. These results show that

- (a) The theoretical table is good enough for design purposes.
- (b) It tends to underestimate the results.
- (c) The discrepancy increases with the number of sections. (This is what one would expect, because the  $p$  per section is less with more sections, so the assumptions are less justifiable.)

To get still nearer to working conditions I did a test using a typical value of reservoir capacitor ( $8\mu\text{F}$ ) and load resistance ( $5\text{k}\Omega$ ), as in Fig. 5. The reservoir, without any other filtration, would reduce the hum current passing into the load. Adding one filter section having a  $p$  of about 10

attenuation 147. Splitting this filter section into two, the attenuation was the same. According to the approximate theory, the  $p$  for which this would happen would be 16 (or 15, correcting the vector

error). But the actual  $p$  per section in Fig. 5 (b) is only  $2\frac{1}{2}$ , so one would expect the approximate theory to be thrown out somewhat by shunting. Taking into account the higher cost with two sections, one would almost certainly want  $p$  to be at least 16 before sectionalizing.

There are at least two methods (Fig. 6(a) and (b)) for eliminating the most troublesome ripple frequency altogether. They take advantage of the fact that its phase shifts as one moves along the filter. If the right amount of ripple from the input is fed to a point where there is a  $180^\circ$  phase difference, the two will cancel one another out. There may be some occasions when these devices are worth while (such as when only a small d.c. drop is allowable), but there are several objections. One is that success depends on both magnitude and phase being correctly adjusted. Another is that only one frequency is cancelled; for the others the attenuation of the original filter (admittedly relatively high for the higher frequencies) is actually reduced. It is necessary to use several sections to get the required phase shift, and the table has shown us that quite a large  $\alpha$  can be obtained with several sections straightforwardly, without going beyond reasonable limits for CR. Still another disadvantage is that the necessary design information would increase the length of this

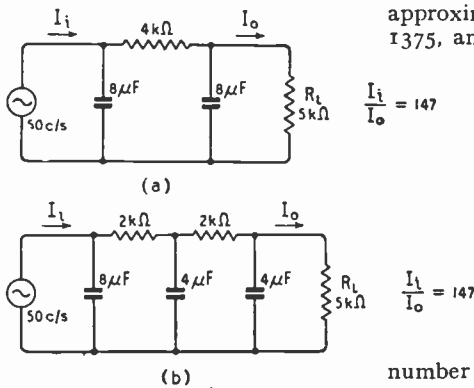


Fig. 5. Another comparative test.

work out the size of the error exactly when there are several sections, and anyway it depends on the load resistance; but the  $p_{s(n+1)}$  figures show that it ought not to be very serious, and again it would tend to make the actual attenuation and also the best number of sections higher than in the table. But since the cost of



article, and it is already full size. Calculation of actual hum voltage, and inductance-capacitance filters must wait until next month.

APPENDIX

(Showing how to calculate the table giving the number of sections for maximum attenuation).

$$p = 2\pi f \times \text{total CR.}$$

If CR is divided into  $n$  equal sections, the attenuation per section is approximately  $p/n^2$  (assuming that it is at least several times greater than 1, so that the simplifying assumptions apply). The total attenuation,  $a_n$ , is therefore

$$a_n \approx \left(\frac{p}{n^2}\right)^n$$

If the same CR were divided into

$n + 1$  equal sections the attenuation would be

$$a_{n+1} \approx \left(\frac{p}{(n+1)^2}\right)^{n+1}$$

If  $p_n$  is the value of  $p$  that makes  $a_n = a_{n+1}$ , then approximately

$$\left(\frac{p_n}{n^2}\right)^n = \left(\frac{p_n}{(n+1)^2}\right)^{n+1}$$


$$\therefore \frac{p_n^{n+1}}{p_n^n} = p_n = \frac{(n+1)^{2(n+1)}}{n^{2n}} \dots (A)$$

$$\text{So } a_n \approx \left(\frac{p_n}{n^2}\right)^n = \left[\frac{(n+1)^{2(n+1)}}{n^{2n} \times n^2}\right]^n = \left(\frac{n+1}{n}\right)^{2n(n+1)} \dots (B)$$

And  $p_{s(n+1)}$  (the  $p$  per section when  $p_n$  is divided into  $n + 1$  sections) is

$$p_{s(n+1)} \approx \frac{(n+1)}{n} p_n \approx \left(\frac{n+1}{n}\right)^{2n} \dots (C)$$

supplies up to 500 volts at 1 amp, or on low voltages up to 10 amps. High-grade Bakelite is employed



Bulgin accessories comprising a two-pin connector, signal lamp and a car ignition interference suppressor.


and although the normal colour is black other shades can be supplied to order.

The non-reversible feature is obtained by a moulded key on the withdrawable socket part and a corresponding keyway in the fixed plug housing. This is a useful feature for d.c. sets. A cable grip is also included. Two-, three- and six-pin connectors are available and the prices are 5s 9d, 6s 3d and 8s 3d respectively.

An interference suppressor for motor car engines has now been added to this firm's range of accessories. It is a plug-in type for the distributor head and is inserted in the lead to the coil. The suppressor resistor is wire wound and is enclosed in a flexible weatherproof moulding. The price is 1s 6d.

New Television Receiver

THE 15-inch tube in the Model 1806 H.M.V. gives a picture size 12½in x 10in and it is claimed that the aluminized screen gives sufficient brilliance for viewing by normal room lighting. The price is £148 4s 5d, with tax.




H.M.V. Model 1806 receiver.


MANUFACTURERS' PRODUCTS

New Plessey Components

SEVERAL new components have been introduced recently by the Plessey Company, Vicarage Lane, Ilford, Essex. One is a ceramic type B8A valve holder with floating nickel silver contacts having a wide



Plessey ceramic B8A valveholder and (below) solid moulded-track volume control.



lead-in angle, which should prevent any likelihood of bent pins or a fractured base provided that the "float" in the socket is not destroyed by stiff wiring. It has a metal centre spigot tube, which also serves as an earthing contact, and a base screening shield incorporating a locating keyway. The inter-socket capacitance is between 0.1 and 0.2 pF while, between all sockets and earth, the capacitance is less than 0.15 pF, a very necessary feature for v.h.f. applications.

There is a laminated plate-type valveholder for the B9A valves having silver-plated phosphor

bronze contacts giving a firm but sound electrical contact with the valve pins.

A volume control, having a solid moulded resistance element contained in a moulded body, is also among the new items. It is designed to be very robust and reliable in operation. Resistance values range from 100 ohms to 2 megohms, while the minimum values, often called the "hop-on" and "hop-off" values, are kept down to 1.0 per cent of the track resistance, or 50 ohms in the lower values. The track will safely carry some direct current so that their usefulness is extended to television controls and cathode bias circuits.

Conventional single-hole fixing is employed and either single- or double-pole on-off switches can be incorporated.

Some Useful Accessories

THE introduction of a new signal lamp fitting taking a modified "Pigmy Sign" mains bulb of 15 watts rating adds some fifty further varieties of signal fittings to the already extensive range made by A. F. Bulgin and Co., Ltd., Bypass Road, Barking, Essex.

The new signal lamp has a B.E.S. screw fitting for the bulb and a 1½in diameter plastic lens which is secured in position by means of three springy tongues and slots cut in the annular ring of the back plate. This plate is riveted to a bracket carrying the B.E.S. lamp holder. Ten varieties of coloured lenses are available and the metal rim can be finished in a wide range of colours and styles. The price is 2s 3d.

Another recently introduced Bulgin product is a fully insulated non-reversible moulded connector. In a 2-pin type it will handle mains

# Unbiased

By FREE GRID

## North of the Border

TELEVISION aerials are not a very conspicuous feature of the Scottish landscape at present. This is not very surprising as Scotsmen very sensibly like to have value for their money and freak reception from A.P. has no attractions for them. In fact, the only installation I actually saw on a recent visit there was owned by a mad dog of an Englishman, but that was not very surprising for, as Noel Coward reminds us, they are apt to do odd things such as going out hatless in the midday sun in the tropics. Licence figures, too, show that there is a dearth of Scottish television installations. I cannot refrain from mentioning, however, that doubts as to the accuracy of licence figures were aroused in my mind when I noticed that some of the "Monarchs of the Glen" showed no signs of movement even when I got to wind'ard of them; their antlers, too, seemed staggeringly symmetrical.



"Staggeringly symmetrical."

In spite of the apparent dearth of television in Scotland, however, I was privileged to witness a better and clearer picture on a television screen than any I have ever seen down here. It was in the saloon of one of those pleasure steamers which convey holiday-makers through the lovely lochs of Scotland. The scene on the screen was merely the same as could have been viewed by going on deck and looking over the side. It was coming from a closed circuit transmitter

mounted for'ard. The idea behind the scheme was to enable passengers to view the surrounding scenery in comfort during inclement weather. It was proposed, so I was told, to mount a screen in front of each seat in the saloon and to arrange for it to be switched on by the insertion of a sixpence.

I need hardly say that the promoter of this money-losing scheme is an Englishman who has omitted to do anything in the way of "market research." As I told him, if he, or anybody else, seriously thinks that a sixpence can be extracted from a Scotsman as easily as this he is very much mistaken. I pointed out that a much simpler plan would be to forego the sixpence and merely provide in the saloon a pre-taken cine-film of the passing scenery. The Scots at home are simple-minded folk—it is only the astute ones who come south—and they wouldn't know the difference between a cine-film and television. They don't know what the latter looks like and are not likely to for many a long day, despite B.B.C. and Government promises. In fact, my opinion of the authors of these promises is aptly expressed by the words of Macbeth about the double-crossing witches, or, better still, by Mr. Asquith's famous "wait and see."

## "Electronicometry"

THE extent to which the technique of radio and electronics is pervading even the most commonplace aspects of our daily lives was brought home to me very vividly a short time ago when I spent one of the last sad days of dying summer at a popular seaside resort. It goes almost without saying that the place had a pier, that strange and bizarre mixture of Byzantine and Victorian architecture which would be tolerated in no other country but England. I stood meditating for a while among the serried ranks of the ubiquitous what-the-butler-saw machines; I was once told at a political meeting that they were installed by the bloated plutocracy at a time when butlers were in short supply in order to induce youths to rush to fill the gaps in their ranks.

The butler has long since gone—he probably died of shock. In return for my penny I was regaled with the sight of some ultra-modern bathing beauties which, I was informed, came to me by cour-



"I heaved up the platform."

tesy of "Seymour Swim-Suits Limited"—very limited, judging by the dimensions of some of the "water-wear."

I was about to leave the pier in search of a shrimp tea when I was attracted to a machine calling itself an electronic brain. It claimed to give my height and weight without any resort to the usual principles of mechanics. In appearance it was much the same as the usual weighing machines except that it had an extra dial for recording height and also a large box-like canopy suspended over the platform.

It was, of course, quite easy to see how the height was calculated as the box-like canopy overhead contained radar apparatus which merely measured the distance of the top of my head from itself and then subtracted it from the known distance to the platform on which I stood. The method of ascertaining my weight did, however, puzzle me and I suspected that the ordinary mechanism of levers and what-not was being used. To settle the question I heaved up the platform with the aid of my umbrella and a monkey wrench which I usually carry about with me and was astounded to find nothing but a stout spiral spring supporting the platform at each corner.

It was not, in fact, until I had sat far into the night in my cell at the local police station that I realized how it worked. The overhead radar gear had measured the distance down to the top of my head when I first stood on the platform, thus giving my height, and then had measured it again when the spring-borne platform and myself had sunk a fraction of an inch under the influence of gravity. The difference between these two readings would, of course, give my weight.

# Vortexion

## SUPER FIFTY WATT

This **AMPLIFIER** has a response of 30 c/s. to 25,000 c/s. within  $\frac{1}{2}$  db, under 2 per cent distortion at 40 watts and 1 per cent at 15 watts, including noise and distortion of pre-amplifier and microphone transformer. Electronic mixing for microphone and gramophone of either high or low impedance with top and bass controls. Output for 15/250 ohms with generous voice coil feedback to minimise speaker distortion. New style easy access steel case gives recessed controls, making transport safe and easy. Exceedingly well ventilated for long life. Amplifier complete in steel case, with built-in 15 ohm mu-metal shielded microphone transformer, tropical finish.

As illustrated. Price **36½ Gns.**



## CP20A. 15 WATT AMPLIFIER

for 12 volt battery and A.C. Mains operation. This improved version has switch change-over from A.C. to D.C. and "stand by" positions and only consumes  $5\frac{1}{2}$  amperes from 12 volt battery. Fitted mu-metal shielded microphone transformer for 15 ohm microphone, and provision for crystal or moving iron pick-up with tone control for bass and top and outputs for 7.5 and 15 ohms. Complete in steel case with valves.


As illustrated. Price **£28 0 0.**

## 30 WATT RECORD REPRODUCER

This amplifier has been produced for extremely high quality gramophone or microphone quality in large halls or in the open. An output power of 30 watts is obtainable at under 1% distortion after the output transformer which is arranged for 4,  $7\frac{1}{2}$ , or 15 ohm output. The most noticeable point is the absence of background noise or hum.

Very generous feedback is employed to help out any distortion developed by the speaker and the large damping factor ensures good transient response. The usual response of 30 to 25,000 cycles plus or minus  $\frac{1}{2}$  db is given, and recording compensation of 5 db per octave lift below 300 cycles is obtainable on the gramophone input by means of a switch. A carefully balanced treble control is arranged to correct top lift on some recordings as well as to reduce scratch on old records without noticeable effect on frequencies below 3,500 to 4,000 cycles. The input is intended for the high fidelity type of pick-up and is fully loaded by an input of .2 volts on 100,000 ohm or  $\frac{1}{2}$  meg. ohm as required. The microphone stage requires an input of .3 millivolts on 15 ohm balanced line through the wide response mumetal shielded microphone transformer. An octal socket is fitted at the rear of the chassis to provide power for feeder units, etc., 6.3 volts at 2 amps and 350 volts at 30 milliamps is available.

Complete in well ventilated steel case. Price **30½ Gns.**



## EXPORT


Enquiries from Overseas will receive prompt attention. Continental Buyers are invited to get into touch with our Belgian Agents:

Ms. Constant L. Bismar,  
129 Avenue de la Reine,  
Bruxelles  
Téléh. 16.10.31.

## FOUR WAY ELECTRONIC MIXER

This unit has 4 built-in, balanced and screened microphone transformers, normally of 15-30 ohms impedance. It has 5 valves and selenium rectifier supplied by its own built-in screened power pack: consumption 20 watts. Suitable for recording and dubbing, or large P.A. Installations since it will drive up to six of our 50 watt amplifiers, whose base dimensions it matches. The standard model has an output impedance of 20,000 ohms or less, and any impedance can be supplied to order.

Price in case with valves, etc., **£24.**



VORTEXION LIMITED, 257-261 THE BROADWAY, WIMBLEDON, LONDON, S.W.19  
Telephones: LIB 2814 and 6242-3  
Telegrams: "Vortexion, Wimble, London"

# Our Success Story . . . is shared with our Students

The increasing demand for our HOME STUDY and DAY COURSES in Radio, Television and Kindred Electronic subjects, compels us to move to larger premises. At our new address we shall have much more accommodation for staff, larger and better equipped classrooms and laboratories and improved boarding facilities.

## ★ 91% PASSES ★

In recent City & Guilds examinations, our candidates were remarkably successful. No less than 91% achieved passes. A large proportion of which were "first classes".

*WRITE FOR FREE BOOKLET which gives full details of all courses. In addition to HOME STUDY there are the following DAYTIME courses:*

PRINCIPLES & PRACTICE OF RADIO — 1 Year.

TELECOM. ENGINEERING — 2 Years.  
(City & Guilds Final Certificate)

ELECTRONICS ENGINEERING — 3 Years.  
including 1 year in E.M.I. Factories.  
(City & Guilds Full Technological Certificate)

P.M.G. MARINE AND AIR RADIO OPERATORS 1st Class Certificates.




## E.M.I. INSTITUTES

*Associated with "H.M.V.", Marconiophone, Columbia, etc.*

E-153

Dept. 127, 43, Grove Park Road, Chiswick, W.4 Telephone: CH1swick 4417/8



Our new premises in Pembridge Sq. W.2 (3 minutes from Notting Hill Gate) will be opened early in 1950.

## WELL PAID CAREERS.

Letter from SIR BEN LOCKSPEISER, M.A., M.I.Mech.E., F.R.Ae.S. when Chief Scientist to the Ministry of Supply to Professor Trewman, the Principal.

"I am much interested in the courses of training in electronics at E.M.I. Institutes. Apart from the obvious need for such trained people in the Radio and Television industry, there is a rapidly increasing demand in very many other fields . . . . Although scientists possessing University Degrees are required in increasing numbers, many times this number of skilled technologists are needed . . . . We look forward to receiving the names of your students when their courses are complete".

# ELECTRONIC CIRCUITRY

## Selections from a Designer's Notebook

By J. McG. SOWERBY (Cinema Television Ltd.)

SOME months ago it was pointed out in these columns<sup>1</sup> that a cathode follower is sometimes used for stabilizing the current in a television cathode-ray tube focus coil. As this aroused some interest it

### Direct Current Stabilizers

has been thought worth while to present the following brief notes on current stabilizers in general, as they have various laboratory uses, one of which is the stabilization of the currents in the lens coils of an electron microscope.

Normally a current stabilizer is required to stabilize not only against fluctuations of the supply mains, but also against changes of resistance of the component through which an unvarying current is required. To be definite, let us call this component a coil whose resistance (if wound with copper wire) will change with temperature. A significant change in temperature may well be caused by the power dissipated in the coil when the current is flowing.

Current stabilizers may be looked at in two different ways, and it is largely a matter of personal preference which is chosen, as they lead to the same conclusions. If the coil is placed in series with a resistance of value high compared with that of the coil and a correspondingly high voltage applied to the two components in series, then changes of coil resistance will have little effect on the current flowing, provided the supply voltage is constant. For example, if the series resistance is ten times the coil resistance, a change of one per cent in the resistance of the coil will represent a change of only 1/11 per cent in the total resistance, and the percentage current change is similarly reduced by a factor of eleven.

A straightforward current stabilizer for a coil of resistance 5,000

ohms to be supplied with 20 mA might be constructed as indicated in Fig. 1. This arrangement would discriminate against mains fluctuations by the stabilization ratio of the voltage stabilizer, and against coil resistance fluctuations by a factor of eleven. The supply voltage required is 55 kΩ × 20 mA = 1,100 volts. The power to be supplied is equally easy to calculate and is 1,100 volts × 20 mA = 55 watts, and of this total power only 5 kΩ × (20 mA)<sup>2</sup> = 2 watts is actually supplied to the coil. Thus the arrangement is very wasteful of power, and this is only one of its faults.

By the use of a device capable

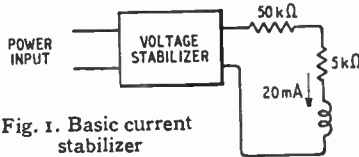


Fig. 1. Basic current stabilizer

of passing a useful current at a reasonable voltage, and yet having a high (a.c.) resistance to changes of current a much more economical circuit can be designed. Such a circuit is that shown in Fig. 2.

Here  $V_1$  is a triode whose effective internal resistance is increased from  $r_a$  (the normal anode resistance of the valve) to  $R_0 = r_a + (\mu + 1) R_k$  where  $\mu$  = amplification factor.

$V_2$  is a stabilizer tube whose running potential is  $V_n$ , and this supplies a nominally constant grid bias to  $V_1$ . If we make the assumption—which is nearly true for a high- $\mu$  valve—that the potential across  $R_k$  is also  $V_n$ , we may re-write the internal resistance as

$$R_0 = r_a + \frac{(\mu + 1) V_n}{i}$$

where  $i$  = required stabilized current.

Putting in practical values of  $R_a = 3k\Omega$ ,  $\mu = 28$  (for an EF55)  $V_n = 85$  volts (for an 85A1) and

$i = 20$  mA, we find  $R_0 = 126 k\Omega$ . If the coil resistance  $R_c = 5 k\Omega$  the coil will drop 100 volts at 20 mA so that the coil and  $R_k$  together account for 185 volts. If a supply potential of 350 volts is used, 165 volts will appear across the valve, and, at this anode voltage, reference to the valve curves shows that no grid current flows.

In such an arrangement the effect of a change of coil resistance of one per cent on the current flowing is reduced to about 0.04 per cent. The total resistance in the circuit is  $(126 + 5) = 131 k\Omega$ , so that if the h.t. supply line changes by 10 per cent (35 volts), the change in current is only  $35/131 = 0.27$  mA, or rather less than 1.5 per cent of the total coil current. The total power consumed (excluding the stabilizer tube circuit) is  $350 V \times 20 mA = 7$  watts, and of this, 2 watts is supplied to the coil. This contrasts very favourably with the arrangement of Fig. 1.

The circuit of Fig. 2 can be looked at a second way in which the coil is regarded as having a resistance  $R_k$  in series with it,

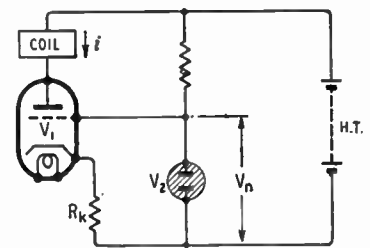


Fig. 2. Simple practical current stabilizer

and the aim is to maintain a constant voltage across  $R_k$ . Obviously if the voltage across  $R_k$  is unchanged, and  $R_k$  remains unchanged, then the current through  $R_k$  must remain unchanged. As any current that

<sup>1</sup> Wireless World, September, 1948, p. 322.

**Electronic Circuitry—**

flows through  $R_k$ , also flows through the coil, the coil current must also remain unchanged. This way of looking at the circuit quickly leads one to the more refined and effective circuit of Fig. 3.

In Fig. 3,  $V_1$  and  $V_2$  correspond to  $V_1$  and  $V_2$  in Fig. 2, but now an amplifier valve  $V_3$  has been interposed. As this valve is actually a cathode-coupled pair it amplifies the difference in potentials applied to the two grids. One of these potentials is the reference potential  $V_n$  derived across  $V_2$ , and the other is that

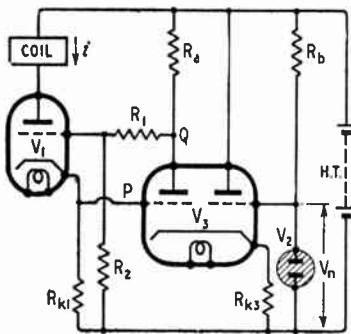


Fig. 3. More advanced current stabilizer

across  $R_{k1}$ . The amplified signal across  $R_a$  is applied via the potentiometer chain  $R_1, R_2$  back to the grid of  $V_1$  in such a way as to tend to maintain the potential across  $R_{k1}$  equal to  $V_n$ . Analysis shows that the effective resistance in series with the coil is increased by the introduction of the amplifier valve  $V_3$ . It is found that for this circuit

$R_0 = \mu_1 A_3 V_n / i$  approximately where  $\mu_1 =$  amplification factor of  $V_1$ .

$A_3 =$  gain from cathode to grid of  $V_1$  through  $V_3$ .

In practice it is not easy to make  $A_3$  much greater than 10, and if each triode of  $V_3$  has  $\mu_3 = 70$ , the cathode coupling will restrict the gain from P to Q to less than  $70/2$ —say 25, and a further loss of  $1/2$  will take place from Q to the grid of  $V_1$  if  $R_1 = R_2$ . So much loss in the  $R_1, R_2$  coupling chain is a consequence of the need to maintain the correct standing potentials at P and Q. The choice  $R_1 = R_2$  is often convenient, and

the anode-cathode potential of the left-hand side of  $V_3$  will be nearly equal to  $V_n$ .

Taking practical values of  $\mu_1 = 28$  (EF55),  $V_n = 85$  volts,  $i = 20$  mA,  $A_3 = 10$ , we find the effective resistance  $R_0 = 1.2$  M $\Omega$  (approximately) in series with the coil. Making the assumption\* that  $V_n$  is constant, the effective stabilization ratio to the cathode of  $V_1$  is approximately  $S_0 = \mu_1 A_3$  ( $= 280$  for the values assumed above), so that discrimination against both mains fluctuations and changes of coil resistance is very good. One point is rather important; as the coil current is determined by the current through  $R_{k1}$ , it is imperative that this component shall be highly stable, and low temperature coefficient wire-wound resistors should be used. To control the value of the stabilized current it is generally best to switch in different values of  $R_{k1}$  for large changes, and to vary the effective value of  $V_n$  for small changes by arranging for the right-hand grid of  $V_3$  to be connected to the slider of a potentiometer across  $V_2$ , so that the effective  $V_n$  can be varied (say) from 85 to 70 volts.

The informed reader will have recognised that the arrangement of Fig. 3 closely resembles a voltage stabilizer, and other voltage stabilizer circuits were ably described recently in this journal.<sup>3</sup> The interested reader will be able to adapt these other circuits in the

represents the ultimate in performance, although it is satisfactory for a variety of applications.

**RESISTANCE-coupled phase-splitters** were discussed at length in this journal<sup>3</sup> some time ago, and these may broadly be divided into low- and high-gain types. Examples of the latter are the cathode-coupled and see-saw phase-splitters. Some designers of these circuits avoid the use of triodes, because of the increase of input capacitance due to the Miller effect. It is not always realized that neutralization can often be employed, and this may, in some circumstances, be a material aid in maintaining the response at the higher frequencies.

**Neutralizing Phase-splitters**

Fig. 4 shows a cathode-coupled phase-splitter driven by some previous amplifier stage S. Those who studied the recent article on the Miller effect (August issue) will remember that the anode-grid capacitance  $c_{ag}$  is effectively multiplied by the gain of  $V_1$  from grid to anode, and appears effectively between the grid of  $V_1$  and earth. Thus, although  $c_{ag}$  may be only 3 or 4 pF, the effective input capacitance of  $V_1$  may be up to 100 pF, and this may be serious if S is a pentode of the 6J7 type, with a high-resistance anode load.

This large input capacitance is a consequence of the fact that any

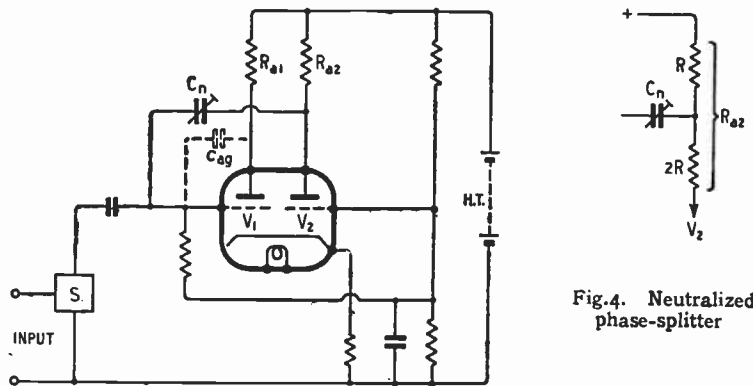


Fig. 4. Neutralized phase-splitter

light of what has been said above, and it may be remarked that the circuit of Fig. 3 by no means

signal voltage at the anode of  $V_1$  is out of phase with that at the grid. But the signal at the anode of  $V_2$  is fortunately in phase with

\* Only true when  $R_0$  is very much larger than the effective resistance of  $V_3$ .

<sup>3</sup> "Stabilized Power Supplies," M. G. Scroggie, *Wireless World*, Oct., Nov., Dec., 1948.

<sup>3</sup> W. T. Cocking, *Wireless World*, Jan., Feb., March, April, May, 1948, with particular reference to April, p. 126 and May, p. 183.

Electronic Circuitry—

that at the grid of V<sub>1</sub>. Hence a neutralizing capacitance C<sub>n</sub> equal to c<sub>ag</sub> may be connected as shown and the undesirable effects of c<sub>ag</sub> are neutralized at ordinary frequencies where the amplifier behaves essentially as a resistance-coupled stage. The actual capacitance of c<sub>ag</sub> is practically never more than 5 pF, so that C<sub>n</sub> must be restricted to some value not more than this. It is often convenient\* to split R<sub>a2</sub> (as shown at the side of Fig. 4) so that signal voltage fed to C<sub>n</sub> is reduced by a factor of three. This enables an

\* But theoretically incorrect. However, the method is legitimate as long as the anode resistances from which c<sub>ag</sub> and C<sub>n</sub> are fed are very low compared with the reactances of c<sub>ag</sub> and C<sub>n</sub>. This is nearly always the case in practical circuits up to about 20 kc/s.

ordinary r.f. trimmer (e.g. 5-15 pF) to be used, and avoids the necessity for a special component.

A good method of adjusting the circuit is to apply a square wave-form to the input of S (frequency about 1 kc/s for audio amplifiers), view the output on an oscilloscope and adjust C<sub>n</sub> for the best results. This method generally leads to slight over-neutralization, but this is only undesirable if carried to excess so that the circuit is on the verge of oscillation.

This method of reducing the input capacitance of amplifiers was used in some radar circuits, and for further information the reader is referred to "Waveforms," Chance, Williams, Hughes, Mac-Nicol and Sayre, M.I.T. Rad. Lab. series, Vol. 19, p. 767. McGraw Hill.

over any distances from this country during October.

It is not likely that Sporadic E will be much in evidence.

Ionospheric storms are often prevalent during October and some considerable periods of poor communication are therefore to be expected. At the time of writing it appears that ionospheric storms are most likely on 8th-9th, 18th-21st and 24th-26th.

Starting this month it is intended to give the predicted working frequencies for four long-distance circuits running in different directions from this country in graphic, instead of in tabular, form, as hitherto. Although the graphs are largely self-explanatory, the following few words may be said about them. A dashed line in each graph indicates the predicted m.u.f. for the circuit for each hour of the day, average for the month—and thus represents the highest frequency which should be usable at each hour for fifty per cent of the total time. The full line indicates the so-called o.w.f.—the frequency below which it should be possible to maintain regular communication: i.e., on every day of the month except those during which ionosphere storms are in progress. The dot-dashed line is for the use of those whose primary object is the working of certain bands; it gives the highest frequency likely to be usable at each hour for about 25 per cent of the time.

# SHORT-WAVE CONDITIONS

## August in Retrospect : Forecast for October

By T. W. BENNINGTON (Engineering Division, B.B.C.)

DURING August the average daytime maximum usable frequencies for these latitudes were somewhat higher than during July, whilst those for night-time were appreciably lower. This is in conformity with the usual seasonal trend, and m.u.f.s should now continue this type of variation towards the winter. Daytime working frequencies were, therefore, fairly high, though not high enough to permit regular use of frequencies like the 28-Mc/s band. Night-time frequencies of 9Mc/s were often needed on some circuits.

Sunspot activity during the month was, on the average, considerably higher than during July.

Sporadic E was prevalent during the month, though somewhat less so than during July; and medium-distance communication on high frequencies by way of the medium was frequently possible. It is expected that the rate of incidence of Sporadic E will now decrease rapidly.

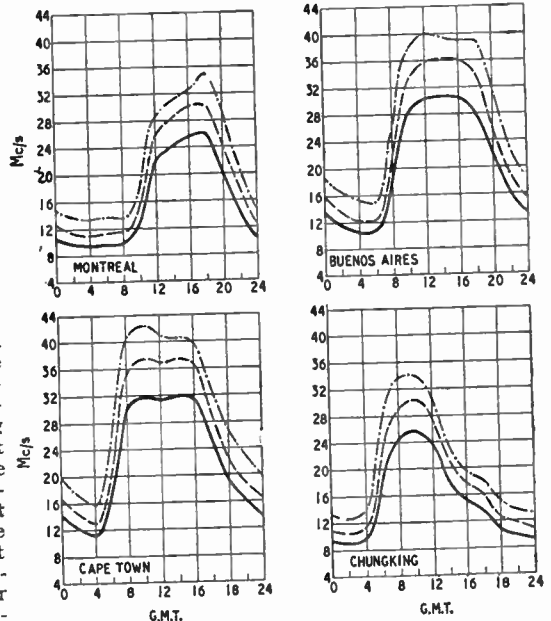
August was a much more disturbed month than July, one long period of 14 days never being quite free of disturbance. This was 3rd-16th, the other disturbed period being 29th-31st. Most severely disturbed days were 3rd, 4th, 5th and 8th "Dellinger" fadeouts were reported on 5th (2), 11th, 16th, 17th 20th and 31st, those of 5th, 17th and 31st being intense.

Long-range tropospheric propaga-

tion does not appear to have been very frequent during the month.

Forecast.—During October day-time m.u.f.s in the Northern Hemisphere will continue to increase, and, towards the end of the month, should reach exceptionally high values. It is unlikely, however, that they will be so high as those reached during the same period of the last two years. Night-time m.u.f.s should continue to decrease.

Working frequencies for long-distance communication should therefore be high by day, frequencies like the 28-Mc/s band being frequently—if not regularly—usable over most transmission paths. At night 9 Mc/s should be about the highest regularly usable frequency, and lower ones will be necessary for some circuits. It is not expected that the E or F<sub>1</sub> layers will control transmission



— FREQUENCY BELOW WHICH COMMUNICATION SHOULD BE POSSIBLE ON ALL UNDISTURBED DAYS  
- - - PREDICTED AVERAGE MAXIMUM USABLE FREQUENCY  
- · - · - FREQUENCY BELOW WHICH COMMUNICATION SHOULD BE POSSIBLE FOR 25% OF THE TOTAL TIME

# VENTED LOUDSPEAKER

## Basis of Design to Match Existing Loudspeaker Units

By C. T. CHAPMAN (Goodmans Industries)

THE large irregular plane baffle, or, better still, a baffle of "infinite" dimensions, such as a hole in a wall, although basically representing the optimum method of loading

provides a promising approach to the problem.

The equivalent circuit of a loudspeaker mounted in a vented cabinet, Fig. 1 (a) is shown at (b), where  $L_c$ ,  $C_c$ ,  $R_c$  represent the diaphragm mass, the acoustic capacitance or compliance of the suspension system, and the resist-

value can be obtained from the loudspeaker manufacturer, although on a standard product, which may have a nominal resonance of say 55 c/s, the manufacturer's tolerance may well be 10 c/s. It is therefore advisable to check the resonance of the actual unit, although, as is explained later, certain variations in resonance can be obtained in the cabinet by change of vent length.

A second consideration is the area required for the vent. This should be equal to the piston area of the loudspeaker diaphragm so that

$$\text{Vent area} = \pi r^2 \quad \dots (1)$$

where  $r = \frac{1}{2}$  piston diameter of diaphragm.

The initial enclosure volume  $V$  is obtained by equating the expressions for the reactances  $C_v$  and  $L_v$  which are equal at resonance and solving for  $V$  as originally proposed by Hoekstra. It will be shown later that this initial

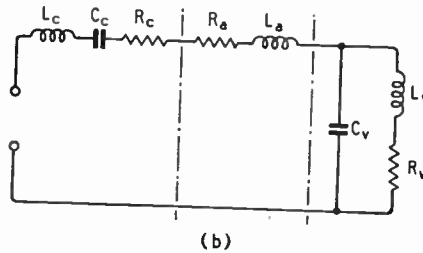
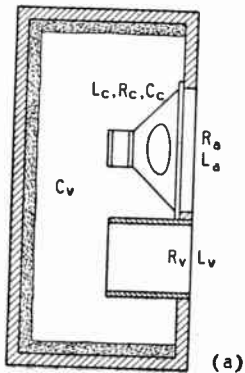


Fig. 1. Section of vented cabinet loudspeaker (a), and, (b), equivalent electrical analogue.

for a direct-radiator type loudspeaker, is seldom practicable. The result is that the baffle dimensions are reduced below the minimum required for the proper development of the lower frequencies. The musical balance is upset, and, even more serious, the loudspeaker diaphragm may develop excessive amplitudes, resulting in intermodulation and harmonic distortion. This effect is often unwittingly worsened by the user, who, in an attempt to obtain increased bass output, provides bass boost in his amplifier equipment.

The problem is a very real one, for, to provide adequate loading on the diaphragm down to 55 c/s, a plane baffle 10 feet in diameter is required, with attendant difficulties of construction, maintenance of rigidity, etc.

The basic requirement is to increase the radiation resistance at the lower frequencies, and it can be seen that the use of a Helmholtz resonator or a vented chamber

of the suspension system respectively,  $R_a$  and  $L_a$  the resistance and inductance of the air loading on the front of the diaphragm.  $C_v$  is the acoustical capacitance of the enclosed volume, and  $R_v$  and  $L_v$  the acoustic radiation resistance and inductance of the vent.

$C_v$  and  $L_v$  are proportioned to resonate at the same frequency as the effective mass and compliance ( $L_c$  and  $C_c$ ) of the loudspeaker diaphragm, thus reducing the diaphragm excursions and the output directly radiated at this frequency.

Also, since the phase difference between the volume currents in  $L_v$  and those generated at the immediate rear of the diaphragm may be as much as  $180^\circ$ , the sound issuing from the vent may be in phase with that directly radiated.

A primary design consideration, therefore, is a knowledge of the loudspeaker resonant frequency, so that the enclosure dimensions can be determined. The exact

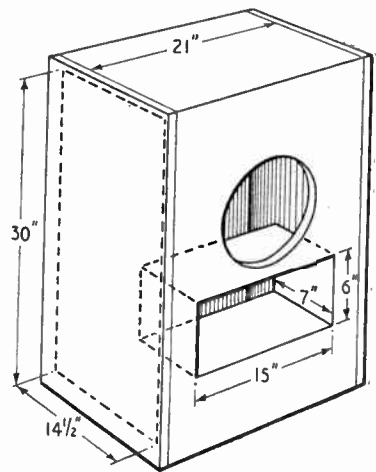


Fig. 2. Dimensions of a typical cabinet, designed to match a 12in. (10in effective) diameter loudspeaker with a fundamental resonance of 57 c/s.



# CABINETS

volume must be modified before the final enclosure volume  $V_1$  is determined.

Thus the capacitive reactance of the enclosed volume is:—

$$X_{cv} = \frac{c^2 \rho}{\omega V} \dots \dots (2)$$

where  $V$  = the initial volume.  
 $\rho$  = density of air.  
 $c$  = velocity of sound in air.  
 $\omega$  =  $2\pi f$ .  
 $f$  = loudspeaker resonant frequency.

and the reactance of the mass of air in the release opening is

$$X_{Lv} = \left[ \frac{\omega \rho}{\pi r^4 k^3} \right] K_1(2kr) + \frac{\rho \omega l}{\pi r^2} \dots (3)$$

and equation (3) will reduce to

$$X_{Lv} = \frac{3.4 f \rho}{r} + \frac{2 f l \rho}{r^2} \dots (4)$$

Equating  $X_{cv}$  and  $X_{Lv}$  an expression for  $V$  is obtained:

$$V = \frac{c^2 r^2}{4 \pi f^2 (1.7r + l)} \dots (5)$$

As can be seen from equation (5), changes in resonance of a given enclosure may be effected by modifying the length of the vent.

Although it is desirable to obtain the minimum volume, the vent should only be extended to the centre of the enclosure as shown in Fig. 1 (a), so that it may be lengthened or shortened as necessary to obtain the

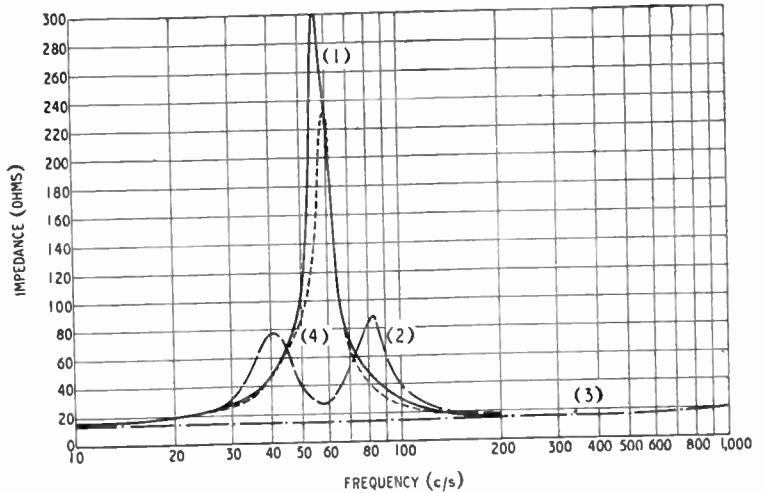
final adjustment to compensate for the cabinet makers' tolerances, and the exact loudspeaker resonance.

It must be remembered that both the loudspeaker and the vent will displace a volume which must be added to  $V$  to obtain the final volume  $V_1$  on which the cabinet size is based.

The final dimensions of an enclosure of the required volume will be a matter of personal taste and convenience, but the basic design of a cabinet which has been used in various forms with reliable results is as follows:

The loudspeaker is a standard 12in model with an actual piston

Fig. 4. Impedance curves of unit with 57 c/s resonance in various baffles. (1) No baffle, (2) Vented cabinet of Fig. 2, (3) Diaphragm clamped, (4) Infinite baffle (hole in wall).



diameter of 1oin. Then with a resonant frequency of 57 c/s, suggested length of vent 7in,  $c = 1185$ ft per sec and  $r$  and  $l$  in inches.

$$V = \frac{1185^2 \times 12^2 \times 5^2}{4 \pi 57^2 \times 15.5} = 8,000 \text{ cu in.}$$

Volume of vent = 540 cu in.

$$\text{Volume of loudspeaker} = \frac{200}{740} \dots$$

$\therefore$  Final cabinet volume  $V_1 = 8,000 \text{ cu in} + 740 \text{ cu in} = 8,740 \text{ cu in.}$

Suggested dimensions:

- Height 2ft 6in
- Width 1ft 9in
- Depth 1ft 2in.

With area of vent 80 sq in.

When the original cabinet was made, as shown in Fig 2, it was decided to have the vent variable in length for measurement purposes, and to enable a correction to be made, if necessary, to the final resonance figure.

Fig 3 shows the effect on the impedance curve of changing the resonance of the loudspeaker. Changing the unit for the one for which the cabinet was designed, with a free air resonance of 57 c/s, various measurements were taken as shown in Fig 4. The free air impedance curve of this unit is typical of the normal high-flux 12in unit obtainable to-day, and,

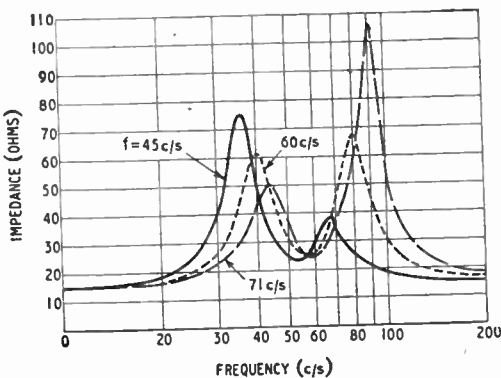


Fig. 3. Effect of cabinet of Fig. 2 on speech-coil impedance curves of loudspeaker units with resonances other than the design frequency of 57c/s.

where  $l$  = length of vent

$$k = 2\pi/\lambda$$

$\lambda$  = wavelength

$K_1$  = Bessel function of first order

$r$  = radius of opening =  $\frac{1}{2}$  piston dia. of diaphragm

and  $\rho$ ,  $\omega$  and  $f$  are as defined for equation (2).

A series which may be substituted for the factor  $K_1(2kr)$  is

$$\frac{2}{\pi} \left[ \frac{(2kr)^3}{3} - \frac{(2kr)^5}{5} + \frac{(2kr)^7}{7} - \dots \right]$$

If  $f$  remains less than 150 c/s and  $r$  is less than 25 cm, the second and third terms of this series may be neglected with sufficient accuracy,

**Vented Loudspeaker Cabinets—**

as can be seen at (1) of Fig 4, rises to almost astronomical heights at resonance. When put in the cabinet, however, with the anti-phase resonance at the same frequency, the result can be seen at (2) of Fig 4, with the diaphragm clamped at (3), and mounted on a baffle of "infinite" dimensions at (4). Variations of vent length from 4in to 7in and 10in give the resonances of 63.5, 58 and 53 c/s respectively, equal to those for cabinet volumes

of 9,800, 8,000 and 6,700 cu in respectively, when the vent length is kept at 7in.

The basic formula in this article has been used successfully over a wide range of requirements, from a cabinet housing a 6in speaker with a bass resonance of 130 c/s up to four 18in speakers each with a resonance of 50 c/s. It is, however, imperative in all designs that the cabinet be rigidly constructed, for any resonance in the individual panels will cause a sharp attenuation at the fre-

quency concerned, and, if the resonance is particularly severe, the panel itself will radiate.

It is necessary to line the inside of the back, top and bottom of the cabinet with felt or cotton wool in butter muslin to minimise standing waves.

**REFERENCES**

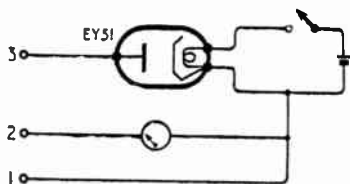
- Rayleigh. "Theory of Sound," Macmillan.  
 C. E. Hoekstra. "Vented Loudspeaker Enclosures." *Electronics*, March, 1940.  
 F. Olson. "Elements of Acoustical Engineering," van Nostrand, Macmillan.  
 F. W. Smith. "Resonant Loudspeaker Enclosure Design." *Communications*, August, 1945.



General view of the instrument.

**I**N television, it is often necessary to be able to measure high voltages, but the internal impedances of their sources are usually so high that ordinary methods are inapplicable. The electrostatic voltmeter is particularly useful because it draws no current from the source in d.c. measurements.

It consists essentially of a variable capacitor to the rotor of which is attached a pointer. The rotor is spring-loaded so that in the absence of any force acting to enmesh the vanes the capacitor



Circuit of electrostatic meter and peak-measuring diode.

## HIGH - VOLTAGE MEASUREMENT

### R.M.S. and Peak Values

is always at its minimum value. On connecting a high-voltage source to the capacitor it becomes charged and the electric field between the plates exerts a mechanical force which tends to enmesh the plates. The rotor plate actually does move, carrying with it the indicating pointer, and comes to rest when the force produced by the electric field balances the restoring force of the spring.

Usually the rotor has a single vane and the stator one or two. The clearance between them is considerable—often as much as  $\frac{1}{16}$ in—so that the capacitance is very small. It is commonly of the order of 20 pF.

With vanes of straight-line capacitance, the instrument has a square-law scale, but in practice, it is usual to shape the vanes to give an approximately linear scale. The shaping is usually such that the scale is cramped at each end and open in the middle.

The electrostatic voltmeter can be used with alternating as well as direct supplies and measures the r.m.s. value of a sine waveform. It is independent of frequency as long as its capacitance current is negligibly small.

If it is fed through a diode, it becomes a peak voltmeter indicating the peak value of alternating waveforms. An instrument of this kind is shown in the photographs and the arrangement is given in the circuit. It is built around a  $3\frac{1}{2}$ -in meter of 5 kV full-

scale reading; the instrument used was actually a Government-surplus type covering 1-5 kV.


For use as a normal electrostatic voltmeter, connection is made to terminals 1-2. For use as a peak voltmeter, connection is made to terminals 2-3. The valve is a



Interior view showing the valve and batteries.

Mullard EY51 with its filament heated from two No. 8 torch batteries. As shown in the circuit, the instrument measures the peak value when the input makes terminal 3 positive with respect to terminal 2.

*Marconiphone  
invites you to  
a grand 'stand' view*



### AT OUR RADIOLYMPIA STAND

*Here you will be welcome to inspect the complete range of Marconiphone products which includes Television, Radio, Record Players, Valves and Batteries.*

*Make a point of seeing this new low-priced Model T21A which represents the finest value for money in radio today. It is a five-valve, three-wave-band table receiver for A.C. Mains (195/255 volts 50-100 cycles) with the following special features ● Astonishing tonal fidelity due to new form of negative feedback ● "Spot-on"*

*tuning of 3 pre-selected stations as well as flywheel manual tuning ● Inbuilt aerial fitted—only mains connection needed for normal requirements ● Sockets for pick-up or record player ● Provision for external loudspeaker with special plug/switch for selection of Internal/External loudspeakers ● Handsome walnut cabinet with brown moulded control knobs ● Price £17.19.6 plus £3.17.11 Tax.*


# MARCONIPHONE

THE GREATEST


*Gi Marconi*

NAME IN RADIO

# Latest additions to the PHILIPS range of sound reproducing equipment



**A new amplifier . . .** The outstanding features of this new Philips Amplifier include: A high degree of voltage amplification; an output of 100 watts; and very little waste heat, giving cool running and long life. An unusual feature is that the output is well maintained even at extremes of the audio spectrum, and generous negative feedback taken over the output transformer provides excellent loudspeaker damping. List price 100 guineas.



## A new loudspeaker

This new Philips all-metal Central Diffusion Loudspeaker is for ceiling mounting or suspension. It is attractively finished in a pleasing shade of cream that will harmonize well with any type of surrounding. Dimensions are 15 in. diameter, 8 in. deep. A Philips type 9803 unit is fitted in the loudspeaker which has a 100 volt transformer tapped for 1, 3 and 6 watt operation. List price £7

**Full range of literature available**

A complete range of literature covering the full Philips range of S.R.E., and an extensive new price list, are now available upon request.



## PHILIPS ELECTRICAL

LIMITED

AMPLIFIER DEPARTMENT, CENTURY HOUSE, SHAFTESBURY AVENUE, LONDON, W.C.2

(A509A)

# G.E.C. QUARTZ CRYSTAL UNITS

## For Reliable Radio Communications



From take-off to landing, the safety of passengers, cargo and machines is largely dependent on trouble-free radio communication.


Weather reports, conditions at terminal airports etc., must be reported to aircrews.

Navigation by radio beacons plays an important part in keeping the planes flying safely on their assigned routes.

Be sure, then, that the Quartz Crystal Units in your radio equipment are the best obtainable, for they are the most critical components.

Pioneering research and experience in making over a million units, ensure a product of the finest available quality at competitive prices. We can give rapid delivery for your urgent requirements.

When the requirement is exceptionally urgent, phone Middleton (Lancs.) 2424 or Temple Bar 4669 (London).



**SALFORD ELECTRICAL INSTRUMENTS LTD.** PEEL WORKS - SILK ST. SALFORD 3 - LANCs.

A Subsidiary of THE GENERAL ELECTRIC CO. LTD. OF ENGLAND

# REFLEX VALVE VOLTMETER

By  
M. G. SCROGGIE, B.Sc., M.I.E.E.

## A Simple but Effective Method of Stabilization

**M**OST present-day valve voltmeters have as their basis a pair of similar valves with the meter connected between cathodes or anodes. This arrangement, which by itself is suitable

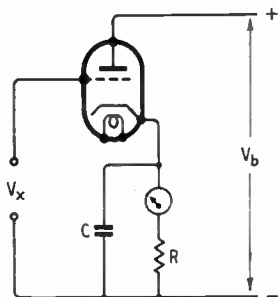


Fig. 1. Reflex (or automatic slide-back) valve voltmeter in its simplest form.  $V_x$  is the voltage to be measured. If the input terminals are liable to be open-circuited, an internal high resistance across them is desirable.

for d.c. measurements, is usually supplemented by a diode rectifier for a.c. Although the effective mutual conductance of the pair of meter-driving valves used in this way is only half the actual  $g_m$  of one of them, at least they can be worked on the "straight" of their characteristics, where  $g_m$  approaches its maximum. If the valves are well matched, their comparatively large anode current under these conditions is automatically balanced out, and this balance is unaffected by changes in anode voltage. The diode gives linear rectification over a large range of input voltage, which is not limited by the supply voltage available for the instrument.

Yet for some purposes, especially for level indicators incorporated in signal generators,\* etc., this three-valve voltmeter is rather

\* For example, the audio signal generator described in the August and September issues.

more elaborate than one may wish. And although the zero setting is stable (always assuming that the valves really are similar), the calibration depends directly on the valves'  $g_m$  and hence indirectly on the anode voltage. Provided that one is not chiefly interested in measuring very low or very high voltages, there is still a lot to be said for what is generally known as the reflex valve voltmeter, but which can also be regarded as an automatic slide-back type.

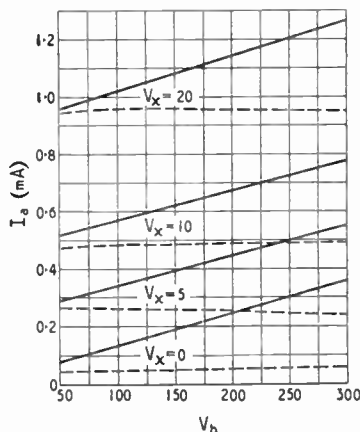


Fig. 2. The full lines, which apply to the circuit of Fig. 1, show how the meter deflection depends on the supply voltage,  $V_b$ . The readings were taken with  $R = 25 \text{ k}\Omega$ ,  $\mu = 30$ ,  $g_m$  (nominal) =  $3.5 \text{ mA/V}$ , and  $C = 50 \text{ }\mu\text{F}$ ; and  $V_x$  is specified in r.m.s. values of 50-c/s sinusoidal voltage. The dotted lines show the effect of adding  $R' (= \mu R)$  (Fig. 4), in this case  $750 \text{ k}\Omega$ .

As Fig. 1 shows, it is extremely simple. Compared with the diode type, which in some ways it resembles, it has the advantage that the "signal,"  $V_x$ , is relieved of the burden of supplying the power in the load resistance, so

the input impedance can be very high even although the meter current may be as much as several milliamps. On the other hand, the maximum voltage that can be measured is limited to something less—generally a good deal less—than the supply voltage,  $V_b$ .

Before discussing the functioning and design of this type of voltmeter in detail, let us note the important improvement that was incorporated in the example just cited. In its simplest form (Fig. 1), the system suffers from the disadvantage that both the zero setting and the calibration depend on  $V_b$ . This fact is shown by the full lines in Fig. 2, the results of readings taken with the circuit values stated thereunder. As we see, the "zero" current (i.e., with  $V_x = 0$ ) is very closely proportional to  $V_b$ . In some applications  $V_b$  may be far from constant and it may not be convenient to use a voltage stabilizer. The very appreciable zero current is also a nuisance.

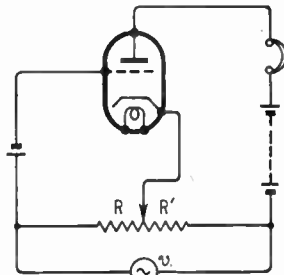


Fig. 3. Well-known method of measuring  $\mu$ , showing basis of stabilizing method (Fig. 4).

A simple and effective way out of both difficulties can be derived from the classic circuit for the measurement of  $\mu$  (Fig. 3). Except for the presence of  $R'$  this is essentially the same as Fig. 1,

**Reflex Valve Voltmeter—**

the output,  $v$ , of the generator representing changes in  $V_b$ . The ratio of  $R'$  to  $R$  is adjusted until there is no signal in the valve

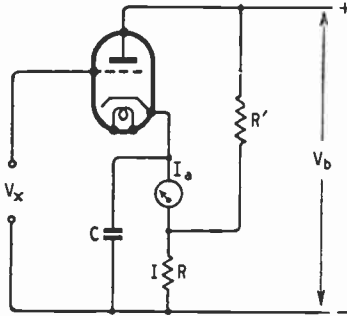


Fig. 4. Adding  $R'$  ( $= \mu R$ ) to Fig. 1 very effectively stabilizes the instrument against variations in  $V_b$ , as demonstrated by Fig. 2.

circuit. Then  $\mu = R'/R$ . Put another way, the value of  $R'$  required in this circuit to prevent changes in supply voltage from causing changes in valve current is  $\mu R$ . All that is needed to stabilize the reflex valve voltmeter against variations in  $V_b$ , then, is to add  $R'$  (Fig. 4). Even though  $g_m$  and  $r_a$  vary considerably as the working point of a valve is shifted, and also when the valve ages,  $\mu$  remains nearly constant; so once  $R'$  has been correctly set for a given  $R$  and valve it can be relied upon to remain correct.

It may not be obvious at first glance that this stabilization will necessarily hold good under signal-handling conditions, over the full range of measurement; so we shall look into that when considering the working in detail. But in the meantime the dotted lines in Fig. 2 offer experimental evidence that a fixed value of  $R'$  does, in fact, give almost perfect stabilization not only at zero but also at any signal level. In this case at least, variations in zero setting and in calibration are hardly appreciable over a supply voltage range of 50 to 300. Not only so, but the zero current is so much reduced that devices for balancing it out are unnecessary.

Heater voltage is not likely to vary so much as  $V_b$ ; a reduction of 15% (which is certainly outside good practice) was found to affect

a mid-scale reading by less than 2%.

Let us first consider the voltmeter in its Fig. 1 form. *Mutatis mutandis*, the same consideration applies to the so-called infinite-impedance detector.

The zero condition is easily ascertained from the appropriate  $I_a/V_g$  curve (Fig. 5) by drawing a load line (the reciprocal of its slope representing  $R$ ) from the origin  $O$  and noting the point of intersection  $A$ . This point indicates the initial meter current and the bias developed by it in  $R$ . For strict correctness the usual constant- $V_a$  characteristic curve would have to be "de-sloped" slightly to allow for the fact that  $V_a$  becomes progressively less than  $V_b$  as the current is increased; this can easily be done, of course, but is hardly worth while in practice, as the difference is trifling.

Both for rectification and for

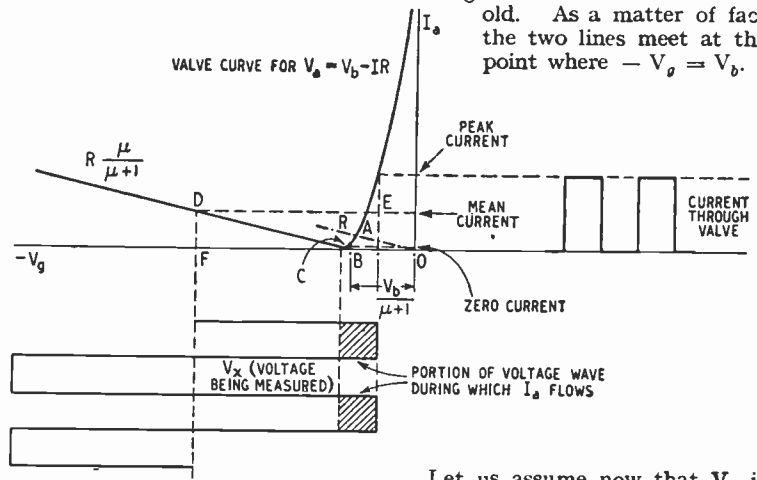


Fig. 5. Diagram illustrating detailed operation of reflex valve voltmeter and how it can be designed to fulfil given conditions. The simplest case—symmetrical square-wave input—is shown.

minimizing the "zero" current it is clear that  $R$  should be large enough for its line to cut the valve curve low down.

Considering now the effect of  $R'$ , we see that the supply current flowing through it develops a bias across  $R$  equal to  $V_b R / (R + R')$ , which can be allowed for in the diagram by making the load line start this distance to the left of the origin, at  $B$ . With  $R' = \mu R$ , this bias is equal to  $V_b / (\mu + 1)$ .

The original load line  $OA$  will from now on be ignored.

The new load line cuts the valve curve at  $C$ , and it is obvious at once how the "zero" current is greatly reduced. The rectification of small signals is not necessarily improved, because this part of the valve characteristic usually approximates to a parabola, which is notable for rectifying equally at all points. In any case the small-signal rectification is poor.

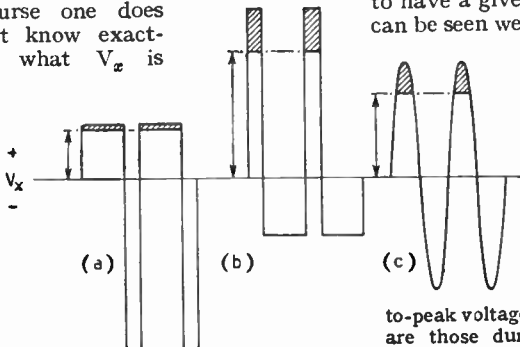
When current flows through  $R$  from the valve, the voltage across  $R'$ , and therefore the current through it, alters; so it might appear that the bias represented by  $OB$  is affected. This is not so if, making use of the Principle of Superposition, we regard the load resistance as  $R$  and  $R'$  in parallel, which is equal to  $R\mu / (\mu + 1)$ , and draw the load line accordingly. In practice  $\mu \gg 1$ , so that the slope of the new load line is hardly distinguishable from that of the old. As a matter of fact the two lines meet at the point where  $-V_g = V_b$ .

Let us assume now that  $V_x$  is large enough to sweep well around the bend. The negative half-cycles are almost completely suppressed in the output circuit, while the positive voltage half-cycles reach the steep part of the valve curve and produce large current pulses. These quickly charge up  $C$ , increasing the voltage drop across  $R$ , and the working point is driven up the load line to the left, reducing the current amplitude and also (except with square waves) the portion of each cycle during which current can flow. This double reduction in mean current limits the leftward movement of the working point and brings it to a stop at the position

(say D) where the mean value of the current pulses is equal to the value of the continuous smoothed current flowing through R.

Such a condition is represented by the input-voltage and output-current waves shown in Fig. 5. (For strict accuracy, again, the valve curve used to find point C would not be correct for tracing out the current pulses; the appropriate  $I$  in  $V_b - IR$  is now the constant mean current at point D. The difference is unimportant qualitatively, or even quantitatively if  $V_x$  is small relative to  $V_b$ .) A symmetrical square-wave input is shown, because it simplifies matters by making the mean current exactly half the peak value. If therefore the full-scale current of the meter is given, the peak current is known. At the most it ought not to be allowed to reach the point where grid current starts to flow. When, by one consideration or another, the greatest mean current has been fixed, the load resistance for a given voltage range can be determined by setting off the peak voltage along the line ED and drawing the load line through D and B. For a multi-range voltmeter the several values of  $R$  (and of course  $R'$ ) can thus be quickly worked out.

With other waveforms the process is considerably complicated by the fact that the ratio of peak to mean current increases as  $V_x$  is increased, and of course one does not know exactly what  $V_x$  is



without knowing the ratio of peak to mean. It can be done on the diagram by trial and error, or algebraically if one can find an equation to represent the valve characteristic; but in practice probably the best way is to use the diagram to gain a clear picture of the working and then correct

the estimated departure from square-wave values by experiment. Another alternative, which is recommended for the light it sheds on the process, is the analysis described by G. L. Hamburger in *Wireless Engineer*, May, 1949, pp. 147-153.

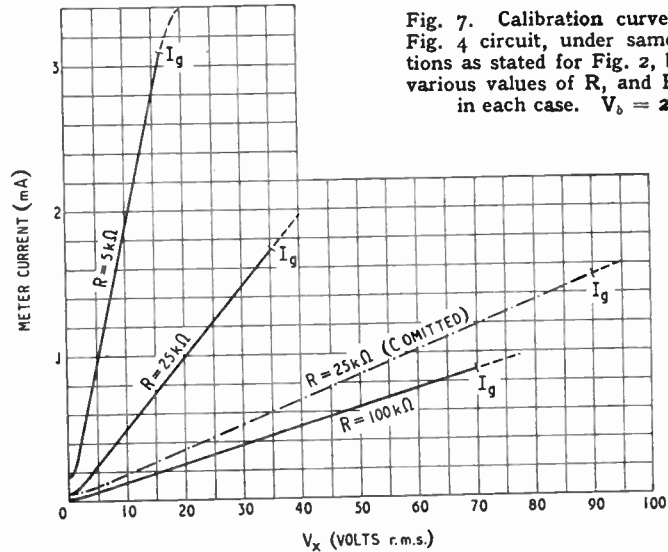


Fig. 7. Calibration curves, using Fig. 4 circuit, under same conditions as stated for Fig. 2, but with various values of  $R$ , and  $R' = \mu R$  in each case.  $V_b = 200$ .

One of the things to note is that the peakier the waveform the more the grid-current point restricts the maximum allowable amplitude of  $V_x$ . For as  $V_x$  increases, the portion of each cycle during which current flows diminishes, and the current peak has to be so much greater in order to have a given mean value. This can be seen well on an oscilloscope.

Fig. 6. The arrows indicate the relative meter deflections (i.e., mean currents) obtained with (a) an unsymmetrical square wave, (b) the same reversed, and (c) a sine wave having the same peak-to-peak voltage. The shaded portions are those during which  $I_g$  flows. In (b) the duration of current flow is one-third that in (a), so the amplitude of current would have to be three times greater to yield the same mean value. Actually the mean value is between two and three times greater. So care must be taken that peaky waves do not drive the valve into grid current. The deflection due to a sine wave is intermediate.

would also be almost entirely independent of the valve characteristics. It is clear from the diagram that to approach this ideal the load line slope should be very gradual compared with that of the valve curve. In other words,  $R$  should be very large compared with the mutual resistance,  $1/g_m$ . The ratio of the shaded portion of the voltage wave to the rest is approximately  $k/g_m$ :  $R$ , where  $k$  is the ratio of peak to mean current. This  $g_m$  is, of course, the average over the working part of the curve, which includes the bottom bend, so will be less than the figure given in the manufacturer's catalogue.

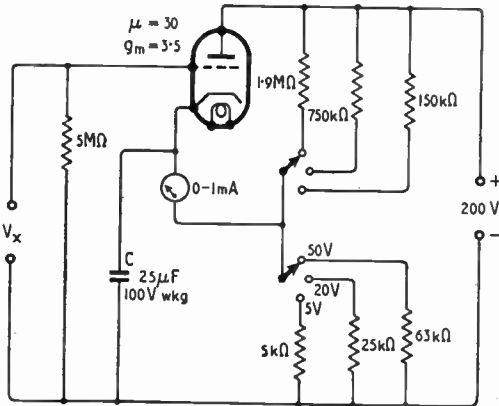
Making  $R$  very large necessitates a low-reading meter, or increases the value of  $V_x$  for a given deflection. The need for the sensitive meter can be overcome by using a second triode as a cathode-follower current amplifier; but with two triodes one might as well use the balanced type of instrument.

In practice, using a milliammeter rather than a microammeter—and especially with peaky waveforms—the response

**Reflex Valve Voltmeter—**

of this type of instrument, although approximately peak, is more or less influenced by the mean value of the positive half-cycle of input.

With unsymmetrical square waves, the half-cycles with the greater duration have the less



response is practically linear above about 2 V.

Fig. 8 suggests how to use a 0-1 mA meter and a typical triode to cover ranges of 5, 20, and 50 V. If required only for frequencies not exceeding about 100 kc/s it would probably be convenient to omit C and divide all the resistance values by about 3. A very simple unit would do to supply the 200 V, as only a few milliamps (peak) are needed, and the regulation can be very poor.

We still have not shown theoretically why the beautifully level dotted lines in Fig. 2 were just

Fig. 8. Outline design for voltmeter having ranges of 5, 20 and 50 volts.

amplitude and therefore give the smaller reading; but this principle is partly offset by the fact that when the duration is less the shaded portions (during which current flows) must have greater area, and therefore doubly greater amplitude in order to yield the greater mean value of current to develop the greater voltage drop across R. This is shown in Fig. 6, where the arrows indicate the relative deflections in each case.

By the simple expedient of omitting C, thus converting the system to a cathode follower, the voltmeter can be made to respond fairly accurately to mean values of positive half-cycles of all except small voltages. The stabilizing resistance, R', remains effective. The sensitivity is reduced to about one third, and since stray capacitance tends to restore the higher sensitivity at high frequencies, it is advisable to restrict this arrangement to audio and perhaps low radio frequencies.

Experimental calibration curves are shown in Fig. 7 for the conditions indicated. In each case the start of grid current is marked. For comparison, one curve with C omitted is also shown; as one would expect, the current for a given  $V_x$  is reduced to approximately  $1/\pi$ , that being the ratio of mean to peak of half-cycles of sine waves. In all cases the

what one ought to expect.

What we have to prove is that the mean current through the valve, which we shall denote by  $I_a$ , is not affected by variations in  $V_b$  (provided of course that  $V_b$  does not fall below the level necessary to allow sufficient peak current to flow through the valve to maintain the mean current).

The effect on the valve curve of altering  $V_a$  and/or  $V_g$  is to shift it bodily to left or right, and  $V_g$  shifts it  $\mu$  times as far as an equal  $V_a$ . The error involved

in this assumption is small, especially as the calibration of the instrument depends only to a minor extent on the precise shape of the curve.

Now  $V_g$  (with any signal,  $V_x$ ) is represented in Fig. 5 by OB + BF. OB we already know is  $V_b/(\mu + 1)$ , and BF is given by the effective load resistance,  $R\mu/(\mu + 1)$ , multiplied by the mean current,  $I_a$ . So

$$V_g = -\frac{V_b}{\mu + 1} - \frac{I_a R \mu}{\mu + 1}$$

Also

$$V_a = V_b - IR$$

$$= V_b + V_g \frac{V_b}{V_b - IR}$$

$$= V_b - \frac{I_a R \mu}{\mu + 1} \frac{V_b}{V_b - IR}$$

$$= \frac{\mu V_b}{\mu + 1} - \frac{I_a R \mu}{\mu + 1}$$

Assuming for the moment that  $I_a$  is (as we wish) constant, the only terms in the above expressions for  $V_g$  and  $V_a$  that vary with  $V_b$  are  $-\frac{V_b}{\mu + 1}$  and  $\frac{\mu V_b}{\mu + 1}$  respec-

tively. As the latter is  $\mu$  times the former and of opposite sign, their effects cancel out, and our assumption that  $I_a$  would be constant is justified.

It should not be difficult to see that varying  $V_b$  can be represented in Fig. 5 by moving the point O horizontally, carrying the voltage scale with it. The effect of increasing  $V_b$  therefore is to allow a greater scope for peak anode current and so to enable a larger  $V_x$  to be applied without running into grid current.



**Books Published for "Wireless World"**

	Net Price	By post
GUIDE TO BROADCASTING STATIONS. Fifth Edition ...	1/6	1/7
RADIO VALVE DATA. Characteristics of 1,600 Receiving Valves ...	3/6	3/9
FOUNDATIONS OF WIRELESS. Fourth revised Edition, by M. G. Scroggle, B.Sc., M.I.E.E. ...	7/6	7/10
RADIO LABORATORY HANDBOOK. Fourth Edition, by M. G. Scroggle, B.Sc., M.I.E.E. ...	12/6	12/11
WIRELESS SERVICING MANUAL, by W. T. Cocking, M.I.E.E., Seventh Edition ...	10/6	10/10
TELEVISION RECEIVER CONSTRUCTION. A Reprint of 10 articles from "Wireless World" ...	2/6	2/9
RADIO DATA CHARTS, by R. T. Beatty, M.A., B.E., D.Sc., Fourth Edition—revised by J. McG. Sowerby, B.A., Grad.I.E.E. ...	7/6	7/11
WIRELESS DIRECTION FINDING. By R. Keen, M.B.E., B.Eng.(Hons.), Fourth Edition ...	45/-	45/9

A complete list of books is available on application

Obtainable from all leading booksellers or from

ILIFFE & SONS LTD., Dorset House, Stamford Street, London, S.E.1.



# Properties and Uses of Negative Temperature Coefficient Resistors

**E**SSENTIALLY the thermistor is a device which possesses a high negative temperature coefficient of resistance, and this unusual property makes it useful in many electrical devices.

Thermistors of many types are in regular production by Standard Telephones and Cables, and their ready availability means that they may be considered for use in modern circuitry. While many materials can be used, that which has been developed as a result of thirteen years' work in the research laboratories is made from a mixture of various metallic oxides, which are heat-treated to extremely high temperatures in an oxidizing atmosphere. By control of the mixture and firing temperature schedule, the resistivity and temperature coefficient can be varied in very wide ranges.

These thermistors, when operated within their rated limits and in neutral or oxidizing atmospheres, are quite stable with time, and no limit to their life is known.

## Forms of Thermistors

To meet the majority of applications, a series of designs has been standardized and put into production. They may be divided into the following types:—

### Bead Types

In these types the thermistor element is a small bead unit mounted on parallel platinum wires. The diameter of the bead is about 0.020 in., and the arrangement is shown in Fig. 1. The bead types are made in two forms, directly-heated and indirectly-heated. In the directly-heated form, the bead as described is welded to stouter lead wires and the unit sealed into a glass bulb for protection. In indirectly-heated types the bead is provided with a thin electrical insulating coating, I, upon which a minute 100-ohm heater, H, is wound (Fig. 2). The whole unit is

# THERMISTORS

attached to suitable supports and leads, and is sealed into a small glass bulb which may be highly evacuated or gas filled, depending upon the applications.

### Block Types

In these types much larger pieces of material are employed. For example, circular discs are made by sintering aggregates formed by pressing thermistor

Fig. 1. Bead-type thermistor with embedded platinum leads.

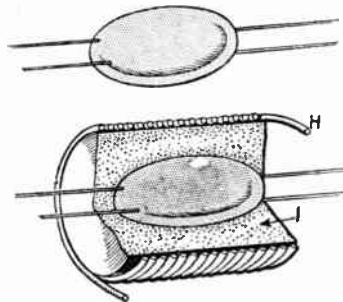


Fig. 2. Indirectly-heated thermistor with insulated auxiliary winding.

powder in moulds under hydraulic pressure; and rods are formed by firing lengths of thermistor "dough", which have been extruded through circular dies. After firing, these types are prepared for use by metallization of contacts followed by the soldering on of tinned copper lead wires.

### Characteristics

The thermistor at constant temperature has an "ohmic" resistance, the current being proportional to the voltage. The resistance R varies with the absolute temperature T according to the relation:—

$$R = ae^{b/T}$$

where a and b are constants.

The temperature coefficient of resistance is given by:—

$$\alpha = -\frac{b}{T^2}$$

and thus decreases as the temperature rises.

By control of the manufacturing processes, the resistivity of the material can be varied in a ratio of 500 to 1, and in general it can be said that the higher the resistivity the higher the negative value of temperature coefficient. The beads mentioned can, for example, be produced with room temperature resistances of 500 to 500,000 ohms and with temperature coefficients for the latter of the order of -4 per cent per °C. This may be compared with a value of the order of +0.003 for metals.

There is another rather striking property of thermistors which results from the negative temperature coefficient. Consider a thermistor connected to a source of electrical power; then energy will be dissipated in the thermistor, which will raise its temperature and decrease its resistance. For small power inputs the loss of heat by convection can equal the input, and the thermistor is maintained at a constant temperature slightly above its surroundings. When the temperature difference reaches a value usually around 30° C, a condition arises where this balance is no longer maintained, and the temperature starts to rise. This results in a greater dissipation and further temperature rise, and will ultimately result in destruction of the thermistor unless the power dissipation is limited by external resistance. With such a resistance, the current will rise to a new stable value, which may be many times larger than the initial current. The circuit has behaved rather like a relay. When the thermistor is provided with a separate heating element, the simple characteristics can be greatly modified by variation of the current flowing through the heater.

With any thermistor, therefore,

**Thermistors—**

there is a critical voltage which, if applied across it, will cause the temperature to rise and the resistance to fall until limited by some other part of the circuit. With thermistor elements of the same size, this voltage  $E_{max}$  increases with the square root of the resistance. It decreases as the ambient temperature increases, and increases if the thermistor is connected to a better "heat sink."

**Uses of Thermistors**

The most obvious application of the thermistor is for resistance thermometry. The very small

tioned earlier, the circuit may be arranged so that, when the thermistor reaches a certain temperature, the current rises abruptly to a much larger value, and this may be used to operate signals.

Other types of thermistors are available for use as bolometers, and perhaps the greatest application to date has been to the measurement of power at centimetric wavelengths. For this purpose, very small beads are mounted between colinear wires which are then supported in appropriate positions, and with proper matching, in waveguides or coaxial line systems. The power dissipated by the radio frequency

compensation, though this can be accurately achieved only over a small range of temperature.

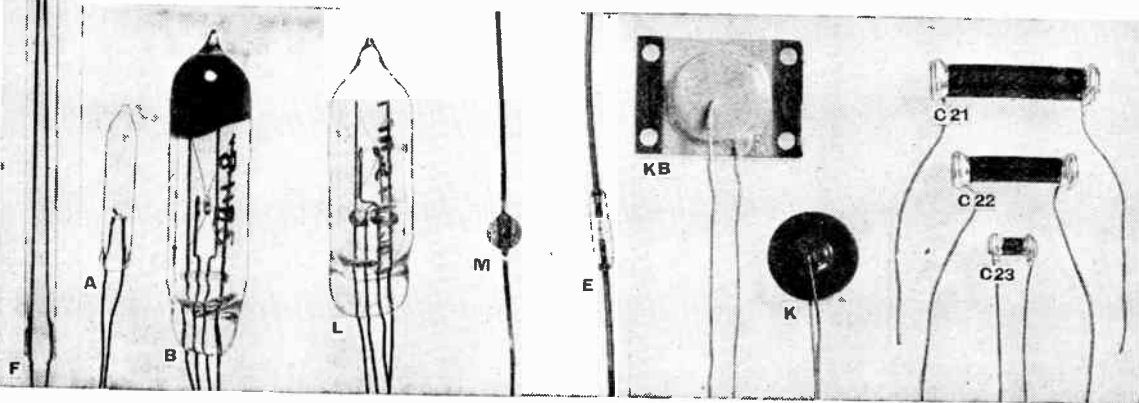
**Surge Suppression**

The properties of thermistors are well suited for the suppression of current surges of short duration, and especially those due to switching. At the moment of arrival of the surge, the thermistor must be cold and of high resistance, and after a time the resistance must be so low that it can remain in the working circuit without causing embarrassment.

The switching of tungsten filaments is a familiar case, accompanied by very large surges. For instance, when a tungsten-filament lamp is switched on to its normal running voltage, a momentary surge of current of 5 to 10 times the normal current is produced. In some cases this is objectionable, because the mechanical effects on the filament



Selection from the range of thermistors made by Standard Telephones and Cables. The letters and figures indicate the type reference numbers. Those in the glass envelopes comprise bead types, both directly and indirectly heated. The long thermometer type F has the thermistor sealed into the top of the glass. The sintered block types are used for thermostatic control.



dimensions and thermal capacity of the thermistor bead result in a thermometer with a very small "bulb," and high speed and sensitivity. But because of this, care must be exercised to reduce errors which arise due to the measuring bridge current itself modifying the temperature of the thermistor, and the bridge current must be reduced to a very small value. When this is done, temperatures can be measured with an accuracy of  $0.001^{\circ}\text{C}$  and, provided the instrument is carefully handled, the resistance-temperature curve will remain stable.

Thermistors can also be used as protective devices. By use of the maximum voltage effect men-

is absorbed in the bead, and changes its resistance. The unit may be calibrated with a.c. or d.c., which is adjusted to give the same resistance change. Much ingenuity has been applied in the development of special bridges which maintain constant resistance in the thermistor bolometer by automatically varying the amplitude of a low-frequency current superimposed upon the high-frequency current flowing in it.

Thermistors can also be used to compensate for temperature changes of resistance of copper in measuring instruments. For example, a thermistor in series with the shunt of a voltmeter can be employed to give temperature

may cause distortion; in other cases the surge may render protection of the circuit by fuses very difficult. A familiar case is that of the photoflood lamp where elimination of the switching surge results in an appreciable increase of life.

Another example is provided by the series operation of valve heaters. In this case the switching surge may rise to five or six times the running current. While this may not be very serious when all the valves are alike, it may be disastrous if the heaters are dissimilar. For example, one may be a cathode-ray tube in a television receiver with a heater which comes up to operating tem-

perature much faster than those of the other series valves, or there may be a dial lamp which comes to full brightness in a very short time. In these cases, the heater which reaches running temperature first has to pass an overload current while at normal or higher than normal resistance for some seconds. In one actual case it was found that a cathode-ray tube designed for 6.3 volts was actually subjected to 18 volts for a few seconds during switching. Now, by the use of an appropriate thermistor in series with the heaters, the surge can be either completely suppressed or reduced to safe proportions, so that heater burn-outs of this nature are eliminated.

For this purpose the type CZ Brimistor was designed. It is in the form of a rod with end wires for direct soldering into the circuit. It is made in various sizes to suit the common heater ratings.

Similar problems occur in telephone circuits, where inductive surges from switching or dialling operations may cause annoyance.

The indirectly-heated thermistors lend themselves to many varied uses in electronic apparatus. By variation of the current through the heater, the resistance of the thermistor may be varied in a ratio of 500:1, and the power lost in the heater to cause this change is only of the order of 60 milliwatts. This form of thermistor can therefore be used as a remotely controlled variable resistance. Naturally, the dissipation in the thermistor element must be kept small if the resistance is to obey accurately the orders it receives from the control circuit. With this limitation, the device can be very valuable in amplifier gain-control circuits. The heater is small, and has such low inductance that the control circuit may be operated directly by radio-frequency currents, and useful arrangements for automatic control of level can be devised.

Similarly, the use of thermistors in phase shifting networks opens up many possibilities.

The trigger effect which is obtained when the critical voltage is applied to the thermistor is often made use of to provide a relay. By the application of voltages close to the critical value,


the circuit behaves as a time-delay relay, and reliable timing up to periods of 10 or 15 seconds can be secured. By the use of the indirectly-heated thermistors, the time delay can be varied according to the power dissipated in the heater. It is necessary to point out that in this and some other of the applications, the sensitivity of the thermistor to temperature is such that variation of room temperature will cause variation of performance. This can be overcome by a more complex circuit in which another thermistor is provided to balance out the effects due to this cause.

Enough has been said to indicate the extraordinary versatility of thermistors. In their modern form they are reliable instruments which will continue to function without variation as long as they are correctly used. Though they are semi-conductors, their resistance at constant temperature is truly ohmic, and their use in audio- or radio-frequency circuits results in no measurable distortion. Their high sensitivity can be used to advantage in many measuring and controlling circuits, and it is safe to say that the extent of their field of application is limited only by the ingenuity of circuit designers.

#### ANTI-IMPLOSION

THE Radio Manufacturers Association of America has formulated the following set of precautionary rules to minimize risk in handling cathode-ray tubes when they are being fitted in a set, or a faulty one is being replaced.

1. Don't remove the tube from its carton until you are quite ready to use it.
2. Always wear goggles with safety glass, or its equivalent, when handling the naked tube.
3. Keep other persons, especially children, at a safe distance when the tube is out of its container.
4. Always place the tube on a soft padding whenever it is set down, or better still, return it to its carton.
5. When replacing a defective tube put the old tube into the protective carton and dispose of it as soon as possible.
6. Never leave defective tubes lying around. One safe way of disposing of the tube is to seal it in the carton and then drive a crowbar through the closed top of the container.
7. Dummy tubes should be used when possible for display purposes.



For every SOUND  
AMPLIFICATION  
requirement  
from 5-500 w.  
*it pays to use*

**TRIX**

*Quality*

**SOUND EQUIPMENT**

SEE OUR LATEST EQUIPMENT

**STAND 101**

Grand Hall

**RADIOLYMPIA**

including Amplifiers, Mixers, Gramo-Radio Amplifiers, High Fidelity Reproducers, High Power Rack Equipment, Portable Battery and Mains Models, Microphones, Loudspeakers, Accessories and the new Intervox Two-way Communication System.

**THE TRIX ELECTRICAL CO. LTD.**

1-5 Maple Place, Tottenham Court Road, London, W.1. Phone: MUSEUM 5817  
Grams & Cables: "Trixadio, Wesdo, London."

**AMPLIFIERS · MICROPHONES · LOUDSPEAKERS**

## LETTERS TO THE EDITOR

### Copenhagen Plan: B.B.C. View ♦ Leaning Television Images ♦ C.R. Tube Problems

#### "Intermediate Frequency and the Copenhagen Plan"

THE article by G. H. Russell in your September issue appears to contain serious errors, and as a result it gives an unfairly pessimistic picture of reception conditions when the Copenhagen Plan comes into operation.

Allowing the author's implicit assumption that intermediate frequencies which give rise to a whistle of 9 kc/s or less are unusable, some of his errors seem to be:—

(1) The bands of intermediate frequencies unusable because of second harmonic interference are shown in Table II to be up to 45 kc/s wide, whereas the figure should be 18 kc/s if the interfering carrier is below the oscillator harmonic frequency and 6 kc/s if the interfering carrier is above it.

(2) Intermediate frequency bands rejected because of second-channel interference have widths up to 20 kc/s. These should be 9 kc/s in every case.

After correcting Mr. Russell's tabulation it is found that the following bands are clear:—

497.6 kc/s to 499.0 kc/s  
490.0 kc/s to 491.6 kc/s  
458.5 kc/s to 469.0 kc/s  
434.6 kc/s to 436.0 kc/s  
387.0 kc/s to 388.0 kc/s  
373.0 kc/s to 378.0 kc/s  
309.0 kc/s to 310.3 kc/s

Incidentally it is of interest to note that, applying Mr. Russell's assumptions to the present distribution of B.B.C. frequencies, one of the bands of i.f. that cannot be used (among many others) is from 456.5 kc/s to 465.5 kc/s. But nevertheless he refers to "the popular intermediate frequencies of 456 and 465 kc/s"!

In addition I think it is a very debatable point whether the spurious responses due to i.f. third harmonic, the second-channel frequency at 200 kc/s, and oscillator 2nd harmonic on 200 kc/s, should have been included. Measurements we have made on typical modern superhets with one signal-frequency tuned circuit indicate that these factors are of negligible importance. However, in case where interfering signals are objectionable a simple rejector circuit, like those at present supplied

by receiver manufacturers, would solve the problem.

The difficulty in some parts of the North Region due to the proximity of 668 kc/s with the combination of 200 kc/s and 465 kc/s will be eliminated under the Copenhagen Plan as the northern frequency at 692 kc/s will be sufficiently remote. Moreover, the possibility of interference from International Common Frequencies is unlikely as the transmitter powers will be so low.

A careful examination of the Copenhagen Plan shows that the likelihood of interference due to these several causes is little different from that existing under the Lucerne Plan. The margin of frequency tolerance to safeguard against ageing of i.f. circuits is also as great under the new Plan.

I am sure your readers know that agreement on a wavelength distribution plan is reached only after the most exhaustive examination of the requirements of all the participating countries; the need to have allocations which minimize interference of this kind is only one of many problems which have to be borne in mind. On the whole, I feel there are grounds for hoping that, with the orderly distribution of wavelengths in Europe, broadcasting in the United Kingdom will benefit from the implementation of the Copenhagen Plan.

H. BISHOP,  
Chief Engineer, B.B.C.

[Correction: The author of the article referred to in this letter corrects an error in the 5th line of col. 1, p. 324: 485 should read 455.—ED.]

#### "Televising Moving Images"

MOST readers of *Wireless World* realized, I feel sure, that I was to a considerable extent trailing my coat when I wrote the article on this subject for the August issue. My great wish is to see television make rapid advances on the road towards perfection and the surest way of bringing this about is to discover just what its present imperfections are and how they come about. Any provocative article in *Wireless World* is certain to bring in constructive criticism from its wide circle of well-informed readers,

whose strictures and suggestions have helped in the past to point a way to the solution of many a problem.

It is, though, but fair that a critic should read an article with understanding before girding up his loins to tear it and its author to pieces. I feel, therefore, that, as a change from the setting of traps and the springing of them of which he accuses me, I may be allowed to try my hand at rolling out the Barrell! Both television and the cinema obtain their results by deceiving the eye, a point which I stress and re-stress in my elementary book on television; but most people seem to share my view that television's methods of deception are not so successful as those of the cine. Interline flicker I find particularly annoying and that is one reason why I don't feel at all sure that interlacing provides the final answer to the viewer's prayer.

I am well aware that U.S.A. systems use 60 frames per second because that number is called for by their a.c. mains frequency. It has, however, been suggested by writers on this side of the Atlantic that this unavoidable increase of 20 per cent in the number of frames as compared with ours, is a liability (since it wastes good bandwidth) rather than an asset. I sought to show that in the case of moving objects it might not be altogether a disadvantage. But never have I suggested anywhere that we should adopt an image frequency which was not a multiple of 50 or of 25.

Another reader claims that there can be no "lean" of a moving image, since the mosaic of the television camera is an image-storing device. I would accept that were the screen of the receiver c.r.t. also image-storing. The afterglow of screen varies a little in persistence in different makes of television tubes, but it is, I understand, always a matter of a few milliseconds. The truth is that there are not two but three screens concerned in the transmission and reception of a television image; the mosaic, the fluorescent screen and the retina of the eye. Both the first and last are image-storing. The "lean" may thus occur on the screen, but not be noticed by the eye as a lean—though its presence is likely to make for reduced sharpness of the image.

R. W. HALLOWS.

#### "Cathode-ray Tubes for Television"

IN the first part of my article in the June *Wireless World* I did not make it clear that the solution of the problem of how to change a

c.r. tube design and operating conditions to accommodate an increased number of lines assumes negligible deflection defocusing in the prototype tube.

When the number of scanning lines is increased the size of the spot must be proportionately reduced at all parts of the screen. Thus we simultaneously require (1) the undeflected spot size shall be  $1/\mu$  of that on the original (this condition was satisfied in the June solution) and (2) the increase of spot size on deflection shall also be  $1/\mu$  of that on the prototype. This second condition was not met and the solution given is not valid therefore unless the deflection de-

over size on the prototype and  $M$  its magnification. But the spot size on the derived tube (undeflected) is to be multiplied by  $1/\mu$  to meet condition (1). This yields  $\mu^2\lambda = \sqrt{(V_2/V_1)}$ .

The condition of constant brightness yields

$$I_1 V_1^n = I_2 V_2^n$$

We can now proceed exactly as in the article, both for the case of constant beam current and constant cathode loading.

The results are given in the accompanying table which should be compared with the last two columns of the table in the June issue. The conditions in this more general case are much more stringent.

Basic Operation.		No. of lines multiplied by $\mu$ . Tube screen dimensions held constant. Fig.1.	
Secondary Operations.		Triode scaled and moved towards focusing coil.	
Geometrical changes made.	Triode dimensions ... ..	$\times 1/\mu^2$	$\times 1/\mu^{2n/(n+1)}$
	Cathode-grid spacing* ... ..	$\times 1$	$\times \mu^{4+3+2n}/3(n+1)$
	Triode to focusing coil distance ...	$\times 1/\mu$	$\times 1/\mu$
Electrical changes made	Anode voltage ... ..	$\times 1$	$\times \mu^{4/(n+1)}$
	Cut-off voltage ... ..	$\times 1$	$\times 1/\mu^{8n/3(n+1)}$
	Grid drive ... ..	$\times 1$	$\times 1/\mu^{8n/3(n+1)}$
	Scanning-coil current ... ..	$\times 1$	$\times \mu^{2/(n+1)}$
Effects produced.	Beam current ... ..	$\times 1$	$\times 1/\mu^{4n/(n+1)}$
	Spot diameter at all points ... ..	$\times 1/\mu$	$\times 1/\mu$
	Beam angle $\alpha$ ... ..	$\times 1$	$\times 1$
	Screen surface brightness... ..	$\times 1$	$\times 1$
	Cathode loading ... ..	$\times \mu^4$	$\times 1$

\* This adjustment to be made *additionally* to that effected by the scaling of the whole triode.

focusing of the prototype is negligibly small.

But condition (2) can be closely met by reducing the beam width in the deflecting fields to  $1/\mu$  of its original value. This is most easily done by moving the whole triode towards the focusing coil (Fig. 1, June issue) until the geometrical magnification between crossover and spot is increased  $\mu$  times.  $\alpha$  is kept constant as before.

The spot size on the derived tube will then be  $\mu S M \lambda \sqrt{(V_1/V_2)}$  using the original notation:  $S$  is the cross-

With constant voltage and beam current the cathode loading is multiplied by  $\mu^4$  instead of by  $\mu^2$ . With constant cathode loading the voltage must be multiplied by  $\mu^{4/(n+1)}$  instead of  $\mu^{2/(n+1)}$ . Taking  $n = 1.67$  an increase in the number of lines from 405 to 625 demands an increase in tube voltage from 5 to 9.8 kV if the cathode loading and deflection defocusing are to remain unchanged. The scanning-coil current must be increased 1.38 times.

Emmer Green.

HILARY MOSS.

# Antiference announce the "ANTEX" (Regd)

A new conception in Television Aerials

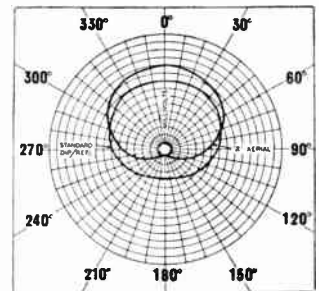


SEE IT ON STAND 64 RADIOLYMPIA

- for greater signal strength ● for greater noise cut ● for less weight ● at less cost

ANTIFERENCE Research and engineering knowledge once more lead the way with this revolutionary new "ANTEX" (Regd.) Aerial. With a front to back ratio of 22.0 db. and a forward gain of 2 db. when compared with the standard "H" aerial it brings a new level of quality to television reception. The electrical and mechanical design of this aerial is protected by Patent Nos. 35957/46 and 12178/49 and Reg. Design No. 859630.

FRONT/BACK RATIO Standard Dipole and Reflector (H array) -7.5db "ANTEX" AERIAL (X array) -22.0 db



The Forward Gain of the "Antex" Aerial is 2 db better than a standard H array.

MODEL XL for London XL/B for Birmingham including 7 ft. mast and chimney lashing equipment as illustrated ..... £3 10 0  
 Model XW for London XW/B for Birmingham including 7 ft. mast and wall mounting bracket ..... £2 17 6

(Deliveries available 6 weeks approx.)

**ANTIFERENCE LIMITED**  
 67, BRYANSTON ST., LONDON, W.1

# RANDOM RADIATIONS

By "DIALLIST"

## The Capacitor Puzzle

SEVERAL KIND READERS send the suggestion that the queer behaviour by certain old capacitors which I described last month may be due to the fact that with the passage of time they have gradually changed into electrets. If you remember, I told how a 17-year-old paper condenser showed a steady e.m.f. of 0.4 V when a valve voltmeter with an input resistance of 10MΩ was applied to it. Other old capacitors of the same type showed 0.1-0.2 V. An electret is formed by heating certain dielectric materials to melting point and allowing them to solidify in an electric field. The mass then develops positively and negatively charged surfaces and the charge may be retained almost indefinitely if it is wrapped in metal foil. At first sight this seems to fit in quite well with waxed-paper capacitors. If one of these had become heated whilst charged until the wax was just beginning to run, might not it have turned itself into an electret as it cooled down? There are two objections that I can see to this explanation. The first is that for an electret to be formed it appears to be necessary for the dielectric material to contain polar groups of the -OH, -COOH type and these do not normally occur in the paraffin wax used in paper condensers. It is just possible—perhaps some reader *au fait* with the chemical aspects can give information on that point—that the necessary polar groups may have been formed as time passed by oxidation of the wax. The second objection, which seems even stronger, is this. As I understand it, an electret has a purely static charge; but here we have an e.m.f., which was found to maintain a steady current of 0.4/10<sup>7</sup>A, or 0.04 μA. It is difficult to see how that could happen without a continuous electro-chemical reaction to bring it about.

## Speaking of Electrets

The possibilities of the electret for providing biasing voltages in radio gear where no flow of current is involved don't seem to have been very fully explored. I recall reading (and a letter from a reader confirms this) that they were found to have been so used in the radio gear of some Japanese aeroplanes cap-

tured or shot down during the last war. As an electret could provide a source of steady "free" negative bias indefinitely it might be of considerable use to designers of battery-operated wireless receivers. The grid bias voltages needed in these are negative and if they do their jobs properly there should be no flow of grid current. The present practice of obtaining these voltages from the h.t.b. by means of bleeder networks is not ideal, for it means amongst other things that we have to rob Peter in order to pay Paul. In other words, if the voltage available from a new h.t.b. is 120 V, 9V-12 V must often be used for the grids, leaving a maximum of only 108-111 V for the anode circuits. Harking back to the old paper capacitors which develop appreciable e.m.f.s, one wonders whether their conduct may not be responsible for some mystifying effects in radio receivers and other kinds of electronic apparatus that have been in use for a number of years.

## Trig. Without Trig. Tables

YOU REMEMBER that a month or two ago I wrote of the excellent tip given by an American writer for the rapid evolution in your head of all sine and cosine values? I asked

then if anyone could suggest an equally simple way of memorising a key to tangents. Several readers have pointed out that if you know the sine and cosine, the tangent is

$$\text{easy, since } \tan \alpha = \frac{\sin \alpha}{\cos \alpha}. \quad \text{That}$$

wasn't quite what I had in mind. What I was after was a second string to one's mental bow: another series of figures, just as easy to memorize as those for cosines, which could be there as a stand-by in case the others were forgotten. One reader sends a suggestion. The series to be memorized for tangents is: 9, 9, 9, 9, 11, 11, 12, 14, 16. Place a decimal point and a nought in front of each; then successive addition to 0 gives you tangent values for every 5° up to 45°. Thus we have

$$\tan 5^\circ = 0.09$$

$$\tan 10^\circ = 0.18$$

$$\tan 15^\circ = 0.27$$

and so on to:

$$\tan 45^\circ = 1.00$$




These figures, like those for cosines, are all correct to 2 decimal places, or to ±15' of angle. To obtain the remaining tangents

$$\text{simply use } \tan 50^\circ = \frac{1}{\tan(90^\circ - 50^\circ)}$$

and so on. What it all comes to is that whether you memorize one or both simple sets of figures you have a means of arriving at all trig.

## CLOUD DETECTION BY RADAR

PHOTOGRAPHS taken on the recent B.O.A.C. flight to the Far East to test the Ekco cloud and collision warning equipment. The central picture was taken at a range of 20 miles from the cumulo-nimbus formation. The cloud top was approximately 28,000 feet and the air-



craft was flying at 10,000 feet. The left-hand P.P.I. picture shows responses

from the dangerous cumulo-nimbus clouds at 25-40 miles range. In the right-hand picture there are additional responses at 15 miles from cumulus clouds. The cumulus cloud in the foreground did not give a response until the range was down to 10 miles.

ratios—sines, cosines, tangents, cosecants, secants and cotangents—for all angles, with sufficient accuracy for most electrical purposes, almost as quickly as you can look them up in a book of tables. Rather more quickly in my case, for, though I possess a variety of sets of trig. tables, I can seldom put my finger on any one of them when I want it!

### Fluorescent Lamps in the Workshop

WHEN I WROTE RECENTLY of possible risks from stroboscopic effects if fluorescent lighting is used in the amateur's workshop, I had, of course, in mind the kind of fixture that one most commonly sees in homes of ordinary folks—the single 40-watt or 80-watt tube, with or without reflector. Fixtures containing two tubes connected in parallel are easier to come by now than they were and they are obtainable with a built-in phase-splitter which enables freedom from stroboscopic effects to be obtained on the normal single-phase domestic supply. A kind reader sends me a useful tip, with the aid of which anyone worthy of the name of handyman can "destrobify" a dual 40-watt fixture not already fitted with a phase-splitter. The power-factor condenser is removed. Calling the two tubes A and B, A's choke is connected direct to the phase lead of the mains and a  $3.75\mu\text{F}$  capacitor is wired between the phase lead and the choke of B. In this way the e.m.f. applied to A leads the current by about  $60^\circ$ , whilst B's e.m.f. lags  $60^\circ$  on the current. The leading and lagging power factors counter-balance one another. The two tubes are now approximately  $120^\circ$  de-phased and there is no strobing.

### Chinks in the Armour

What fluorescent lighting most needs, I feel, is the development of fluorescent coating materials of longer afterglow. This would automatically put an end to strobing and to the rather annoying flicker effect which is so noticeable when an object with a reflecting surface is moved rapidly in the illuminated area beneath a fluorescent lamp. Whilst on the subject of these lamps I feel I must tell you the true story of certain happenings in Hong Kong after VJ Day. It was related to me by a friend who was chief engineer of the South China Electricity Company before the war and returned to that post after some grim years as a prisoner in Japanese hands. As soon as the war was over the reconstruction of factories and offices went ahead rapidly. The

business community was fluorescent lamp-minded, and this form of lighting was installed here, there and everywhere as quickly as Chinese contractors could carry out the work. Fixtures and tubes were readily available; but there was a serious shortage of p.f. capacitors. That, however, did not daunt the Chinese. A new installation having been made, the company was asked to inspect and approve it. That having been done, the power factor capacitors were removed and used for the next installation. Presently, the company began to find that it was supplying vastly more kilowatts than the consumers' meters were ticking up and immediate strong action had to be taken. A good thing for electricity authorities the world over that the radio valve placing a chiefly reactive load on power supplies has not yet been invented!

### The "Interference Act"

THE WIRELESS TELEGRAPHY ACT of 1949 seems destined to be known popularly as the "interference act" since one of its provisions of high importance to owners of broadcast receivers and television sets is aimed at the suppression of interference of the man-made variety with their enjoyment. The original Bill was altered a good deal as it went its way through Parliament. The Act as it stands is not perhaps so strong as some would like; some, again, may think the procedure laid down by it over-leisurely. When it is proved that apparatus is causing interference the P.M.G. must serve its owner with 28 days' notice to abate the nuisance. That seems rather a long time; but the delay may not end there, for the owner, having received such notice, may then refer the matter to the Appeal Tribunal. The notice then becomes inoperative until the Tribunal has heard the appeal and unless its decision is in favour of the P.M.G. The only exception is when the P.M.G. is satisfied that the interference is upsetting "safety" services such as police radio-telephony or airport radar; he can then demand immediate action.

Whatever its shortcomings, the new Act is a long step in the right direction. It should bring about a big improvement in reception conditions. Some manufacturers have been fitting suppressors to their domestic electrical products since soon after the provisions of the Bill were first made public. Others are bound to follow suit now, for the P.M.G. has power to prohibit the sale or hiring out of apparatus proved to cause serious interference.



### THE "FLUXITE QUINS" AT WORK

"Are you certain that aerial's tight?  
And the flux you used was FLUXITE?"  
Said OI "Why I'm sure:  
And furthermore,  
I'll tug it. You'll see if I'm right."

See that FLUXITE is always by you—in the house—garage—workshop—wherever speedy soldering is needed. Used for over 40 years in Government works and by leading engineers and manufacturers. Of all Iron-mongers—in tins, 10d., 1/6 & 3/-.

TO CYCLISTS! Your wheels will NOT keep round and true unless the spokes are tied with fine wire at the crossings AND SOLDERED. This makes a much stronger wheel. It's simple—with FLUXITE—but IMPORTANT.

The FLUXITE GUN puts FLUXITE where you want it by a simple pressure. Price 2/6, or filled, 3/6



ALL MECHANICS WILL HAVE

# FLUXITE

IT SIMPLIFIES ALL SOLDERING

Write for Book on the ART OF "SOFT" SOLDERING and for Leaflets on CASE-HARDENING STEEL and TEMPERING TOOLS with FLUXITE. Price 1d. each.

FLUXITE LTD.

(Dept. W. W.), Barmondsey Street, S.E.1

# RECENT INVENTIONS

## A Selection of the More Interesting Radio Developments

### Direction and Distance Finder

STANDARD methods of airport control rely on triangulation methods using normal d.f. equipment or on radar methods relying on reflections from an aircraft. The former require two stations while the latter methods may lead to difficulties over the identification of different aircraft, as response is automatic and not dependent on any action taken by the aircraft.

The system here described is applicable to a fixed station and a mobile station and provides for the fixed station emitting a sine modulated carrier which is received by the mobile station and used to modulate an emitted carrier wave of a different frequency. By comparing the phase of the received modulation with the transmitted modulation an indication of the distance of the mobile station can be obtained, while known d.f. methods may be used to obtain the bearing. The transmitter at the mobile station may be the normal communication equipment, and it may emit the modulated carrier at the request of airport control to assist identification.

The specification describes in outline a method of displaying the information on a cathode ray tube at the control point in the form of a radial trace, the rotary position of which indicates the bearing while the position of a "spot" on the trace indicates the distance.

*Standard Telephones & Cables, Ltd., C. W. Earp and R. F. Cleaver. Application date June 21st, 1946. No. 621,575.*

### Pulse Communication

WHEN using pulse communication methods for transmitting several channels over one carrier it has been usual to interleave in time the signal pulses of the several channels. This normally involves synchronizing the pulses in the different channels which cannot always be easily arranged.

The system described utilizes several trains of pulses, each train having a different characteristic pulse width and recurrence frequency, and all the pulses are transmitted over a common communication medium, but without synchronization. Modulation may be by controlling the time positions of the pulses of each train. Unscrambling at the receiver is based on pulse width discrimination.

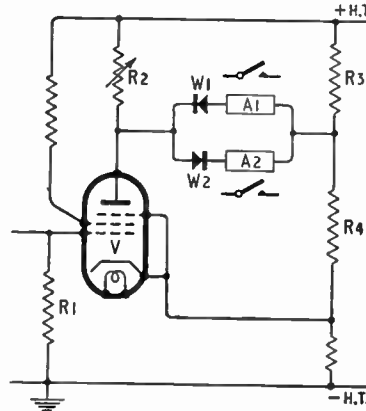
One method described in outline is based on providing a delay network for each channel giving a delay equal to the pulse width of the particular channel. The composite received modulation is differentiated and inverted, and fed to the delay networks. Combination of the original differentiated wave form with the inverted and delayed wave form will give a double height pulse in the correct channel circuit

where the delayed and inverted peak of the leading edge of the received wave form coincides with the trailing edge of the differentiated wave form without inversion or delay. The several channels are thus selected at the receiver and may be converted into speech or other signals by normal methods.

*Standard Telephones & Cables, Ltd. (assignees of E. Labin and D. D. Grieg). Convention date (U.S.A.) February 26th, 1945. No. 623,415.*

### A.F.C. Systems

IN broadcast receivers a discriminator circuit may be used to control the frequency of a local oscillator by means of a "reactance valve." This system



Single-valve motor control circuit for automatic frequency correction.

is not suitable for communication receivers or other apparatus where the received signal may disappear for a length of time, for then the station will be tuned out by the a.f.c. system and may not be again picked up when the signal returns. In these circumstances a motor-operated device is often used, but the known systems require two valves for the two directions of the motor.

In the system shown on the diagram R1 is the load resistance of the discriminator rectifier, which is connected to a pentode V biased to a straight part of the characteristic, and which has an anode load R2. A divider network R3R4 is connected across the h.t. supply as shown. The valve impedance and R2, R3, R4 form a bridge system across which are connected forward and reverse relays A1 A2 fed by oppositely connected rectifiers W1W2. So long as the discriminator is not supplying a control voltage there is no input to V and the bridge is balanced under these conditions so that no current flows in A1 or A2. A control voltage from the

discriminator will raise or lower the potential at the anode of V and current will flow either in A1 or A2 by the action of rectifiers W1 and W2, thus energizing one relay to correct the tuning of the receiver, whereupon the control voltage drops and the relay A1 or A2 releases to stop the tuning motor.

*Marconi's Wireless Telegraph Co., Ltd., and G. L. Grisdale. Application date July 2nd, 1946. No. 622,479.*

### Colour Television

PROPOSALS for colour television have been based on the use of a three-colour filter wheel rotated in front of the cathode ray tube. Such a filter wheel must be synchronized with the transmission. This may depend on the use of synchronized mains power, which is not always available, or of the transmission of pulses which are amplified sufficiently to drive a synchronous motor, which is wasteful and expensive.

These difficulties are avoided by driving the filter wheel by a motor running naturally at a speed slightly higher than the required speed and subjected to the action of an electromagnetic brake. The wheel drives a simple alternator the phase of which is compared with received synchronizing signals in a valve circuit to derive a current which varies with the phase difference and is applied to the brake to reduce the speed until it moves in step with the synchronizing signals.

*Marconi's Wireless Telegraph Co., Ltd. (assignees of F. J. Somers). Convention date (U.S.A.) October 19th, 1944. No. 622,202.*

### Television

THE transmission of a sound channel with the vision signal by modulated pulses in the interline blanking period is dealt with in this specification.

In the system described, which is not limited to transmitting sound but may be used for transmitting other intelligence, modulation pulses are positioned within synchronizing pulses and are spaced from both the leading and trailing edges of the synchronizing pulses. Modulation may be dependent on pulse height, phase, frequency, or, preferably, width. Any edge of the modulation pulses which is variable with modulation always occurs with a minimum time separation from the synchronizing edge of the synchronizing pulse, which exceeds the time period of the pulse of the so synchronized time base oscillator. Thereby time synchronization is unaffected and penetration of the sound pulse into the picture is avoided. Reference is made to the transmission of several sound channels by several successive pulses during each blanking period.

*D. I. Lawson, A. V. Lord and Pys, Ltd. Application date October 12th, 1945. No. 621,479.*

The British Abstracts published here are prepared with the permission of the Controller of H.M. Stationery Office, from specifications obtainable at the Patent Office, 25, Southampton Buildings, London, W.C.2 price 2/- each.



# permalloy permendur

**S**TANDARD MAGNETIC MATERIALS have the unique advantage of being produced by a Company which itself is a large scale user of these materials, as a result of which a vast amount of direct experience in the use of magnetic alloys has become available. Permalloy Nickel/Iron Alloys are particularly suitable in cases which demand high permeability and low losses—especially low hysteresis loss: they should, however, be selected according to individual requirements. V-Permendur, one of the Cobalt/Iron alloys, should be employed where high permeability throughout a wide range of flux densities is called for, and it finds special application in diaphragms for high quality telephone receivers.

**PERMALLOY C.** Gives the highest initial permeability of any magnetic material yet known. Applications: wide frequency-band transformers: accurate current transformers, chokes, sensitive relays and magnetic shielding.

**PERMALLOY B.** Lower initial permeability than "C," but higher flux densities possible.

**PERMALLOY D.** High resistivity without undue lowering of flux density or of the Curie Point. Very suitable for certain high frequency applications since frequency permeability variation is small.

**V-PERMENDUR.** A Cobalt/Iron alloy with unusually high flux density. It can be rolled to .010 in. strip and exhibits high permeability up to high flux densities.

	Permalloy "B"	Permalloy "C"	Permalloy "D"	V. Permendur
Specific gravity	8.3	8.6	8.15	8.2
Electrical resistivity, microhms per cm. cube ...	55	60	90	26
Temperature for heat treatment °C ...	900	1,050	900	790
Initial permeability $\mu$ ...	1,800 to 2,400	10,000 to 30,000	1,500 to 2,000	700 to 1,000
Maximum permeability $\mu_{max}$	10,000 to 20,000	50,000 to 100,000	6,000 to 8,000	3,000 to 5,000
Magnetising force for $\mu_{max}$ oersteds ...	0.30 to 0.60	0.025 to 0.04	0.5 to 1.0	2.0 to 6.0
Maximum flux density, gauss ...	16,000	8,000	13,000	23,000
Coercive force in oersteds for $B_{max} = 5,000$ gauss ...	0.25	0.03	0.5	—
Remanence in gauss for $B_{max} = 5,000$ gauss	4,000	3,500	3,500	—
Hysteresis loss in ergs per c.c. per cycle for $B_{max} = 5,000$ gauss ...	300	45	550	—
Total loss in watts/lb. $B = 5,000$ gauss, 50 c/s 0.015 in. sheet	0.11	0.04	0.2	—

## Standard MAGNETIC MATERIALS

Standard Telephones and Cables Limited

(Registered Office: Connaught House, Aldwych, London, W.C.2)

NORTH WOOLWICH • LONDON • E.16.

TELECOMMUNICATION ENGINEERS

Telephone: Albert Dock 1401




## Here are sets to delight the expert

★ WITH 2 YEARS' FREE  
ALL-IN SERVICE IN THE HOME ★

Apply any test you wish to these Sobell 6-valve superhet models. You will find that every component is superbly engineered. Check the circuits, the signal rectification, the I.F. selectivity, the audio sensitivity,—and any other points you like. They'll all satisfy your critical judgment.

We'll say nothing about the obvious—the pleasing cabinets, the simple controls, the easy-to-read 3 wave band tuning dials, the special gramophone pick-up sockets with automatic switches, the provision for external loudspeakers—because these are “musts” in sets designed to the highest standards. The two models illustrated are 610 and 610 TAG respectively, working on 200-250 volts A.C. only. There's a Sobell dealer in your district—he'll be glad to arrange a thorough demonstration.



# SOBELL

## RADIO AND TELEVISION

Advt. of Sobell Industries Limited, Langley Park, Nr. Slough, Bucks.  
Phone: Slough 22201/5

\*Valves and Cathode Ray Tubes are subject to B.V.A. Makers' guarantee.



## SAVE MONEY AT LASKY'S

**RADAR RECEIVER TYPE 3084A. BRAND NEW AND UNUSED. IN MAKER'S ORIGINAL WOOD TRANSIT CASE.** Specification: 14 brand new valves: seven EF50; two VE136; one VR137; one HVK3; one R3; one V1507; one EA50. Dozens of useful components including an 80 volt A/O motor used for aerial switching, front panel tuning control, etc. Whittle modification this unit will be ideal for television reception. Also suitable for converting to a 2-metre receiver. Totally enclosed in metal case, size 18in. x 8 1/2in. x 7 1/2in. Weight when packed 40 lbs. **LASKY'S PRICE, 59/6. Carriage 5/- extra.**

**CIRCUITS NOW AVAILABLE:** Full circuit of the Receiver type 3084A. **PRICE 1/6, plus 3d. postage.** Conversion of the Receiver 3084A to television sound and vision reception. **PRICE 2/6, plus 3d. postage.** Full circuit diagrams giving suggested television sound and vision receivers, time base, and all associated circuits, power packs, etc., utilising available Ex-Government equipment (3084A, VCR97, etc.). **PRICE 3/6, plus 3d. postage.** Price for the complete set of three circuits, 7/-, postage free.

**EX-A.M. RECEIVER TYPE E1132A. V.H.F. 100/126 Mc/s. receiver.** These receivers are absolutely brand new, and supplied in maker's original wood transit case, complete with 11 brand new valves, circuit diagrams and calibration chart. Large tuning scale with super slow motion drive and 0-5 m/s moving coil tuning meter are incorporated. R.F. and L.F. gain controls, jack sockets for line and phone are also fitted. Valve line up: R.F. amplifier VR65; local oscillator VR66; three I.F. stages VR53's; second detector and A.V.C. VR54, L.F. amplifiers VR57 and 6J5, B.F.O. VR63, voltage stabiliser VR70. Totally enclosed in metal cabinet, grey enamelled with all controls clearly marked, plated handles. Size: 18in wide, 10in high, 11in deep. Weight 54 lbs. **LASKY'S PRICE, 79/6. Carriage 7/6 extra.**

**AMERICAN AIR CORPS RECEIVER TYPE B0824A. 11 Valve superhet.** Frequency range 100/186 Mc/s. Valve line up: three 9008; one 9902; one 12C8; three 12SG7; one 12J6; one 12AK7; one 12H6. Dozens of useful components, resistances coils, relay, condensers, etc., size 18 1/2in x 7 1/2in x 6in. Weight 28 lbs. This is the receiver section of the SCR928. Low buzzer. **LASKY'S PRICE, 19/11. Carriage 5/- extra.**

**INDICATOR UNIT TYPE 62A.** Contains 21 valves, crystal and 6in. cathode ray tube type VCR97 (short persistence). Valve line up: twelve EF50; two BR34; four SP61; three EA50; also hosts of condensers, resistances, and other components. Totally enclosed in metal cabinet, size 18in x 8 1/2in x 11in. Weight 46 lbs. **LASKY'S PRICE, 89/6. Carriage 10/- extra.**

**EX-A.M. RECEIVER UNIT TYPE 71.** Contains 6 valves: four EF50; one EL32; two EF39; one EBC33. Also many components, resistances, condensers, coils, etc. Frequency covers 124 Mc/s. This is a superhet unit with an R.F. stage and three I.F. stages. Overall dimensions: 10 1/2in x 7 1/2in x 5 1/2in. The breaking up value is well over 83. **LASKY'S PRICE, 19/- Carriage 3/6 extra.**

**BRAND NEW AND UNUSED. EX-GOVERNMENT CATHODE RAY TUBES. TYPE VCR97. SHORT PERSISTENCE.** Each tube is fully guaranteed and is tested before despatch. Contained in specially sprung wood transit case. Characteristics: Heater 4 volts 1 amp.; H.T. 2,500 volts maximum. **LASKY'S PRICE, 35/- Carriage 7/6 extra.**

**E.H.T. TRANSFORMER FOR THE VCR97 CATHODE RAY TUBE.** Specifications: Primary 200/250 volts 50 c.p.s.; Secondary: 2,500 volts 4 m.a.; 4 volts 1.1 amp.; 4 volts (O.T.) 1.5 amp. **LASKY'S PRICE, 35/- Postage free.**

**E.H.F. Smoothing Condensers.** 1 mfd. 2,500 volts working. **LASKY'S PRICE 2/9 each. Post 4d. extra.**

**SPECIAL MAINS TRANSFORMER FOR USE WITH THE E1132A RECEIVER.** (As specified in the Inexpensive Television, data book No. 2.) Primary 200/250 volts 50 c.p.s. Secondary: 250-0-250 volts 80 m.a. Filament windings: 6.3 volts 6 amps. and 5 volts 2 amps. **LASKY'S PRICE, 27/6. Postage free.**

**EX-A.M. FREQUENCY METER TYPE W1191. UNUSED.** The cases of these meters are slightly soiled, but otherwise the units are in perfect condition throughout. Frequency range 100 Kc/s. to 2 Mc/s. in 8 switched bands, covering all intermediate frequencies. Utilizes 4 valves and a 100 Kc/s. crystal. Battery operated. L.T. 2 volts, H.T., 60 volts. Unit contained in grey enamel case, complete with hinged lid and web carrying strap. Overall dimensions: 12in. x 10in. x 10in. Weight 80 lbs. Supplied complete and with calibration chart and working instructions. This meter is accurate to 0.1 per cent. and with crystal control 0.01 per cent. **LASKY'S PRICE 25/10/- Carriage and packing 10/- extra.**

We have large stocks of all surplus equipment, receivers, indicators, components, etc. Send 2d. stamp with your name and address for a copy of our current monthly list the Lasky's Radio Bulletin.

## LASKY'S RADIO

370 HARROW ROAD, PADDINGTON, LONDON, W.1  
(Opposite Paddington Hospital)

Telephone: OUNningham 1978.

Hours: Monday to Saturday 9.30 a.m. to 6 p.m. Thursday half day.

# A GREAT NEW TELEVISION SET

that anyone can build without previous experience

Here for the first time is Television stripped of its mystery and reduced to simple stage-by-stage assembly and wiring. Brilliantly designed by a Fellow of the Television Society and sponsored by nine of the leading component makers, the View Master will make Television history. Large Constructor Envelope contains eight full-size assembly and wiring diagrams and 32-page illustrated booklet packed with technical information. From all wireless shops and newsagents in T.V. Service area, price 5/-.




★ON SALE AT RADIOLYMPIA

## "VIEW MASTER"

The Television Set the Home Constructor can build from standard parts

### "BAFFLE" SPEAKERS



MODEL "FIVE B"  
5" P.M. SPEAKER

Without transformer  
Polished Walnut Baffle, cream sides. Fitted with Volume Control.

Retail Price **39/6**

SOLE DISTRIBUTORS  
to the Wholesale and Retail Trades

### CELESTION

The Foremost Name in Sound Reproduction


Whilst retaining the well known Celestion qualities of tone, sensitivity and reliability, the new "Baffle" speakers offer a pleasing departure from the conventional "cabinet" type extension speaker. Designed to harmonise with any furnishing scheme, the Celestion "Baffles" are undoubtedly the finest quality obtainable at such reasonable prices.

✕  
Meet us at  
**RADIOLYMPIA**  
Sept. 28 - Oct. 8  
✕

STAND 87

*Cyril French Ltd.*

### "BAFFLE" SPEAKERS



MODEL "SIX B"  
6½" P.M. SPEAKER

Without transformer  
Polished Walnut Baffle, cream sides. Fitted with Volume Control.

Retail Price **49/6**


SOLE DISTRIBUTORS  
to the Wholesale and Retail Trades

HIGH STREET, HAMPTON WICK, KINGSTON-ON-THAMES, SURREY

# H.P. RADIO SERVICES LTD.

## OFFER

The following items representing unique value in Government Surplus Radio Equipment.



**40 Valve Radar Receivers. Type R-31 APS-2E.** A magnificent instrument. Absolutely brand new and unused in original manufacturer's packing cases. Fitted two Cathode Ray Tubes. One type 5FP7 5in. diameter Magnetic deflection and one 2API 2in. electrostatic. Valves fitted comprise 8 6L6G, 13 6SN7, 1 2X2, 2 6H6, 2 6X5, 8 6AC7, 3 VR105, etc. Has Blower motor cooling fan, 3 panel meters and a fabulous quantity of components. Input 115v. 400 c. Size 26 in. x19in.x12in. housed in a fine black crackle case. Original cost approx. £150 each. A few only available and offered subject to being unsold at 16 gns. each. Carriage 10/- extra. Available in British Isles only.




**5FP7 Cathode Ray Tubes.** Magnetic Deflection. Complete in Black Crackle Mu Metal Shroud fitted with deflector coils and Brilliance Control. A beautifully made unit. Easily worth 15 gns. by today's standards. Our price 3 gns. Carr. 2/6. Guaranteed brand new and unused.

**Antenna Units.** Size 16in.x 8in.x 8in. Black Crackle Cabinet. Aerial Loading Variometer 3 pole 5 way Ceramic Switch. 4 porcelain lead-through insulators. Precision slow motion dial. 3 6000v. 80 mmf. block condensers. Brand New 10/- each. Carr. 2/6.



**2 METRE ENTHUSIASTS !!!**  
**BC624 Receivers part of SCR522. Brand New.**



Easily converted to cover 2 metre band. 10 valves. 9003 1st R.F., 9003 Mixer, 12AH7 Crystal Osc., 9002 Harmonic Gen., 9003 Harmonic Amp., 12SG7 1st I.F., 12SG7 2nd I.F., 12SG7 3rd I.F., 12C8 2nd Det., A.V.C. 1st audio 12J5 2nd audio, I.F. 12 Mc.s. Power required 300 V. at 60 mA. and 12 V. 1.7 A. Conversion details supplied. Outstanding Value 39/6. Carriage and packing 5/-.

# H.P. RADIO SERVICES LTD.


Britain's Leading Radio Mail Order House

55 COUNTY RD., WALTON, LIVERPOOL, 4

Established 1935

Telephone: Aintree 1445

STAFF CALL SIGNS G3DLV, G3DGL



The "Aristocrat"

Planned for the connoisseur requiring a high quality cabinet suitable for a quality receiver. As good as pre-war and embodying all that is best in British craftsmanship and design. For export or for those holding or who can obtain timber permits. Private enquiries are invited and those interested will have their names entered on our lists. Various makes of pick-ups can be supplied as an extra, also Garrard & Collaro Gram. Units. No charge is made for fitting. We shall be pleased to give any assistance and advice you may require.

Dimensions: Length 40in., Height 32in., Depth 17½ in. Capacity approx. 12 cu. ft. Weight, 1 cwt. approx. Concealed castors. Sloping ba'te. Slag wool and felt lining. Felt lined lid. Ample accommodation for large receiver and amplifier and heavy duty speaker.

Interviews by appointment only.

Export Enquiries Invited.

# LOCKWOOD & CO.

LOWLANDS ROAD, HARROW, MIDD.

Telephone: BYRon 3704

# D.C. - A.C. CONVERSION

Frequency stability, R.F. and A.F. suppression, with long working life, are but some of the features of Valradio Vibrator converters. We quote two examples here.

## 12v. INPUT

Model 230 75/12 gives a useful A.C. output at 50 or 75 c.p.s. and is ideal for outdoor P.A. work. 230v. 75 watts A.C.

£10.15.0

## 110v. INPUT

Model 230 300/110 particularly suitable for television and autoradiograms. A.C. output at 50 or 75 c.p.s. 200-250 v. 300 watts.

£16.0.0

# VALRADIO LTD.

57, FORTRESS ROAD, N.W.5 GULLiver 5165

# The Connoisseur



MEET US AT  
**RADIOLYMPIA**  
SEPT 28 - OCT 8

## PICK-UP

Obtainable from all good dealers  
Price 54/- plus purchase tax.  
Transformer if required 13/-.  
Special head for fitting to  
Garrard Auto-changers.

R.C. 60, 65, 70, 42/- plus  
purchase tax.

Long playing needles 20 for 2/-,  
plus tax.

The Connoisseur pick-up is a super sensitive instrument, scientifically developed for the benefit of music lovers who insist on Natural reproduction.

If you are scientifically-minded you will know how good it is when we say that every pick-up is hand tested to show within + or - 2 db's of our published response curve, which is substantially flat from 50-9,000 cps.

If you have a musician's ear you will know how good it is immediately you hear it bring the first few notes from a record in their original purity.


Made by A. R. SUGDEN & Co. (Engineers) Ltd., Well Green Lane, Brighouse, Yorks

### COMMUNICATION RECEIVER

#### DCR - 19

Has every feature expected of a modern high performance communication receiver—at minimum price.

£49/10s. (NO TAX)



### TELEVISION KITS & CHASSIS

The result of years of careful development, correctly assembled and aligned, are capable of giving performance equal to the best receivers money can buy. Definitely not built around surplus components. Available with 9in. or 12in. C.R. tubes and R.F. units for London or Sutton Coldfield. Complete

9in. unit DTK3 L or B. £36 plus Tax £8/11/-.

# DENCO



### RADIO RECEIVERS

### AND KITS

Designed around Denco Components—three special kits for the complete and easy assembly of high performance radio chassis. We have specialised in the export of these kits for assembly overseas. Complete receiver using the chassis also available.

### RADIO & TELEVISION

### COMPONENTS

This well-known range of laboratory designed coils, turret tuning units, i.f. transformers, television and other components is too lengthy to do justice to here. It is our effort to produce the best components for the job and to avoid the cheap and nasty. Full details in our literature.

Send 1d. stamp for free List No. 10 giving details of our range, or 9d. for Illustrated Catalogue to:—

**DENCO (CLACTON) LTD.**  
OLD ROAD, CLACTON, ESSEX

OR  
London Area to:

**DENCO DISTRIBUTORS LTD.**  
115 FLEET STREET, LONDON

# Value Beyond Compare—Anywhere

**RECEIVER R1132A.** The renowned UHF communications receiver, well known to every "Ham" and an especial favourite with all UHF enthusiasts. We have a quantity of these excellent receivers, used but nevertheless in excellent condition, which we are currently offering to CALLERS ONLY. Absurdly cheap at 35/- Pay us a visit before our limited stock vanishes...

**RECEIVER UNIT BC624 (SCR-522).** Still available from stock and proving one of our most popular offers. And no wonder! These 11-valve American receivers—unused but slightly soiled—represent sterling value. The valves are of the 12 v. 15 amp. series and included are 3 9005 and 1 9002. As supplied, the unit tunes between 100-156 Mc/s with 4 spot frequencies. It is necessary to modify the receiver for continuous tuning, as the local oscillator is crystal controlled and cannot be tuned. We therefore supply with each receiver circuit diagrams and full modification instructions for "Ham" use. ONLY 25/- carriage paid. Order early.

**RECEIVER R1124.** Eminently suitable for conversion to the television sound channel. Frequency range 30.5—40.5 Mc/s, switched by a 5-bank 6-way Yaxley, and complete with the following valves: 1 10D1, 1 5D2, 3 9D2, 1 8D2—all with screening cans and ceramic valve-holders: 30 condensers, 30 resistors and 3 pot 'meters'. The whole is enclosed in a sturdy metal case size 16in. x 10in. x 16in. At an "all can afford" price of 12/6, plus 2/6 carriage and packing. Our prices are lower...

**RECEIVER UNIT R1125.** A two-valve receiver unit (8D2 type valves) and complete with coils, condensers, I.F. Transformers, etc. ONLY 6/6, post free. Real value for money. Buy one and see.

**INDICATOR UNIT TYPE 97.** Unused but slightly soiled. Valve line-up: 6 EF50, 3 EB34, 4 EA50, together with 12 pot 'meters and innumerable 2 watt 1 watt and 1/2 watt resistors and hosts of high voltage condensers. The C.R.T. is a VCR517 and ideal for TV use, and is tested before despatch. ONLY 59/6, plus 7/6 carriage and packing. Super value.

**SPEAKER TRANSFORMERS.** Standard size, for pentode or triode, 3/6 only. Heavy duty multi-ratio, secondary 8-15-30-45 ohms. Screw terminal connections on attractive top panel. Mu-metal laminations. 25/- only.

**TEST SET TYPE 73.** CONSISTS OF A SPECIAL PURPOSE OSCILLOSCOPE WITH A 3½ in. TUBE. CONTROLS ARE BRIGHTNESS, X AND Y SHIFT, FOCUS, AMPLIFIER, IN/OUT, VELOCITY, ETC. THIS OUTSTANDING EQUIPMENT IS CONTAINED IN A METAL CASE SIZE 19in. x 12in. x 8½in. AND IS COMPLETE WITH C.R. TUBE AND ALL VALVES. IT OPERATES FROM A.C. MAINS 230 v. 50 c/s AND IS SUPPLIED COMPLETE WITH COMPREHENSIVE INSTRUCTIONS FOR CONVERSION TO A STANDARD OSCILLOSCOPE, TOGETHER WITH ALL PARTS NECESSARY FOR CONVERSION. IN BRAND NEW AND IMPECCABLE CONDITION. ONLY 27-19-6. CARRIAGE PAID.

**FILAMENT TRANSFORMERS.** Combined 6.3 v. 2 amps and 4 v. 3 amps. Primary 210-220-230 v. 8/- only.

**MAINS TRANSFORMER.** NEW AND GUARANTEED. A remarkable offer. 280-0-280 v. 70 mA, 5 v. 2 a., 6 v. 3 a., screened primary, 50 cycles A.C., 0-215-240 v. An exceptionally robust transformer. ONLY 12/9, plus 1/3 carriage.

## TV CONSTRUCTION—NOW IS THE TIME

We modestly claim that our Kit of Parts answers the prayer of all those who lack knowledge of TV technique! Its simplicity of design and construction make it a practical proposition for all, and our comprehensive instructions and easy-to-follow point-to-point wiring diagrams ensure success. Start now and send for these instructions. The price is only 5/-, post free, refunded when the Kit is purchased.

The complete Kit of Parts costs £16/10/6, and for this price everything is brand new, down to the last nut and bolt. If cost is a primary consideration, we can supply the complete Kit—again with tested valves and C.R.T.—for only £15. In this instance the valves and CRT are slightly soiled but guaranteed perfect.

A demonstration model can be seen at our London premises during viewing hours. Come along and see for yourself. NOTE OUR UNIQUE "AFTER SALES" SERVICE. TESTING AND ALIGNMENT OF RECEIVERS AFTER COMPLETION OF ASSEMBLY UNDERTAKEN FOR A NOMINAL SUM.

**AMPLIFIER UNIT 18/165.** A neat and compact equipment incorporating the following valves: 2 EF36, 1 EBC33, 2 EL32: together with microphone transformers, intervalve transformers, countless condensers and resistors, etc. Are you looking for something to "break down"? Then here's your chance. An experimenter's gold mine for ONLY 19/6, carriage paid.

**AMPLIFIER UNIT A1135A.** Valve line-up: 1 VR57, 1 EL32, 1 VR56. Contains intervalve transformers and many small components. Absurdly cheap at 8/6, post free.

## Best Buy at Britain's

Send for List "WW." Bargains Galore.



**CHARLES BRITAIN (Radio) Ltd.**

11, UPPER SAINT MARTIN'S LANE, LONDON, W.C.2

TELEPHONE 0545

3 minutes from Leicester Square Station (up Cranbourne Street)  
Shop Hours: 9-6 p.m. (9-1 p.m. Thursdays). Open all day Saturday

## The CABOT 25 Watt HIGH QUALITY AMPLIFIER

Incorporating negative feedback, suitable for any use where sound amplification is required.



**SPECIFICATION:—**Separate mike and gram or radio inputs for mixing. Mike input for moving coil or other types as required. Gram input suitable for standard Magnetic or Lightweight pick-up. Tone control. Output 25 Watts into 4-8 or 15 ohms. Input 110/230v 50 cps. Fitted in steel cabinet, finished in black crackle, panel engraved as illustrated. Ideal for general P.A. work, Youth Clubs, gram or radio Amplifier for the Home, etc. VALVES:—6SN7 Mike and Gram Mixer. 6SJ7 Amplifier. 6N7 Phase splitter, 6L6 Push Pull Power Amplifier. 5U4G Rectifier.

**£16-10-0** Complete as above spec.

**£15-15-0** If no moving coil 'mike' input transformer is required.

Trade enquiries invited.

**CABOT RADIO CO., LTD.,**

28, BEDMINSTER PARADE, BRISTOL, 3.

Tel.: 64314.

## HUGE METER DISPOSAL!



Specification	Shape	Diam	Rating	Dia	Type	Price
Volt Meter	round	2½"	15 v. A.C. D.C.	Black	M. Iron	4/6
Volt Meter	round	2½"	600 v. and 15 v.	White	Basic m/coil .5mA	6/-
M/Ammeter	square	2½"	5mA	White	m/coil	5/-
M/Ammeter	round	3½"	5-0.5mA	White	m/coil	6/-
M/Ammeter	round	2½"	50mA	White	m/coil	5/-
M/Ammeter	square	2½"	50mA	White	m/coil	4/6
M/Ammeter	round	2½"	100mA	White	m/coil	5/-
M/Ammeter	round	3½"	100mA	White	m/coil	6/-
M/Ammeter	round	2½"	500mA	Black	m/coil	4/6
Ammeter	square	2½"	.5 amp.	White	T.C.	3/6
Ammeter	round	2½"	1 amp.	White	T.C.	3/6
Ammeter	square	2½"	4 amp.	White	T.C.	4/-
Ammeter	round	2½"	8 amp.	Black	T.C.	4/6
Ammeter	round	5"	14 amp. D.C.	White	m/coil	12/6

## MAINS TRANSFORMERS

A total output purchase from a manufacturer enables us to offer you the following cut prices in BRAND NEW AND GUARANTEED Transformers. These are Not Government surplus.

Input A.C. Mains 50/60 cycles, tapped 210, 220, 230 v. Both sub-chassis mounting and semi-shrouded.

Output: 250.0-250 v. 60 ma, 5 v. 2 amp., 6.3 v. 3 amp. ... 15/- each

Output: 350.0-350 v. 100 ma, 5 v. 2 amp., 6.3 v. 4 amp. ... 20/- each

THESE TRANSFORMERS ARE DEFINITELY THE BEST VALUE OFFERED IN THE HOME TRADE

**NO CARRIAGE OR PACKING CHARGES**

Carriage paid on all orders in U.K. For Fire and Export, additional charges must be added or we will quote.

**WESTON PRODUCTS**

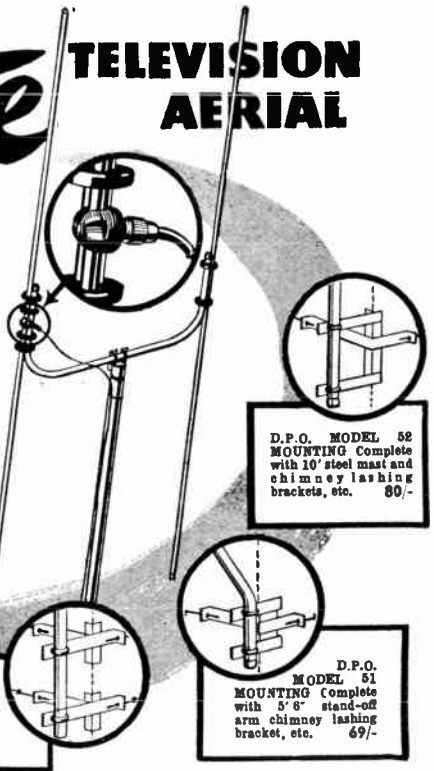
(LIVERPOOL) LTD. • TEL: ROYal 5754/5.

71-GT GEORGE STREET LIVERPOOL 1


# THE NEW *Aerialite* TELEVISION AERIAL

**D.P.O. MODEL 50.** The best Aerial on the market at the lowest price. Available in 2 types—"London" and "Midlands" and made up for three different styles of mounting as illustrated. Features: Low-Loss Insulator—Waterproof Plug Assembly — Accessibility — Easy Erection — Strength — Broad Bandwidth — Rigidity. (Prov. Patent 26255/48.) **47'6.**

**COAXIAL CABLES.** Manufactured under strict Laboratory conditions and to Government Specification where possible. Send for list of the full range of AERIALITE R/F Cables and Feeders.



Meet us at  
**RADIOLYMPIA**  
Stand 62, Grand Hall.



**AERIALITE LTD., CASTLE WORKS, STALYBRIDGE, CHESHIRE**

## You simply **MUST** make a **WIRE RECORDER**

You have seen in this space for the past six months a sketch of a very simple Wire Recorder for attachment to a Gramophone turntable. This is one of the many types of Wire or Tape Recorders which you can make with the help of our complete Constructional Data. This Data, including price list of accessories (all of which we can supply from stock), is 5/-. Instructions are given how to make a record-playback pickup, the cost of which need not exceed 3d., unless it is desired to dress the pickup in a fancy housing. If our instructions are followed the constructor will get entire satisfaction, and we offer every help to this conclusion.

Constructors wishing to see our new designs are cordially invited to our Stand, No. 206, at Radiolympia. Also on view for the first time will be several of our new inventions, including Talking Books for the Blind, Radio control for opening garage doors, and for the flight control of model aircraft; the Talking Violin and Talking Circular Saw, and the miracle radio fault-finder, the ISOTOPE.

**MEET US AT STAND 206**

**JUDGE INDUSTRIES**

(Distributors: PARK RADIO of MANOR PARK)

**783 ROMFORD ROAD, LONDON, E.12**



**BCA 981A PHOTO-ELECTRIC CELL AND MULTIPLIER.** For facsimile transmission flying spot telecine transmission and research involving low light-levels, 9-stage multiplier. Brand new and guaranteed. Only 30/-.

**TX VALVES,** Westinghouse 813 at 50/-, 832 at 20/-. 866A at 15/-. Klystron 723A/B at 82/6. All brand new and boxed.

**TYPE BC 624A RECEIVERS.** Absolutely brand new by BENDIX, etc. Valve line-up: 12AH7, 12J5, 3 12SG7, 12CS, 3 9003, 9002, making 10 valves in all. Frequency coverage 100-156 mc/s. Can be supplied at the absurdly low price of 25/-, (carriage and packing free).

**RECEIVER TYPE 25.** The receiver portion of the T/R 1196. Covers 4.3-6.7 Mc/s., and makes an ideal basis for an all-wave receiver, as per "Practical Wireless," August issue. Complete with valves types EF36(2), EF39(2), EK32 and EBC33. Only 22/6. Chassis only 8/6.

**1136A AMPLIFIER CHASSIS.** Comprising 3 valves, VR55, VR57 and VT52, plus transformer and many useful components. In used condition. Only 10/-.

**R1626 V.H.F. RECEIVER.** Ex-A.M. Comprising 10 EF50 valves, 2 EB34, 24 volt rotary generator, relays, and hundreds of condensers and resistors. Complete in grey metal case. Absolutely brand new. 75/- only.

**RECEIVER UNIT TYPE 159.** Size 8in. x 6in. x 4in. containing VR91, VR92, CV66, VR65 and 24 v. selector switch. New condition. 15/-.

**EX. GOVT. POWER UNIT.** Size 7in. x 7in. x 4in., containing VU120 H.V. Rect., 524, 1 2.5 kv., relay and transformers. 15/-.

**VIBRATOR POWER UNITS.** 2 volt. As for Canadian 58 set. Completely smoothed, output 1.5 v. L.T. and 90 v. and 180 v. H.T. at 35 m.A. Complete in grey metal box. Size 8in. x 3in. x 4in. 50/-.

**METER DISTRIBUTION BOARDS.** Comprising 0-300 v. M.I. Meter, 3in. AC/DC Input Plug and Socket, 3 Output Sockets, 2 porcelain fuses. Total size 12in. x 6in. Brand new and individually boxed. 17/6.

**RECTIFIERS.** Westinghouse W1, W6 and WX6, 1/6. Standard Telephones 280 v. 60 m.A., 4/-. Standard Telephones 280 v. 75 m.A., 4/-. Standard Telephones 250 v. 120 m.A., 5/-. Standard Telephones 300 600 v. 300 m.A., 15/-. Westinghouse L.T. Rect. 2 and 4 volt 1 amp., 2/6. Westinghouse 30 v. 3 a., 17/6. Westinghouse 12 v. 1 a., 4/6. Westinghouse 5 m.A. instrument rectifiers, 3/6. J.50 Half-wave Bridge Rectifiers, 500 v. 2 m.A., 3/6.

**ELECTROLYTIC CONDENSERS.** A very large purchase enables us to offer the following famous make. All are 500 v.w., and all are metal, negative can. Each is supplied complete with new type paraffin fixing plate. 8 mfd., 2in. x 1in., 2/6. 16 mfd., 2in. x 1in., 3/6. 8 x 8 mfd., 2in. x 1in., 4/6. 16 x 8 mfd., 2in. x 1in., 4/6.

**HEADPHONES.** 100 ohms resistance with plug, 3/6 pair.

**U.S. ARMY MIDGET LIGHTWEIGHT HEADPHONES.** 200 ohms. Suitable for deaf-aids, etc., 7/6 pair.

**INDICATOR UNIT TYPE 198.** Containing VCR 138A 3in. tube, 3 VR65, 1 VR54, 1 VR92, 2 high speed relays, volume controls and 101 res. and condensers. In new condition. Suitable for an oscilloscope. 35/-.

**C/R TUBE VCR97.** Each tube brand new, supplied in manufacturers original packing case, guaranteed, complete with printed data-sheet. Only 35/-. (Carriage and packing free).

**TUBE ENLARGING LENS.** For VCR97, or 5CP1. Double your picture area, without distortion. Easy fixing. Really amazing in performance. Only 25/-. (Plus 2/6 postage and packing).

**E.H.T. TRANSFORMERS.** These transformers have been specially wound for us for use with this circuit. For VCR97, input 210-230-250 v., output 2,500 v. 4 v., 1.1 a., 2-0-2 v. Only 35/-. For 5CP1, input 210-230-250 v., output 3,250 v., 6.3 v., 0.6 a., 2-0-2 v. Only 30/6. Both of these above transformers are of first class manufacture, fully impregnated and guaranteed by us.

**MAINS TRANSFORMER** for Vision Receiver Unit 250-0-250 80 m.A., 5 v. 3 a., 6.3 v. 6 a. Only 28/6.

**INTRODUCING OUR LATEST MINIATURE TRANSFORMER** for A.C. Midgets. Size 3 1/2 in. high, by 3 in. x 2 1/2 in. Fully shrouded, with fixing feet. Guaranteed. 250-0-250, 60 m.A., 6.3 v. 3 a., 5 v. 2 a., input 200-250 v. Only 21/-.

**TROPICAL CONDENSERS,** bakelite cased, 1,400 v. Wkg., .02 2,000 v. Wkg., .05 2,000 v. Wkg., 1/6. Tubular 1 and .01 1,000 v. Wkg., 1/6. Tubular, 25 also .5 250/450 v. Wkg., 8d. Tubular .01, 3,000 v., 2/6 each, .03, 3,000 v., 2/6. Tropical, bakelite cased, .1 mfd. 2,500 v., 2/6. Ex-Govt. metal cased, .1 mfd. 2,500 v., 2/6.

**R.F. UNIT, TYPE 24.** brand new, only 16/6.

**R.F. UNIT, TYPE 28.** Brand new in original packing, 35/- each.

**R.F. UNIT, TYPE 27.** Not new. Only 25/-.

**TYPE 25 R.F. UNIT.** Brand new, converted from new RF-24, 19/6. (Carriage and packing 1/6).

**CATHODE RAY TUBES.** Each (including tax), G.E.C. 6501 9in., £11.6.0. Mazda CRM-5, £11/6/0. Mazda CRM-12 12in., £15.2.5.

5, HARROW ROAD, LONDON, W.2  
PADdington 1008/9

## G. W. SMITH & CO., (RADIO) LTD.

W4790. Receivers

10 valve 1 1/2 Metres

The most suitable receiver for long distance reception complete with valves and mod sheet for Television conversion  
52/6 each.

6 VOLT VIBRATOR PACKS  
fully smoothed output 250 v. 60 M/A  
12/6 each.

Type 24 U.H.F. Units  
Boxed New 12/-

Polystrene Slugged coil formers for  
Television 1/2" x 1" 5d. each 4/9 doz.

3, LISLE STREET, LONDON, W.C.2.

Telephone: Gerrard 8204

## MIDLAND INSTRUMENT CO.

For Govt. Surplus Stock, etc.

**R.C.A. AMPLIFIERS,** 210-250 v. A.C. mains, 50-60 cycles, single phase, 110 watts complete with 7 valves, 5U46, 6J7 (4), 6L6 (2), output 25 watts, back terminations for mains, input and output, also 6.3 v., in very smart cases with controls on front, size 17in. x 11in. x 9in., brand new in sealed cartons, £12/10/-, carriage 7/6. 110 to less valves, £10, carriage 7/6. **U.S. MASTER OSCILLATORS TYPE M1-19467-A,** oscillator-switch positions 1 to 5 mc/s., multiplier 3-switch positions 2 to 10 mc/s., oscillator and multiplier tuning controls, 6-10 m.A., plate current meter, complete with 307 valves, 1 operating, 1 spare, instruction book (contains charts) and installation accessories, brand new in sealed cartons, 25/-, carriage 5/-. Fully descriptive and illustrated instruction book sent on receipt of 20/- deposit, refunded when returned. **G.22 CAMERAS,** contains Dallmeier 120/112" Dallm" Tele-Anamniat lens unit, 3-speed leuered shutter, delay switch, takes standard 120 roll film, brand new in stout wood transit cases, bargain, 55/-, carriage 5/-. **RECEIVERS,** 2-band, 4.2 to 7.5 and 19 to 31 mc/s., contains 11 valves, ARP12 VP22 (7), AR8 (1), 251D (4), one of each are spares, also Mallory type 650 6 v. vibrator, 3 I.P. stages, 3-gang and 2-gang conds. in tandem to give separate R.F. sections for each w-band, slow-motion drive and dial, volume, wavechange, on-off etc. controls, chassis mounted with side protection, size 9in. x 8in. x 8in., no other data at the moment, brand spanking new, 37/6, post and packing 2/6 extra. **U.S. UNITS,** contains 12-valves 68117 (6), 6116 (3), 7193 (3), two relays, chokes, coils, v-control, over 80 resistors and condensers, etc., chassis mounted with 1 covered cover, 12in. x 8in. x 6in., 15/-, post 1/4. **RECEIVERS TYPE 124A,** 5-valve (less valves) contains a wealth of components, including 3 Westectors, ceramic v-holders, valve cans, switches, resistors and conds., etc., brand new, 10/-, post 1/4. **MAINS MOTORS,** 200/250 v. A.C./D.C., size 4 1/2 in. long, 2 1/2 in. dia., fitted 3/16in. shaft, 12/6, post 1/4. **Ditto,** fitted reduction gearbox giving final drive of approx. 60 r.p.m., 15/-, post 1/4. (Gearboxes only 65/-, 5/-, post 9d. **SANTON SWITCHES,** mains 20 amp., 6-position rotary, single pole 5-way and off, complete with pointer knob, brand new Loxed, 3/6, post 9d. 30-40g **TELEPHONE SETS,** consists of 2 combined telephones and microphones, 25ft. twin connecting flex, provides perfect 3-way communication, self-energized, no battery required, set complete brand new, box 1, 7/6, post 3d. **MOVING COIL HEADPHONES** (to which are attached a moving coil microphone fitted switch, brand new boxed, 10/-, post 9d., balanced armature high resistance 1000 ohms, headpiece last word for sensitivity, brand new boxed, 7/6, post 9d. **BURGESS MICRO SWITCHES,** 4 different types, 5/-, post 9d. **CRYSTAL VALVE RECTIFIERS B.T.H. CV-10,** brand new in lead capsules, 3/6, post 3d., sealed jars containing 6, 18/-, post 3d. **RU-18 DUAL COIL SETS,** 2 types, low range L and high range N., 400-600 and 6,000-9,050 kc/s., also low range Q and high range M., 510-810 and 3200-7700 kc/s., 3/6, each, post 1/4. 6/6 the 2, post 1/4. **INDICATOR UNITS TYPE 152,** contains 2 C.R. tubes, VCR-517 6in., also VCR-138A 2 1/2 in., 9-valves, VR65 (3), VR78 (2), AR92 (2), 6J5G and VT60A, also CV-67 (Clystron valve, 24 v. blower motor, 0-1 m.A. meter, many other components including transformers, pots, conds. and resistors, etc., condition new unused, in wood cases, 70/-, carriage 7/6, the VCR-517 tube is suitable for television. **WALKIE TALKIE AERIALS,** copper collapsible, 9-sections, total 7ft., 1/2 in. dia., tapers to 3/32in., also makes a good fishing rod, brand new, 2/6, 3 for 6/9, post 9d. Also hundreds of other Radio, Electronic and Mechanical items, send 2d. stamp and s.a.c. for current lists. Our C.O.D. service is cancelled for the time being.

MOORPOOL CIRCLE, BIRMINGHAM, 17

Tel. HARborne 1308 or 2664



# TEST! - RADIO - TELEVISION EVERYTHING ELECTRICAL



Price 25/-, Obtainable from your local dealer.

Not only radio but everything electrical can be tested with this world famous PIFCO Radiometer. Bell and telephone circuits, radio, television, vacuum cleaners, irons, car lighting, H.T. and L.T. milliamps, etc. Increasing supplies now available for the home market.



- **CIRCUIT TEST**  
Tests for open or faulty circuits in all radio and electrical apparatus and domestic appliances. Equally for testing car lighting and starting circuits.
- **L.T. TEST**  
0-6 volts AC or DC
- **MILLIAMPERE TEST**  
0/30 m.a. scale for testing total discharge from battery or testing single cell
- **VALVE TEST**  
Made by inserting valve in socket on front of meter.
- **H.T. TEST** — 0-240 volts. May be used direct on any mains, AC or DC

## PIFCO ALL-IN-ONE RADIOMETER

PIFCO LTD., PIFCO HOUSE, WATLING STREET, MANCHESTER, 4  
and at PIFCO HOUSE, GT. EASTERN STREET, LONDON, E.C.2



### This is the NEW ADVANCE AUDIO GENERATOR

RANGE—15 c/s to 50,000 c/s  
ACCURACY ± 1 cycle over all ranges



We are proud of this latest addition to the Advance range of high quality equipment. Mechanically and electrically it is robust, accurate, and stable—a laboratory instrument for everyday use. A fully descriptive folder will be gladly sent on request.

#### Brief Particulars

- ★ Bridge-type resistance capacity oscillator with three switched ranges.
- ★ Optional square wave output.
- ★ Negligible distortion.
- ★ 5½" dial with 18" scale length.
- ★ Light weight.
- ★ Covers complete audio-frequency range.

PRICE £20



ADVANCE COMPONENTS LTD., BACK ROAD, SHERNHALL ST., WALTHAMSTOW, LONDON, E.17 Tel: LARKSWOOD 4366-7-8

## LAWRENCES

**PHOTO-ELECTRIC CELLS.** Type 931A. Nine stage multiplier. High sensitivity. New. 27/6.

**AMERICAN GROUND STATION MASTS.** 36ft. Telescopic, dia. 5in. Adjustable self supporting base. Fabricated wood construction, of enormous strength. New 28 complete.

**RECEIVERS R103.** Communication type. 1.6-7.5 mcs. Seven valves. B.F.O., 95/-.

**STAR Identification Instruments.** A precision instrument, complete with charts for all latitudes. Accurate in all parts of the world. In leather case. New. 3/-.

**RECEIVERS BC923A.** 26-40 mcs. Sixteen valves. Embody crystal calibrator. Operate on 12 v. D.C. Superbly constructed. American. 210.

**MARCONI CR100 Power Packs.** Input 6 v. Output 190 v. 80 mA., fully smoothed. 23/-.

**POWER SUPPLY UNITS,** for No. 19 sets. Input 12 v. With Aerial Variometer. 22/6.

**MAGNETRON MAGNETS.** 9 lbs. lift. considerable weight. Numerous uses. New. 5/-.

**METAL STORAGE BINS.** Ideal for storage of small parts etc. Overall size 19in. x 6in. x 5in. Nine sliding drawers. New 15/-.

**DYNAMOTORS.** Type 33. Input 6-12 v. Output 200 v. For mobile radio, etc. 11/-.

**AIRCRAFT INSTRUMENTS.** We have in stock an enormous variety of precision instruments, of all types, at lowest prices. Write for illustrated list.

**BLANK RECORDING DISCS.** 12in. Finest quality. Zinc base, acetate coated. 15 discs packed in metal box. 35/-.

**BULLEN Precision Morse Keys.** Finest quality obtainable. Fully enclosed. New 7/6.

**BLOW MOTION DIALS.** Ratio 200-1. 180 deg. dial, of white ivory. New. 4/-.

**IMPEDANCE ADAPTORS, MC385.** For matching L.R. phones to H.R. outputs. 2/-.

**LAWRENCES. 61, BYROM STREET, LIVERPOOL, 3.**

**VOLUME CONTROLS.** Carbon type, with switch. State resistance required. New, 4/6 each.

**METAL RECTIFIERS.** Numerous types, inc. 250 v. 60 MA., 4/6. State requirements.

**RADAR T.R. GAS GAPS.** Type 1B24, 10/-.

**Also T.B. Type 724B,** with cavity holder 15/-.

**Both types are for 3 cm. operation.**

**CAVITY MAGNETRONS TYPE RK725A.** Freq. 9345-9405 mcs. Heater 6.3 v. 1 a. Anode 12 kV. Peak Power Output 50,000 watts. Complete with 5400 gauss Magnet Assembly. 50/-.

**AMERICAN M.O.P.A. TUNING UNITS.** CAY 47155. 1.5-3 mcs. or 800-1500 kcs. Precision vernier dials. Ceramic stud switches. Instrument case. American. New. 17/6.

**CAMERA CONTROL UNITS, Type 35.** Supplied with conversion details for use as reliable enlarger tuning unit. 24/-.

**AMERICAN HYDROGRAPHIC BALLOONS.** Inflate to 6ft. Useful for hoisting aeriels, or stratosphere and radar experiments. Complete with special Hydrogen Generators, ready for immediate employment. Only 7/6.

**MAINS INTERFERENCE FILTERS.** 5C/870. Multiple screened section type. 7/8.

**A.C. POWER RELAYS.** 230 v. operation. Rated to switch 1 kW. DPDT. 17/6.

**CONDENSERS.** 25+25 mfd. 450 v. 5/-.

25 mfd. 2 kV. 2/-, 8+8+8 mfd. 450 v., 4/3.

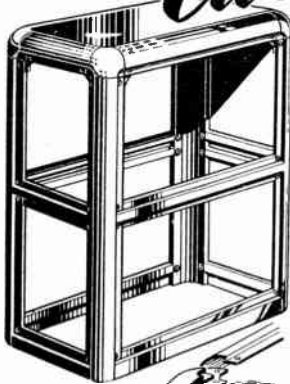
16+16 mfd. 450 v. 5/-.

All can type.

We hold enormous stocks of equipment, ranging from diminutive components to large generating plants, all of which are offered at most attractive prices. Write now for latest comprehensive list. Terms. C.W.O. Prices include U.K. carriage.

**PHONE CENTRAL 4430.**

# A Pre-Fab Cabinet System



## Widney - DORLEC CABINET SYSTEM

REGD  
providing an easily constructed cabinet for manufacturers and laboratories. The range of extruded sections, corners and brackets now available enables a housing for individual designs to be easily erected.

Technical & Sales Agent  
**C. H. DAVIS**  
55, BROMPTON RD.  
LONDON, S.W.3

Write for Illustrated leaflet.



MANUFACTURERS  
**HALLAM SLEIGH & CHESTON LTD**  
WIDNEY WORKS • BIRMINGHAM • 4

Phone Assen Cross 0914 (4 lines) • Grams Superfine, Birmingham 4

**Varley**  
REGD. TRADE MARK

Products of  
Quality & Reliability

MAINS TRANSFORMERS  
A. F. TRANSFORMERS  
THERMAL DELAY SWITCHES  
SMOOTHING CHOKES  
POWER RESISTANCES

Made by

**OLIVER PELL CONTROL LTD**

Telephone: WOOLWICH 1922-1926  
CAMBRIDGE ROW • WOOLWICH • S.E.18

# C.51

★  
FOR TELE-COMMUNICATION  
★


A new Lustraphone Moving-Coil Microphone designed and developed specifically for G.P.O. hand-sets, with mobile tele-communication and P.A. equipment in view. Available as Insert Unit (C.I.51) or complete Hand Microphone (C.H.51). Characterised by sturdy construction, light weight, and high level of performance. Data Sheet on request.

**LUSTRAPHONE LTD.**

84, Belsize Lane,  
N.W.3  
Hampstead 5515

# COULPHONE RADIO PRODUCTS

## MAINS TRANSFORMERS



**COULPHONE COIL PACKS.** Medium, Long and Short Wave. Built on 16 S.W.G. Aluminium chassis. Totally enclosed. One hole fixing. Aligned ready for connection into receiver. I.F. 465 kc/s.

**MODEL A.** For use with 2 gang tuning condenser. 6K8G or any triode hexode frequency changer. £1/19/6.

**MODEL AR.** For use with 3 gang tuning condenser. R.F. stage for 6K7G, and 6K8G. Nine iron dust cored coils. £3/17/6.

**COULPHONE 20-WATT HIGH FIDELITY AMPLIFIER.** Built to famous Williamson circuit but with push-pull 807's for higher power output. Linear response from 20—20,000 c.p.s. Power supply for feeder unit or tone control unit brought out to octal socket. 6.3 v. 4A and 250 v. 40 mA. £22/10/-.

**EK GOVT. SURPLUS.** COULPHONE offer the best bargains. Over 200 items in our illustrated catalogue. If interested please send extra 2jd. stamp—it will save you £'s.

**ROTHERMEL "TORPEDO" MIKES.** List Price £18/18/-. My price £3/18/6. Post paid.

Terms: C.W.O. or C.O.D.

**16/6 POST PAID**  
 Cou'phone Mains Transformers are made to the highest electrical standards and are fully guaranteed. We supply them to the Ministry of Supply Atomic Research Stations, so they will no doubt meet your requirements. Special quotations for quantities and types to order.


Standard Replacement Types. Drop-through chassis type with top shroud. Impregnated and interleaved Screened Primaries tapped for 200/230/250 volts.

(a) 250-0-250 v. 60 mA. 6.3 v. 3 A., 5 v. 2 A. ....	18 6
(b) 250-0-250 v. 60 mA. 4 v. 4 A., 4 v. 2 A. ....	18 6
(c) 250-0-250 v. 80 mA. 0/4/6.3 v. 4 A. C.T. 0/4/5 v. 2 A. ....	19 0
(d) 300-0-300 v. 80 mA. 0/4/6.3 v. 4 A. C.T. 0/4/5 v. 2 A. ....	19 0
(e) 350-0-350 v. 80 mA. 0/4/6.3 v. 4 A. C.T. 0/4/5 v. 2 A. ....	19 0
(f) 250-0-250 v. 100 mA. 0/4/6.3 v. 4 A. C.T. 0/4/5 v. 2 A. ....	22 0
(g) 300-0-300 v. 100 mA. 0/4/6.3 v. 4 A. C.T. 0/4/5 v. 2 A. ....	22 0
(h) 350-0-350 v. 100 mA. 0/4/6.3 v. 4 A. C.T. 0/4/5 v. 2 A. ....	22 0
(i) 350-0-350 v. 150 mA. 0/4/6.3 v. 6 A. C.T. 0/4/5 v. 3 A. ....	39 0
(j) 425-0-425 v. 180 mA. 6.3 v. 4 A. C.T., 6.3 v. 4 A. C.T., 5 v. 3 A. ....	44 6
(k) 425-0-425 v. 180 mA. 4 v. 8 A. C.T., 4 v. 4 A. C.T., 4 v. 4 A. ....	44 6
(l) 425-0-425 v. 180 mA. 6.3 v. 4 A. C.T. 4 v. 2 A. C.T., 4 v. 2 A. C.T., 5 v. 3 A. ....	47 0

### WILLIAMSON OUTPUT TRANSFORMER

A super job exactly to author's specification Upright mounting £3/12/6.

Types (a) (b) (c) (d) (e) (f) (g) (h) (i) (k) Illustrated on left Types (j) (l) (i) upright shrouded type.



### FEEDER UNITS

**MODEL B DE LUKE** (Illustrated above). High gain R.F. stage operative on all nine wavebands. 45/145 M., 190/550 M., 900/2000 M. Plus six ranges of Bandspread. 13.5-14.8, 16-17.4, 19-20.5, 24.2-26, 30-32, 41-43.5 metres. Large colour printed glass dial, 10in. x 6in. aperture. Horizontal drive. Wave-range Indicator and magic eye. Switched pick-up sockets. Volume and Tone Controls. Completely aligned ready for connection to audio amplifier. Price less valves £18/7/6.

Valves required. EF50, 6K8G, 6K7G, 6Q7G, 6U5. Price for set of five valves. £3/11/5.

**MODEL A.** A first class feeder unit with R.F. stage operative on all wavebands, 16/50, 190/550, 900/2000 metres. Switched pick-up sockets. Volume control. Glass dial 8in. x 8in. in colours. Completely aligned ready for connection to audio amplifier. Price less valves. £10/8/6.

Valves required. 6K7G, 6K8G, 6K7G, 6Q7G. Price for set of four valves. £2/11/3.

**A.F. AMPLIFIER POWER UNIT.** Specially designed for use with above units. Employs 6V6G output (4 watts) and 5Z4G rectifier. Price less valves, £4/10/-.

Two valves if required, £1/13/10.

NEW GOODS ONLY

**53 BURSCOUGH ST. ORMSKIRK, LANCs.**

Tel.: Ormskirk 987

# COULPHONE RADIO

"The Return of Post Mail Order Service"

# INTERNATIONAL RADIO TUBE ENCYCLOPEDIA

RADIOLYMPIA

STAND No. 217

This Encyclopædia, which has been prepared under the direction of Bernard B. Babani, gives the operating characteristics and base connections of some 15,000 valves made throughout the world by approximately 164 manufacturers and includes all the Military, Naval and Service types of many countries produced during the war.

*An indispensable work of reference to all amateurs, home constructors, radio service engineers, radio dealers, radio and electrical manufacturers, government departments, universities, technical colleges, research laboratories, etc.*

### DISTINCTIVE FEATURES

- Includes thousands more valves than any other similar publication.
- Annual supplements will be issued to keep it up to date.
- Valve base connections are on the same page as characteristics.
- Many valves not due for production until 1951 are included.

As practically all the world's valves are given, the technical matter and instructions for using the tables have been translated by native technicians into

**FRENCH, GERMAN, SPANISH, ITALIAN, PORTUGUESE, DUTCH, SWEDISH, DANISH, NORWEGIAN, RUSSIAN, POLISH, CZECH, TURKISH AND MODERN HEBREW**

which are bound into the one volume with the English data and tables.

10" x 7½" full cloth bound.

### THERE ARE 11 SECTIONS AS FOLLOWS:

Receiving tubes of all classes; Transmitting Triodes; Transmitting Tetrodes, Pentodes, etc.; Current Rectifier Values; Thyratrons; Voltage and Current Regulators; Tuning Indicators; Cathode Ray Tubes (including Television Tubes and Orthicons, etc.) Photo Tubes and Photo Cells; Rare Tubes and their equivalents; Supplementary data.

496 pages 42/- net (\$8.50)

Copies may be obtained from radio dealers and bookshops. In case of difficulty write direct to publishers. Send for prospectus.

**BERNARDS (PUBLISHERS) LTD., The Grampians, Western Gate, London, W.6**

## TELEVISION MINDED AND IN TOWN FOR THE SHOW?

Then you should make a point of calling on us to see our Home Constructor's Televisor in operation. Built round Radar Gear, this Televisor can be constructed by anyone with a basic knowledge of radio and the ability to read a circuit diagram. When using Radar Gear you utilise a precision built Vision Receiver, which of course is the heart of a Televisor. Undoubtedly to anyone who intends building a set using the VCR97 Cathode Ray Tube, Radar Conversion represents the easiest and cheapest method. The Constructional Data is most detailed, running into 26 large pages of explanatory matter, illustrations, photographs, and circuits and costs only 7/6d. If the two radar items specified, the Indicator Unit containing the C.R. Tube and the majority of the valves and components, and the Vision Receiver I.F. Strip are purchased, cost £6 the pair, the data is supplied free, but intending constructors can purchase the data first, and the cost will be credited if the two radar items are purchased within the following 14 days. If you are interested, and cannot call why not invest 7/6d.? If ordering the specified items by post, please add 12/6 carriage and 10/- deposit on returnable packing case. For constructors of other Televisors we can offer a comprehensive range of material, several items of which are listed below:

**E.H.T. CONDENSERS.** .1 mfd. 2,500 v., 2/6d.; .01 mfd. 2,500 v., 1/6d.; .05 mfd. 1,500 v., 1/6d.

**CONDENSERS,** mica and paper tubular. 2pf to .1 mfd. 500 v. working, 6d.

**RESISTORS.** ¼w. 4d.; ½w. 5d.; 1w. 6d.; 2w. 9d.

**VCR 97 C.R. TUBES.** Brand new in maker's packing and vision tested before dispatch. ONLY 35/- (carriage 7/6d.). Tube bases 2/6d.

**TUBE ENLARGING LENS.** Designed for use on any tube up to 6in. Specially made to give maximum effect. ONLY 29/6d. (postage 1/6d.).

**E.H.T. TRANSFORMER.** For VCR 97. Input 210 v.-250 v., output 2,500 v., 4 v. 1 Ia, 2 v.-0-2 v. ONLY 37/6d.

**CO-AXIAL CABLE.** 75-80 ohms. Thin type for lead in, 1/3d. per yard.

**AERIALS.** Indoor type for fitting in loft etc., 15/- Universal Dipole with adjustable rods for Birmingham or London. Has a porcelain High Voltage Insulator (30,000 volts test), and adjustable impedance matching device. Complete with fixing plate, and full instructions. ONLY 52/6d. (carriage 5/-).

**SPEAKERS.** 6½in. Truvox PM, 12/6d. (with transformer), 6½in. R & A PM with transformer, 17/6d., 10in. Truvox PM (less transformer), 17/6d., 10in. Rola PM (less transformer), 21/-. (Postage on all these 2/6d. each).

**BOOKS TO ASSIST THE TV CONSTRUCTOR.** "Television Servicing Manual," by Bernards. Contains circuits and parts lists of many modern commercial receivers, 4/6d. per copy.

"A Television Pre-Amplifier." How to make a pre-amp., using the RF Unit 27 (available 27/6). Full conversion details, 2/3d.

"50 Pitfalls for the TV Constructor." 50 common faults and their causes, 2/3d. per copy.

C.W.O. please, and add postage under £2. S.A.E. for lists.

**U.E.I. CORP., The Radio Corner**  
138 GRAY'S INN ROAD, LONDON, W.C.1

(Phone: TERminus 7937)

Open until 1 p.m. Saturdays, we are 2 mins. walk from High Holborn, (Chancery Lane Station), and 5 mins. by bus from Kings Cross.


You can have 100 gns.

## RADIO-GRAM

for less than one third of that amount with

"RUCO" FEEDER AND AMPLIFIER UNITS

Revive that old gram with a Rucio outfit and bring new life to your Radio and Record entertainment



Several types are available 9 to 3 wave bands single ended and push-pull output bandspreading pre R.F. amplification fly-wheel tuning etc., etc.

Don't delay—

WRITE NOW GIVING FULL DETAILS OF YOUR REQUIREMENTS

Do you know that we are one of the largest manufacturers of Radio Feeder Units?

**RUCO PRODUCTS**  
197 Lower Richmond Road  
RICHMOND, SURREY

'Phone PRO 7463.

"Cyldon"

AN MICA-DIELECTRIC  
**Trimmer**  
CAPACITORS

Type No. 10  
1½" long.  
¾" wide.  
¾" high.

**SYDNEY S. BIRD & Sons Ltd.**  
CAMBRIDGE ARTERIAL RD., ENFIELD, MIDDLESEX  
Phone: Enfield 2071-8 "Bram's" Capacity, Enfield

THE "COMMANDER" DOUBLE SUPERHET COMMUNICATIONS RECEIVER FOR COMMERCIAL AND AMATEUR USERS

Brief Specification:

- COMPLETE COVERAGE 1.7 TO 31 Mc/s.
- SEPARATE ELECTRICAL BANDSPREAD.
- DIRECT READING FULL VISION DIAL.
- THREE SELECTIVITY POSITIONS.
- HIGHLY EFFICIENT NOISE LIMITER.
- ILLUMINATED S METER.
- MICROVOLT SENSITIVITY. ● 3 WATTS OUTPUT.
- 1-6 AND 100 kc/s. I.F. STAGES. B.F.O.
- EXCELLENT SIGNAL NOISE RATIO.

Price £48.10.0 HIRE PURCHASE FACILITIES  
Prompt Delivery, Home and Export  
Operating and Servicing Handbook, 5/-. Illustrated Literature, 2½d. stamp

Trade Enquiries Invited.

**RADIOVISION (Leicester) LTD.**  
58/60 RUTLAND STREET, LEICESTER · Phone 20167

**Rate 6/-** for 2 lines or less and 3/- for every additional line or part thereof, average lines 6 words. Box number 1000. **Press Day:** November 1949 issue, first post Wednesday, October 6th. No responsibility accepted for errors.

**WARNING**

Readers are warned that Government surplus components which may be offered for sale through our columns carry no manufacturers' guarantee. Many of these components will have been designed for special purposes making them unsuitable for civilian use, or may have deteriorated as a result of the conditions under which they have been stored. We cannot undertake to deal with any complaints regarding any such components purchased.

**NEW RECEIVERS AND AMPLIFIERS TUNING Units.**

FULL range of Denco, Lowther and Eddystone goods available. 5 to 10 waveband gram chassis covering 3 to 60mc/s, 150 to 1,500kc/s, amplifiers for every use, television kits, radio kits, television £51, working at 150 miles range with good results; s.a.e. for leaflet of single items or illustrated 54-page catalogue, price 9d., to Mason's (P.W.), Wivenhoe, nr. Colchester. [3593]

**G. W. SMITH & Co. (Radio) Ltd.,** offers the following sound and perfect **RECEIVERS**, brand new in sealed boxes, type R3084a suitable for television with 13 valves, EF50's Vu120, 524, very limited number; only 52/6, plus carriage.

BC624 receiver, 100-156mc/s complete with all valves in first-class condition; 22/6 each, p.c. 1196 receivers complete with valves, for easy conversion to broadcast receiver, brand new; 22/6 each.

EX-ARMY B.10 receivers containing 45mc/s unit with 6 EF50's valves plus 8 further EF50's and 2 Ea50's also a CV90; very limited number only; 92/6.

MAINS transformers 380x380v 300ma; 19/6 each, 10 Henry, 500m/a chokes, 15/6 each; filament transformers, 6.3v 6amp, 1.5v 6amp, 4v 1amp, 7.5v 6amp, twice; 17/6 each.

METERS 0-3, 500v 4in scale, 17/6 each; 0-5m/a 2in M.c. 4/9 each; 0-20v 2in M.c. 3/9 each.

CONDENSERS 1mf/d Mansbridge oil filled type, 3,000v, 2/9; 4,000v, 3/-; 5,000v, 3/3 each.

TELEVISION coil formers with dust iron cores, Polystyrene, 1/2x1in single hole fixing, 5d each 4/9 dozen.

SWITCHES, miniature, 1 pole seven way, 9d each; 1 pole eleven way, 1/3 each; ceramic 1 pole seven way, 2/6 each; meter switches for the Bendix 522 transmitter, 1/6 each.

METER rectifiers, 0-1m/a bridge, 5/6 each, brand new.

KLAXON MOTORS, not rotary transformers, easy adapted to 240v a.c., with 1 1/2" shaft, brand new, 12/6 each.

CO-AX cable with two pyc plugs fitted each end, 3ft 6in long, 9d each. Pyc plugs for 1/4in coax, cable 3d each; Diode holders 3d each; non-reversible plugs and sockets, 2 pin, 6d per pair.

G. W. SMITH & Co., (Radio) Ltd., 3, Lisle St., London, W.C.2. Tel. Gerrard 8204. Open all day Saturday.

B.S.R. PA10 amplifier, 10watt, little used, £14/-Wade, 46, Cottage Rd., Leeds, 6.

UNIVERSAL ELECTRONIC PRODUCTS, 36, Marylebone High St., London, W.1. Tel. Welbeck 4058.

SPECIALISTS in the design and manufacture of high fidelity reproducing equipment from 4-100 watts for domestic or industrial purposes. Our U.E.5 (6 watts) and U.E.7 (12watts) series amplifiers are designed especially for the connoisseur who requires the finest possible reproduction from recorded music; both amplifiers have a linear response over 30,000 cycles with a damping factor of 12, and incorporate pre-amplifier stage, together with independent control of bass and treble. Our policy is to produce an instrument which represents the highest standards in workmanship and performance and no expense has been spared to achieve this object. A new addition to our range is the type U.E.3 (4watts) at £11/0. We also supply a range of tuning units, both t.r.f. and superhet, for use in conjunction with either our own or other makes of amplifiers. We should be pleased to quote you for the design and construction of a unit or replacement chassis to your exact requirements. Full details of our products will be forwarded on request, and we would welcome the opportunity to demonstrate our equipment at any time to suit your convenience. [3352]

19 bands spread feeder unit with R.F. stage, nine wavebands, 13.5-2,000 metres; 2/4d stamp for illustrated brochure.—Coughlino Radio, Ormskirk, Lancs.

165 amplifier units with 2-EL32, 2-EF36, 1-EB33, input and output transformers, etc., 17/6, including postage; lists free.—Electrad Radio, 64, Gt. Victoria St., Belfast.

HALLICRAFTER SX24 with speaker, new condition, recently overhauled; £35; would consider exchanke Hallicrafter Sky Traveler. Shuter, 56, Hanover Gate Mansions, Park Rd., London, N.W.1. [4193]

15 WATT Williamson amp. in Imhoff case. 15 Partridge windings, Osram valves, with high gain stage output meter, thermo switch, plugs and jacks, as new, unused, suit youth club, etc.; £23.—17, Ruculver Rd., S.E.16. Ber. 3269.

14186



VISIT THE  
**PARTRIDGE COMPONENT EXHIBITION**

at  
the Partridge Westminster Office,  
**KING'S BUILDINGS,  
DEAN STANLEY ST.,  
MILLBANK, S.W.1.**

(One minute from Big Ben and Westminster Underground Station)

Open from  
**Tues., Sept. 27 - Fri., Oct. 14**  
Every weekday including Saturdays  
**10 a.m. until 6 p.m.**

Here will be displayed for your inspection the complete range of Partridge Transformers and Chokes including the new range of P.P.O. "High Fidelity" push-pull output transformers, and also the specified Partridge components for:

"Wireless World" Constructional Television Receiver

Electronic Engineering Televisor (London and Midland Editions)

Electronic Engineering F.M. Receiver

Among the working demonstrations will be the **PARTRIDGE 15 watt "Quality" Amplifier and the Williamson "Quality" Amplifier** (by courtesy of Rogers Developments Co.)

NOTE: This exhibition is open to the Public and the Trade and components displayed are available for immediate purchase; and Partridge technicians will be at your service to deal with "on the spot" transformer problems.

**PARTRIDGE**  
**TRANSFORMERS LTD**  
ROEBUCK ROAD, KINGSTON-BY-PASS  
TOLWORTH SURREY  
Telephone: ELMbridge 6737-8

R.A.F. model 1155, new, complete with valves, £8/10, plus carriage; converted models, power packs, quality amplifiers, speakers, auto changers and cabinets reduced prices; send for list.—Broadcast & Acoustic Equipment Co. Ltd., Tombland, Norwich. [2906]

RADIOGRAM chassis, 3, 4, 5, or 10 waveband; single or push-pull output; all leading makes in stock; return of post delivery; started this month; four waveband chassis, complete with valves and speaker, £13/10 inc. tax; full data on request.—Radio Unlimited, Elm Rd., London, E.17. [4255]

NORTHERN ELECTRONIC INDUSTRIES, Ltd., Windsor Works, Manchester St., Oldham, Lancs, have now in production a portable electric gramophone designed for high quality reproduction of gramophone records in schools, hotels, clubs, small halls and similar installations, immediate delivery; send for illustrated leaflets giving further details, prices, etc. [4191]

MINIATURE valves plus miniature high Q design ensure unsurpassed performance from these two new tuner units. Model S6: 3-waveband superhet. Model T4: Preset push-button control 4 station TRF. Both supplied complete and ready for connection to amplifier. Stocks now held of our 5, 8 and 15 watt amplifiers priced from £14/19/6. Demonstrations given without obligation.

FELICITY GRAMOPHONE Co., 87a, Upper Richmond Rd., London, S.W.15. Putney 1665.

C.T.R. ELECTRICAL AND ELECTRONIC DEVELOPMENT Ltd, Hubert St., Birmingham, 6 (Aston Cross 2440), the Midlands specialist manufacturers of high fidelity equipment for the "W.W. Williamson" and other quality amplifiers; also tone control stages, loud-speaker crossover unit, distortionless Q design expanders and radio feeders; see our illustrated advert in alternate issues of this publication; send for full details and prices. [3503]

CONNOISSEUR'S receiver, acclaimed by its users as the finest receiver for the enthusiast and the only one with the following specifications: 11,500-metre, wide-range results on highly sensitive 10-valve receiver, comparable with any good communication set, or by change of switch, maximum fidelity reception of local stations on non-superhet receiver with high quality 2-PX4 push-pull amplifier incorporating all refinements, bass and treble tone control (boost to cut), variable filter and gram input, etc.; basis rebuilt R1155; write for details or call for demonstration.

FEEDER units as above, for use with external high-quality amplifiers; R1155 specialists, ceivers repaired and re-aligned also modified as above, or to your requirements; R1155 circuit and valves 2/- post free.—R.T.S., Ltd., 5, Gladstone Rd., Wimbledon, S.W.19. Tel. Lib. 3303.

RADIOLYMPIA.—Many new and wonderful products will be shown at the Exhibition, but there will be nothing comparable with the R.T.C.M. Williamson amplifier, which is now universally acknowledged as the finest reproducer in the world; we invite you to our show-rooms at Ealing to hear superb reproduction unsurpassed in Gt. Britain. If you are interested in quality reproduction, then You Must have the R.T.M.C. reproducer, otherwise you will leave the Exhibition dissatisfied; 7-valve model, £25/10; 9-valve model, with built-in pre-amplifier, £30/10; tuners and speakers supplied.—"Laurel House," 141, Little Ealing [3674 W.5. Ealing 6962]

TELRAD ELECTRONICS, 70, Church Rd., Northwood, London, S.E.19.—Specialists in the design and manufacture of electro/acoustical apparatus, announce a completely new range of high quality reproducing equipment, quality amplifiers with control units providing independent bass and treble control, giving widest possible variation to suit all recordings and the varying acoustic properties of one room with another; radio tuner units for use with the above or other makes of amplifiers; chassis units to suit all requirements, and to satisfy the discriminating ear; full details and demonstration on request; write, call or 'phone Livingstone 4879. [3969]

R.F. units, Type 24 (30-40mcs), 24mod 27 (60-80), 9/9 ea.; Type 25, 12/6; Type 27, 21/- ea. H.R.O. receivers, complete with valves, crystal, and S. meter, £15 ea.; coils extra, BS £2, GC 30/-, R1565 airports, £25 (250mcs), 12 valves, as brand new with control box and mounting rack, £3/19; a few S27s in rough condition, £12/10 ea. (collect). R.C.A. TE-149 crystal calibrated wavemeters, brand new, £6/15 ea.; a few needing slight repair, but new and unused, £4/10. Signal generator, Marconi TF144, new, £75; ditto, Bendix, 100-155mcs, unused, £12; field strength meter to match, £5. Canadian Marconi No. 52 receiver, 1.75-16mcs, built-in speaker, crystal cal. testmeter tune ind., BFO, noise L.V. I.F., first-class job in new condition, £12/10, carr. extra. 58 Walkie, new cond. no. AR88d, £50. G60 wavemeter, 180-230mcs, brand new, with 10mc crystal, lens valves, £6; ditto, CL/T No. 3, 50-90mcs, a.c. mains, £6/10. Cossor DB Scope £25. Tannoy 20watt pressure units, unused, £2 ea. We have one of the most varied stocks in the country. Send for our complete lists. If interested in binoculars, telescopes, episcopes, microscopes, projectors, etc., and their construction, ask also for our optical lists. For motors, rotaries, etc., ask for List No 3

H. ENGLISH, Rayleigh Rd., Hutton, Brentwood, Essex. 14215



## HARTLEY-TURNER IS ALWAYS ON SHOW

Our show room is always 400 yards from Olympia, and at the time of writing is a mecca for American music-lovers. But at all times and particularly during the Show period you can hear very good musical reproduction in comfort, free from distractions, and discussed by an expert staff. So before and after your visit to Olympia, call and see us and hear the 215 Speaker. You won't need to be asked to buy!

We have no startlingly new designs to show you because we are submerged with orders for our speaker, which is still so far ahead of the world's rest that the urge to try and do still better is not overpowering at the moment. More important is the fact that our complete high-fidelity service is ready to solve all your reproduction problems and at a very modest cost. Elimination of every unessential overhead charge provides you with the maximum possible return for a given outlay.

Added to this is the fact that every customer is treated as a personal friend, not because our friendship is valuable but because we accept the responsibility of treating him as we would treat our best friends—by never letting him down.

In a world where ethical standards have been sadly lowered, we consider it good policy, and it is to our own liking, to make sure that the service behind the product is as good as the product itself. So when you come and see us, expect us to treat you as someone we want to see again and again! And you will not be disappointed.

- Hartley-Turner 215 Speaker £9 0 0
- Hartley-Turner 18in. Cube Baffle : £8 10 0
- Assembled ..... £8 10 0
- Kit of Parts..... £6 15 0
- Hartley-Turner Output Transformer ..... £3 0 0

## H. A. HARTLEY CO. LTD.

152, HAMMERSMITH ROAD LONDON, W.6. RIVerside 7387

**A**MPLIFIERS, new 60watt heavy duty p.a. models, built for continuous rating and rack mounting, £40; early delivery, send for spec.—Broadcast & Acoustic Equipment Co., Ltd., Tombland, Norwich. [2905]

**M**IDCO high fidelity audio amplifiers for home and commercial use; AA/4 5 watt 6V6 amplifier tone and volume controls, £4/10; AA/10 super 10 watt amplifier with two mix/fade inputs, multi match output, 5 valves, tone control, £10; new PA/12 series portable amplifiers in smart steel cases with chrome fittings, panel lamp, twin inputs for mix/fade, wide range NFB, multi match output, PA/12T record reproducer, high impedance inputs, independent bass and treble tone control, £14; PA/12M high gain microphone type, one high one low impedance input, tone control (top cut type), £14/10; detailed catalogue available; trade supplied.

MAIL orders, 19, Newcomen Rd. Enquiries: 61a, Gt. Park St., Wellingborough. [3957]

**R**ECEIVERS, AMPLIFIERS—SECOND-HAND CANADIAN 58 set trans-receiver, condition as new; offers.—Box 5507. [4274]

**S**UPER pro. complete first-class condition, £50 or offer.—Box 8612. [4319]

**A**R88, 540 kc/s-32 megs continuous, electrically perfect;—Box 8573. [4281]

**L**ONG-DISTANCE TV (110 miles), precision built, 9in tube; £80.—Box 8600. [4288]

**B**348H, a.c. mains, 1/1 output, Cornwall. [4244]

**B**348, 1.5-18.0 Mc/s, 200-500 Kc/s, perfect. £18; R1155, same coverage, £12, both built in A/C packs.—Box 8572. [4276]

**F**OR sale, almost new Hellicrafter radio set, built by Vauxhall, London, S.E.11. [4258]

**R**.C.A. A.R. 88D receiver, 540kc/s, 30mc/s, in perfect condition, as new, in black crackle cabinet, £45.—237, Worplesdon Rd., Guildford. [4244]

**E**DDYSTONE 5640 with speaker and phones, new Jan. '49; £20; or exchange radiogram. —Paterson, 95, Central Rd., Sudbury, Wembley. [4240]

**A**R88 receiver, 540kc/s - 32mc/s, perfect order, Av0 universal; nearest £40.—Carter, 15, Tithepit Shaw Lane, Upper Warringham, Surrey. [4265]

**A**R88D, 1155, 25, 1147 receivers for sale; R.A.F. 1124D receivers, complete 18/6; Sprague E.H.T. condensers, 3/-—J. Rae, 39, Penn Rd., Wolverhampton. [4316]

**A**MPLIFIERS, 50 watt, 24 at £8 each; speakers, horn type, 40-42in, complete with units, 100 at 30/- each—Apply Monitor Radio & Communications, Stechford, B'ham. 9. [3216]

**M**ATCHED pair of R.C.A. P.A. amplifiers in portable case, P.P. 6L6 output to loudspeakers, matching and V.C. system, blower cooled 110v input; £25 complete.—93, Globe Rd., E.1. Ste. 2733. [4175]

**R**ECEPTION set R201 complete for installation, in first-class order, all instructions schematic and circuit diagrams; £100, ex-Manchester.—Kirkland & Co., 30, Lower Byrom St., Manchester. Tel. 4343. [4101]

**E**DDYSTONE model S.640 communications receiver, nearly new (30 hours operational time), complete with set of Brown's phones and Eddystone speaker; nearest offer to £25.—Fistral Rd., West End, Bengo, Hertford. [3817]

**15** watt gram. amplifiers, complete rack mounting, twin chassis, heavy duty iron core components; 2 PX 25 in pp with valves, £6/15; less valves, £4/10, plus carriage.—Broadcast & Acoustic Equipment Co., Ltd., Tombland Norwich. [4297]

**W**ODEN Model R8 3-wave receiver, 20watts undistorted switch radio, mike or gram, 12in Goodman, 16in case, metal-cased record player matching receiver, guaranteed perfect, quality job, bargain, £45.—Richings, 90, Bloomfield Rd., Gloucester. [4279]

**W**ILLIAMSON amplifier, high-grade components, Gardinr & Partridge trans., complete £14; amplifier, W/P phase splitter circuit, complete £9; sound Sales DX plus one radio feeder, as new, £13; tone control pre amp. G.E.C. design, £5; Bfront CR100, perfect condition, £25.—Tel. Ascot, 707, North, 14, Trinity Crescent, Sunningdale, Berks. [4317]

**R**ECEIVERS, type 76, 3 valves, ARTH, VR53, VR92, I.F. output 560kc/s, 22/6; modulator unit, type 76 (the I.F. and output unit for the above), 2 stages of I.F., detector, A.V.C. output, also 4 valve push-pull amplifier, 9 valves, 2 KT33C, 2 EF36, 3 EF39, 1 EB33, 1 EF50, 49/6, plus 5/- carriage; the two units for 70; both brand new; Wilcox grey XTAL oscillator, 2-7mc/s, 40/-, plus 5/6 carriage; condensers, 01 Sprague, 3/- doz, 25 md, 500v, 3/6 doz; 01 4kv, 03 2.5kv, 05 3.5kv, 1/- each; 1 6kv 6/-; 4 mid micropack—10/6 800ma 200-50V primaries, 90/-; 500-0-500 @ 120ma 3x4v 10v, 25/6; 350-0-350v @ 200ma 5 and 6.3v 30/-; many other items; s.a.e. list.—Cross, Skerries, Cross Lane, Grange, West Kirby, Cheshire. [4314]

**W**ODEN Model R8 3-wave receiver, 20watts undistorted switch radio, mike or gram, 12in Goodman, 16in case, metal-cased record player matching receiver, guaranteed perfect, quality job, bargain, £45.—Richings, 90, Bloomfield Rd., Gloucester. [4279]

**W**ILLIAMSON amplifier, high-grade components, Gardinr & Partridge trans., complete £14; amplifier, W/P phase splitter circuit, complete £9; sound Sales DX plus one radio feeder, as new, £13; tone control pre amp. G.E.C. design, £5; Bfront CR100, perfect condition, £25.—Tel. Ascot, 707, North, 14, Trinity Crescent, Sunningdale, Berks. [4317]

**R**ECEIVERS, type 76, 3 valves, ARTH, VR53, VR92, I.F. output 560kc/s, 22/6; modulator unit, type 76 (the I.F. and output unit for the above), 2 stages of I.F., detector, A.V.C. output, also 4 valve push-pull amplifier, 9 valves, 2 KT33C, 2 EF36, 3 EF39, 1 EB33, 1 EF50, 49/6, plus 5/- carriage; the two units for 70; both brand new; Wilcox grey XTAL oscillator, 2-7mc/s, 40/-, plus 5/6 carriage; condensers, 01 Sprague, 3/- doz, 25 md, 500v, 3/6 doz; 01 4kv, 03 2.5kv, 05 3.5kv, 1/- each; 1 6kv 6/-; 4 mid micropack—10/6 800ma 200-50V primaries, 90/-; 500-0-500 @ 120ma 3x4v 10v, 25/6; 350-0-350v @ 200ma 5 and 6.3v 30/-; many other items; s.a.e. list.—Cross, Skerries, Cross Lane, Grange, West Kirby, Cheshire. [4314]

**W**ODEN Model R8 3-wave receiver, 20watts undistorted switch radio, mike or gram, 12in Goodman, 16in case, metal-cased record player matching receiver, guaranteed perfect, quality job, bargain, £45.—Richings, 90, Bloomfield Rd., Gloucester. [4279]

**W**ILLIAMSON amplifier, high-grade components, Gardinr & Partridge trans., complete £14; amplifier, W/P phase splitter circuit, complete £9; sound Sales DX plus one radio feeder, as new, £13; tone control pre amp. G.E.C. design, £5; Bfront CR100, perfect condition, £25.—Tel. Ascot, 707, North, 14, Trinity Crescent, Sunningdale, Berks. [4317]

**R**ECEIVERS, type 76, 3 valves, ARTH, VR53, VR92, I.F. output 560kc/s, 22/6; modulator unit, type 76 (the I.F. and output unit for the above), 2 stages of I.F., detector, A.V.C. output, also 4 valve push-pull amplifier, 9 valves, 2 KT33C, 2 EF36, 3 EF39, 1 EB33, 1 EF50, 49/6, plus 5/- carriage; the two units for 70; both brand new; Wilcox grey XTAL oscillator, 2-7mc/s, 40/-, plus 5/6 carriage; condensers, 01 Sprague, 3/- doz, 25 md, 500v, 3/6 doz; 01 4kv, 03 2.5kv, 05 3.5kv, 1/- each; 1 6kv 6/-; 4 mid micropack—10/6 800ma 200-50V primaries, 90/-; 500-0-500 @ 120ma 3x4v 10v, 25/6; 350-0-350v @ 200ma 5 and 6.3v 30/-; many other items; s.a.e. list.—Cross, Skerries, Cross Lane, Grange, West Kirby, Cheshire. [4314]

**W**ILLIAMSON amplifier, high-grade components, Gardinr & Partridge trans., complete £14; amplifier, W/P phase splitter circuit, complete £9; sound Sales DX plus one radio feeder, as new, £13; tone control pre amp. G.E.C. design, £5; Bfront CR100, perfect condition, £25.—Tel. Ascot, 707, North, 14, Trinity Crescent, Sunningdale, Berks. [4317]

**R**ECEIVERS, type 76, 3 valves, ARTH, VR53, VR92, I.F. output 560kc/s, 22/6; modulator unit, type 76 (the I.F. and output unit for the above), 2 stages of I.F., detector, A.V.C. output, also 4 valve push-pull amplifier, 9 valves, 2 KT33C, 2 EF36, 3 EF39, 1 EB33, 1 EF50, 49/6, plus 5/- carriage; the two units for 70; both brand new; Wilcox grey XTAL oscillator, 2-7mc/s, 40/-, plus 5/6 carriage; condensers, 01 Sprague, 3/- doz, 25 md, 500v, 3/6 doz; 01 4kv, 03 2.5kv, 05 3.5kv, 1/- each; 1 6kv 6/-; 4 mid micropack—10/6 800ma 200-50V primaries, 90/-; 500-0-500 @ 120ma 3x4v 10v, 25/6; 350-0-350v @ 200ma 5 and 6.3v 30/-; many other items; s.a.e. list.—Cross, Skerries, Cross Lane, Grange, West Kirby, Cheshire. [4314]

**W**ILLIAMSON amplifier, high-grade components, Gardinr & Partridge trans., complete £14; amplifier, W/P phase splitter circuit, complete £9; sound Sales DX plus one radio feeder, as new, £13; tone control pre amp. G.E.C. design, £5; Bfront CR100, perfect condition, £25.—Tel. Ascot, 707, North, 14, Trinity Crescent, Sunningdale, Berks. [4317]

**R**ECEIVERS, type 76, 3 valves, ARTH, VR53, VR92, I.F. output 560kc/s, 22/6; modulator unit, type 76 (the I.F. and output unit for the above), 2 stages of I.F., detector, A.V.C. output, also 4 valve push-pull amplifier, 9 valves, 2 KT33C, 2 EF36, 3 EF39, 1 EB33, 1 EF50, 49/6, plus 5/- carriage; the two units for 70; both brand new; Wilcox grey XTAL oscillator, 2-7mc/s, 40/-, plus 5/6 carriage; condensers, 01 Sprague, 3/- doz, 25 md, 500v, 3/6 doz; 01 4kv, 03 2.5kv, 05 3.5kv, 1/- each; 1 6kv 6/-; 4 mid micropack—10/6 800ma 200-50V primaries, 90/-; 500-0-500 @ 120ma 3x4v 10v, 25/6; 350-0-350v @ 200ma 5 and 6.3v 30/-; many other items; s.a.e. list.—Cross, Skerries, Cross Lane, Grange, West Kirby, Cheshire. [4314]

**W**ILLIAMSON amplifier, high-grade components, Gardinr & Partridge trans., complete £14; amplifier, W/P phase splitter circuit, complete £9; sound Sales DX plus one radio feeder, as new, £13; tone control pre amp. G.E.C. design, £5; Bfront CR100, perfect condition, £25.—Tel. Ascot, 707, North, 14, Trinity Crescent, Sunningdale, Berks. [4317]

**R**ECEIVERS, type 76, 3 valves, ARTH, VR53, VR92, I.F. output 560kc/s, 22/6; modulator unit, type 76 (the I.F. and output unit for the above), 2 stages of I.F., detector, A.V.C. output, also 4 valve push-pull amplifier, 9 valves, 2 KT33C, 2 EF36, 3 EF39, 1 EB33, 1 EF50, 49/6, plus 5/- carriage; the two units for 70; both brand new; Wilcox grey XTAL oscillator, 2-7mc/s, 40/-, plus 5/6 carriage; condensers, 01 Sprague, 3/- doz, 25 md, 500v, 3/6 doz; 01 4kv, 03 2.5kv, 05 3.5kv, 1/- each; 1 6kv 6/-; 4 mid micropack—10/6 800ma 200-50V primaries, 90/-; 500-0-500 @ 120ma 3x4v 10v, 25/6; 350-0-350v @ 200ma 5 and 6.3v 30/-; many other items; s.a.e. list.—Cross, Skerries, Cross Lane, Grange, West Kirby, Cheshire. [4314]

**W**ILLIAMSON amplifier, high-grade components, Gardinr & Partridge trans., complete £14; amplifier, W/P phase splitter circuit, complete £9; sound Sales DX plus one radio feeder, as new, £13; tone control pre amp. G.E.C. design, £5; Bfront CR100, perfect condition, £25.—Tel. Ascot, 707, North, 14, Trinity Crescent, Sunningdale, Berks. [4317]

**R**ECEIVERS, type 76, 3 valves, ARTH, VR53, VR92, I.F. output 560kc/s, 22/6; modulator unit, type 76 (the I.F. and output unit for the above), 2 stages of I.F., detector, A.V.C. output, also 4 valve push-pull amplifier, 9 valves, 2 KT33C, 2 EF36, 3 EF39, 1 EB33, 1 EF50, 49/6, plus 5/- carriage; the two units for 70; both brand new; Wilcox grey XTAL oscillator, 2-7mc/s, 40/-, plus 5/6 carriage; condensers, 01 Sprague, 3/- doz, 25 md, 500v, 3/6 doz; 01 4kv, 03 2.5kv, 05 3.5kv, 1/- each; 1 6kv 6/-; 4 mid micropack—10/6 800ma 200-50V primaries, 90/-; 500-0-500 @ 120ma 3x4v 10v, 25/6; 350-0-350v @ 200ma 5 and 6.3v 30/-; many other items; s.a.e. list.—Cross, Skerries, Cross Lane, Grange, West Kirby, Cheshire. [4314]

**W**ILLIAMSON amplifier, high-grade components, Gardinr & Partridge trans., complete £14; amplifier, W/P phase splitter circuit, complete £9; sound Sales DX plus one radio feeder, as new, £13; tone control pre amp. G.E.C. design, £5; Bfront CR100, perfect condition, £25.—Tel. Ascot, 707, North, 14, Trinity Crescent, Sunningdale, Berks. [4317]

**R**ECEIVERS, type 76, 3 valves, ARTH, VR53, VR92, I.F. output 560kc/s, 22/6; modulator unit, type 76 (the I.F. and output unit for the above), 2 stages of I.F., detector, A.V.C. output, also 4 valve push-pull amplifier, 9 valves, 2 KT33C, 2 EF36, 3 EF39, 1 EB33, 1 EF50, 49/6, plus 5/- carriage; the two units for 70; both brand new; Wilcox grey XTAL oscillator, 2-7mc/s, 40/-, plus 5/6 carriage; condensers, 01 Sprague, 3/- doz, 25 md, 500v, 3/6 doz; 01 4kv, 03 2.5kv, 05 3.5kv, 1/- each; 1 6kv 6/-; 4 mid micropack—10/6 800ma 200-50V primaries, 90/-; 500-0-500 @ 120ma 3x4v 10v, 25/6; 350-0-350v @ 200ma 5 and 6.3v 30/-; many other items; s.a.e. list.—Cross, Skerries, Cross Lane, Grange, West Kirby, Cheshire. [4314]

**W**ILLIAMSON amplifier, high-grade components, Gardinr & Partridge trans., complete £14; amplifier, W/P phase splitter circuit, complete £9; sound Sales DX plus one radio feeder, as new, £13; tone control pre amp. G.E.C. design, £5; Bfront CR100, perfect condition, £25.—Tel. Ascot, 707, North, 14, Trinity Crescent, Sunningdale, Berks. [4317]

**R**ECEIVERS, type 76, 3 valves, ARTH, VR53, VR92, I.F. output 560kc/s, 22/6; modulator unit, type 76 (the I.F. and output unit for the above), 2 stages of I.F., detector, A.V.C. output, also 4 valve push-pull amplifier, 9 valves, 2 KT33C, 2 EF36, 3 EF39, 1 EB33, 1 EF50, 49/6, plus 5/- carriage; the two units for 70; both brand new; Wilcox grey XTAL oscillator, 2-7mc/s, 40/-, plus 5/6 carriage; condensers, 01 Sprague, 3/- doz, 25 md, 500v, 3/6 doz; 01 4kv, 03 2.5kv, 05 3.5kv, 1/- each; 1 6kv 6/-; 4 mid micropack—10/6 800ma 200-50V primaries, 90/-; 500-0-500 @ 120ma 3x4v 10v, 25/6; 350-0-350v @ 200ma 5 and 6.3v 30/-; many other items; s.a.e. list.—Cross, Skerries, Cross Lane, Grange, West Kirby, Cheshire. [4314]

**W**ILLIAMSON amplifier, high-grade components, Gardinr & Partridge trans., complete £14; amplifier, W/P phase splitter circuit, complete £9; sound Sales DX plus one radio feeder, as new, £13; tone control pre amp. G.E.C. design, £5; Bfront CR100, perfect condition, £25.—Tel. Ascot, 707, North, 14, Trinity Crescent, Sunningdale, Berks. [4317]

**R**ECEIVERS, type 76, 3 valves, ARTH, VR53, VR92, I.F. output 560kc/s, 22/6; modulator unit, type 76 (the I.F. and output unit for the above), 2 stages of I.F., detector, A.V.C. output, also 4 valve push-pull amplifier, 9 valves, 2 KT33C, 2 EF36, 3 EF39, 1 EB33, 1 EF50, 49/6, plus 5/- carriage; the two units for 70; both brand new; Wilcox grey XTAL oscillator, 2-7mc/s, 40/-, plus 5/6 carriage; condensers, 01 Sprague, 3/- doz, 25 md, 500v, 3/6 doz; 01 4kv, 03 2.5kv, 05 3.5kv, 1/- each; 1 6kv 6/-; 4 mid micropack—10/6 800ma 200-50V primaries, 90/-; 500-0-500 @ 120ma 3x4v 10v, 25/6; 350-0-350v @ 200ma 5 and 6.3v 30/-; many other items; s.a.e. list.—Cross, Skerries, Cross Lane, Grange, West Kirby, Cheshire. [4314]

**W**ILLIAMSON amplifier, high-grade components, Gardinr & Partridge trans., complete £14; amplifier, W/P phase splitter circuit, complete £9; sound Sales DX plus one radio feeder, as new, £13; tone control pre amp. G.E.C. design, £5; Bfront CR100, perfect condition, £25.—Tel. Ascot, 707, North, 14, Trinity Crescent, Sunningdale, Berks. [4317]

**R**ECEIVERS, type 76, 3 valves, ARTH, VR53, VR92, I.F. output 560kc/s, 22/6; modulator unit, type 76 (the I.F. and output unit for the above), 2 stages of I.F., detector, A.V.C. output, also 4 valve push-pull amplifier, 9 valves, 2 KT33C, 2 EF36, 3 EF39, 1 EB33, 1 EF50, 49/6, plus 5/- carriage; the two units for 70; both brand new; Wilcox grey XTAL oscillator, 2-7mc/s, 40/-, plus 5/6 carriage; condensers, 01 Sprague, 3/- doz, 25 md, 500v, 3/6 doz; 01 4kv, 03 2.5kv, 05 3.5kv, 1/- each; 1 6kv 6/-; 4 mid micropack—10/6 800ma 200-50V primaries, 90/-; 500-0-500 @ 120ma 3x4v 10v, 25/6; 350-0-350v @ 200ma 5 and 6.3v 30/-; many other items; s.a.e. list.—Cross, Skerries, Cross Lane, Grange, West Kirby, Cheshire. [4314]

**W**ILLIAMSON amplifier, high-grade components, Gardinr & Partridge trans., complete £14; amplifier, W/P phase splitter circuit, complete £9; sound Sales DX plus one radio feeder, as new, £13; tone control pre amp. G.E.C. design, £5; Bfront CR100, perfect condition, £25.—Tel. Ascot, 707, North, 14, Trinity Crescent, Sunningdale, Berks. [4317]

**R**ECEIVERS, type 76, 3 valves, ARTH, VR53, VR92, I.F. output 560kc/s, 22/6; modulator unit, type 76 (the I.F. and output unit for the above), 2 stages of I.F., detector, A.V.C. output, also 4 valve push-pull amplifier, 9 valves, 2 KT33C, 2 EF36, 3 EF39, 1 EB33, 1 EF50, 49/6, plus 5/- carriage; the two units for 70; both brand new; Wilcox grey XTAL oscillator, 2-7mc/s, 40/-, plus 5/6 carriage; condensers, 01 Sprague, 3/- doz, 25 md, 500v, 3/6 doz; 01 4kv, 03 2.5kv, 05 3.5kv, 1/- each; 1 6kv 6/-; 4 mid micropack—10/6 800ma 200-50V primaries, 90/-; 500-0-500 @ 120ma 3x4v 10v, 25/6; 350-0-350v @ 200ma 5 and 6.3v 30/-; many other items; s.a.e. list.—Cross, Skerries, Cross Lane, Grange, West Kirby, Cheshire. [4314]

**W**ILLIAMSON amplifier, high-grade components, Gardinr & Partridge trans., complete £14; amplifier, W/P phase splitter circuit, complete £9; sound Sales DX plus one radio feeder, as new, £13; tone control pre amp. G.E.C. design, £5; Bfront CR100, perfect condition, £25.—Tel. Ascot, 707, North, 14, Trinity Crescent, Sunningdale, Berks. [4317]

**R**ECEIVERS, type 76, 3 valves, ARTH, VR53, VR92, I.F. output 560kc/s, 22/6; modulator unit, type 76 (the I.F. and output unit for the above), 2 stages of I.F., detector, A.V.C. output, also 4 valve push-pull amplifier, 9 valves, 2 KT33C, 2 EF36, 3 EF39, 1 EB33, 1 EF50, 49/6, plus 5/- carriage; the two units for 70; both brand new; Wilcox grey XTAL oscillator, 2-7mc/s, 40/-, plus 5/6 carriage; condensers, 01 Sprague, 3/- doz, 25 md, 500v, 3/6 doz; 01 4kv, 03 2.5kv, 05 3.5kv, 1/- each; 1 6kv 6/-; 4 mid micropack—10/6 800ma 200-50V primaries, 90/-; 500-0-500 @ 120ma 3x4v 10v, 25/6; 350-0-350v @ 200ma 5 and 6.3v 30/-; many other items; s.a.e. list.—Cross, Skerries, Cross Lane, Grange, West Kirby, Cheshire. [4314]



**19" PANEL RACKS:** Four Poster Construction, 12" deep, 31" panel space... £2 10 0  
5" panel space ..... £3 10 0  
Drilled and tapped O.B.A.

**CHASSIS:** 10" x 6" x 2 1/2" 18G. Steel, 6/3.  
16G. Aluminium, 7/-.  
17" x 6" x 2 1/2" 18G. Steel, 7/-.  
16G. Aluminium, 8/-.  
17" x 8" x 2 1/2" 18G. Steel, 8/-.  
16G. Aluminium, 9/3.  
17" x 10" x 2 1/2" 18G. Steel, 9/6.  
16G. Aluminium, 10/8.  
17" x 12" x 2 1/2" 18G. Steel, 11/-.  
16G. Aluminium, 12/-.  
Othersizes to order.

**TELEVISION CHASSIS:** In Tinned Steel to order.  
**19" RACK PANELS:** Sizes from 12" x 12" G.14 Steel, 2/9 to 8/9. Sizes from 12" x 12" 16G. Aluminium, 3/- to 9/9. With turned long edges to give additional strength.

**STANDARD FINISHES:** Steel in Black and Grey Stoved Enamel. Aluminium self-coloured. Black and coloured Wrinkle Enamels extra to order.

**SMALL INSTRUMENT CASES:** 18 Gauge Mild Steel Box with 16 Gauge Aluminium Front Panel secured by four screws. Finished in Black Wrinkle Enamel. 6" x 4" x 4", 8" x 6" x 4", 10" x 6" x 4", 12" x 6" x 4", 12" x 8" x 4", 12" x 10" x 4", 12" x 12" x 4".

**CARRIAGE:** Paid on orders over £2. Quick Delivery can be made of special products to specification.

**REOSOUND ENGINEERING & ELECTRICAL COMPANY,**  
"REOSOUND WORKS", COLESHILL ROAD, SUTTON COLDFIELD.  
Tel.: SUT. 4685.  
Grams: Reosound, SUTTON COLDFIELD

## NEW "QUALITY" RADIO TUNERS & AMPLIFIERS

**NO. 1 TUNER.** Long and medium wave T.R.P. infinite impedance detector, illuminated dial with glass and escutcheon, suit any amplifier, excellent reports on use with "Williamson," "Leak 1", etc., amplifiers. Price: Built, £5. Complete kit, £4 10s. Full Construction Manual, if bought separately, 3/6.  
**NO. 2 TUNER.** 3-wave SUPERHET, with elaborate full-vision illuminated Dial Assembly. Quality, plus excellent range. Price: Built, £3 10s. Complete Kit £2 15s. Manual only 3/6.  
**NO. 1 AUDIO AMPLIFIER.** 4 watts output, 2/3 ohms (other impedance to order), Pickup and Tuner inputs, Volume, Tone and Feedback controls. Price: Built, £2 19s. 6d. Complete Kit, £3 10s. Manual only 2/6.  
**NO. 2 AUDIO AMPLIFIER.** 12/15 watts output, 37.5/15 ohms variable impedance, push-pull 6V6's, twin inputs for gram, and mike or twin turntables also Tuner input, mixer volume controls, tone control, feedback. Price: Built, 10 gns. Complete Kit, £9. Manual only 4/6.  
All above Tuners and Amplifiers and Kits are complete with valves. Built instruments are tested and aligned and guaranteed 12 months. Amplifiers are for 200-250 volts A.C.

**SUITABLE HIGH-PLUS P.M. SPEAKERS:** for No. 1 Amplifier, 8in.R.A., 16/6; 10in. Truxon, 19/6; Wharfedale Golden 10in. 3 ohms, 75/-; For No. 2, Wharfedale Golden 10in. 15 ohms, 85/-; Celestion P44 12in., 75/-; Goodmans 12in., 120/-.  
**LATEST MODEL GRAMOPHONE EQUIPMENT by COLLARO:**  
**AC47 INDUCTION MOTOR.** centre-drive with 12in. non-magnetic turntable, variable speed, ideal for hi-fi pickups. Price £5. Ditto but with crystal pickup and ant-stopt. £8. Ditto but AC/DC mains, model Usot, £12.  
**AC504 MOTOR/PICK-UP/AUTOSTOP COMBINED UNIT** 10in. t.t., lightweight magnetic pickup. Price £5.  
**RC48 AUTOCHANGER,** plays 8 mixed 10in. and 12in. records, reject, repeat mech., a super job in black and chrome, spring seating, very compact fitted high fidelity crystal pickup. Our special "W.W." offer: only £14.  
All above motors for 110-250 volts A.C. except US06. All our lines fully guaranteed. All above prices inclusive and carriage paid.  
Terms: c.w.o. or c.o.d. Overseas: c.w.o. only. Our "W.W." Illustrated Bargain List, 2/4d.

**NORTHERN RADIO SERVICES**  
102, Parkhill Road, London, N.W.3.  
Gulliver 1453.



When **QUALITY** counts . . . .



... and price is the only limitation, the **HOME LAB** Signal Generator is the logical choice. For serious work at a modest outlay it offers a first rate design and a comprehensive specification.

- 100 kilocycles to 100 megacycles
- 30 per cent. modulation at 400 ~ or unmodulated carrier
- Provision for external modulation
- Two-stage constant impedance attenuator
- Output impedance 10 ohms
- Low external field
- Buffer stage
- Variable 400 ~ output voltage
- Accuracy of calibration  $\pm 1$  per cent.

**PRICE £6 : 6 : 0** plus 3/- for packing.

AC and AC/DC models available. Send S.A.E. for free descriptive brochure and enclose P.O. for 2/6 if circuit diagram required.

Owing to the very large demand, delivery is subject to 6-7 weeks delay. Orders can only be accepted by post at present.

**HELY-MANN ELECTRONICS LABORATORIES,**  
116, Grove Road, London, E.17.

## QUALITY COUNTS!

(and so does the price!)

You can rest assured that in all our products both these items are highly satisfactory from YOUR point of view.

The popular 30 TUNING UNIT which comprises:

- Model 30 Coil Pack (aligned to 465 Kcs. and sealed);
- 1 pair "M.M." I.F. Transformers (aligned to 465 Kcs. and sealed);
- Splendid 3 colour dial, 8in. x 6in. (matched to coil pack);
- J.B. 2-gang (matched) condenser:

has no equal anywhere at 48/6 inclusive, or with J.B. Spin Wheel Tuner at 21/9 extra. Each item can, of course, be supplied separately. For prices see below.

30 Coil Pack (16-2,000 metres) aligned to 465 Kcs. and sealed. 24/- inclusive.

"M.M." I.F. Transformers aligned to 465 kcs. and sealed, 12/- per pair (or not sealed, 10/- pair). Standard size, 8" x 6" 3 colour Dial, 4/3 each.

A FREE copy of our famous "Home Constructor's Handbook" will be given with all orders for the 30 Tuning Unit, or a copy may be obtained for 1/- from our Mail Order offices at address below.

The Model 40 Tuning Unit (with R.F. stage) is available at 76/9 inclusive, or 98/6 with J.B. Spin Wheel Tuner.

Stamp for further details and catalogue  
**RODING LABORATORIES,**  
70 LORD AVENUE, ILFORD, ESSEX

**M**OVING coil meters, 500 microamps (.5ma), scaled 0-600v, resistance 500ohms, flush fitting, zero adjustment, ideal for 2,000ohms per volt meter, or tuning meter, etc.; 3/11 post paid.

**JACK PORTER, Ltd.,** 30/31, College St., Worcester. [4213]

**C**ANADIAN 58 Mk.1 2 PRS mic/phones, manual as brand new, £5; 9 HRS coils, 60kc-30mc/s, good condition, 30/- each; HRO gang, drive assembly and tuning dial. £5.—Box 8599. [4298]

**M**ETERS, Weston, 2in round, m/c, scaled set carrier, 50 microamp, 12/6; metal rectx., full-wave, 12v at 5amp, 18/6.—Malden Transformer Supplies, 200-202, Cambridge Rd., Norbiton, Surrey. [4201]

**F**ERRANTI 7.5kva moving coil automatic voltage regulators, input 230v  $\pm 8\%$  to  $-12\%$ , 45-66 cps, output 230v  $\pm 1/2\%$ , frequency compensated, new and unused, with handbook; offered at a fraction of cost price: (Herts) —Box 7488. [3949]

**A**LL-WAVE signal generators and oscilloscopes for hire for television lining up; full instructions for obtaining R.F., I.F. and Vidio band pass, measuring Vidio shunt capacity, and testing sinc., time bases and sound; particulars s.a.e.—F. P. Electronics, 26d, High St., Sevenoaks, Kent. [4257]

**C**OSSOR 3343 ganging osc., 13gns; Cossor 343, 16gns; Marconi B.F.O. TF602A, 25gns; Fuzhill B.F.O., 15 gns; advance type 20 sig. genl, 100kc, 30meg, 15gns; Bridge megger, 15gns; AR88LF, 35gns; C.R.100, 25gns; Avo valve test meter, only 5gns; all new condition.—Parfect, Rothley, Leics. [4290]

**O**SCILLOSCOPE and Wobbulator complete, £20; T.B. C.3 350,000 c/s X and Y plate amplifiers, easy to handle, has outstanding performance, fully guaranteed, immediate delivery with set of leads and booklet. "Oscilloscope Technique"; further details from the manufacturers.—Erskine Laboratories, Ltd., Scalby, Scarborough. [3456]

**A**BARGAIN.—New portable volt-ohmmeters in plastic case, size 3 1/2in x 3 1/2in x 2 1/2in with sling carrier, scale 0-1.5v, 0-3v, 0-60ma, 0-500 ohms, 0-5,000ohms, voltage range easily extendable; 12/9 each, post paid. Also, micro ammeters by leading manufacturers, 0-500microamps, 2in round case, movin coil; 7/6 each, post paid.—R. S. Powell, 109, Colville Rd., Oulton Broad. [4272]

**M**ETERS.—0-7v, 2 1/2in, m/c, 9/6; 15v, 2 1/2in, m/c, 9/6; 150v 2in, m/c, 10/-; 300v, 2 1/2in, m/c, 13/6; 3,500v, 3 1/2in, m/c, 20/-; 6,000v, 3 1/2in, m/c, 57/6; 15,600v, 2in, m/c, double reading, 8/-; 100ma, 2in, m/c, 7/6; 40/120ma, 2in, m/c, double retns., 8/-; 3.5amp, 2in, T.C., 5/-; 4amp 2 1/2in T.C. in case with switch, 7/6; 20amp, 2 1/2in, m.i., 9/6 Meter movements, 2in size with magnet and case (500microamp), 2/6; Units containing two movements, 5/-.

All meters post extra. Ex-R.A.F. 2valve (2volt) microphone amplifiers, as used in plane intercom., in self-contained metal case, can be used to make up a deaf-aid outfit, intercommunication system, or with crystal set, complete with valves, 20/-, post 1/6; wooden box to hold amplifier, 2/- extra; crystal sets, with permanent detector, 9/6, in oak case, 18/6; headphones, 5/6, 7/6, 10/- and 12/6 pair; permanent detectors, 2/6; soldering irons, streaming, 50w, 9/-, standard 60w, 9/6; heavy duty, 150w, 12/6, all post extra; letters only; new illustrated list sent on request with 1d stamp and s.a.e. **HIGHSTONE UTILITIES,** 58, New Wanstead, London, E.11. [3540]

**S**ERVICE engineer offers the following test gear, all as new, ready for use, on 200-250v a.c.: Marconi watermeter calibrator, 52 to 90mc/s, comprising 4-E.F.50-1-1,000kc/s crystal 1- $\mu$ m<sup>4</sup> and Y.63, as indicator, enclosed in blue metal case, complete, £7/10; Marconi SL/C watermeter calibrator, 170 to 240mc/s, comprising 1-EC52-2VR65-1-L63 1-EA50-1- $\mu$ m<sup>4</sup> and Y63 as indicator; in case as above, £6/10; ditto, 50-90mc/s, large dial and centre zero meter as indicator, valves, 1-EA50-1-HL41-1- $\mu$ m<sup>4</sup>-1-S130, sensitivity and set meter contra, £5; A.V.O. all-wave signal generator, 100kc/s to 80 mc/s, £1; T.O. transmitting hams on F.M., etc., deviation test set, F.M. No. 1 calibrated 0.4 to 13 mc/s, in four switched bands input attenuator; set zero control for centre zero indicator, meter calibrated in kc/s and volts, self-contained valve voltmeter switched 2.5-0-2.5 and 5-0-5 volts; output for phones and C.R.O. valves used 2-ARTH2-ARDD5-1-ARP34-1-6x5 1-C.V.45; ideal for discriminator alignment, etc., complete in teak case with spare valves, £15; special transit case, £1 extra.

**F. WHITTLE,** 39, Shaftesbury Ave., Leicester.

**T**RANSMITTING EQUIPMENT  
**C**R100 fitted noise limiter and meter, £25; 150w transmitter, built in black crackle enclosed rack (CO-FD-PA), 813s in P.P., 100w modulator 7Z40s in Class B, Wilcox Gay V.F.O. crystals, moving coil mike, key pair spare 813s, all power packs, £45; the complete station, £60; no offers; buyer collects.—Tel. 231, Post Office, East Bridgeford Notts. [4217]

**EMPHASIS ON**

**TECHNICAL**

**BOOKS**

W. H. SMITH & SON give special attention to the requirements of technical men and students. Books not in stock, but obtainable from publishers, are supplied within a few days. Students' needs for examinations are given priority.

**GO TO**

**W.H. SMITH & SON**

1500 BOOKSHOPS AND BOOKSTALLS

## CONDENSERS

of all types . . .

We can offer, FOR IMMEDIATE DELIVERY from very generous stocks, a wide range of ultra-high quality fixed paper Condensers, from .001  $\mu$ F to 8  $\mu$ F. Also STOCKS of small, genuine MICA Condensers from .00001 (10 pf) to .01  $\mu$ F (10,000 pf). Prices are exceedingly moderate.

Enquiries are invited for manufacturers' requirements, wholesale and export only for bulk quantities, and for scheduled deliveries over a period, as required. Most condensers are now available for immediate delivery.

Please request our 4 page bulletin CONSEVEN 01114

**CLAUDE LYONS LTD.**  
180 Tottenham Court Rd., London, W.1  
and 76, Oldhall St., Liverpool 3, Lancs.





## LABORATORY Test Equipment.

The instruments detailed below have been reconditioned and recalibrated in our own laboratories and are guaranteed to be within the makers specification.

### MARCONI INSTRUMENTS equipment

#### SIGNAL GENERATORS

Type TF.144G .....	£75
Type TF.144F .....	£65
Type TF.390F .....	£45
Type TF.517E .....	£42
Type TF.517E fitted with Pulse Modulator Type 675A .....	£69

VALVE VOLTMETER Type TF.428A £40

OUTPUT METER TYPE TF. 428a... £31

#### MISCELLANEOUS EQUIPMENT

COSSOR double beam oscilloscope Type 339 .....

COSSOR signal generator Type 52A. Frequency range 6 to 52 Mcs. Modulation either pulse or sine. Provision for ex. mod. R.F. output variable from 1uV to 100mV. New and used £28

ALSO in stock, we have "Variacs," precision attenuators, wavemeters up to 1,000 Mcs., quartz crystal ovens, constant voltage transformers, etc.


Send for lists.

## PIKE BROS.

86 MILL LANE, LONDON, N.W.6

Telephone : HAMPSTEAD 4219

## ALLEN COMPONENTS LTD.



### Type 300 3-wave band coil unit.

A reasonably priced assembly of exceptional performance consisting of switch, complete set of aerial and oscillator coils with all associated trimming and padding condensers. Improved aerial coupling system gives high sensitivity with exceptional discrimination against unwanted signals. A four position switch gives facilities for gramophone pick-up connection and RF muting. Suitable for use with any of the standard frequency changer valves and an IF frequency of 455Kc. Calibrated glass scale available.

Ranges : 16-50, 190-550, 800-2100 metres. Type 300B : 11.0-26.0, 30-90, 190-550 metres.

Television : Scanning yokes, Focus coils, Line output transformers and EHT transformers approved for Electronic Engineering television.

## ALLEN COMPONENTS LTD.

Tower Road, Willesden, N.W.10

Telephone : Willesden 3875.

L EXINGTON Snr. P.U., sapphire and trfmr., as new; nrst. £5.-31, Bishop Rd., Flixton, Manchester. [4233

PROFESSIONAL recording Consolette, 5 channel 11 inputs, separate monitor amplifier, 40watts class A output, unused, offered at less than cost; £250 or near offer; full description on application, also Presto 16in gasbase blanks, 7/6 each in cases of 20; also Techniton recording machine in seal case, as new; £27/10.- J. W. Hutchins, 82, East St., Epsom, Surrey.

BRITISH SOUND RECORDING ASSOCIATION.—The lecture season commences at the Royal Society of Arts, London, on September 30th, 1949; membership is open to all professional and amateur recording engineers and quantity reproduction enthusiasts; the official journal, "Sound Recording," Vol. 3, Nos. 1-2-5, available at 2/8 post free; brochure and application form from Membership Secretary, Harrie J. King, 48, Mount View Rd., N. Caingford, London, E.4. [2119

### COMPONENTS—SECOND-HAND, SURPLUS BARTON'S.

AERIAL masts, tubular tripod mounted, height 35ft, being hollow, these masts are ideal for rotating beams, built of resin impregnated wood, which is everlasting, price £5/10, plus 10/- carriage; L.M.10 (Navy version BC221), covers 125-20,000kc/s, fitted with voltage regulator, brand new £14, plus 5/- carriage, type 25 receiver (1196) 6-valve superhet 465kc i.f., 2 EF39, 2 EF36, 1 EBC35, 1 EK32, unused, price 23/6, post paid, or without valves 5/- carr. paid; SCR522 receivers, ideal for conversion to 154mc/s receiver and for television, contains 3 9003 valves, 1 9002, 12AH7, 3 12SG7 (i.f. amplifiers), 12CB and 12AS, using 12mc/s i.f., a real bargain, price 30/-, carr. paid; T.R.9 5-valve battery receivers, a real bargain, price 16/-, post paid; pick-ups, Rothermel Sen.or at 37/6, Acos G.P.10 at 33/6, plus 9d postage; loudspeakers, 5in p.m., at 9/6; 5in p.m., 9/6; 8in Truvox, 5in p.m., at 22/-; 12in p.m., Truvox, 42/6, all post paid; also available, Goodmans and Vitavox Quality speakers; 8-way push-button switches with on-off switch, super job, price 5/-, post paid; vibrator packs, 6v input, 180v 60ma output, completely smoothed, 15/-, post paid; mains transformers, drop through type, input 200-250v, 50c, 350-0-350, 130ma, 6.3v 6a c.t., 5v 3a, price £1, post paid; 230v 50c, 300-0-300v 90ma, 6.3v 4a, 5v 2a, price 15/6, post paid; output transformers, standard multi ratio pushpull and pentode output, price 4/6, post paid; valves available at B.O.T. prices; condensers, 0.1mfd, 5,000v wkg, at 3/6; 2mfd, 3,000v wkg, at 5/-, post paid; electrolytic, 8-4mfd, 500v wkg, cardboard, at 3/-, post paid; can type, 32mfd, 350v wkg, at 1/9; 450-6mfd, 450v wkg, at 3/-, post paid; 16-24 mfd, 350v wkg, at 2/6, post paid; 50mfd 50v tubular at 2/3, post paid; all values of condensers, resistors, volume controls, etc., at keen prices. Please send stamped addressed envelope for lists; all goods advertised in July issue still available.

W. B. BARTON, 41, Bedminster Down Rd., Bristol, 3. [4225

### WIRELESS World televisors.

FOR approved components all enquiries should be addressed to the makers. "Handyparts," 2228, Merton Rd., Wimbledon, S.W.19. Lib. 7481. S.a.e. for replies. [10033

### TRANSFORMERS to specification.

MAINS transformers for W.W. televisor, 80/-; mains transformers for E.E. televisor, 75/-; heavy-duty transformers for Williamson amp., 65/-; output transformers for Williamson amp., 45/-; line o/p transformers for W.W. televisor, 45/-; tag panels fitted, as specified; transformers for amplifiers, televisors, valve testers, test gear, chargers, etc., to any published specification, or to your own design.—E.P.D. Transformer Products, 31, Queenstown Rd., Battersea, S.W.8. Phone Mac. 4180. [4142

### FRITH RADIOCRAFT, Ltd., offer:—

BTH crystal diodes, CGI-C, 11/3 each; Reliance type TW, pots 100, 500, 1k, 2k, 5k, 10k, 25k, 50k at 5/7 each; do type SG, 100k, 150k, 2m, at 6/10; condensers, 0.1uF/3,000v, 314x11/4in, at 6/-; block electrolytics, 500v, 4uF 2/8, 8uF 3/2, 16uF 4/3, 8+8uF 4/9, 8+16uF 6/1, 16+16uF 6/11; cans, 8+8uF 3/9, 16uF 4/9, 32uF 7/6, 8+8uF 5/-, 16+16uF 8/-; Lewcos enamel wire on makers' reels, 14-16-18-20-22, at 4/- lb, reels average 3 to 7lb; small reels 1/2lb 3/-, 1lb 6/-; makers' reels, 24-26-28-30, at 5/- lb, reels average 2 to 5lb; small reels 1/2 1/8, 3/8 3/6, 1lb 7/-; makers' reels, 32-34-36-38, at 6/- lb, reels average 2 to 4lb, small reels 1/2 2/-, 1/2 4/-, 1lb 8/-; makers' reels, 40 at 7/- lb, 42 at 9/- lb, 44 at 12/- lb, 46 at 18/- lb, reels average 1/2 to 1 1/2lb; makers' reels charged at cost, returnable; small reels free of charge; all above current brand new stocks are post free over £1.

FRITH RADIOCRAFT, Ltd., Leicester. Tel. 58927. [10026

FRAME aeriels, M.L. chassis mounting, 9/4in x 5 1/4in, 7/6; manufacturers' surplus midset L.F. chokes, 2/6.

HILLFIELDS MAIL RADIO, 8, Burnham Rd., Whitley, Coventry. [3990

## OPPORTUNITIES IN RADIO




Get this FREE Book! "ENGINEERING OPPORTUNITIES" reveals how you can become technically-qualified at home for a highly-paid key-appointment in the vast Radio and Television Industry. In 176 pages of intensely interesting matter, it includes full details of our up-to-the-minute home study courses in all branches of TELEVISION and RADIO, A.M. Brit. I.R.E., A.M.I.E.E., City & Guilds, Special Television, Servicing, Sound Film Projection, Short Wave, High Frequency, and General Wireless Courses.

### "NO PASS—NO FEE"

If you're earning less than £10 a week, this enlightening book is for you. Write for your copy today. It will be sent FREE and without obligation.

BRITISH INSTITUTE OF ENGINEERING TECHNOLOGY  
388b SHAKESPEARE HOUSE  
17/19 STRATFORD PLACE, LONDON, W.1



## 5 SOLON MODELS

SOLON electric soldering irons have proved their capacity for continuous service under the most exacting conditions. 5 models; 240 watt oval tapered bit; 125 watt oval tapered and round pencil bits and 65 watt oval tapered and round pencil bits. Each model complete with 6 feet of Henley 3-core flexible. Now available from stock. Write for folder Y.10



W. T. HENLEY'S TELEGRAPH WORKS CO. LTD.  
51-53 Hatton Garden, London, E.C.1



## MORSE CODE TRAINING

**YOU CAN do what these students have done!**

Ref. 5529 says:—"I feel sure you will be interested to learn that yesterday I took the G.P.O. test in Morse for an Amateur Transmitting Licence, and passed very comfortably. I sent a faultless 18 w.p.m. without effort and received at 14 w.p.m. with no errors; my numerals were also well on the right side, sending 12 and receiving 14 in the allotted one and a half minutes. I am now full of confidence as a result of this success and delighted with the progress I have made."

Ref. 6160.—Many thanks for your letter regarding my son. I will pass your letter on to him, and ask him to reply to you. He told me quite definitely that he had derived great help from your course. You will be pleased to know that he was successful in passing his First Class P.M.G. He had to leave home at short notice to take up a position under Marconi Co., and is now at sea. Ref. 2245.—"I am glad to announce that I recently passed the P.M.G. Special Exam., and as you will see on my report, my speeds are now far ahead of the speeds needed in the examination. I therefore walked through the telegraphy part."

The Original letters can be inspected at London Office.

## MORSE CODE COURSES FOR Beginners and Operators

Just send for the Candler  
"BOOK OF FACTS"  
It places you under no obligation

**THE CANDLER SYSTEM CO.**  
(55 W.), 121 KINGSWAY, LONDON W.C.2

Candler System Co., Denver, Colorado, U.S.A.

# AMC TELEVISION

Manufactured to "Electronic Engineering" Television Specification.

**MIDLAND T.V. Sound and Vision Panels** fitted with formers and dust cores now available.

### LINE OUTPUT TRANSFORMERS

**NEW Improved SET OF GANTRIES COMPLETE**

### FOCUS COILS

### LINE AND FRAME SCANNING COIL ASSEMBLIES

All Steel **CADMIUM PLATED POWER AND TIME BASE CHASSIS** valve-holders, 3 point and single socket and all necessary cut-outs.

**SOUND PANEL CHASSIS ASSEMBLY**, fitted with screens, valve-holders, formers and dust cores.

**VISION PANEL CHASSIS ASSEMBLY**, fitted with screens, valve-holders, formers and dust cores.

**9" C.R. TUBE SUPPORT** for mounting on top of Gantry Assembly.

**9" CREAM MASKS.**

**5, SHAKESPEARE RD., FINCHLEY, N.3**

'Phone: FINchley 2188

**VACUUM** relays, thermal type 6volt 35ma will switch 230volt 10amp, length 5 $\frac{1}{2}$ in, diam. 1in, fitted with standard 4-pin valve base; 6/6 ea.

**LINEAR** wirewound potentiometers (for bridges). Berco type M10, 1K and 50K only 5/- ea.; 2-gang carbon potentiometers, 1meg.-1meg., 3/6 ea.; Magnlips and selsyns; many types in stock send for list.—Hopton Radio, 1, Hopton Parade, Streatham High Rd., London, S.W.16; Streatham 6165. [0998]

**RESISTORS**, new, 5watt, wire wound, 500ohms, 1/9 doz., 11/- 100; condensers, 0.005, 0.1, 0.25mf, 50mf, 25v, 3/- doz, 20/- 100. —14, Ruben Place, Sheffield, 2. [4500]

**TELEVISION**, all parts in stock for "EE" television; Haynes' scan and focus coils, line trans., model on view.—H. G. Radio, 1350, Stratford Rd., Birmingham, 28. [3951]

**DEFLECTOR** coil assembly, 22/-; focus coil, 25/-; for "W.W." television receiver; instrument wires; s.a.e. list.—R. F. Shilton, 19, Clarendon Rd., Salisbury, Wilts. [4292]

**TELEVISION** scanning coils, 30/-; frame output transformers, 17/6; line output transformers, 25/-; also mains transformers, chokes, etc.—The Banne Electric Co. Ltd., Hoddesdon. [4296]

**BC453/4/5**; conversion to car radio or a.c. mains receiver; circuit and full constructional notes; send 3/6 and state circuit required.—Radio Engineer, 14, Stuart Street, Dunstable. [4296]

**THE** brain of any good radio is an Osmor Q coilpack, used with our matched components you can build a radio really worth boasting about, write to-day for free circuits and our latest lists, including the Bargain Bulletin.

**OSMOR RADIO PRODUCTS, Ltd.**, Bridge View Works, Borough Hill, Croydon. (Cro. 1220.)

**YOU**LL probably get it at Smith's, Edgware Rd., Everything for the constructor, from a 1/10watt resistor to a radiogram cabinet, lowest prices, biggest variety.—Near Metropolitan Music Hall, Pad. 5891. [8000]

**M. A. NEWMAN**, 25, Bristol Hill, Bristol, 4, offers T.R.F. kits, complete with moulded brown bakelite cabinets, for £5/15; ivory cabinets plus 5/- extra; limited quantity available; circuit diagrams sent on application. [4296]

**O**.0005 twin gangs, 3/3; o.p. trans. 1/6; 4P3W switches, 1/-; 0.01 1000v sprague, 3/6 doz; 0.2amp droppers, 1/-; P.K. screws, 2/- gross; many other bargains.—List from T. G. Howell & Co. (W), 29, McWilliam Rd., Brighton, 7. [4296]

**ALL** ham supplies in stock, including Eddy-stone, Raymart, Hamrad, Labgear, Bulkin, Belling Lee, Denco, Woden; no lists; s.a.e. with enquiries.—Newson, G3GY, Market Place, North Walsham, Norfolk. [4231]

**ROTARY** transformers, 12v input, 275v and 500v output; can be transformed into A.C. motors, instructions supplied; complete with two fuses, pilot lamp, switch and various condensers and chokes, 12/6 carriage paid.—Radio-Aid, Ltd., 29, Market St., Watford. [0036]

**CLOCK** work; timers, new converted ex-R.A.F. equipment, suitable for process work, dark-room timing, etc., variable timing 1 to 60 seconds, relay to operate off 6-volt battery capable of handling 100 watts supplied with each movement; price with relay, 36/- each, post paid; each movement is fully tested and dispatched.

**SYNCHRONOUS** clock units, self-starting, 200-250v A.C., 50 cycle, fitted Sangamo motors, consumption 1 1/2 watts, size 2 1/2in dia., 2in deep, geared 1 rev 60 min, friction reset; ideal movements for making electric clocks, time switches, etc., nickel plated, complete with 12 to 1 dial train and 5in hands, post 2/6, post paid; Sangamo as above, final speed, one rev per min, less dial train, ideal for dark-room process time, etc.; price 20/- each, post paid.

**LIGHTWEIGHT**, high-resistance headphones, complete with head band and cord, 4,000 ohms, 13/6 per pair.

**TYPE 24 R.F. units**, new, in makers' cartons, these make excellent S.W. converters, complete with valves, price 13/6 each, post paid.

**CONDENSERS** Electrolytic, 1,000mf, 25v D.C., W.K.G.; 4/6 each, post paid, 45/- per doz. RECTIFIER units, A.C. to D.C., input 200-250v A.C., 50 cycles, 1-phase, output 160/200v D.C., 1/amp; price 41/- each, post paid.

**SIEMENS** high-speed relays, 2,000ohms, ideal for model control; 6/6 each, 72/- per doz. 20 VOLT D.C. motors, 3in x 2in x 2in, ideal for model work, reversible on D.C.; price 10/6 each, post paid.

**15AMP** Mercury switches, fitted with saddle and clip; 4/- each, postage paid.

**TRANSFORMERS**, input 230v A.C., output 9/16 volts 5 amps; ditto, output 22 volts 5 amps; 26/6 each, post paid.

**SOLENOIDS**, heavy duty, 12/24 volts D.C.; 10/- each, post paid.

**A LARGE** quantity of single items which we do not list, which are available to callers; also assortment of various ex-W.D. radar and radio equipment, relays, power packs, oscillograph units, gears, photographic apparatus; s.a.e. for lists.

**H. FRANKS**, 58, New Oxford St., London, W.C.1. One minute from Tottenham Court Rd. Station. Tel. Museum 9594. [4246]

**M**ANUFACTURERS.—Enamel, copper wires, stocks radio components, s/m, m/m, p/t and block condensers, close tolerance and high stability resistors to 1%; all goods guaranteed.—L. E. Simmonds 6a, Byron Rd., Harrow Middx. Telephones Underhill 0045 Harrow 0315 [2515]

## The Quality Enthusiasts' RADIO SHOW

Featuring the following:—

### AMPLIFIERS

Sound Sales "Tonemaster."

Leak "Point One."

Vortexion "Stereophonic."

Acoustical and new Williamson.

### SPEAKERS

Tannoy "Dual Concentric."

Goodmans 22.

Sound Sales Twin Phase Inverter.

Barker 148a.

Wharfedale C.S. & Golden.

### PICK-UPS

New R.N.W., Decca, Wilkins & Wright, Brierley, Connoisseur. Also Radio Feeder Units, Tone Control Units and P.I. Cabinets.

Call and hear them at:—

**HOLLEY'S RADIO STORES**  
285, CAMBERWELL RD., S.E.5  
'Phone: RODney 4988

## WE CAN SUPPLY YOU WITH THE CABINET FOR THAT CHASSIS

Any type of Cabinet made to specification.

**RECEIVER CABINETS** from stock. 12 $\frac{1}{2}$ in. x 8 $\frac{1}{2}$ in. x 7 $\frac{1}{2}$ in. deep, in polished walnut at 35/- each.

**GRAMOPHONE CABINETS**. 17 $\frac{1}{2}$ in. x 15in. x 13in. high in polished walnut at £5/7/6 each.

Illustrated leaflets of these cabinets are available.

**AMPLIFIERS**. 12 watt Universal Kit at £8/5/-. Components for our 4 $\frac{1}{2}$  watt A.C. and 5 watt Universal Amplifiers sold separately if desired. Full details and illustrations upon request. Blueprints of these amplifiers are available at 2/6 each.

**BLUEPRINTS** of the following receivers are available at 2/6 each.

**T.R.F. RECEIVER** A.C./D.C. Mains. 3 valves plus rectifier. Medium and Long waves.

**SUPERHET RECEIVER** A.C. or Universal Mains. 4 valves, plus rectifier, 3 wavebands, S.M.L. or S.S.M., Ext. L.S.

**PERSONAL PORTABLE RECEIVER**. 3 Midget valves T.R.F. design Medium wave.

Our **SPEEDY** Mail Order service for all Radio Components is at your disposal. Lists available.

**LEWIS RADIO CO.**  
322, High Road, Wood Green,  
LONDON, N.22  
'Phone: Bowes Park 5997.

**E** 772 heavy duty selenium rectifier chargers, wt 12lb, new and unused., 220-250v a.c., 12-15v 3 amp d.c. output, 77/6; adapter for 6v 3/6, also E.776 for 6v 3 amp/12v 2 amp; add 2/6 carr; d.c. packs, metal rect. give 230v 120 watts d.c. from a.c. mains, £7, new; trickle chargers, wt. 8lb, 12 months' g'tee, high grade job, 6v 2 amp/12v 1a 45/-, 6v 2a/12v 1.5a 55/-, really first class at moderate price.

**SELENIUM** rectifiers, new, 50 types in stock, transformers 1 week, state needs; popular types, all new, not surplus rubbish, S.T.C. Sentercel 12-15v 3 amp 16/6, 4 amp 22/-, 1 amp 8/6, 2 amp 10/-, trickle 2v/6v 0.5a 4/6, 24v 3 amp 33/-, 24v 1 amp 22/-; also giant finned type with alloy fins, 12/15v 5 amp 27/6, 6 amp 30/-, 10 amp 42/-, 24v 6 amp £3, 36v 6a 90/-; also c.t. types for garage charger conversions; add 1/- postage.

**H.T. rects.**, small space selenium, 250v 120ma bridge 12/6, 250v 60ma half-wave for a.c./d.c sets 6/-, 110v 60ma 6/-, 130v 30ma elim type 6/-, add 7d postage; 350-0-350v 80ma 9/-, or with trans with 4v, 4v, 1.1., 30/-; Germanium crystal diodes, 3/6, post 3d.

**CHARGER** kits, g'teed 12 months, instructions supplied, 12v 3 amp S.T.C. rectifier with 60-watt first grade transformer, and barettor current stabiliser for 2v to 12v charger, 45/-, no rheo or ammeter needed; ditto, but 2 amp, 36/6; ditto with 75-watt trans and 4 amp rect, 52/6, Minor kit, trans, rect, barettor res for 2v, 12v, 32/6; 1.5 amps, handsome steel cases with terminals and all small hardware for above, not botched up junk, 17/6, add postage 1/3; trickle charger kit, trans and rect for 2v 0.5 amp 11/-, for 2v 0.2 amp 6/6, post 8d.

**HEAVY** duty slider type kits, wt. 15lb, trans, rect, slider res, ammeter, for 6v, 12v 4 amp 75/-, ditto 6 amp 95/-, post 2/-; also 4 amp kit ready manufactured, 105/-, plus crate and carr, 12/6; 500-watt auto transformers, 45/-; Rola 8in P.M. spkrs, less trans, 13/6.

**CHAMPION** PRODUCTS, 43, Uplands Way, London, N.21. Tel. Lab. 4457. (4330)

**S** HET coils 3wb 465kc with diagram, 2/6 pr; kit of parts for midget coil pack 1.m.s. (iron cored) 465kc, 9/6; IFT's 6/- pr; ex-R.A.F. output trans, 9d; 1/1.1/1, 3d; sleeving, 6d doz yd; amphenol octal, 4/- doz; 1, 500v tub, 4/- doz; send for cheapest list in England.—Sussex Electronics, Ltd., Riley Rd., Brighton, E. (4260)

**T** RANSFORMERS and chokes; "E.E." 350-0-350, 250 m/a, 82/6; E.H.T. 2.5kv, 35/-; choke 60 m/a, 6/-; multi-ratio output transformer 6v/110v, 30 m/a, 30/-, fully shrouded, 19/6; also "Lab" potentiometers, 6/6 switch; 4/6 non-switch; all carr. paid for cash with order; immediate delivery.—Milord, Ltd., Thanet House, Craven Rd., London, W.2. (10035)

**C** ONDENSERS, loudspeakers; the best stock in East London, 2v 16 450v d.c. 3/6, 16x16 450v d.c. 3/-, 2in Phillips loudspeaker, 10/-, 5in P.M. 11/-, 5in with transformer, 14/6, 12in P.M. 39/6, 10in Goodman 19/6, 465 kv/s IF transformers, midget type, 8/6 pair; complete kit of parts including cabinet and valves for a two-wave mains receiver, £4/19/6.—Full lists from DUKE & Co., 219, Ilford Lane, Ilford, Essex.

**O** NLY ex-Govt. goods; the best, in fact; dipole aerials, 70 centimetres, 3/6; Slydiok 15amp fuse holders, complete, 1/-; peanut 3volt bulbs—3d; co-axial double-ended plugs, Type 10H/62B, 2 dozen; Planispheres, MKIA, in two-compartment black leatherette case, 12 1/2in square, 3/6; case alone worth more; inductances 7 UH and 26 UH, 6d each; 1.2ohm 14amp geared sliding resistances, 6/6; assortment of four micro switches, 5/-.—Passingham, 95, North St., Felpham. (10002)

**A** LL goods in new condition; 600hm headphones, 3/6; m/coil microphone with switch, 3/6; Tannoy sound/power mic, 5/6; AL134, 2-valve battery amplifiers, complete in case with valves, 12/6; precision clock instrument, 6/9; self-energized telephone handsets, 8/6 ea; energized send/receive units, 2/6; 1436 twin maroon flex, 23/6 100yd; Pentode output trans, 3/3; M/iron 0-25 ammeter, 2/11; R.C.A. 25-watt amplifier complete with valves inc 6L6s, £9; hundreds other lines; 1d stamp list.


**RADIO UNLIMITED**, Elm Rd., London, E.17.

**C** ONSTRUCTORS!—Here is a selection from our range of fine components selected for their outstanding qualities; Smoothing chokes, 10H, 80ma, 1000, 5/6; 10H, 120ma, 1000, 6/9; 10H, 300ma, 1000, 12/6; 5H, 200ma, 1000, 8/6; 15H, 250ma, 1400, C.T. 15/6. Westalite Type HT47, 250v, 60ma, metal rectifiers, 7/6; 40v 2A, 230v 500cps, primary sup'r transformers, cast shrouds, ideal for additional windings, 16/-; 2 1/2d stamp brings full list, please add 8d for post.

**DUNK & HEALEY**, 67 Osnaurgh St., London, N.W.1. (4273)

**C** OMPONENTS for the West Country amateur.—Rotary converters, 12v input, 230v 40ma smoothed output, 25/-; 12v input, 500v 50ma and 275v 110ma output, 27/6; vibrator packs, 12v input, 200v 60m output, 22/6; new Command receivers, BC454 or 455, 37/6 each; knob, vol. control, switch and jack for last, 11/6 set; 250v selenium rectifiers, 40ma 5/-, 60ma 6/-, 120ma 7/-; WX6, 9d each; W11, 9d each; Jones plugs and sockets, 6-way 3/6, 10-way 4/6; 6v vibrators, 5/9; vulgins 10-way plug and sockets, 2/9 pair; AR88 receivers, few only, £45, p. & c. 20/-; c.w.o. only; orders over 30/- post free; send for XS lists.

**G. N. PILL & PARTNERS**, 49, Cobourq St., Plymouth Tel. 2239. (10029)



**RADIOLYMPIA**  
 Sept 28—Oct 8  
 STAND No. 92

**Armstrong**  
*the chassis people*  
**proudly present**  
**their RADIOLYMPIA**  
**programme . . .**

**LONG RANGE, LARGE TUBE TELEVISION CHASSIS**

Including R.F. Preamplifier and 3 I.F. stages on both vision and sound, using miniature High mu valves, highly efficient interference limiter circuits. 12in Cathode Ray Tube.

**Model EXP. 125/2. 14 VALVE ALL-WAVE CHASSIS**

Giving continuous waveband coverage from 11 m. upwards. R.F. preamplifier, two I.F. stages with variable selectivity, electronic bass and treble lift controls. 15 watts pushpull output, negative feedback for 200/250 volt A.C. Mains. Price: **32 Gns.** Plus Tax.

**Model R.F. 103/3. 10 VALVE ALL-WAVE CHASSIS**

R.F. Preamplifier, 2 I.F. stages variable selectivity, 3 stages A.V.C., 10 watts output, negative feedback, For 200/250 volt A.C. mains. Price: **19 Gns.** Plus Tax.

**Model EXP. 10. ALL-WAVE 10 VALVE CHASSIS**

Designed specially for the export market, 10 valves, with R.F. Preamplifier, 3 wavebands, 11 to 33 m., 30 to 90 m., and 195 to 550 m. Flywheel tuning, horizontal scale, variable selectivity. For 200/250 volts A.C. Mains. Price: **19 Gns.** Plus Tax.

**Model EXP. 83/2. ALL-WAVE 8 STAGE CHASSIS**

With 10in. speaker, fully delayed A.V.C. 8 watt pushpull output with negative feedback. Price: **£15 8s. 8d.** Plus Tax.

**Model UNI. 83/2. ALL-WAVE 8 STAGE CHASSIS**

With 10in. speaker, designed for use on either D.C. or A.C. Mains 200/250 volts incorporates flywheel tuning, fully delayed A.V.C., negative feedback. Price: **£15 8s. 8d.** Plus Tax.

**ARMSTRONG WIRELESS & TELEVISION COMPANY LTD.**

Warlters Road, Holloway, London, N.7. NORTH 3213

**JUST PUBLISHED**

**INTERNATIONAL RADIO TUBE ENCYCLOPEDIA.**

Ed. B. B. Babani.

Operating characteristics and pin connections of 14,500 radio tubes of all classes that have been manufactured in 20 countries. All advance information on tubes not due until 1950. Instructions for using tables are in 15 languages.

**42/-**

**THE MODERN BOOK CO.**

21 Praed Street, London W.2

**MICROGROOVE** Automatic Record Changer. Famous American make, takes twelve 10in. or 12in. discs, making possible a programme of up to 4 1/2 hours on one side of the stack of discs! Ultra-light crystal cartridge, nylon-shank knee-action sapphire stylus. Fitted with auto-trans. for use on 200-240 volts A.C. Gives superlative reproduction without scratch. Microgroove records will be available in this country later. Price with two Columbia L.P. Microgroove Records £32/10/- net, tax paid, carriage paid.

**WIRELESS SUPPLIES UNLIMITED**

264-266 Old Christchurch Road, Bournemouth. Hants.

For greater speed, for less capital outlay, for your own ultimate satisfaction, for larger profits, for your customer's satisfaction, for larger profits.

## FROM EVERY POINT OF VIEW

**A.W.F.**  
**LOUDSPEAKER CONE ASSEMBLIES and EXACT FIT FIELD COILS, together with our stocks of sundries: spiders, fixing segments, lead wires, brass screws, nuts, washers, bushes, etc., etc.,**

**CONSTITUTE THE IDEAL SPEAKER REPAIR SERVICE where you need it most:—**

**IN YOUR OWN SERVICE DEPARTMENT.**

Let us show you how to increase your profits and efficiency, at one and the same time.

---

**MEET US AT**  
**RADIOLYMPIA** **STAND**  
**SEPT 28 - OCT 8** **No. 203**

**A. W. F. RADIO PRODUCTS LTD.**  
(Dept. W)  
**BOROUGH MILLS, BRADFORD, YORKS.**

For more efficient service,

**CHOKES, 1f 60m/a, 7/6; 90m/a, 10/-; 100m/a, (ex Govt) 4/-; 150m/a, 14/-; 250m/a, 18/-; transformers; speaker, 4/6; I.F. standard, 10/- pr; filament 6.3v 1.5amp, 7/6; 3amp, 9/-; condensers, 8mf, 3/9; 16mf, 2/3; 32mf, 2/3, 25x25, 1/3; 2x350, 1/3; 16x8mf, 4/-; 8x8mf, 4/6; 0.1x7000, 14/-; 0.005 twin-gang, 7/3; P.M. speakers, 5in, 13/6; 8in, 17/6; 10in, 21/-; W.W. pots, 1K, 2K, 10K, 25K, 2/-; v/control with switch, 5/11; less switch, 4/-; accumulators (unused), 7/6, etc. See lists; cwo; postage please.**

—A.B.K., 4, Queen Sq., Brighton, Sussex.

**12** volt vibrator packs, contain 3x8mf tubular air cans, 2 chokes, 4 metal rectifiers, transformer, 12 volt vibrator, etc. output 250 volts at 75ma, only 9 6 post free; TR9 6-valve battery receivers, complete with 6 valves, a few left at 12/6, post 2/6; 1,000 kc/s Xtals, new boxed, 50/-; 10valve American IFF tran/receivers, complete with valves and motor generator, only 17/6, carr 2/6; army telephones, type D. Mark 5, complete with bell, buzzer, key, and standard telephone type handset, 25/- post free.

—W. Haynes & Sons, 14, St. Mary's, Bedford.

**48** 6 volt for the famous Model 30 tuning unit consisting of 3-waveband Model 30 superhet coil pack, pair, I.F. transformers, 2-gang condenser and attractive dia! (8in x 6in); each component individually selected pre-aligned, sealed and the whole matched together as a unit; the superhet you build with this unit needs no further adjustment! Full details of this and our other high quality products (coils, I.F.T.s, mains transformers, etc.), together with many circuits and constructional tips, contained in the "Home Constructor Handbook," prices 1/-, Mail order only.

**SPEACILS**, 11, Greenway Ave., London, E.17.

**TAN** Willetts, 43, Spun Lane, West.

S. Bromwich Staffs.—Delco motors, a.c. or d.c., 6-27volts (5.400rpm at 27v), weight 1 1/4 lb, length 5 1/4 in, diameter 2 1/4 in, 1/2 in spindle each end, 7/6, 9d post; T.R.9 receivers, complete with 6 valves, 12/6, 2/6 post; amplifier A1135A with 1-EL32, 1-2E32, 1-EK32, 3/6, 1/6 post; receiver type R1137A with 3-EF36, 2-EF36s, 1-EK32, 1-EB34, 19/6, 2/6 post; balanced armature headphones, 1/6 each, 4d post; tension gauges, 10-80rgrms, 3/6, 4d post; 0.30ma 0.35amp meters, 3/- each, 4d post. (BC624s, 19/6 each; callers only.)

**TELEBOOSTERS** for long-range television reception, R.F.2L., 40/48 mc/s, variable tuned for maximum sound or vision, 3 stages, 2 V.R.91 valves EQ to E.F.50, slug tuned interstage and output, coaxial plugs and sockets, fixing leads for 6 heat-treated 100 t.t.t. to tap into receiver, high gain fully screened, price £3/12/6; R.F.I.L., 40/48 mc/s, 2 slug tuned stages, single valve, £2/12/6; for Birmingham, R.F.2B., 55/65 mc/s twin and R.F.1B. single, as above; power units for boosters, 230v, input 160v, d.c. and 6.3v output, £4. S.a.e. for particulars and trade test report.

**BOSCOMBE RADIO ELECTRIC**, 595, Christchurch Rd., Boscombe, Tel. 1704. (0032

**EX-Gov.** phones, new, in boxes; less head-band, 2/9 pair; with head-band, 3/9 pair; lightweight (midget type), 5/- pair; moving coil phones and microphone, 7/6 complete; ex-R.A.F. 1224D battery sets (120v h.t., 2v acc.), 1-10m/cs, new and unused, 89/6, carr. paid; power packs for above, but 77v a.c. input, 27/6 each; 80v a.c. motors, will work off 110v a.c. or 230 a.c., 15/-, carr. paid; 40 watt D/P bulbs, box of 25, 2/6, carr. paid; Aldis bulbs, 12 and 24v, 60watt, 9d each; cockpit lamps (3amp D/P L/Holder), panel mounting, 1/9 each; all our goods carry a money back guarantee if unsatisfactory!

**C. A. J. CROWE**, 99a and 100, Northbrook St., Newbury.

**TELEVISION**—Birmingham: electronic equipment, engineering coil kits 30/-, shortly available; Wireless World s'het kits, 52/6; EE chassis units, stove and chrome finish, £4 complete; WW chassis, copper and aluminium, £6/10, with power pack, semi-drilled, London; EE coils, 15/-; WW s'het, 52/6; TRF, 48/-; most components at list prices; permanent magnet focus coils, simple claw grip fixing, micrometer gap adjustment, no extraneous mounting screws, no drifting, no power wastage, a really first-class article from engineering and technical points of view, chrome or enamel finish, size 2 1/4 in x 1 1/2 in overall, price 35/-.

**BEL SOUND PRODUCTS**, Co., 10, Marlborough Yard, Marlborough Rd., Upper Holloway, N.19. Tel. North 1025. [4266

**TELEPHONE** generators, 4/6; carbon microphone with switch, flex and plug, 2/-; m.c. mike with m.c. headphones, brand new, 4/6; 3-wave tuning scale with station names, 4/6; Admiralty pat. W632 modulation and mixer unit contains 5U4Q, 2X6J5G, 5P61, EB34, 2X P61, condensers, resistors, choke transformer, etc, 18/6; 12v vibrators, 4/-; 12v vibrator tranny, 4/-; selenium rectifiers, 378v 1.2a, 25/-; I.W. 180 ac in, 140 dc out, 75 ma, 2/-; I.W. 100 ac in, 84 dc out, 150 ma, 2/-; assorted resistors, 100 for 9/-; assorted condensers, 12 for 3/-; transformers, input 220v 50c output 700v, 4v 1a, 2.0-2v 2a, 12/6 ea; 230v 50c in, 50v 10amps out, 40/-; assorted coils, 12 for 14/-; r.f. choke, 1/-; condensers, 8s 1/3, 1 1/2, 2d. Varian type switch 4B 6W 8P, 4/-; chassis 9 1/2 in x 6 1/2 in cut-out for valves, 1/6; 800hm Coax 6d yd; Coax plug and socket, 1/- pr; R107 army 9-valve s.w. receiver, 3 wavebands, £15; Selsyn motors, type S2512, torque 45lb ins 230v 50c single phase, £4 10s.—Logan, West Alley, Hitchin, Herts. [4166

## IMMEDIATE DELIVERY!



A further consignment of Wire Recorders enables us to establish a new record in low prices!

Differing slightly from our previous supplies, these consist of a four stage amplifier, using 8837's and with wastage of negative feedback, which may be used as a preamp. for S.R.E. In addition to its primary function of recorder/playback amplifier. The erase oscillator, which applies a supercyclic bias during recording and the sturdy motor are also built into this unit.

The recording head, with machine cut gears throughout, contains sufficient wire for 40/45 mins quality recording, and has automatic limiting scales and switch. Both music and speech are reproduced with remarkable fidelity, and whilst the output is sufficient to drive a speaker, an additional output stage may be incorporated without difficulty. Inputs for high imp. mike and for pickup are provided, and power supply is 115 v. 50/60 cps.

**PRICE £37 10 0**

**S.L.C. RECEIVERS**, with 2 RF stages, 4 IFs at 11.5 mc/s with 4 mc/s bandwidth, det. video amp, and associated circuits, (a total of 20 valves), render this the ideal unit for TV conversion. From 30/-. Circuit 2/6.

**DISPLAY UNIT 198**, with 3in. CRT, 48P61's, 3EA60's, pots, condensers etc.—the ideal 'scope unit for £2.


**W.B.E.I. RECEIVERS**, with 9 battery operated valves, and covering 4.2-7.5 mc/s and 18-31 mc/s, complete with circuit. OUR PRICE 32/6.

Goods sold as used, unless otherwise stated.

**RADIO EXCHANGE CO. (W)**  
9 Cauldwell St., BEDFORD, 'Phone 5568

## AMAZING BARGAIN

Ex. M.O.S.  
**NEW & UNUSED**  
**ELECTRIC MOTORS**



A.C. single phase, approx. one-sixth h.p., for 200/250 volts, 50 cycles. They're worth £'s. Dimension 1 1/2 in, long x 5 1/2 in. x 5 in. Weight 16lb., shaft 1/2 in. x 1 in. Keyed ready for pulley. Vee Die Cast Pulley 3 1/2 in. O.dia. Supplied at 7/6 extra. Post Free.

**20/-**  
carr. paid.

## MOVING COIL HEAD & MICROPHONE SETS (Brand new)



Made by the same famous maker, these units must have cost the Government many pounds.

**Our Bargain Price**

Send stamped addressed envelope for illustrated list.

**BARGAIN**

**WIRELESS INSTRUMENTS (LEEDS) LTD.**  
54-56, THE HEADROW, LEEDS 1.  
Tel. 22242.

## BLACK & WHITE PICTURES FOR ALL

The Booklet for Everyone. Only 5/- post free. Write for your copy to-day. Contains every detail showing you how to build your own Television Receiver for use with full size magnetic tubes. Point to point wiring diagrams given.

### KITS FOR THE ABOVE

Kits of parts for the above are available for £16 (less Tube). Write for leaflet giving further details.

### TELEVISION COMPONENTS AVAILABLE

Deflection Coils ..... Per set 22/6  
Line Output Transformers, ..... each 22/6  
Focus Coils ..... each 17/6  
Supplied in set of three for 60/-.  
Pre-Amplifier, with self contained power pack ..... £7 10 0

---

**MEET US AT**  
**RADIOLYMPIA** **STAND**  
**SEPT 28 - OCT 8** **No. 93**

**HOUGHTON & OSBORNE**  
ELECTRON WORKS, THAME, OXON



# 1950

SERIES  
R.F. E.H.T. UNITS  
2—50 KV  
WITH  
**BETTER**  
PRICES  
DELIVERIES  
PERFORMANCE

---

MEET US AT  
**RADIOOLYMPIA**  
SEPT 28 - OCT 8

---

**Hazlehurst Designs Ltd.,**  
186, Brompton Road Knights-  
bridge, London, S.W.3

**20** watt rack mounting amplifiers, complete with ac power pack and standard rack, 105/-; less valve, variable transmitter chassis, complete with 2,832 balls, 4/6 ea; special offer of F.H.P. motors 200/250 ac/dc 1/20 hp 3000rpm 3 1/2 in dia 5 in long with extending spindles, ideal for sewing machines, mixers, etc, 57/6 ea; these motors are new and are continuously rated, and are not to be confused with converted rotary transformers; new 12v ac/dc motors, suitable for models, 7/6 each; Aldis signalling lamps, 25/- ea; Lorain APN4 indicator units, complete with valves, 100k/c crystal and 50PI CR tube, 50/- ea; B.T.H. Selsyn motors type 1813 230 250v ac 50 cycle, 70/- pair; electronic television ht transformer 450-0-450v 250m/a usual it windings, 50/- ea; auto transformers 2, 4, 5 kva 110/250v, from 80/- ea; large stocks of heavy duty it transformers; quotation for special sizes; rotary transformers 12v input 250v 125m/a output, 21/- ea; 12v input 490v 60m/a, 17/6 ea; rotary converters 200v dc input, 230v ac 50 cycle output; 125 watts, £8 ea; Selenium rectifiers, 30v amp, 24/- ea; large stocks of transmitting valves in stock; above prices do not include carriage.


**SERVICE RADIO SPARES** (Ger. 1734), 4, Lisle St., London, W.C.2. [4177]

**N**EW guaranteed goods, mains transformers, fully interleaved and impregnated; primaries, 200-250v 50cps, screened; upright mounting, gully shrouded types, 425-0-425v 200ma, 6.3-4v 4a C.T., 6.3-4v 4a C.T., 4v 3a 39/9, post 1/9; 350-0-350v 100ma, 6.3-4v, 5-4v 2a 21/6, or with 4v l.t.s only 17/6; midget type 2 1/2-3-2 1/2-in. 250-0-250v 50ma, 6.3v 1.5a, 5-4v 2a 12/11; half-shrouded drop-through types, 350-0-350v 80ma, 6.3v 3a, 5v 2a 15/9, or with 4v l.t.s 12/9, 280-0-280v 80ma, 6.3v 3a 15/9; push-pull 10-12w output trans. match 6L6, 6V6, etc., to 15ohm speaker 8/9; Can electrolytics, 8-8mfid 450v with clip 3/3 ea., 6 for 16/6, 16-32mfid 350v 3/3 ea., 6 for 16/6; midget tubular, 8mfid 450v 2/3 ea., 25/- doz.; selenium rectifiers, small size, 500v 30ma 3/6 doz., 500v 80ma 4/11 ea., 48/- doz., 250v 65ma 3/6 ea., 36/- doz., 120-0-120v 100ma 1/11 ea., 18/- doz., 12v 1/2 H.W. C.T. 1/6 ea., 12/9 doz.; smoothing chokes, 200ma 5h 120ohms 6/11, 80ma 350ohms 4/11 ea., 40ma 450ohms 3/9; chassis (receiver), 16swg undrilled aluminium, 10-5 1/4-2 1/2 in 11-6-2 1/4 in 3/9, 12-8-2 1/2 in 4/6, 16-8-2 1/2 in 5/6, 20-8-2 1/2 in 6/9; Truvox 12in F.M. speakers, 3-5ohms speech coil 39/6. Full list of component bargains, 21/-d. Special list for trade: c.w.o. or c.o.d. over £1, postage extra.—Radio Supply Co. 15, Queen St., Leeds, 2, 10003

**SUPREME RADIO**, 746B, Romford Rd., Manor Park, London, E.12. Tel. III. 1260. Est. 15 yrs. Radio and television component specialists. At the right price; 2.5k/v E.H.T. 4v fil, tapped 2v, also 4v 1.1 amp, 27/6 ea; line and frame scanning coils, 25/6 ea; line trans, 21/- ea; both lines matched, focus coils, 25/- ea; H.T. transformer, 350-0-350v, 6.3v 6 amp, 4v 8 amp, 4v 3amp, 0-2v 6.3v 2 amp, 250m/a with screen, 70/- ea; 5hy 250m/a choke, 15/9 ea; 10hy 80m/a choke, 7/9 ea; Ceramic E.F.50 valve holders, 6d ea; 5/6 doz, retaining rings, for same, screw-on type, 8d ea; Bakelite E.A.50 valve holders, 6d ea; co-axial cable or twin balanced feeder 1/- yd, 11/- doz yds only; special offer, balanced feeder, 5d yd, 4/6 doz yds only; co-axial plug and socket, 1/- complete; all parts in stock for E.E. television still in the best constructed television; 1/2 watt resistances, 100k, 22k, 27k, 47k, 82k, 120k, 390k, 820k, 2.2k, 11k, 39k, 470k, 10k, 1.5m, 1/9 doz, 18/6 gross only or assorted; 1/2 watt resistances, 100k, 1k, 2.2k, 6.8k, 10k, 16k, 18k, 20k, 33k, 100k, 150k, 22k, 50k, 2/- doz, 21/- gross only, or assorted; most other values at 2/6 doz, 27/- gross only; 1 watt resistances, 470k, 1k, 3.3k, 8.2k, 18k, 33k, 56k, 75k, 68k, 1m, and 2 meg, 4/- doz, 45/- gross only, or assorted; 2 watt resistances, 2k, 18k, 1 meg, 5/6 doz, or assorted; mains transformers, 350-0-350v, 120m/a, 6v, 5v and 4v, 32/6 ea; metal tubular tag end condensers, 25mfid 25v, and 50mfid 12v, also 10mfid 25v 1/- ea, 11/- doz, 0.01mfid, 1,000v, 0.02mfid 750v, 0.05mfid 500v and 0.1mfid 350v, 6d ea, 5/6 doz, or assorted; 0.1mfid 500v, 6/6 doz; midget mica condensers, 0.001mfid, 0.0005mfid and 0.0003mfid, 6d ea, 5/6 doz, or assorted; Metallimite condensers, 0.01mfid 350v and 0.002mfid 500v, 9c ea, 8/- doz; can type condensers, 8mfid 450v, 2/6 ea; 16-32mfid 350v, 3/6 ea; 16-8mfid 450v, 3/6 ea; 30-30mfid 350v, 425v surge, 6/6 ea; 32mfid 350v, 3/- ea; 32mfid 500v, cardboard drylytic condensers, 5/- ea; 16mfid 350v drylytic can condensers, 1/9 ea; 4m screw base 550v metal tubular condensers, 1/- ea, 11/- doz; 2mfid 350v metal and cardboard wire end electrolytic condensers, 1/- ea, 11/- doz. WE are Denco stockists. Denco catalogue 9d ea. 5m/a meter rectifiers, 4/- ea; M/C inserts, 30k, 1/3 ea, 12/6 doz; assorted panels with useful value resistances, condensers, etc., and WX6 rectifiers, 9d ea, 7/6 doz; 4-pole 3-way long spindle wave change switches, 1/6 ea; fixed mica condensers, 3ppf, 60ppf, 65ppf, 180ppf, 305ppf, 307ppf, 500ppf, 570ppf, 590ppf, 700ppf, 4.550ppf, all at 2/6 doz, or assorted, 28/- gross; 0.01mfid 3k/v, 4.005 mica, 3/- doz; Selenium metal recs, 230v R.M.S., 120m/a, 4/- ea; 3 1/2 in m/c speaker, 2-3Q speech coil, 9/6 ea.

TERMS: c.w.o. or c.o.d.; send 6d extra for postage orders under £5; 2 1/2 s.d. ea. all enquiries and radio and television lists. [3989]

## 200/250 volt A.C. MOTORS



APPROX H.P. ONE-  
EIGHTH. Revs. 2,000.  
Carriage and Pack.ing  
3/- extra. .... EACH

# 55/-

---

## ALDIS LAMPS 32/-

STAGE SPOT LIGHTING, EACH  
PHOTOGRAPHIC WORK etc. Post Free

## MAINS INTERFERENCE SUPPRESSORS

Rid your set of  
all noises from  
the  
MAINS

# 21/- each

POSTAGE 1/-  
Large Stocks Re-  
sistances, Conden-  
sers Speakers, Valves  
&c. Send stamps for descriptive leaflets of

**RADIO BARGAINS,**  
**UNIVERSAL BAZAARS**  
(M/c), Ltd., 8-10 BROWN STREET,  
MANCHESTER, 2 (DEAnsgate 5009)

## American Portable Aerial Masts Boxed in Pairs

**EACH BOX CONTAINS THE FOLLOWING:** 20 mast sections, each 5ft. of 2in. heavy gauge duralumin tube; 12 duralumin stakes; 2 base plates; 2 base spikes; 2 top guy assemblies; 2 intermediate guy assemblies; 2 bottom guy assemblies; approx. 600ft. aerial wire with insulators, etc.; 2 halyards and a 4 lb. hammer. These kits make up into TWO 45ft. masts and are sent to you in the original plywood packing case as shipped from the States, complete with instruction books at the **BARGAIN PRICE OF £7/10/-**. Carriage paid.

OR

10 mast sections, 6 stakes, base plate and spike, top, intermediate and bottom guy assemblies and halyard complete in canvas bag with instruction book. A complete 45ft. mast for **£3/17/6**. Carriage paid.

**THESE ARE THE FINEST MASTS EVER OFFERED AT THESE PRICES**

# A. FANTHORPE

6-8 HEPWORTH'S ARCADE,  
HULL. 'Phone : 35694

# WOOLWICH POLYTECHNIC

A course of six  
advanced lectures

on

## THE DESIGN OF TRANSFORMERS AND INDUCTORS FOR AUDIO AND CARRIER FREQUENCIES

on Tuesday evenings  
commencing on Tuesday,  
1st November, 1949

by

John H. Mole, Ph.D., D.I.C., A.M.I.E.E.

The course will consist of lectures,  
with associated class work

Lecture : 7-8 p.m.  
Exercises & Discussion : 8.10-9.30 p.m.

The fee for the course will be £1.  
Details of the syllabus may be obtain-  
ed on application to the Secretary.



**WANTED, EXCHANGE, ETC**  
**W**ANTED, service sheet, Murphy television AS5V.—Box 8498. [4236]  
**F**INE wires in large quantities only, must be new and perfect material.  
**L. E. SIMMONDS.** 8a Byron Rd., Harrow. Tel. Harrow 0315. [3661]  
**TN16, TU56A or TN1 APR1** tuning unit for radar receiver R54/APR4.—Box 8608. [4306]  
**R1392A** Air Ministry v.h.f. receiver; wanted in batches of 10 or more in new condition; quote price, etc.—Box 8378. [4150]  
**W**ANTED, Cossor 339 oscillograph in good condition.—Write Box G210, c/o Streets, 110, Old Broad St., E.C.2. [4229]  
**W**ANTED; Magnetophone Tons.B. in any condition (amplifier not essential); also spare heads and parts.—Box 8477. [4219]  
**W**ANTED, surplus relays and push-button units, any condition, large or small quantities; highest prices paid.—Box 8485. [3532]  
**W**E pay top prices for used test equipment, all types.—University Radio. Ltd., 22, Lisle St., London, W.C.2. Tel. Ger. 4447 and Ger. 8582. [1922]  
**W**ANTED, all kinds of laboratory test equipment, standard signal generators, bridges, oscilloscopes, "Q" meters, etc.; send price and details to:—  
**OAK INSTRUMENTS,** 86, Mill Lane, London, N.W.6. Tel. HAMPstead 4219. [0037]  
**W**ANTED, any of the following type of VHF transmitter/receivers complete: TR1435a, SCR522, TR1464, STR9, STR16/17, also power units type 15 and type 16.—Box 8559. [4270]  
**T.S.174U**—Wanted for £25, U.S. Army crystal wave meter T.S.174U urgently required.—Communicate to D. Maurice, Kingswood Warren, Tadworth, Surrey, or Tel. Mogador 2361, ext. 35.  
**W**IRELESS ENGINEER back numbers wanted, May, 1933, March, June, Sept., 1935, Feb., March, April, Oct., 1937, Nov., Dec., 1939, or any complete volumes.—Please write Technical Service Department, Leland Instruments, Ltd., 20, John St., W.C.1. [4308]  
**C**OMMUNICATION receivers, AR89, Halli-crafters, V.H.F. model S27, etc.; also rotary converters, radio test instruments and equipment of every description; good prices paid.—Write, call or tel. Gerrard 1734. Service Radio Spares, 4, Lisle St., London, W.C.2. [4176]  
**W**E buy for cash, new, used, radio, electrical equipment, all types; especially wanted: radios, radiograms, test equipment, motors, chargers, recording gear, etc.—If you want to sell at the maximum price call, write or 'phone to University Radio, Ltd., 22, Lisle St., Leicester Sq., W.C.2. Ger. 4447.  
**REPAIRS AND SERVICE**  
**M**AINS transformers rewound, new transformers to any specification.  
**MOTOR** rewinds and complete overhauls; first-class workmanship, fully guaranteed.  
**F.M. ELECTRIC Co., Ltd.,** Fotters Bldgs., Warser Gate, Nottingham, Est. 1917. Tel. 3955.  
**L**ODSPEAKERS and transformers rewound. L cones replaced, prompt service.—Dodds, Radio Service, 131a, Hurst St., Oxford. [3650]  
**T**RANSFORMER and choke rewinds, duplicate, and to specification; prompt service.—F. Hadfield, Musard Place, Staveley, Chesterfield.  
**L**ODSPEAKER repairs, British, American. Any make, moderate prices.—Singair Speakers, 12, Pembroke St., London, N.1. Terminus 4355. [3308]  
**M**AIN and output transformers rewound to pattern or specification, return post service.—H. Pughe, Radio Rewind Service, Brithdir, Nr. Dolkeley N. Wales. [3243]  
**M**AINS transformers rewound or constructed to any specification; prompt delivery.—Bede Transformer Co., Ltd., Bedesway, Bede Trading Estate, Jarrow. [3198]  
**R**EWINDS and conversions to mains and output transformers, from 4/6; po equipment a speciality.—N.L. Rewinds, 4, Brecknock Rd., N.7. Tel. Arnold 3390. [6283]  
**R**EPAIRS to moving coil speakers cones coils fitted, field rewound or altered; speaker transformers, clock coils rewound; guaranteed satisfaction, prompt service.  
**L.S. REPAIR SERVICE** 49, Trinity Rd., Upper Tooting London, S.W.17. Balham 2359.  
**T**RANSFORMER winding, mains output modulation and Williamson specifications, chokes, rewinds, quotations.—A. Orman, Leslie Pl., Edinburgh, Scotland. [4090]  
**A**LL types of receivers and radiograms repaired; difficult sets a speciality. Liberal discount to the small trader.—E.W. Shackle, High St., Harrington, Hayes, Middx. [4187]  
**A**LL types of ammeters, voltmeters, Avos, etc. repaired; quick, efficient service, estimates free.—Donvin Instrument Co., 91, Princesdale Rd., London, W.11. Tel. Park 4469. [4323]  
**A**REWIND service which duplicates or modifies as required; transformers, loudspeakers, etc.; prompt returns.—Raidel Services, 49, Lr. Addiscombe Rd., Croydon, Cro. 6537.  
**E**LECTRICAL measuring instruments of every type made repaired and standardised.—The Electrical Instrument Repair Service, 329, Kilburn Lane, London, W.9. Tel. Lad, 4168. [3715]

# FROM RADIOLYMPIA TO OUR RADIO BOOK DISPLAY

(No. 27 Bus, Door to Door)

- Sound Reproduction.** By G. A. Briggs. 7s. 6d. Postage 4d.
- Home Built F.M. Receiver.** By K. R. Sturley. 4s. 6d. Postage 3d.
- International Radio Tube Encyclopaedia.** Ed. B. B. Babani. 42s. Postage 9d.
- The Electronic Musical Instruments Manual.** By A. Douglas. 18s. Postage 6d.
- Home Built Telesiv for Sutton Coldfield.** By W. I. Flack. 4s. 6d. Postage 3d.
- Television Servicing Manual.** By E. N. Bradley. 4s. 6d. Postage 3d.
- Electronics Manual for Radio Engineers.** By Vin Zeluff & John Markus. 57s. Postage 1s.
- Loudspeakers.** By G. A. Briggs. 5s. Postage 3d.
- The Radio Amateur's Handbook.** By A. R. R. L. 15s. 6d. Postage 9d.
- Radio Valve Data.** Compiled by "Wireless World." 3s. 6d. Postage 3d.
- Radio Engineering, Volume 2:** By E. K. Sandeman. 40s. Postage 9d.
- Radio Engineering, Volume 1.** By E. K. Sandeman. 45s. Postage 9d.
- Outline of Radio**—covering the principles of radio, television and radar. 21s. Postage 9d.
- Radio Laboratory Handbook.** By M. G. Scroggie. 12s. 6d. Postage 5d.
- Ultrasonics.** By Benson Carlin. 30s. Postage 9d.
- Wireless Servicing Manual.** By W. T. Cocking. 10s. 6d. Postage 5d.
- Valve Mecum 1948.** By P. H. Brans. 19s. (2 volumes). Postage 1s.
- Electronic Circuits and Tubes.** By Cruft Electronics Staff. 45s. Postage 9d.
- Classified Radio Receiver Diagrams.** By E. M. Squire. 10s. 6d. Postage 4d.
- We have the finest selection of British and American radio books. Complete list on application.**

**THE MODERN BOOK CO.**  
 (Dept. W.10)  
 19-23, PRAED STREET,  
 LONDON, W.2.

"SERVICE with a smile."—Repairers of all types of British and American receivers; coil rewinds; American valves, spares, line cord.—F.R.I., Ltd., 22, Howland St., W.1. Museum [1575]  
**R**ADIO MAINTENANCE SERVICE for guaranteed rewinds and repairs; armatures; F.H.P. motors, vac. units, portable tools, etc.; good deliveries.—139, Goldhurst Terrace, N.W.6. Mal. 6133. [3925]  
**"STURDY"** rewinds, mains transformers, chokes, and fields, first-class work, prompt deliveries and satisfaction guaranteed.—Sturds Electric Co., Ltd., Dipton, Newcastle-on-Tyne. [2430]  
**A** SECOND-to-none rewound service, reliable, neat, return of post service; your television requirements promptly executed, EHT, LHT and heater transformers; stamp for quotations.—R. E. F., 137a, Ashton Rd., Oldham. [3519]  
**T**RANSFORMERS, chokes, coils, etc., rewound; new transformers, supplied to any specification; W/W transformers a speciality; armature and motor rewound and reconitioned; quick service, all work fully guaranteed.  
**RADIO & TRANSFORMER SERVICES,** Manchester Rd., Hollinwood, Lancs. Tel. Fallsworth 2507. [4067]  
**24-HOUR** service, 6 months' guarantee, any transformer rewind, maintenance and i.f.s., etc.; all types of new trans., etc. supplied to specification; business heading or service card for trade prices.—Majestic Windink Co., 180 Windham Rd., Bournemouth.  
**L.T.P.** rewind service, all rewinds are layer wound, vacuum impregnated, pressure tested at 2,000volts and guaranteed for three months 48-hour service.—Enquiries London Transformer Products, Ltd., L.T.P. Works, Cobhold Estate, N.W.10. Tel. Willesden 6486.  
**METROPOLITAN RADIO SERVICE** for rewinds, mains and e.h.t. transformers, chokes and field coils; delivery 3-5 days; new transformers designed and manufactured singly or in quantities.—Metropolitan Radio Service Company, 1021, Finchley Rd., London, N.W.11.  
**W**E are specialists in the maintenance and repair of 35mm and 16mm sound and silent projectors of American, British and Continental makes, public address equipment, cinema audio amplifiers, and all associated equipment.—Postal enquiries to Godfrey, 851, Garratt Lane, S.W.17. [4326]  
**R**EWINDS.—Send your "burn outs" to be rewound; no technical data wanted; post transformer, etc., labelled with your name, address, and marked "for rewind"; our windings are double wound, interleaved and impregnated.—Southern Trade Services, Ltd., 297-299, High St., Croydon, Tel. 4870. [3110]  
**WRDK WANTED**  
**R**ADIO reviewers, engraving.  
**AMATEURS** and trade could take the opportunity of engraving problems in the future by getting in touch with N. Engraving, 19a, Windmill Rd., London, S.W.18, Brass, bronze, Etching, Perspex, dial engraving, etc. [4239]  
**COLE-BERNARD PRODUCTIONS, Ltd.,** for HIGH fidelity amplifiers, recording gear, tuning units, punched chassis to specification; customers' own equipment reahigned and serviced.—Despatch to 12, Chelverton Rd., Putney, S.W.15.  
**R**ADIO kits assembled from 25/-; send kit diagrams. Healey, 7, Firtree Rd., Hastings.  
**A**LUMINUM chassis and panels; any size manufactured quickly; holes punched for valve holders, etc., plain or cellulose finish.—E. A. D., 18 Broad Rd., Willingdon, Sussex.  
**W**E make wireless and radiogram cabinets for home and export; immediate deliveries.—Radiac, Ltd., 26, Brondesbury Rd., London, N.W.6. Maida Vale 8792, also Terminus 7447/8.  
**A.M. F.M., T.V.,** measuring and control gear designed and built to specification; I welcome enquiries from amateurs concerning difficulties with their own equipment.—J. Mort, B.C.I. A.M.I.E.E., BCM/HIFIDEL, London, E.C.1. [4137]  
**D**RAUGHTING, tracing and photoprinting services; estimates free; contractors to the Ministry of Supply and the Admiralty for drawing and tracing work to their requirements and specifications; sub-contracting work of this nature undertaken.  
**DRAWING & TRACING, Ltd.,** 456a, Ewell Rd., Tolworth, Surbiton. Tel. Elmbridge 7406. [4183]  
**F**IRST-CLASS transformers and chokes manufactured, stock lines available; also special manufacturers' components made to specifications; armatures and fields wound and motors assembled.—Avis & Baggis, Ltd., 140-141, Friar St., Reading, Berks. [2715]  
**MISCELLANEOUS**  
**"Q.S.L.s"** and "G.P.O." approved log books, samples free.—Atkinson Bros., printers, Elland. [3082]  
**MINERVA**—the name which means quality printing coupled with the finest possible service.  
**ALL** enquiries to Minerva, Elm Park, Romford, Essex. [4269]

**HILL & CHURCHILL LTD.**

BOOKSELLERS

**SWANAGE, DORSET**

Available from stock

Radio Amateur's Handbook (A.R.R.L.)	16/6
Electronics for Engineers—Markus & Zelfuff	36/-
Theory of Thermionic Vacuum Tubes—Chaffee	39/-
Frequency Modulation—Hund	27/-
Transmission Lines, Antennas, and Wave Guides—King	24/-
Electric Oscillation and Waves—Pierce	33/-
Microwave Transmission—Slater	24/-
Heavisides Operational Calculus—Berg	21/-
Telephony, Vol. I—Atkinson	35/-

Postage Extra.

CATALOGUE ON APPLICATION

**HIGH Q TOROIDAL INDUCTORS  
WAVE FILTERS  
EQUALISERS**

for Telecommunications  
and Electronics

**LYNCAR LABORATORIES**

29, Camborne Road, Morden, Surrey  
LB187Y 3247.

**NEW! THE SUTTON GOLDFIELD  
"E.E." TELEVISOR BOOK**

Includes Wiring Diagrams and  
full Constructional Details. **4/9** Post  
Free

Our Component List Available on Request.

**J.T. FILMER**

MAYPOLE ESTATE,  
BEXLEY, KENT.  
Tel. Bexleyheath 7267

**RANSOM  
FOR RADIO VALVES**

**SPEAKERS.** P.M. 3in., 12/6; 5in., 8/6; 6in., 9/6;  
8in., 13/-; 10in., 18/-; 12in., 45/-; 3in. with  
transformer, 16/-.

**CONDENSERS.** 1 mfd. 350 v., 1/-; 2 mfd. 150 v.,  
6d.; 2 mfd. 350 v., 2/-; 2 mfd. 350 v. Oil can, 1/8;  
4 mfd. 450 v., 2/6; 4 mfd. 600 v. Oil can, 3/-; 8 mfd.  
450 v., 2/6; 8 x 8 mfd. 450 v., 3/4; 16 mfd. 450 v.,  
2/3; 10 x 8 mfd. 350 v., 4/3; 32 mfd. 350 v., 4/11;  
25 mfd. 25 v., 9d.; 25 mfd. 50 v., 1/8; 50 mfd. 50 v.,  
2/4; 100 mfd. 15 v., 1/-; 5 mfd. 350 v., 9d.; 1 mfd.  
890 v., 7d.; 1 mfd. 4,000 v., 4/6.

**VOLUME CONTROLS** less switch, 2 meg., 3/-; 1 meg.,  
2/6; 75,000 ohm, 1/-; 3,000 ohm, 1/-.

**YAXLEY TYPE SWITCHES.** 6 pole 2 way, 2/6;  
3 pole 3 way 2 bank, 2/-; 3 pole 3 way 3 bank, 3/-;  
3 pole 4 way, 3/-; 4 pole 2 way, 2/-; 2 pole 4 way,  
3/8.

**VIBRATORS.** 4 pin 12 v., 4/6.

**CHASSIS** drilled, 14 1/2 in. x 5 1/2 in. x 2 1/2 in., 3/6.

**HAND MIKES,** 3/- each.

**MEGGER** Baldwin (Govt. Surplus), original price £15,  
few only, 85 each.

**SLEEVING** 1 mm. 12 yard coil, 9d. per coil.

**GARRARD AUTO-CHARGER** A.C. £16 11 5;  
A.C./D.C., £17.

**CRYSTAL PICK-UP,** 36/8 each.

**VALVES.** Most types available 10,000 stocked. All  
new, at official B.O.T. prices. Valve list available.

34, BOND STREET, BRIGHTON.

TECHNICAL, scientific MSS type and duplicated; rapid service.—5, Wydell Pl., Morden, Sy. Tel. Derwent 6808. [4295

WALNUT radiogram and television cabinets, manf. samp'es, few only, stamp details.—Walters, 501, Hale End Rd., E.4. [3956

FOR sale, 600 service manuals, all makes, send s.a.e. and pre-war, in good condition.—Balderson, Bury Rd., Theford, N.H. [4241

TRADE transfers, gold and black, your wording, 7 days' delivery; also decorative transfers; list free.—W. W. Axon, Jersey, C.I. [2160

SERVICE sheets for hire, reasonable terms.—Send s.a.e. for particulars to W. J. Herbert, 118, Gell Rd., Gell, Here, Rhonda, Glam. [4329

LONDON visitors to Radiolympia should stay at 98, Palace Garden Terrace, Kensington, London, W.8; 5 mins. to Olympia; bed and breakfast, doubles 20/-, singles 10/6.—Tel. Bayswater 5985

EXPOSURE meter components, light cell 6/6, meter movement 8/-, moulded case 9/-, assembly instructions and conversion s.a.e. reproductions 3/6.—G. R. Products, 78, Repton Rd., Bristol, 4. [4054

INSTRUMENT handles, chromium plated brass 3 1/2 in; 4 1/2 in; and 6 in; from 4/6 per pair; enquiries invited from manufacturers; postage extra.—British Electronic Industries, 307, 305, Burdett Rd., E. 14. [0031

RADIO supervisors and technicians should join their appropriate trade union, the Association of Supervisory Staffs, Executive and Technicians.—Write for free pamphlet to ASSET, 110, Park St., London, W.1. Tel. Mayfair 8541-2.

ENGRAVING.—Amateurs and trade require-ments, panels, plates, metal and plastic, attention to urgent deliveries; one knob or repetition equally entertained.—Call or write Newman, 19a, Windmill Rd., Wandsworth, London, Bucks. [4297

EX-GOVERNMENT steel instrument cases, copper plated and finished battleship grey, size 2 1/2 in long, 1 1/2 in high and 8 in deep, excellent condition, 12/6 with carrying handles, 10/- less carrying handles, plus 2/6 packing and carriage England and Wales.—Weatherheads, Bletchley, Bucks. [1454

FLUORESCENT 80watt.—Install the brilliant new lighting yourself; just purchase our control ballast, fitted with the tube holders, fully wired and tested on 210-240v. a.c., ready for use, but without the 5ft tube; 49/3; buy your tube locally.—Malden Transformer Supplies, 200-202, Cambridge Rd., Norbiton, Surrey. [0038

COPPER wires enamelled, tinned, Litz, cotton, silk covered, all gauges; BA screws, nuts, washers, soldering lags, eyelets; ebonite and laminated bakelite panels, tubes, coil forms; Tufnol rod; headphones, boxes, etc. latest radio publications, full range available; list s.a.e.; trade supplied.—Post Radio Supplies, 33, Bourne Gardens, London, E.4. [1454

**SITUATIONS VACANT**

Vacancies advertised are restricted to persons or employments excepted from the provisions of the Control of Engagements Order, 1947

**ARMY.**

REGULAR Commissions in R.E.M.E. APPLICATIONS are invited from young Engineers for Regular Commissions in the Corps of Royal Electrical and Mechanical Engineers.

2. CANDIDATES must:—

(a) BE British subjects or citizens of the Republic of Ireland.

(b) BE between the ages of 21 and 27.

(c) HAVE had at least 2 1/2 years (1 1/2 years for those holding an engineering degree) practical workshop experience as a pupil or student apprentice with an engineering firm or, in special cases, other appropriate employment, including previous service in the Armed Forces.

(d) HAVE an engineering degree of a British University; or

(e) HAVE passed, or have been exempted from Sections A and B of the Associate Membership Examination of the Institution of Mechanical Engineers or the Institution of Electrical Engineers. (Such exemptions include the Ordinary and High National Certificates, with endorsement, on a subject-for-subject basis.)

3. CANDIDATES accepted will be appointed initially to a Regular Commission in the rank of 2nd Lieut. with an ante-date up to a maximum of 2 1/2 years (up to 6 years for those with previous service) according to experience, for purposes of seniority and time promotion to Major (at 13 years seniority). Promotion to higher ranks is by selection.


CANDIDATES, if unmarried, will receive a minimum of £237 per annum in their first year's Commission; reserve—£273, with two years seniority—and £310 with four years' seniority. Accommodation and rations are provided (totaling £262) or allowances issued in lieu.

PAY and allowances for a Lieut. on appointment therefore total £535 per annum.

4. MARRIED officers, if aged 25 or over on appointment, receive, in addition, a marriage allowance of £338 per annum, if not accommodated in official married quarters (pay plus allowances totalling £671), £214 if they are so accommodated rent free and, if under 25, £196 per annum if not so accommodated.

5. AN outfit allowance of £90 is paid on first appointment to a regular commission.

6. APPLY to The Under-Secretary of State, The War Office, M.S.2(c), (24), London, S.W.1. For fuller details and application forms [4056



**I. F. TRANSFORMERS**  
are supplied  
**ALIGNED TO 465 KC/S**

(and sealed)  
at **12/-** pr.

with coloured lead-out wires  
**SIX "MM." IRON-CORED COILS**  
(High Permeability)  
at **2/3d.** each

cover all wavebands from 10 to 2,000 metres.  
Aerial, H.F. and Osc. types available (465 Kc/s I.F.)

Stocked by all good dealers, or in case of difficulty write direct to:—

**LONDON TELEVISION Co. Ltd.**  
694 LEA BRIDGE RD., LONDON, E.10  
Phone: LEY. 4380

**E. R. ENGINEERING Co. LTD.**

PRECISION SHEET METAL  
WORKERS

CASES—CABINETS—CHASSIS

152-154, Pentonville Road,  
Kings Cross, London, N.1. TER. 3172.

**THIS Does these**



**ACCURATELY and QUICKLY**  
Chassis, Brackets, Brackets, Conden-  
ser and Transformer clips—  
TREPANNING Steel or Aluminium  
Five sizes—12" to 36"

Full particulars from  
**A. A. TOOLS (W),**  
197a, WHITEACRE ROAD,  
ASHTON-UNDER-LYNE

**SUPACOILS**

PRESENT  
THE "FLYING FORTIES"  
THE MAGIC CARPETS OF RADIO WHICH  
CARRY YOU TO EVERY PART OF THE GLOBE!

**Model 40 Coil Pack.**—The 3-waveband  
superhet pack with provision for R.F. Stage,  
fitted throughout with adjustable iron cored  
coils and trimmers for absolute accuracy in  
padding and tracking. This pack is gaining  
more and more favour among experienced  
engineers and amateurs for its sound design,  
high quality workmanship and high  
sensitivity and selectivity..... 42,-  
or 47/- fully aligned.

**Model 40 Tuning Unit.**—This is now one  
of the most popular units for easy and  
efficient superhet construction. It consists  
of a Model 40 coil pack, pair "MM" I.F.  
transformers, 3-gang condenser and  
attractive dial. Components are 76/9  
aligned together as a unit in an actual re-  
ceiver, and sealed. No further alignment is  
required.

**OTHER COIL PACKS AND COMPONENTS  
FOR EVERY NEED AVAILABLE AT LOWEST  
PRICES.**

**FREE.** A Free Copy of the enormously suc-  
cessful HOME CONSTRUCTOR'S HAND-  
BOOK will be given to every purchaser. Or  
a copy can be obtained for 1/- from

**SUPACOILS (Mail Order Office)**  
98, Greenway Avenue, London, E.17

# M. WILSON LTD

## "White Rose Radio" TELEVISION

LONDON BIRMINGHAM  
Full size Blue Prints for our new T.R.F. television receiver. Magnetic, black and white picture tube. Built on one chassis, measuring only 14in. deep, by 11in. wide, x 16in. high with picture tube in position.

### Brief Specification

16 valves including two double valves. Four stages of R.F. amplification on both sound and vision. (E.F.50's) T.R.F. circuit, wide band stagger tuned. Diode detection. One stage of V.H.F. Interference suppressors on both sound and vision. Synchronising valve (E.F.50). Gasfilled line and frame oscillators (T41's), line output valve (E.L.38), frame output valve (E.L.33). E.H.T. is taken from a voltage doubler "Westinghouse" rectifier system in the line output transformer circuit. An infinite impedance detector is used for quality sound, feeding an output tetrode (6V6) with negative feedback. H.T. for sound, vision and timebase is taken from a mains transformer with an extremely well smoothed output. Full wave rectification. 4 control knobs in front—Brightness, Volume, Focus, Contrast. Variable controls at rear—for sensitivity, sound interference and vision interference. Pre-set controls for width, eight, speed and linearity.

### EASY TO BUILD

Chassis ready drilled, all best quality components. When made properly, we claim for this receiver—GOOD detail, good interlacing, a good bright picture, steady, interference free and exceedingly good quality on sound.

Working well outside the fringe area given a good aerial and geographically well situated. BLUE PRINTS, one theoretical, and two full size practical, and priced list of parts, 10/-.

## OUR NEW HIGH FIDELITY TUNING UNIT

Brief specification. One R.F. stage, F.C. with separate oscillator, I stage of I.F., using our new I.F. transformers, iron core, permeability tuned, with a "Q" of 155, feeding into second detector of the cathode follower type, using our new Audio Filter Unit. Fitted with its own power pack and smoothing ready to attach to any good L.F. amplifier.

Main tuning control, no band-spreading required, sensitivity control working on the first R.F. valve. I.F. gain control with selectivity control incorporated, 6 wave-band switch. The chassis is built of 16 s.w.g. aluminium, rigid corners, box type 6 wave-band coil unit, fitted with our latest iron core high "Q" coils, completely screened. A.V.C. Magic Eye tuning indicator. Measurements 9½ x 8½ x 11in. high. We honestly believe this to be the finest tuning heart on sale, for sensitivity, selectivity, and the high fidelity obtained on the medium wave-band, due in measure to the cathode follower detector valve with its distortionless output, in conjunction with its filter system. Price £25 including purchase tax.

## RADIOLYMPIA

We are open in the evening till 8 p.m. during the Radio Exhibition at Radiolympia and we shall be pleased to demonstrate all our models including our new amplifier and High Fidelity H.F. Unit. To North Country readers, Opening shortly—Our Leeds Branch.

**307, HIGH HOLBORN,**  
LONDON W.C.1. Phone: HOLborn 4631

### GOVERNMENT OF IRAQ.

CHIEF Radio Engineer required for Basrah Port Directorate for one tour of three years in first instance. Salary I.D.80 rising to I.D.110 a month. Cost of living allowance between I.D.10 and I.D.14 a month. (Iraq Dinar 1 equals £1.) Provident Fund. Free passages. Candidates must possess P.M.G. 1st class certificate in wireless telegraphy and be A.M. Brit. I.R.E. or hold City and Guilds Final Certificate in Radio Communication; or alternatively be A.M.I.E.E. with specialist knowledge of telecommunication work. They must have practical experience of commercial wireless transmitters and receivers and electrical equipment. Experience at large civil airport an advantage. Apply at once by letter, stating age, whether married or single, and full particulars of qualifications and experience and mentioning this paper to the Crown Agents for the Colonies, 4, Millbank, London, S.W.1, quoting M/N/24877 (3B) on both letter and envelope. The Crown Agents cannot undertake to acknowledge all applications and will communicate only with applicants selected for further consideration. [4160]

### CROWN Agents for the Colonies.

WIRELESS operator/mechanic required for the Nyasaland Government Aviation Department for 2 to 3 years with prospect of permanency; commencing salary according to age, qualifications and experience in the scale £490 to £865 a year; outfit allowance £30; free passages; candidates over 25 and preferably single, must have had at least 4 years' secondary education and be able to transmit and receive Morse at 25 words per minute, in plain language, and code groups at 20 groups per minute; they must have a knowledge of the maintenance of radio transmitters and of diesel electric plants up to 15kw, the installation and maintenance of V.V.F.D.F. equipment, the theory and design of aerial systems, and of radio theory and workshop experience.—Apply at once by letter, stating age, whether married or single, and full particulars of qualifications and experience, and mentioning this paper, to the Crown Agents for the Colonies, 4, Millbank, London, S.W.1, quoting M/N/24898 (3B) on both letter and envelope. The Crown Agents cannot undertake to acknowledge all applications and will communicate only with applicants selected for further consideration.

### THE RADIOCHEMICAL CENTRE.

APPLICATIONS are invited for the following appointments:—

(a) A PHYSICIST to take charge of health services concerned with the detection and control of radiation hazards in radiochemical laboratories.

(b) A PHYSICIST to take charge of a section engaged in the standardisation of natural and artificial radioactive substances.

APPLICANTS should be men or women of good professional standing, preferably with previous experience of radioactive work, who are capable of developing the work on their own initiative. They will be required to pass a medical examination, and should be between the ages of 25 and 45. Good salaries will be offered to those having the required experience and qualifications. A superannuation scheme is in force, and in some cases houses will be available at Amersham. Successful candidates will be appointed to the staff of Thorium, Ltd. (Managing Agent to the Minister of Supply) to whom applications should be sent at 10, Princes St., Westminster, London, S.W.1. [4162]

### HIS MAJESTY'S Colonial Service, Northern Rhodesia.

VACANCIES exist for recording engineers to operate and maintain mobile and static recording equipment on both tape and disc types; the appointments are on contract/gratuity terms for one tour of approximately 3 years; the salary scale is £670 to £900 per annum, point of entry depending on age, qualifications and approved war service; where Government quarters are provided 10% of salary is deducted for rent; free passage is provided for the officer on first appointment and on leave; income tax is at local rates which are very much lower than those in the United Kingdom; leave on full salary is granted at the rate of 5 days for each completed month of resident service; candidates must be between the age of 25 and 40 and possess qualifications at least equivalent to the B.E.C.D. Grade examination for broadcasting engineers and should have at least 7 years' experience of all systems of sound recording, including disc and tape; they should have a fair knowledge of design and construction, installation and maintenance of apparatus both mechanical and electrical for the recording of sound on both mobile and static equipment; an aptitude in the use of tools is necessary and ability to drive a car essential; married men should not apply; men of initiative, capable of working on their own, are required; preference will be given to candidates with ability and experience in programme production.—They should write forthwith for form of application and further particulars to the Director of Recruitment (Colonial Service), Sanctuary Building, Great Smith St., S.W.1, quoting the reference No. 27323/19. [4170]

SENIOR television engineer required by progressive manufacturers in North London area; only applicants with responsible experience need write. Box 8335. [4195]

### MAINS TRANSFORMERS, FULLY INTERLEAVED, SCREENED AND IMPREGNATED. ALL PRIMARIES ARE 200/250 v.

#### Half Shrouded

HS63. Output 250/0/250v. 60 m/a. 6.3v. at 3 amps. 5v. at 2 amps. ....	15/6
HS40. Windings as above. 4v. at 4 amps. 4v. at 2 amps. ....	15/6
Output	
HS2. 250/0/250v. 80 m/a. ....	17/6
HS30. 300/0/300v. 80 m/a. ....	17/6
HS3. 350/0/350v. 80 m/a. ....	17/6
HS2X. 250/0/250v. 100 m/a. ....	19/6
HS30X. 300/0/300v. 100 m/a. ....	19/6
HS3X. 350/0/350v. 100 m/a. ....	19/6

#### Fully Shrouded

Output	
FS2. 250/0/250v. 80 m/a. ....	19/6
FS30. 300/0/300v. 80 m/a. ....	19/6
FS3. 350/0/350v. 80 m/a. ....	19/6
FS2X. 250/0/250v. 100 m/a. ....	21/6
FS30X. 300/0/300v. 100 m/a. ....	21/6
FS3X. 350/0/350v. 100 m/a. ....	21/6
All the above have 6.3-4-0v. at 4 amps. 5-4-0v. at 2 amps.	
FS43. Output, 425/0/425v. 200 m/a. 6.3v. 4 amps. C.T. 6.3v. 4 amps. C.T. 5v. 3 amps. Fully shrouded ....	42/6
FS50. Output, 450/0/450v. 250 m/a. 6.3v. 2 amps. C.T., 6.3v. 4 amps. C.T., 5v. 3 amps. Fully shrouded ....	62/6
F30X. Output, 300/0/300v. 80 m/a. 6.3v. 7 amps. 5v. 2 amps. Framed, Flying Leads ....	26/6
F35X. Output, 350/0/350v. 250 m/a. 6.3v. 6 amps., 4v. 3 amps., 0-2-6.3v. 2 amps. Fully shrouded ....	59/6

### FILAMENT TRANSFORMERS

F4. Output, 4v. 2 amps. ....	7/6
F6. Output, 6.3v. 2 amps. ....	7/6
F12. Output, 12.6v. tapped 6.3v. at 3 amps	15/6
F24. Output 24v. tapped 12v. at 3 amps	21/6
F12 and F24 framed with Flying Leads	
FU6. Output, 0-2-4-5-6.3v. at 2 amps.	9/-
F29. Output, 0-2-4-5-6.3v. at 4 amps.	15/-
FU6 and F29 clamped with Flying Leads.	
F5. Output, 6.3v. at 10 amps, 5v. at 10 amps, 12.6v. at 5 amps, 10v. at 5 amps. ....	31/6
F6/4. Output, Four at 6.3v. tapped at 5v. at 5 amps. per winding, giving by suitable series and parallel connections 24v. at 5 amp.; 20v. at 5 amp.; 18v. at 5 amp.; 15v. at 5 amp.; 12.6v. at 10 amp.; 10v. at 10 amp.; 6.3 v. at 20 amp.; 5v. at 20 amp. ....	47/6
F5 and F6/4 framed with Flying Leads	

### OUTPUT TRANSFORMERS

MOPI. Ratios 26, 46, 56, 66, 90, 120-1. 50 m/a max current. C.T. for Q.P.P. Class B etc. Secondary 2/4 ohms. Top panel and clamped, each ....	5/-
OPI. Midget Power Pentode, ratios 30, 60, 90-1, 40 m/a, Secondary 2/3 ohms. each ....	3/2
OP2. Midget Pentode, ratios 45-1, Secondary 2/3 ohms, 40 m/a. per doz. ....	33/-
OP10. 10/15 watts output. 20 ratios on Full and Half primary ....	16/3
OP30. 30 watts output, 20 ratios on Full and Half primary ....	23/9
Williamson's O.P. Transformer to Author's specification ....	£3/12/6
The following framed with Flying Leads.	
EHTU. Tapped EHT, 1500v.-2000v.-2500v.-3000v. up to 5 m/a, 2-0-2v. at 1.5 amps, 4v. at 1.5 amps. ....	42/6
EHT.1. 1000v. 5 m/a. 2-0-2v. 2 amps., 4v. 1.1 amps. ....	32/6
EHT.2. 2000v. 5 m/a. 2-0-2v. 2 amps., 4v. 1.1 amps. ....	35/-
EHT.25. 2500 v. 5 m/a. 2-0-2v. 2 amps., 4v. 1.1 amps. ....	36/6
C.W.O. (add 1/- in £ for carriage), all orders over £2 carriage paid.	

**H. ASHWORTH** (Dept. W.W.)  
676 GT. HORTON RD., BRADFORD, YORKS

100 kcs.  
QUARTZ  
CRYSTAL  
UNIT

Type  
Q5/100



**for Secondary Frequency Standards**

★ Accuracy better than 0.01%. ★ Temperature coefficient 2 parts in a million per degree Centigrade temperature change. ★ Gold electrodes applied by cathodic sputtering direct to the faces of the crystal, giving permanence of calibration. ★ Simple single valve circuit gives strong harmonics at 100 kcs. intervals up to 20 Mcs. ★ Octal based mount of compact dimensions. PRICE 45/- Post Free

Full details of the Q5/100 including circuit are contained in our leaflet Q1. Send stamp to-day for your copy.

**THE QUARTZ CRYSTAL Co., Ltd.**

63-71 Kingston Road,  
NEW MALDEN, SURREY  
Telephone: MALDEN 0334

**COPPER WIRE ENAMELLED, SILK, D.C.C., etc.,** most sizes.  
**INSULATING MATERIALS,** Empire cloth, leatheroid, paxolin, sleeving, etc.  
**MOTORS A.C. & D.C.** up to 1 h.p. a speciality  
Send S.A.E. for list to  
**STAN. HOLT,**  
349, HIGH ST. SMETHWICK, STAFFS.  
Telephone: WOODGATE 3789

**ELECTRONICS  
DUPEY  
LTD.**  
CRANMER AV. EALING. W 13.

Transformer and Coil Manufacturers to the Trade  
Telephone: EALING 5988

My health recovery rate has  
slowed down.  
Demonstrating near Radiolympia  
is "out."

So for the present is Pick-up  
production.

Our "Allies" Messrs. Lowther  
are licensed under my Pick-up  
Patent No. 538058.

VISIT STAND 165 NATIONAL HALL  
and see their design, also other items of:—

**LOWTHER-VOIGT EQUIPMENT**

P.G.A.H. Voigt



**VOIGT PATENTS LTD.,**  
c/o BCM/Voigt, London, W.C.1.

**TELEVISION** service engineer.

A LEADING manufacturer requires the full time services of a qualified outside mobile service engineer; must be able to drive; this is an important position and only men of wide technical experience are asked to apply.—Submit in writing your full particulars and state salary required to Mr. Shepherd, Manager, Service Department, E. K. Cole, Ltd., Somerton Works, Southend-on-Sea. [4173]

**UNIVERSITY OF GLASGOW.**

APPLICATIONS are invited for the post of special technician for work in the field of electronics as applied to the biological sciences; salary scale £450-£550 per annum.—Applications should be sent to the Secretary of the University Court, The University, Glasgow, W.2. [4168]

**CROWN** Agents for the Colonies.

**WIRELESS** operators required for Government of Falkland Islands Dependencies Survey for service in the Antarctic for one tour of 18 or 30 months; salary £325 a year, free quarters, food and clothing and free passage in research ship leaving United Kingdom in October; candidates unmarried and not over 30, must be able to transmit and receive Morse at 25 words a minute and be capable of maintaining internal combustion engines and diesel generator sets.—Apply at once by letter stating age and full particulars of qualifications and experience and mentioning this paper, to the Crown Agents for the Colonies, 4, Milbank, London, S.W.1., quoting M.N./24761(3B) on both letter and envelope. The Crown Agents cannot undertake to acknowledge all applications and will communicate only with applicants selected for further consideration.

**HIS MAJESTY'S COLONIAL SERVICE.**

**NORTHERN RHODESIA.**

A VACANCY exists for an Assistant Broadcasting Engineer. The appointment is non-pensionable but on completion of at least 30 months' residential service the officer appointed will receive a gratuity of £25 for each completed 3 months' service. The salary scale is £870 to £1,000 per annum, point of entry depending on age, qualifications and approved war service. Where conditions and approved war service. Government quarters are provided 10% of salary is deducted for rent. Free passages are provided for officer and wife on first appointment and on leave. Children's passages are provided up to the cost of one additional adult passage. Free rail fare from port of disembarkation to Northern Rhodesia for officer, wife and family on first appointment and on leave. Income tax at local rates, which are very much lower than those in the United Kingdom.

THE tour of service is 3 years. Leave with full salary is granted at the rate of 5 days for each completed month of residential service. CANDIDATES must be Corporate Members of the Institution of Electrical Engineers or hold equivalent qualifications exempting them from Parts A and B of the examination for Associate Membership. In the case of candidates with long experience the B.B.C. Grade D Examination for either transmitter or Television Engineers will be accepted. They should also have had at least 7 years' experience of radio broadcasting in all its branches, preferably with the B.B.C., administrative experience, and experience of installation and use of mobile units for outside broadcasting and recording purposes is desirable. Candidates who are Established Officers of the British Broadcasting Corporation should apply through their Establishment Officer; others should write forthwith for a form of application and further particulars to the Director of Recruitment (Colonial Service), Sanctuary Buildings, Great Smith St., London, S.W.1, quoting reference No. 28323/18. [4167]

**MINISTRY OF CIVIL AVIATION.**—Appointment of radio mechanics, Grade II.

APPLICATIONS are invited for appointment as radio mechanics Grade II at Civil Aviation Radio Stations in the United Kingdom. Candidates will also be liable for tours of duty overseas. Candidates must be at least 21 and under 40 years of age at the time of application, and must possess a knowledge of one or more of the following radio aids for navigation: Direction finding, Loran, Gee, radar beacons, A.C.R. or G.C.A. They should also have had practical experience in the use of tools, filing, drilling, hard and soft soldering, cabling and wiring, and be experienced in the use of electrical and radio measuring instruments, including cathode ray oscilloscopes. The possession of City and Guilds Certificates in radio communication and technical electricity will be an advantage. The weekly rates of pay (inclusive London rates, subject to abatement for service in the provinces) will be 125/- on appointment at age 25 or over, then by annual increments of 5/- to a maximum of 145/-. The entry rates will be subject to a deduction of 3/- for each year of age below 25. Candidates should apply by postcard for a form of application to the Ministry of Civil Aviation, Establishment Branch (B), 10, Fleet St., London, E.C.4, quoting reference Est/174. [4190]

H.M.V. dealer (S.E. London) requires television engineer, able to drive; wages 26 to £7.—Full details to Box 8480. [4227]

SERVICE engineer, experienced in commercial servicing, good conditions; student considered.—R.T.S., Ltd., 5, Gladstone Rd., Wimbledon, S.W.19. [4331]

**Lyons Radio**

**CALIBRATORS RANGE CD/CHL.** This unit contains a complete A.C. power pack comprising mains transformer for 230 v. 50 c.p.s. input, with outputs of 250-0-250 v. at 25 mA, 6.3 and 4 v. at 2 A. L.F. Choke rated at 50 H. at 25 mA, and rectifier valve type U3, other useful gear fitted are 3 valves type ARP36 (8P61) and 163.86 Kc. crystal resistors etc. Fitted in case 10 1/2 in. x 7 1/2 in. x 9 in. (in new condition). PRICE 32/6. Carriage 3/-. [4173]

**RADIOLYMPIA.** We are holding a special sale during the period of the Radio Show. K1155's with valves from 85/-, communications receivers at 85/- meters from 2/6, ex-tow. transmitter chassis from 3/- etc. We are only a 1/2d. ride from Olympia (No. 11 bus passes our door), why not call round and secure some bargains at clearance prices?

**INDICATOR UNIT TYPE 157.** A radar unit fitted with C.R. tube type VCR97, 16 VR65's, 2 VR54's, 2 VR92's, condensers, resistors, Muirhead slow-motion, drive etc. Condition practically as new. PRICE £3/17 6. Carriage 7 6.

**ELECTRIC MOTORS.** These useful motors are for 12 or 24 v. D.C. operation. They are brand new Govt. surplus, and measure approx. 2 1/2 in. dia. by 3 1/2 in. long. PRICE, either voltage 12 6. Post 1/-.

**RADIO VALVE ENCYCLOPAEDIA.** A right up to the minute work containing data on over 14,300 U.S.A., British, Services and European Receiving, Transmitting and C.R. tubes etc. PRICE 42/- Post 1/-. [4173]

**3 GOLDHAWK ROAD,  
SHEPHERDS BUSH, LONDON, W.12**

Telephone: Shepherds Bush 1729

**TRANSFORMERS & COILS  
TO SPECIFICATION.**

MANUFACTURED OR REWOUND  
Filter Coils + 1% a Speciality.

**JOHN FACTOR LTD.,**  
9-11 EAST STREET, TORQUAY, DEVON.  
Phone: Torquay 2162



**THE  
SERVICE ENGINEER'S  
FIRST CHOICE**

**AMPLIFIERS Quality  
KIT for  
HOME CONSTRUCTORS**

A complete set of components to construct a 10 watt amplifier including Woden potted mains transformer, 5 valves, 10 in. speaker with transformer. Components of the highest quality. No Govt. surplus. Three switched inputs, negative feedback, push-pull output, tone control, steel chassis. Suitable home or small hall.

Cash with order. Price complete to  
the last screw  
**BEEHOVEN LTD., £7-10-0**

Chapel Lane, Sands, HIGH WYCOMBE.  
Telephone 1152/3

"Its main quality is that it does not sound like a pick-up, just as the best loudspeaker system is the one which sounds least like a loudspeaker."

G. A. Briggs,  
"Sound Reproduction."

**LOWTHER MOVING COIL PICK-UP**, fitted with a diamond reproducing point (to which the above refers) is an **EXCELLENT BEGINNING** to your reproduction from discs and

**LOWTHER P.M.2.—P.W.1 LOUDSPEAKER** is the most outstanding combination for natural reproduction and therefore a **PERFECT COMPLEMENT** to your electro-acoustic equipment.

MEET US ON

## STAND 165 RADIOLYMPIA

or write for further details to:—

"The Laboratory Production Unit"  
**THE LOWTHER MANUFACTURING CO.**

Lowther House, St. Mark's Road,

Bromley, Kent

RAV. 5225

# Pennine RADIO



## AUDIO SIGNAL GENERATOR

- HIGH STABILITY
- WIDE RANGE 40-16000 C.P.S.
- LOW PRICE
- 3 WATTS OUTPUT

LIST PRICE **£9-9-0**

Write for Particulars

**PENNINE AMPLIFIERS**  
SOUTHGATE, ELLAND, YORKS, ENG.

Tel.: Elland 2107

**FERRANTI, Ltd.**, have vacancies at their radio works, Moston, Manchester, for: (a) **SENIOR** development engineers with responsible experience in the design of domestic television receivers. (b) **DEVELOPMENT** engineers with honours degree or equivalent technical qualifications; preferably with some experience of circuit design for domestic television and radio. **SALARY** on a liberal basis, according to qualifications and experience.—Application forms from the Staff Manager, Ferranti, Ltd., Hollinwood Lanes. [4029]

**A** PPLICATIONS are invited by the Ministry of Supply for the following appointments in the Division of Atomic Energy:—**WINDSCALE WORKS, Sellafield, Cumberland**—Shop manager (electrical) to be responsible to the assistant manager (electrical) for the operation and maintenance of the electrical distribution system, the maintenance of all electrical apparatus in the factory, and installations serving the factory comprising 132, 33, 11, 6.6 and 0.415kv distribution systems with supervisory control, 11kv motors with automatic control gear, 11kv motors, mercury arc rectifiers, emergency diesel generating sets, d.c. motor generators and large nickel cadmium batteries. Candidates must have served a recognised apprenticeship and must either have an honours degree in engineering, corporate membership of one of the Institutions of Civil, Mechanical or Electrical Engineers, or have passed examinations recognised by any of these Institutions as granting exemption from Sections A and B of their examination for associate membership; they should have had experience in the type of duties specified. Salary will be assessed according to qualifications and experience within the range £370-£720 per annum (if over 30) and according to age within the range £330-£545 (if under 30). Candidates will normally be confined to natural born British subjects, born within the United Kingdom or one of the self-governing Dominions, of parents similarly born.—Applications should be addressed to Staff Section, Division of Atomic Energy (Production), Risley, Warrington, Lancs. [4250]

**S**ERVICE and installation engineer required for electronic equipment, previous experience essential.—Apply Furzehill Laboratories, Ltd., Elstree 1137. [4164]

**MINISTRY OF SUPPLY** invite applications from radio engineers for appointment as technical author in the Air Technical Publications branch at Malvern, Worcs. THE duties involve collecting information from research, design, manufacturing and other sources and preparing therefrom official publications for the instruction of technical personnel in the Services on the theoretical and practical aspects of airborne and ground centimetric radar equipment; applicants should possess good instructional ability in scientific or technical subjects, or experience in writing or editing publications on such subjects.

A **DEGREE** in engineering, or in physics is required, but applicants holding lower qualifications, such as Higher National Certificate in radio or radar engineering will be considered: in any case attainment of a good standard in physics and mathematics is essential; preference will be given to candidates holding corporate membership of the Institution of Electrical Engineers or who have passed examinations recognised by the Institution as granting exemption from sections A and B of their associate membership examination.

**A** PPLICANTS must have had either: (i) several years experience of centimetric radar apparatus and techniques in the research and development department of a leading manufacturer or in a Government research establishment, or (ii) extensive experience in a position of technical responsibility in the Services on the operation and maintenance of such equipment. The salary offered will be up to £720 per annum, depending on age, qualifications and experience. The post is unestablished, but opportunities to compete for established posts may occur later. Write, quoting D 316/49-A, to Ministry of Labour and National Service, Technical and Scientific Section (R), York House, Kingsway, London, W.C.2, for forms of application, which must be completed and returned within 14 days of the appearance of this notice. [4251]

**EX-RADAR** mechanics with experience on ground radar equipment in the Forces, on installation or maintenance work, are invited to write quoting Ref. 704 to Box 7771. [4050]

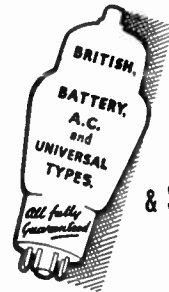
**VACANCY** exists for scientifically minded person, preferably with experience, to undertake the processing of quartz crystals.—Write, stating wages required, to Box 8484. [2626]

**ELECTRICAL** engineer wanted, specialist in high frequency work, hardening and heat treatment of metals; should have experience in general power engineering.—Box 7978. [4082]

**R** EQUIRED by well-known radio manufacturers in West London, television and radio service engineers for both field and workshop; remuneration for 5-day week dependent on qualifications.—Apply Box 8384. [4181]

**S** ENIOR, junior engineers and boys required (pref. radio amateurs) for transmitters/receivers, etc.—Write only full details of experience, sal. req., etc., to "Q-MAX" (Electronics), Ltd., 10, Little Turnstile, W.C.1. [4180]

J. BULL



& SONS

**VALVES.** All types for Radio and Television in stock, all new, at B.O.T. prices. Please order C.O.D. or remit with order. Comprehensive lists sent by return.

**AMERICAN Service Manuals**—a BARGAIN. Greatly reduced from 12/6 each Volume to 12/6 for three Volumes as follows:—R.C.A. Victor, G.E., Emerson, Stewart-Warner, Fada. These give Circuit Diagrams, Component Valves, Alignment Data and practical layouts of all the popular American Receivers imported to this Country. Limited quantity available. The three Manuals 12/6 only. Orders supplied in Rotation.

**EASY TERMS** again on all **TAYLOR** meters. Please ask for illustrated catalogue and application form.

**TELEVISION.** A modern home-built TELEVISOR, its Design and Construction, published by "Electronic Engineering," illustrated, 2/6. Blueprint for above, 3/6. All components supplied are true to specification. List sent.

**BOOKS** on every aspect of Radio in stock. We shall be pleased to send special list Valve Equivalent charts with quick reference Index, 2/8 post free.

### OTHER BARGAINS

Pocket Sports Binoculars .....	17/6
Theatre Glasses .....	40/6
Sports Binoculars with Lanyard .....	42/9
"Quick Sight" Binoculars .....	4/6
Spectacle Binoculars .....	£4.15.0 or 7/6
Telescopes 3X, 4 sections .....	25/-
Microscopes 44X .....	4/-
Compass (Magnetic) .....	4/6
Smith's Wall Thermometers .....	57/6
Photo-Magic Cameras .....	14/6
10ft. Rods (Fishing or Aerial) .....	5/6
14ft. 7-section Rods, Aerial .....	10/-
9ft. Telescopic Aluminium Mast .....	15/-
Radio Extension or Microphone .....	15/-
Radio NANNY, mother's help .....	52/6
Vibro-Tool, elec. Engraving Machine .....	15/-
Vibro-Arc, elec. Engraving Pen .....	10/-
Vibro-Arc, elec. Engraving Pencil .....	7/6
Embossing Kits .....	10/6
Radio and Electrical Repairs Book .....	18/9
Thermal Massager AC/DC .....	74/5
Vibro Massager .....	94/6
Portable Sewing Machines .....	15/6
"Padhacksaw" cuts anything .....	8/-
Babies' Hot Water Food Plates .....	6/6
Scientific Cycle Locking Device .....	8/6
"The Complete Handyman" .....	9/6
Electric Tie Irons, half price .....	1/6
Razor Blades, surgical steel .....	23/6
Pocket Photo Cameras and 3 films .....	23/6
Wonder Crystal set and Headphones .....	3/6
Test Prods, P.V.C. insulated .....	6/6
Scratch Remover Kits .....	

Plus postage. Remit or C.O.D.

### STOP PRESS

**EX-W.D. CHASSIS** with valves in brand new condition as follows: 1R5, 1T4, 1S5, 1S4, 27/6.

**MORSE BUZZER** training set, Silver point fitted clapper, twin coil buzzer, adjustable for high and low pitch, with diagram on back, 5/-.

**JEWELTONE** straight type, sapphire needle housed in plastic container 6/-. "Servisol" 5/- (Please mark envelope W.W.)

RADIO **BULLS** VALVES  
246 HIGH ST. HARLESDEN H.A.10

**MUMETAL and RADIOMETAL TRANSFORMERS and CHOKES**

As Specialists with many years of experience we can design and supply practically any type of transformer or choke with a nickel-iron core for use on a band within the frequency range

**1 cs to 150 kc/s**

Available for rapid delivery—Microphone Transformers, Input Transformers, Line Transformers, Pickup Transformers, Output Transformers, Rectifier Transformers, Vibrator Transformers, High Fidelity Transformers, Recorder Transformers, Midget Transformers, High Q Chokes, High Inductance Chokes, etc., with or without Mumetal Shields.

**MAINS COMPONENTS ARE ALSO STOCKED.**

**SOWTER TRANSFORMERS**

**E. A. SOWTER, 1-B HEAD STREET, COLCHESTER.**

Phone: COLCHESTER 5459.

**MINIATURE RELAY**

D.C. up to 24 volts TYPE MIN/ST

DOUBLE POLE CHANGE-OVER CONTACTS.



SIZE  
1 1/2" x 1 1/2" x 1"

Ask for List 124/WW

**LONDEX LTD**

Manufacturers of Relays

297, ANERLEY RD., LONDON, S.E.20. SYDenham 6258-9

**ENGINEERS!**

Whatever your age or experience, you must read "ENGINEERING OPPORTUNITIES". Full details of the easiest way to pass A.M.I.Mech.E., A.M.I.E.E., A.M.I.C.E. CITY & GUILDS, MATRIC., etc. on "NO PASS—NO FEE" terms and details of Courses in all branches of Engineering—Mechanical, Electrical, Civil, Auto., Aero., Radio, etc., Building, etc. If you're earning less than £10 a week, tell us what interests you and write for your copy of "ENGINEERING OPPORTUNITIES" today—FREE!

**176 PAGES Free!**



**B.I.E.T.**

387, Shakespeare Hse., 17-19, Stratford Place, London, W.1.

BRITISH INSTITUTE OF ENGINEERING TECHNOLOGY

**CUT OUT THE NOISE, BUZZ & CRACKLE WITH A NAPP**

MAINS INTERFERENCE SUPPRESSOR, AN EFFICIENT SCREENED UNIT OF 1st CLASS CONSTRUCTION, TWIN FILTER CHOKES, FUSED, HIGH VOLTAGE CONDENSERS WITH TERMINAL CONNECTIONS. SUITABLE FOR TELEVISION, RADIO & SMALL ELECTRICAL APPLIANCES.

**SATISFACTION GUARANTEED OTHERWISE MONEY REFUNDED 18/6**

WHOLESALE ENQUIRIES INVITED.

**THE COVENTRY COMPANY**

191, DUNSTABLE ROAD, LUTON, BEDS.

APPLICATIONS are invited by the Ministry of Supply for the following unestablished appointments in the Division of Atomic Energy (Production), Springfields Factory, nr. Preston: (A) ASSISTANT manager (instruments) to be responsible for the maintenance of a wide range of industrial and electronic instruments and the development of new instruments. (B) SHOP manager (instruments) to be responsible to the above for the development of new instruments.

CANDIDATES must either possess an honours degree in engineering or physics, have corporate membership of one of the Institutions of Civil, Mechanical or Electrical Engineers, or have passed examinations granting exemption for associate membership or have associateship of the Institute of Physics; practical experience of industrial or electronic instrumentation is essential for (A) and desirable for (B). SALARY will be assessed for (A) according to qualifications and experience within the range £720-£960 per annum; or (B) according to qualifications and experience within the range £570-£720 (if over 50) and according to age £330-£545 (if under 30).

CANDIDATES will normally be confined to those born British subjects, born within the United Kingdom or one of the self-governing Dominions, or parents similarly born.

APPLICATIONS should be addressed to Staff Section, Division of Atomic Energy (Production), Risley, Warrington. [4182]

RADIO service engineer, preferably with television experience; good technical standard necessary; permanent position for approved applicant; wage according to ability.—Messrs. Barnes & Avis, Ltd., 140-141, Friar St., Reading.

**TAYLOR ELECTRICAL INSTRUMENTS, Ltd.**

have a vacancy for a senior development engineer, with experience in design of radio and electrical testing equipment.—Write, giving full particulars of experience and salary required, to Montrose Av., Slough, Bucks. [4185]

**JUNIOR** laboratory assistant required by gramophone accessory manufacturers, knowledge of sound reproduction, with mechanical aptitude, required; metric standard; good opening for keen person; write stating age, salary and qualifications.—Box 8483. [4234]

**TECHNICAL** sales engineer required for sales of water-cooled valves, previous experience essential; please state experience in technical qualifications, age, salary to Box 638, c/o Dorland, 18, Regent St., London, S.W.1. [4163]

**TELEVISION** service engineers required by manufacturers to carry out servicing, instruct in service technique and take charge of servicing workshops; previous experience essential; must be able to drive; location Birmingham.—Apply, quoting Ref. 711, to Box 8391. [4206]

**ELECTRICAL** component manufacturers require man for maintenance of test equipment; applicants must be experienced and possess good knowledge of relay and valve technique; West London area; 5-day week.—Write, stating age, experience, and wages required, to Box 8558.

**RADIO** installation engineers with experience of aircraft or ground station radio equipment required by large manufacturer in East London; the applicants selected will be required to carry out installation work on site.—State full details of experience and salary required to Box 8390. [4205]

**EXPERIENCED** sales manager, with wide knowledge of the home and export market, required by progressive radio manufacturers in North London area; only applicants with responsible experience need apply.—Write fully, in confidence, stating age, experience and salary required to Box 8386. [4196]

**SERVICE** manager in West End; sound technical background, although actual hearing aid experience not essential; appointment will entail interviewing clients and handling correspondence; salary £450-£500; company's staff aware of vacancy.—Box 8179. [4171]

**REQUIRED** by South-West London factory, test engineers for radio, audio and electronics apparatus, and one or two young persons with limited skill and experience of above; applicants must state experience, qualifications and wages required.—Box WW225, L.P.E., 110, St. Martin's Lane, W.C.2.

**TELEVISION** development engineer required by the Plessey Co., Ltd.; a suitable applicant should have several years' experience in television circuit development and adequate technical knowledge.—Kindly submit written application, stating full details to Personnel Manager, The Plessey Co., Ltd., Ilford, Essex. [4179]

**CONSULTING** engineers, Westminster, require contract engineer to assist in light current work, must be prepared to handle correspondence and reports relating to communications and allied subjects; knowledge of circuit or carrier telephony an advantage; degree followed by 2-3 years' industrial experience desirable.—Applications to Box 8481. [4228]

**ELECTRICAL** engineer required for progressive position, qualifications degree or equivalent in physics or electrical engineering with at least three years' post-graduate or other laboratory experience on problems connected with television or allied fields.—Applicants to send details to Personnel Department, E.M.I. Engineering Development, Ltd., Blyth Rd., Hayes, Middx. [4198]

**LUDLOW & COLE**

manufacturers of

**GOOD TRANSFORMERS & TAG PANELS**

Why not smarten that circuit with a tag panel?

Let us make **ONE** specially for the job—send us your design and we shall manufacture and return it within **FOUR** days. Any quantity from **ONE** upwards.

Try our 7 day rewinding Service. It's quicker and cheaper.

Further details on application to:

**"THE CROFT," PICKETTS AVE. LEIGH-ON-SEA, ESSEX**

**B.T.S.**

THE Radio firm of the South, 63 London Road, Brighton, 1, Sussex. Phone: Brighton 1555

**SPEAKERS BRAND NEW**

Goodman's, Truvox, Rola (as available). 5 inch 13/-; 6 inch 14/-; 8 inch 16/- including packing and postage.

**EDDYSTONE REPAIRERS**

Full range of components. All C.O.D. orders promptly executed. Send for Catalogue, 1/- post free.

**CRYSTALS FOR AIRCRAFT MARINE AND AMATEUR TRANSMITTERS**

ALL LOW TEMP. CO-EFF. CUTS.

**BROOKES CRYSTALS LTD.**

10, STOCKWELL ST., GREENWICH, LONDON, S.E.10. GRE. 1828.

**YOUR METER DAMAGED?**

don't scrap it—LET GLASER REPAIR IT

Leading Electrical Instrument Repairers to the Industry.

Repairs by skilled craftsmen to all makes and types of Voltmeters, Ammeters, Microammeters, Multirange Test meters, Electrical Thermometers, Recording Instruments, Synchronous Clocks, etc. Quick deliveries—for speedy estimate send defective instrument by registered post to:

**L. GLASER**

SCIENTIFIC & ELECTRICAL INSTRUMENT REPAIRERS

341 CITY ROAD, E.C.1. Tel. Terminus 2489

**L-R-S** FOR  
**PROMPT & EFFICIENT SERVICE**  
CASH or EASY TERMS

**ARMSTRONG ALL-WAVE CHASSIS**  
Various Models Available

**GOODMAN'S "Axiom Twelve" Speaker Unit** Cash price £8 8 0  
**GOODMAN'S Standard 12" Speaker** Cash price £6 15 0

**GOODSELL-WILLIAMSON HIGH FIDELITY AMPLIFIERS**

**A. C. BARKER'S New 148A Speaker COLLARO Radiogram Units**—various models  
**AVO METERS**—All models available.

**PEERLESS RADIOGRAM CHASSIS**  
*Specification of all the above on request.*  
When you purchase Radio Apparatus on L.R.S. Convenient Terms you deal directly with us from beginning to end, with no financial firm or other third party intervening. We shall be glad to quote for your requirements without obligation to purchase.

**PERSONAL ATTENTION TO ALL ENQUIRIES**

**The LONDON RADIO SUPPLY CO.**  
Est. 1926  
**BALCOMBE, SUSSEX**

**GEE Bros. RADIO LTD.**

FOR  
**QUALITY COMPONENTS**

C.R.T., 2 1/2 in. V.C.R. 139A (or ACR10.) brand new and boxed. Complete with holder. 21/-  
HOLDER supplied separately. 2/-  
MINIATURE NEON INDICATOR, size 1 1/2 in. x 1/2 in. approx. Ex. U.S. Army, complete in perspex magnifying holder operating Voltage 100-120V. 1/6.  
2 1/2 in. P.H. 3 OHMS SPEAKER. Ex. famous manufacture, only 9/11.  
6 in. P.H. 3 OHMS SPEAKER. Ex. famous manufacture, only 9/11.  
SIEMENS' HIGH SPEED RELAYS, completely encased, 1,000-0-1,000 colls. New and boxed. 9/6.  
MINIATURE 24V. MOTORS. Ex. Government. Size 2 1/2 in. length x 2 1/2 in. width. Spindle length, 1 1/2 in. x 3/16 in. diameter. 15/-.  
10 M.F.D. 750V. PAPER CONDENSERS. Size 5/8 in. x 4 1/2 in. x 2 1/2 in. with fixing feet. 8/6.  
813 TRANSMITTING VALVES. Brand new and boxed, 55/-.  
8011 (VT90-A.C.T.19) TRANSMITTING VALVES. New and boxed. 55/-.  
EX. R.C.A. SPEECH AMPLIFIER MAINS TRANSFORMER, Part No. K901139-501. Ref. No. 110K/850. A few only. Brand new and boxed. 60/-.  
2 1/2 in. DIAL MOVING COIL. CENTRE ZERO 5-0-5 M/A METERS. Flush mounting, new and boxed. 8/6  
Cash with order, or C.O.D. orders under £1. 1/- postage. 2/d. stamp for latest Catalogue.

**GEE BROS. RADIO LTD.**  
15, Little Newport St.  
LONDON, W.C.2  
GER 6794

EX-R.A.F. or R.E.M.E. N.C.O. radar mechanic wanted for work on construction and ultimate maintenance of new and elaborate electronic equipment; the work calls for high ability in checking pulse circuits in minute detail and finding intricate faults by methodical processes; excellent prospects of a permanent post.—Write, stating age, experience and service record to Box 8397. [4197]

MECHANICAL draughtsmen required, preferably with experience in the layout and detailing of radar equipment, electronic apparatus and small mechanisms; applicants must be quick and accurate and able to prepare manufacturing drawings working on own initiative with a minimum of supervision.—Apply, The Personnel Manager, E.K. Cole, Ltd., Ekco Works, Malmesbury, Wilts. [4214]

ASSISTANT development engineer, preferably under 25, required for mechanical design and construction of broadcast transmitter equipment; applicants should have drawing office experience, design ability and interest in electronic apparatus.—Write, giving full details of experience and qualifications, to The Wayne Kerr Laboratories, Ltd., New Malden, Surrey. Ref. 1271. [4271]

TELEVISION service engineers required for old-established retail firm; must be first class and hold either R.T.E.B. certificate or City & Guilds Grade II or III, or Brit. I.R.E. Graduate Exam Certificate; salary £375 to £450 according to qualifications; also radio engineers with pre-war experience, £300 to £375.—Wycombe Electrical Supplies, Ltd., 51, Oxford St., High Wycombe, Bucks. Tel. H.W. 457. [4129]

BRITISH INSULATED CALLENDER'S CABLES, Ltd. require a physicist for the development of sound recording media; candidates should be experienced in physical, electromagnetic and electroacoustic measurements and be capable of carrying out development work on own initiative; permanent position; salary according to age and qualifications.—Apply in writing to Staff Officer, B.I.C.C., Ltd., Prescott, Lancs. [4221]

DRUGHTSMEN, mechanical and electrical, are required by the research laboratories of The General Electric Co., Ltd., North Wembley, Middlesex, for work in the fields of waves and radio, including V.H.F. and centimetre wave equipment; vacancies exist for seniors with several years' experience as well as for juniors, but not for trainees.—Apply to the Personnel Officer, stating age, academic qualifications and experience. [4148]

WORKS manager radio factory, senior and junior development engineers, and draughtsmen for radio, radar, electronics, speakers etc., service engineers radio, television, radar, P.A. equipment; wiremen (skilled and semi-skilled), radar, instrument, radio; H.F. repairers, testers, inspectors, radio, television, radar; other positions vacant.—Consult Technical Employment Agency, 179, Clapham Rd., S.W.9. (Brixton 3487.) [4289]

VACANCY with interesting scope, eventually leading to position of assistant to service manager, exists with well-known radio manufacturers, London area; applicants must not only have had practical experience in current radio practice, including car radio, but must also be familiar with business methods, including correspondence, and must have good academic background.—Salary according to experience, which must be stated in full to Box 8476. [4210]

MARCONI'S WIRELESS TELEGRAPH Co., Ltd., have vacancies for draughtsmen in Chelmsford and London, electrical draughtsmen (not necessarily radio) will find interesting employment in the installation D.O., while draughtsmen with experience of radio or electronic equipments are needed for the Development D.O.—Please quote Ref. D.O. 92 and apply to Central Personnel Services, English Electric Co., Ltd., 24/30, Gillingham St., Westminster, S.W.1. [4149]

BRITISH EUROPEAN AIRWAYS invite application for future vacancies as radio mechanic; applicants must have had 4 to 5 years' experience in maintenance of airborne equipment and components, and should be between the ages of 21 and 45 years, and be able to work on shifts if required; the rate of pay is £7 per hour + 10 per hour special pieceworkers bonus; an incentive bonus scheme is also in operation.—Applications should be made to Personnel Officer, Northolt Base, British European Airways. [4222]

RESEARCH engineer required, with first or second class honours degree in electrical engineering or physics, to undertake research and development on industrial electronic instruments; applicant should be aged 23-30 years, with practical and theoretical outlook, should have a keen interest in electronics, radio and light engineering, workshop experience and knowledge of servomechanism theory and practice are advantages.—Write, stating salary required, to Box 8478. [4223]

E.M.I. ENGINEERING DEVELOPMENT, Ltd., require the services of an estimator, desirable experience would include the assessment of load represented by jobbing quantities of instrument and electro/mechanical equipment under model shop conditions, mass-production estimators would not be suitable for this position.—Apply in writing to the first instance giving fullest particulars of experience and stating salary desired to, Personnel Department, /D. E.M.I., Ltd., Blyth Rd., Hayes, Middlesex.

THE  
**BRITISH NATIONAL RADIO SCHOOL**  
ESTD. 1940

**ANOTHER FIRST for B.N.R.S.! ALL FEES\* DOWN 10%**

\*There has never been an increase

INDIVIDUAL COACHING BY POST  
in  
**RADIO, TELECOMMUNICATIONS, RADAR · PHYSICS · MATHS.**

Brit. I.R.E. and all City and Guilds Examinations

We can arrange for most examinations to be taken anywhere, aboard ship or furthestmost outpost. Free Booklet from

STUDIES DIRECTOR  
**BRITISH NATIONAL RADIO SCHOOL**  
66, ADDISCOMBE ROAD, CROYDON  
Phone : Addiscombe 3341

for  
equipment  
of interest  
to the genuine  
enthusiast,  
visit  
**STAND 15, GRAND HALL RADIOLYMPIA**

**Peerless Radio**  
LTD. 374 KENSINGTON HIGH STREET, W.14  
Telephone: Western 1221

**YOU SHOULD HAVE A NEW TAYLOR**

\*\*\*\*\*

We can supply the latest Taylor Test-Equipment, and take your used Equipment in part exchange. Balance by cash or hire purchase.

Write, phone or send your gear along for inspection and offer.

\*\*\*\*\*

**UNIVERSITY RADIO LTD.**  
22 LISLE ST. Tel. GERRARD 4447 & 5682

**RADIO UNLIMITED**  
ELM ROAD, LONDON, E.17.

**Extension Speaker.**  
5in. P.M. in handsome plastic cabinet, with Volume control and lead. 29/-

**Radiogram Chassis.**  
Four waveband. Volume, Tone, Grain switching, etc. Large attractive glass dial. Complete with valves and P.M. speaker. £13, incl. tax.

**Amplifier.**  
Six valve, with 6L6 in P.P. Magnificent instrument. Limited supplies available at the low price 10 Gns.

**Vortexion Amplifier.**  
For Mobile or Station work. 12 volt D.C. or 230 v. A.C. 15 watts output. Descriptive literature on request. £28

**The Latest "Collaro" 10-Record Autochange unit.**  
Complete with Crystal P/U. A.C. mains 200/250 v. Motor board size 15in. x 12in. £10/15/-, incl. tax.

New list now ready. Id. stamp please.

**HIGH "Q" IRON CORED COILS**

of Unsurpassed Quality for Discerning Amateurs

**AERIAL, H.F. OR OSCILLATOR,** short, medium or long wave, size of former 1in. x 1in., 3/9 each.

**INPUT FILTER,** 465 Kc/s., parallel or series tuned, 3/9 each.

**DUAL WAVE COILS,** medium and long wave aerial and h.f., 9/6 pair.

**I.F. TRANSFORMERS,** standard, 465 Kc/s., permeability tuned, size 1 1/2in. square x 3 1/2in. high, 8/6 each.

All coils fitted with adjustable iron cores, and supplied with circuit diagram.

**TERMS:** Cash with order or C.O.D. on orders over £1.

**TRADE ENQUIRIES INVITED.**

**MONOCHORD RADIO**  
(Established 1929)  
125, Mitcham Lane, Streatham, London, S.W.16.  
Phone: Streatham 5495.

**"ADCOLA" SOLDERING INSTRUMENTS**

Reg. Trade Mark.



Designed for Wireless Assembly and Maintenance.

Working temperature reached in 1 1/2 mins., consumption 25 watts, weight 2 1/2 ozs.

Supplied in voltage ranges from 6/7v. to 230/250v. 1/8" diam. Copper Bit (standard model) 22/6.

1/4" diam. Copper Bit 25/-.

Replacement Unit: Bit Elements available. British and Foreign patents.

Sole Manufacturers:  
**ADCOLA PRODUCTS LIMITED**  
Alliance House, Caxton Street, London, S.W.1  
Write or Phone: WHI. 0030.

**SENIOR** design draughtsman required for light mechanical engineering associated with electronic equipment; experience should include the design of intricate mechanisms for economical production, salary will be in accordance with age and experience.—State full details to Personnel Manager, The Plessey Co., Ltd., Ilford.

**A**n international company has vacancies overseas for chief radar instructor and radar instructor, R.A.F. operational and instructional experience essential, degree or equivalent qualifications desirable; inclusive salaries £1,500-£1,700 and £1,200-£1,300 p.a., quarters provided whether married or single.—Qualified candidates only write Box 8389, with full particulars.

**PRODUCTION** manager required to take charge of coilwinding and the assembly of radio, television and fluorescent transformers, chokes, etc. (in a department probably the largest in London area); successful applicant must have thorough experience of production technique, process planning, progress control and direct shop supervision of labour in this class of work; high salary and excellent prospects.—Write, giving details of past experience, salary required to the Personnel Department, The Plessey Co., Ltd., Ilford, Essex.

**ENGLISH ELECTRIC** invite applications from mechanical and electrical draughtsmen for vacancies which exist on aircraft, gas turbines, steam turbines, water turbines, switchgear, transformers, a.c. and d.c. machines, electronic and telecommunication equipment; vacancies exist in various parts of the country; stable employment, good conditions; please state salary required, type of engineering equipment in which you are interested, and any preferences regarding location.—Apply, quoting Ref. D.O.62, to Central Personnel Services, English Electric Company, 24-30, Gillingham St., Westminster, London, S.W.1. 13933

**BRAZIL**—Telephone plant superintendent. British company, operating in Brazil, requires a toll plant superintendent for an extensive toll network of voice and carrier frequency telephone circuits serving large and small towns in an area of 200,000 square miles. Candidates should be about 35 years of age, should have an engineering degree or equivalent, and wide telephone experience. The engagement provides for 3 years of service with 4 months of leave, and will be permanent for a man of satisfactory ability. The position is of an executive character with good salary. Suitable candidates only should write, giving personal particulars and full details of education and experience, to Box W.W.409, at 191, Gresham House, E.C.2. 14039

**THE** Decca Navigator Co., Ltd., require additional staff for work in the Persian Gulf area as Supervisors for Decca Navigator Transmitting Stations; applicants must be well qualified, practical radio engineers with good experience in operation of radio stations under field conditions; salary, £720 per annum for an initial term of up to two years; overseas, air-conditioned accommodation, messing and medical attention provided free in the area of duty; initial period of specialised training in the United Kingdom; personnel will be required to pass a medical examination; this work calls for keen, capable men prepared to work on an initiative.—Please write in the first instance for full details of experience, age and qualifications, to the Decca Navigator Co., Ltd., 1-3, Brixton Rd., London, S.W.9.

**SITUATIONS WANTED**  
**R**ADAR servicing mechanic (single) requires post abroad; also experienced in W.T. and electronic counters.—Write, Box 8576. 14286

**ASSISTANT** manager, West Riding of Yorkshire, relay services company, desires change with view to promotion; fully experienced.—Box 8574. 14285

**TELEVISION** engineer, all makes, 9 1/2 years trade exp., driver, polite salesman with managing exp. and good refs., knows photography, seeks position London or Home Counties as tech. rep. trouble shooter, instructor or workshop supervisor.—Box 8575. 14285

**ELECTRONICS** technician, 34, part qualified with wide experience pre-war radio, wartime radar, post-war radio development and test, seeks change to responsible permanency with go-ahead concern, situated preferably South Midlands or South-East, England.—Box 8610. 14285

**TELECOMMUNICATIONS** engineer, (41) seeks responsible post (London area), C. & G. Final (1st Class), A.M.Brit.I.R.E., some experience high-power transmitters, 8 yrs. chief engineer wire broadcasting company, thorough knowledge patent law and practice; has ability to write clearly on technical subjects.—Box 8377. 14285

**BUSINESS AND PROPERTY**  
**S**MALL P.A. business, estd. 14 yrs. London, ltd. co., van equipment, goodwill, no premises; £350.—Box 8609. 14307

**FOR** quick sale, cheap, radio, electrical sales and service, no opposition, main road corner shop, Middlesex; rent £50 per annum.—Box 8475. 14289

**CAR** radio business for sale, well-known model, excellent opportunity for substantial export market.—Enquiries from principals or accountants to be addressed to Cyril Fox, F.A.C.C.A., Receiver and Manager 13, Queen Victoria Road, Coventry. 14303

**BUSINESS OPPORTUNITIES**  
**R**EPUTABLE electrical wholesale distributors and exporters well represented throughout the U.K. and overseas require additional attractive lines.—Write in confidence to Box 7366.

**HIGH-CLASS DESIGN.**

**VACUUM-IMPREGNATED**

**TRANSFORMERS BY MILLETT & HOLDEN LTD.,**  
BIRCHAM WORKS, BIRCHAM ROAD,  
SOUTHEND-on-SEA, Essex.  
Southend 68409

**BRASS, COPPER, DURAL, ALUMINIUM, BRONZE**

ROD, BAR, SHEET, TUBE, STRIP, WIRE.

3,000 STANDARD STOCK SIZES

No Quantity too Small List on application

London: **H. ROLLET & Co., Ltd. Liverpool: 6, Chesham Place, S.W.1. Kirkby Estate, SLOane 3463 SIMONSWOOD 3271/3**

**TESTOSCOPE Mains Tester**

For use on A.C. or D.C. 0/30 and 100/850 volts.

Prices from 12/6. Send for interesting Leaflet R14.

FREE "How to make 50 Electrical Tests"

**RUNBAKEN - MANCHESTER I**

**B. & H. RADIO**  
Huntley St., Darlington

**Loud Speaker Bass & Treble Separator**  
Complete kit of parts and instructions. Enables speakers of different impedance to be used for bass and treble and also gives control of amount of treble relative to bass.

Model A 6Db per Octave. Cross over 1000 c.p.s. £1 9 6

Model B 12Db per Octave. Cross over 1000 c.p.s. £2 12 6

**Scratch Filter** 15 0  
Gives a very marked reduction of scratch level without serious effect on treble response.

**Variable Selectivity I.F. Transformer**  
465 k/cs. Gives three degrees of Selectivity. Per pair £1 0 0

TRADE ENQUIRIES INVITED.

**POST RADIO SUPPLIES**

OFFER EX STOCK

**COPPER INSTRUMENT WIRE.**  
ENAMELLED, TINNED, LITZ.  
COTTON AND SILK COVERED.  
Most gauges available.

**B.A. SCREWS, NUTS, WASHERS,**  
soldering tags, eyelets and rivets.  
**EBONITE AND BAKELITE PANELS,**  
**TUFNOL ROD. PAXOLIN TYPE COIL FORMERS AND TUBES, ALL DIAMETERS.**

Latest Radio Publications.

Send stamped addressed envelope for comprehensive lists. Trade supplied.

**POST RADIO SUPPLIES**  
33, Bourne Gardens, London, E.4.  
Phone: CLIssold 4688



**TECHNICAL TRAINING**

**A.M.I.E.E.**, City and Guilds, etc., on "No Pass—No Fee" terms; over 95% successes; for full details of modern courses in all branches of electrical technology send for our 112-page handbook, free and post free.—**B.I.E.T.** (Dept. 398A), 17, Stratford Place, London, W.1. [6270]

**TUTORING**

**RADIO** training.—**P.M.G.** exams, and **I.E.E.** Diploma; prospectus free.—**Technical College**, Hull. [0611]

**WIRELESS** officer's attendance and "Radio-certs" postal course.—**Apply Manager**, The Wireless School, Manor Gdns., London, N.7.

**MARINE** and aircraft wireless operators.—**The 1st-class P.M.G.** Certificate assures early and well-paid employment; obtain it with the help of our special daytime course commencing January, 1950.

**WRITE** for full details to **E.M.I. Institutes, Ltd.**, Dept. W.W., 43, Grove Park Rd., London, W.4. Chiswick 4417-8. [0001]

**WIRELESS** (sea and air) television, broadcasting, radar, etc., offer tremendous opportunities; students both sexes, age 14 upwards, trained for appointments in all branches of radio; low fees, boarders accepted; 2d stamp for pros.—**Wireless College**, Colwyn Bay. [0018]

**A.M.I.Mech.E.**, **A.M.I.E.E.**, City and Guilds, etc., on "No Pass—No Fee" terms, over 95% successes; for details of exams, and courses in all branches of engineering, building, etc., write for 108-page handbook—free.—**B.I.E.T.** (Dept. 287B), 17, Stratford Place, London, W.1.

**TELEVISION** postal course for radio trades Examination board's diploma, also postal courses for **P.M.G.** 2nd and 1st class Certificates and **Amateur Radio Transmitting** licence.—**Apply British School of Telegraphy, Ltd.**, 179, Glapham Rd., London, S.W.9. (40 years' experience in coaching students in wireless telegraphy and allied subjects.) [2586]

**TELEVISION**—**The Gothic Television School** specialises solely in training in television. All tutors possess university degrees and/or corporate membership of professional institutions and are appointed individually to postal course students to ensure complete and thorough training. Principals, **M.B.E.**, **B.Sc.**, **M.Brit. I.R.E.**, education committee members, etc. Courses assume no previous television knowledge and provide guaranteed training for **Brit. I.R.E.** and **R.T.E.B.** examinations. Numerous well-known companies have adopted the School's Television Course as standard television training for their staffs. Moderate fees. Details from **Gothic Television School**, 13, North Avenue, London, W.13. [3659]

**RADIO ENGINEERING SCHOOL**, Air Service Training, Hamble, Southampton, provides the best full-time training for responsible positions in industry or aviation; students coached for **C. & G. Inter.** and **Final Certs.** in radio-telecommunications; **Graduateship** of **Brit. I.R.E.**, **M.C.A.**, radio engineer licence, and for air and marine radio officers' licences; full details from the **Commandant**. [2260]

**THE Institute of Practical Radio Engineers** have available **Home Study Courses** in every phase of radio and television engineering, specialising in the practical training of apprentices in the retail trade; enrolments limited, fees moderate.—**The Syllabus of Instructional Text** may be obtained post free from the **Secretary, I.P.R.E.**, Fairfield House, 20, Fairfield Rd., Crouch End, London, N.8. [1614]


**BOOKS INSTRUCTIONS, ETC.**

**WEBB'S** 1948 radio map of world, new multi-colour printing, with up-to-date call signs and fresh information on heavy art paper, 4/6, post 6d; on linen on rollers, 11/6, post 9d.—**Webb's Radio**, 1-4, Soho St., W.1. **Gerard 2089**.

**"HOME Constructors' Handbook"**, the latest edition of this famous handbook containing circuits, radio constructional and servicing hints and complete catalogue. Is now available at only 1/-, mail order only.

**SUPACOILS**, 98 Greenway Ave., London, E.17.

**POTENTIOMETERS**  
by **RELIANCE**



Wire-wound and Composition types. Single, Ganged, Tandem Units. Characteristics: linear, log., semi-log., non-inductive, etc. Full details on request.

**RELIANCE MFG. CO. (SOUTHWARK), LTD.**, Sutherland Road, Higham Hill, Walthamstow, E.17.

Telephone: Larkswood 3245

**WILCO ELECTRONICS**

204, LOWER ADDISCOMBE RD., CROYDON.

**RECEIVERS**, 2 METRE BAND B.C.624A. Easily converted for other Ham Bands. Brand new ex U.S.A. 11 valves include 9002, 9003, etc. Don't miss these at 39/10.

**WAVEMETERS**, 39-51 Mc/s. Type W1239. Complete with power pack 230 volts, 50 C/c. Magic Eye indicator. 70/-. Type W399 25 K/c-s 8 Mc/s. Battery operated.

**SLOW MOTION DIALS**, 200-1 Reduction or 1/2 6in. diam. scaled 0-100. Front of panel mounting, 5/6.

**CONDENSERS**, Paper block type. 8 Mfd. 750 V.DC. 10/6. 4 Mfd. 750 V.DC., 5/-, 4 Mfd. 2,000 V. DC., 10/6. 1.5 Mfd. 4,000 V. DC., 10/6.

**VIBRATORS**, Brand new Ex. Govt., W. & W. NS/156, NS/6, No. 6. Oak V6506, Ericsson Type 14, 6 and 12 volts, 5/6 each.

**POWER UNITS**, Including 1-SU2150A, 1-524G, 1 Mfd. 2500 V.DC. Relay, etc. Bargain price, 17/6.

**TELEVISION UNIT**, 2 R.F. 1 Det., 1 Video stage using EF50s and EA50. Iron-cored coils. Make good sound channel. Complete with valves, 45/- Brand new, boxed **SPEAKERS**, 8in. P.M.M.C. with transformer in wall case Tanno, 21/-.

**TRANSFORMERS AND CHOKES**, Large stocks. All types. State your requirements. Send 4d. stamps for list.

**PLAN POSITION INDICATOR UNIT**, Brand new 1 Ex-U.S. Navy. Employing 40 useful valves, 2 Cathode Ray tubes, power pack, motor blower, 31 luminometers etc. The following are the valves: 13 68N747, 8 6A7, 2 6A5, 8 6L6A, 3 VR150-30, 1 2X2, 3 5U4G, 2 6X54, 2 6H6. **SPECIAL PRICE £16 10/-**—**ALL POST ORDERS TO: 19, LANSLOWNE RD., CROYDON.**

**THE Fidelity LUXURY 7-VALVE RADIOGRAM CHASSIS**

Features include variable selectivity, infinite impedance detector, electronic bass and treble controls, triode output stage; 3 wavebands 16-50, 190-550 and 1,000-2,000 metres. Audio amplifier response 30-15,000 cycles; base treble and volume controls operate on gram, suitable for light weight p.a. Guaranteed 12 months Price £17.2.6

Data Sheets on request, also for 'Precision' 5-valve chassis, £12-17-6; 2k.F. treble; 8ms; 5watt amp. £14-10; 6watt amp. £12-12

**ELECTRO Acoustic DEVELOPMENTS**  
18 BROAD RD., WILLINGDON, SX.

**RADIOMENDERS LIMITED**

**FOR SPECIAL TRANSFORMERS AND REWINDS**

We specialise in **AMATEURS' WINDINGS, TRANSFORMERS ALL TYPES, CHOKES, PICK-UP COILS, INSTRUMENT COILS, Etc.**

**LOUD SPEAKER SERVICE**

Highest workmanship ★ Good Delivery

**RADIOMENDERS, LTD.**

Television & Radio Apparatus, Transformer & Coilwinders.

123-5-7 Parchmore Road, THORNTON HEATH, SURREY

LIV 2261. Trade enquiries invited. Established 16 years.

**KERSHAW'S KORNER KALLING SPECIAL!!! M.O.S. LINES**

**TELESONIC RECEIVERS**, brand new, complete with four 1.5 v. Hivac Midget valves ideal for making your own personal portable 32/6 each. Post paid.

**H.T. and L.T. BATTERIES**, combined for above tele-sonic receivers. 8/6 each. Post paid.

**INERT 1.5 v. CELL BATTERIES**, long life, fill with plain water and have continuous use. Ideal for every purpose. 3 for 2/6. Post paid.

**MAKE YOUR OWN CRYSTAL SET**, with polished terminal box complete with volume control, resistance, etc. 1/6 each. Post paid.

**S. KERSHAW**  
93/95 PERSHORE STREET, BIRMINGHAM, 5.

**Technical Excellence**

combines with beauty and soundness of DESIGN in the

**OXLEY DIFFERENTIAL AIR DIELECTRIC TRIMMER**

★ Width: 16.5 mm Length: 26 mm

Height: 1.5 to 8pF—8 mm  
1.8 to 20pF—10.5 mm  
2 to 26pF—11.5 mm  
2 to 32pF—12.5 mm

Law: Straight line capacity  
Power Factor: Less than .001  
Insulation: Over 2,000 megohms  
Voltage: 500 D.C.

**OXLEY DEVELOPMENTS CO., LTD.,**  
ULVERSTON, N. LANCS. TEL. ULVERSTON 3306

INDEX TO ADVERTISERS

Table listing advertisers and their page numbers. Includes entries like A.A. Tools, Acoustical Mfg. Co., Ltd., and Quartz Crystal Co., Ltd. with page numbers ranging from 106 to 65.

ELECTRONIC & ELECTRO-MECHANICAL EQUIPMENT developed for Industrial applications. Reasonable charges. SPENCER-WEST QUAY WORKS, GT. YARMOUTH

Our 1950 fully Illustrated Catalogue is now Available 3? Post Free BERRY'S (SHORT WAVE) LTD. 25, HIGH HOLBORN, LONDON, W.C.1

TELEVISION RECEIVERS SCANNING and FOCUS COILS TIME BASE COMPONENTS 7KV. EHT. RF. UNITS and TRANSFORMERS Publications post free HAYNES RADIO LTD. Queensway, Enfield.

Printed in Great Britain for the Publishers, LIFFE AND SONS LTD., Dorset House, Stamford Street, London, S.E.1, by THE CORNWALL PRESS LTD., Paris Garden, Stamford Street London, S.E.1. "Wireless World" can be obtained abroad from the following-AUSTRALIA and NEW ZEALAND: Gordon & Gotch, Ltd. INDIA: A. H. Wheeler & Co CANADA: Imperial News Co.; GORDON & GOTCH, Ltd. SOUTH AFRICA: Central News Agency, Ltd.; WILLIAM DAWSON & SONS (S.A.), Ltd. UNITED STATES: The International News Co



**RADIOLYMPIA** - *We shall be on Stand 75*

Maybe we'll talk condensers—maybe not. Perhaps we'll adjourn somewhere. Whatever it is, it will be grand to see

our hundreds of friends in trade and industry at the best of all shows. Remember the figures — seven five.

**THE TELEGRAPH CONDENSER CO. LTD.**

RADIO DIVISION

NORTH ACTON · LONDON · W · 3

Telephone. ACORN 0061



## The Finest-Cored Solders in the World at **RADIOLYMPIA 1949**


**STAND 84 GRAND HALL**

### ERSIN MULTICORE SOLDER

Contains 3 cores of non-corrosive Ersin flux to guarantee flux continuity and sound permanent joints. Approved A.I.D. & G.P.O.

Available for manufacturers as standard in 5 alloys, 9 gauges and 2 flux percentages. 3 types of non-corrosive flux. Wire pre-forms. Multicores rings and washers. Other alloys and gauges to special order.

On this Stand watch staff from E.M.I. Factories manufacturing R.F. units for "H.M.V." Television receivers. Each unit is assembled from 47 parts involving 117 Ersin Multicore soldered joints. See how Ersin Multicore Solder is exported to more than 40 overseas countries. Ask for a free copy of the Ersin Multicore Data Card containing many useful tables for the Radio Technician including Resistor colour code, Ohm's Law, Resistance and Capacitance calculations, etc.



Manufacturers 7 and 1 lb. reels  
Bulk prices on request

Size 1 carton

Size 2 cartons 6d each  
contain 3 feet 40/60/16  
S.W.G. Ersin Multicore  
Solder—sufficient for 200  
average wire-tag joints.

### SIZE 1 CARTONS 5/- EACH HIGH TIN TELEVISION AND RADIO QUALITY

CAT. REF. NO.	LENGTH	ALLOY TIN/LEAD	S.W.G.
C 16014	26 feet	60/40	14
C 16018	60 feet	60/40	18

### ELECTRICAL AND RADIO QUALITY

CAT. REF. NO.	LENGTH	ALLOY TIN/LEAD	S.W.G.
C 14013	22 feet	40/60	13
C 14016	42 feet	40/60	16



MEET US AT  
**RADIOLYMPIA**  
SEPT 28 - OCT 8

**STAND 83 GRAND HALL**

### ARAX MULTICORE SOLDER

The new cored solder for "difficult metals". Flux residue removed with water. Replaces stick solder, fluid and paste fluxes.

"Diallist" of "Wireless World" who saw an advance sample of Arax Multicore Solder at the R.C.M.F. Exhibition reported in May 1949 issue:

"The solder ran like butter on blued  $\frac{1}{2}$ " clockspring . . . it will be a heaven sent boon to factories and amateur workshops alike."



Supplies for manufacturers in 60/40, 40/60 and 20/80 alloys, 3-22 S.W.G. in coils, 1 lb. and 7 lb. reels.

Now available in 5/- retail cartons.

### MODEL MAKERS QUALITY

ACB6013 18 ft. of 60/40 Tin/Lead 13 S.W.G.  
ACB6016 42 ft. of 60/40 Tin/Lead 16 S.W.G.

### REPAIRING QUALITY

ACB4012 18 ft. of 40/60 Tin/Lead 12 S.W.G.  
ACB4016 42 ft. of 40/60 Tin/Lead 16 S.W.G.

### MULTICORE SOLDER KITS

Each contains 4 cartons of Ersin and Arax Multicore Solders.



2/- complete

# MULTICORE

## SOLDERS LIMITED

Mellier House, Albemarle St.,  
London, W.1 • REgent 1411