


FEBRUARY 1924

25 CENTS

# The Wireless Age



*"America's Foremost  
Radiophone Review"*

## *Features in this Issue*


### *Answered*

Why you became—or will become  
*A Radio Fan*

### *How To Sell Radio*

*A New Wireless Age Set*  
The Reflex Receiver  
Simple, Easy, Effective

*I. W. A. J. Broadcasting*  
A Radio Story



**CUNNINGHAM  
RADIO TUBES**

C-301A—5 Volts 1-4  
Ampere filament... \$0.50

C-200—3 Volts 0.6 amp.  
Dry Battery Det. &  
Amp. .... \$0.50

C-300—5 Volts Gas Con-  
tent Detector... \$5.00

C-11—1.1 Volts 25 amp.  
Dry Battery Det. and  
Amp. Special Base \$0.50

C-12—Similar to C-11  
with standard base  
..... \$0.50

**PATENT  
NOTICE**

Cunningham tubes are  
covered by patents dated  
11-7-05, 1-15-07, 2-18-  
08, and others issued and  
pending. Licensed for  
amateur, experimental  
and entertainment use in  
radio communication.  
Any other use will be an  
infringement.

Type C-301A gives greater Power Amplifica-  
tion with only  $\frac{1}{4}$  Amp. Filament Current.

*Cunningham*

## RADIO TUBES

### For Every Make of Receiving Set

**T**HROUGHOUT the entire country today  
Cunningham Radio Tubes are recognized  
as the ideal tube for use in all makes of Radio  
Receiving Sets.

The famous Cunningham C-301A Amplifier  
shown above is a high vacuum tube designed  
for use as an amplifier and detector containing  
a new Tungsten Filament, the characteristics  
of which are long life, low power consumption,  
low operating temperature and greater power  
amplification than any previous amplifier tube.  
This tube has a standard four prong base, and  
the glass bulb has the same dimensions as

C-300 and C-301. The filament current is only  
one-fourth of the filament current of the pre-  
vious type of Amplifier tube and it is, there-  
fore, possible to use four of these tubes in a set  
without exhausting the storage battery any  
faster than when using only one of the previous  
types of tubes.

The care and operation of each model of Re-  
ceiving Tube is fully explained in our new 40  
page "Radio Tube Data Book."

Copies may be obtained by send-  
ing ten cents in stamps to our  
San Francisco office.

*E. J. Cunningham Inc.*



Home Office:  
182 Second Street  
San Francisco

154 West Lake Street  
Chicago

30 Church Street  
New York



## The Phones That the Fans Are All Talking About

**Y**OU have been hearing radio enthusiasts talk about "That imported head set that gives such wonderful tone"; "The head set that is so comfortable to put on"; "The head set with the big phones". It's the N & K 4000 ohm Head Set that they are all talking about.

In less than a year, with practically no advertising, thousands and thousands of these phones have been put into use by radio set owners. So enthusiastic have they become that they have broadcasted the story of the N & K's unusual quality from one end of the country to the other. In homes where several different kinds of head sets are in use, there is always a "scrap" as to who shall use the N & K. Even people who are hard of hearing get clear results with it.

There are very good reasons for this popularity: The N & K's design was originated by one of the world's leading makers, famous over a quarter century for scientific and telephone apparatus. It provides *extra large phones*, 2 1/4 inch diaphragm, with these four results: broader range—equally good on high and low tones; greater comfort to the wearer; the exclusion of outside sounds; and a greater diaphragm area, producing a perfect mellow tone. The casing of heavily nicked brass—instead of flimsy stamped aluminum—provides a perfect sound chamber, and a special device insures absolutely uniform distance between diaphragm and poles.

Send coupon today for full information about the N & K Head Set.

**TH. GOLDSCHMIDT CORPORATION**  
 15 WILLIAM STREET NEW YORK, N. Y.

### Dealers:

**N & K** Head Sets mean easy sales, excellent profit. Use them to demonstrate your radio sets, especially the small ones, and sell the set every time. Show your customers the sanitary leather-covered head bands, which can be easily cleaned. And take advantage of the important fact that there are no come-backs on N & K Head Sets. As one N & K dealer says after handling them for a year: "I have yet to see one pair come back for repairs." We are exclusive distributors for U. S. and Canada for this famous imported set. We guarantee them fully and carry a complete stock of spare parts. Write for discounts.

#### MORE INFORMATION

Dept. W1, Th. Goldschmidt Corp.  
 15 William Street, New York, N.Y.

Please send me folder describing your new Model D 4000 N & K Head Set in detail.

Name \_\_\_\_\_

Street \_\_\_\_\_

City \_\_\_\_\_ State \_\_\_\_\_

I usually buy radio supplies of \_\_\_\_\_ (name of store)

Address \_\_\_\_\_

# The Wireless Age

America's Foremost  
Radiophone Review

Vol. XI

No. 5

## February, 1924—Contents

Editorial Chat	14
"Why I Became a Radio Fan"	17
Pictorial Section	19
KGO on the Pacific, <i>By Earl Ennis</i>	23
Broadcasting in the British Isles, <i>By Arthur R. Burrows</i>	24
When Radio Reaches Half a Billion	27
IWAJ Broadcasting, <i>By Eric H. Palmer</i>	28
Radio Cabinets Through a Lorgnette, <i>By William A. Hurd</i>	30
How To Be a Radio Salesman, <i>By M. B. Sleeper</i>	32
Oberammergau Comes to America Through the Microphone	34
Little Journeys Into Radio Computations, <i>By Carl Dreher</i>	36
Aladdin's Magic Lamp, <i>By Jerome W. Howe</i>	38
Design of Loop Antenna, <i>By Ralph R. Batchler</i>	40
Peeps into Broadcast Stations	42
Humor	46
Broadcasting Station Directory	47
Afloat and Ashore With the Operator, <i>By W. S. Fitzpatrick</i>	49
World Wide Wireless	50
Junk This Radio Jargon, <i>By George H. Clark</i>	54
How to Design Inductance Coils, <i>By Samuel C. Miller</i>	55
The Wireless Age Reflex, <i>By John R. Meagher</i>	57
Workshop and Laboratory	60
N. A. W. A.	62
Industrial Inklings	65
New Appliances and Devices	66
Information Desk	68
Stations Worked and Heard	86
Amateur Radio Stations of the United States	96

## Your Authors

**MR. ARTHUR R. BURROWS** (Broadcasting in the British Isles) is just about the most competent authority from whom such an article could come. And to us here in America in process of working out our broadcasting problem the British experiment should be very illuminating. Mr. Burrows is Director of Programs for "Programmes" as the English have it) and just returned from a long vacation cruise in the South Seas or some such quarter in time to do this article for THE WIRELESS AGE.

**MR. M. B. SLEEPER** (How to Be a Radio Salesman) has gained his ability to handle such a subject through a considerable practical experience in radio. He is well known in New York as a radio manufacturer, and through his publication, *Radio and Model Engineering* is known widely as a radio designer and technical publisher.

**MR. CARL DREHER** (Little Journeys Into Radio Computations) confesses that he used to be a tennis player but that now-a-days he has to attend so closely to his job as technical sponsor for the programs that go out from WJZ and WJY where he watches like a hawk the oscillograph which gives a moving picture of the sound that he is transmitting—that he doesn't get time to follow the game. The bane of his existence, he says, are the sopranos who screech and the basses who bellow.

**MR. RALPH R. BATCHER** (Design of Loop Antenna) organized the first radio club in Iowa—"The Hawk-eye Radio Association," in 1913. He has served as Radio Instructor in Iowa State College, Marconi Institute and Signal Corps School. Graduate Electrical Engineer of Iowa State College and grade member of the Institute of Radio Engineers, he is the author of "Prepared Radio Measurements" and numerous technical articles on radio.

PUBLISHED MONTHLY AT WIRELESS PRESS, INC., 326 BROADWAY, NEW YORK


LOS ANGELES, CALIF., 456 So. Spring St. CHICAGO, ILL., Marquette Bldg. GREAT BRITAIN, AUSTRALIA,  
Coast Publishers Co. Wheeler & Northrup 12-13 Henrietta St., London. 97 Clarence St., Sydney, N. S. W.  
Yearly subscription in U. S. A., \$2.50—Outside U. S. A., \$3.00; Single Copies, 25 cents. Entered as second class matter Oct. 9, 1913, Post Office, New York, N. Y.,  
under the Act of March 3, 1879. Copyright, 1924, Wireless Press, Inc. When subscription expires you will find a renewal blank enclosed. Return with remittance promptly.

James G. Harbord, Pres. L. MacConnach, Secy. George S. DeSouza, Treas. H. L. Welker, Adv. Mgr. H. H. Reber, Bus. Mgr.  
Major Jerome W. Howe, Editor John R. Meagher, Technical Editor C. S. Anderson, Associate Editor

Because certain statements and expressions of opinion from correspondents and others appearing in these columns from time to time may be found to be the subject of controversy in scientific circles and in the courts, either now or in the future and to sometimes involve questions of priority of invention and the comparative merits of apparatus employed in wireless signaling, the owners and publishers of this magazine positively and emphatically disclaim any priority or responsibility for any statements of opinion or partisan expressions if such should at any time appear herein. Printed in U. S. A.

THE WIRELESS AGE is a member of the Audit Bureau of Circulations.

# National Radio Institute Graduates Are "Cashing In" On These Wonderful Opportunities!



Austin Riu, one of our graduates, is now an operator of broadcasting station PWX of Havana, Cuba, and earns \$250 a month. Merle Wetzel, of Chicago Heights, Ill., another graduate, advanced from lineman to Radio Engineer, increasing his salary about 100 per cent. *even while taking his training!* Emmett Welch of Peculiar, Mo., right after graduating started in Radio, earning \$300 a month and expenses.

Every day some new use for Radio is being discovered. Every day new opportunities for earning big money are being created in this new, romantic field. Never in the history of industry has any field offered such astounding opportunities for live wires. *Hundreds, earning small salaries now, will soon make fortunes in Radio!*

## More Money for YOU in Radio

Are you "cashing in" on your Radio Knowledge? If you're not, you are passing up the best bet that has ever come your way. It's entirely up to you. There's nothing impossible in Radio for the man who has the ambition to try. In a few months at home, you can easily become a *recognized radio expert*—and to these radio specialists, Radio offers remarkable salaries, easy fascinating work, short hours—and a wonderful future!

## Earn \$2400 to \$10,000 a Year

You can earn bigger pay than you probably ever dreamed possible. Only don't let yourself stay in a rut. Sit up—look up—make up your mind that if others can make big money and big successes in Radio, so can you. The National Radio Institute has a sound practical radio course that defies comparison. It has a record of successful graduates that is unquestionable evidence of its ability to qualify you quickly for a big money position in Radio.

Our Free Book "Rich Rewards in Radio" tells all about the amazing opportunities Radio offers you, and describes how you can become a recognized radio expert at home in an astonishingly short time. Now—while your ambition is warm—mail the coupon for this big-money Free Book! National Radio Institute, Dept. 46BA, Washington, D. C.

**THIS FREE BOOK  
Points The Way  
To Your Success**



National Radio Institute, Dept. 46BA  
Washington, D. C.

Without obligation send me your book, "Rich Rewards in Radio", which tells all about the opportunities in Radio, how spare time study at home will qualify me quickly as a Certified Radiotrician so I can get one of these splendid positions, and how your Employment Service helps me to secure a big pay job.

Name .....

Street .....

City .....

State .....


**Note: Radio Firms** Secure practical Radio experts among our graduates. Write us today.

## Model X

### \$285, Fully Equipped With Built-in Loud Speaker

This radio receiving unit is a newly perfected development of the Kennedy Engineering Staff. It is unusual in that it combines extreme simplicity of operation with the same scientific accuracy and selectivity that characterized the earlier Kennedy models. After an initial setting is made only one dial is required for all tuning. And, when a dial setting of a station is once determined, that station will always "come in" at its own setting regardless of where the receiver is used.

It is stable in operation, reproduces music and voice with remarkable faithfulness and has established some unusual distance records. Responds to all broadcast wave-lengths—operates on any antennae, outside type preferred. "Re-radiation" has been practically eliminated.



## Beautiful Radio Furniture— the New Kennedy Receiver, Model X

As a graceful piece of furniture, the Kennedy Radio Receiver, Model X, makes a charming addition to any home. The cabinet is of mahogany, hand rubbed to a beautiful finish—with its delicate inlay of satinwood and ebony and the grill at the front, it is truly typical of the Sheraton design. A loud speaker of superior quality is built into the cabinet—by this means faithful reproduction of music and voice is available to an entire family or assembly of guests.

The control panel is symmetrically balanced and immediately indicates the remarkable ease with which the receiver may be operated—the angle at which it is set is the result of much study to provide greater comfort while tuning.

The receiving unit in Model X is every-

where recognized as one of the most noteworthy achievements in radio development—particularly since it sets a new standard of operating simplicity in combination with the precision and selectivity that have always been a feature of Kennedy radio receivers.

The price of Model X, completely equipped with all tubes, dry batteries, built-in loud speaker and individual Kennedy 3,000-ohm phones, with plug, is \$285.00. Other models range from \$125.00 to \$825.00, completely equipped.

Ask your dealer to show you the new Kennedy Radio, Model X, or write us direct for fully illustrated literature.

THE COLIN B. KENNEDY COMPANY  
St. Louis San Francisco

*All Kennedy receiving sets are regenerative.  
Licensed under Armstrong U. S. Patent No. 1,113,149.*

# K E N N E D Y

The Royalty  of Radio

When writing to advertisers please mention THE WIRELESS AGE

# Brandes



**G**RANDMA'S happy now! Her busy fingers and tired eyes enjoy their well earned rest. She's busy without working. Time doesn't drag. Long hours are lightened by the world of entertainment and fun brought to her by radio. A new interest fills her life!

C. BRANDES, Inc. NEW YORK

## Matched Tone


TRADE MARK REG. U.S. PAT. OFF.

## Radio Headsets

© C. Brandes, Inc., 1924



When writing to advertisers please mention THE WIRELESS AGE



## If you take radio seriously

**Y**OU want to tune in distant stations, but there is another thing you want just as keenly—to get what you get *clearly*.

No matter how far or how near the station is, for greatest clearness and for all-round satisfaction, you must use storage batteries. Once you hook up to Exide Radio Batteries you will never be satisfied with anything less. They give uniform current, smoothly, quietly, over a long period of discharge. Like good little boys, they are seen and not heard.

### For low-voltage tubes

The two newest members of the Exide family are midgets in size but giants in power. These sturdy little A batteries weigh only five and six pounds each. They furnish in full measure that uniform and unfailing power so essential to clarity and distant reception.

They were specially designed for WD-11 and UV-199 vacuum tubes, but can be used with any low-voltage tube. The two-volt Exide A Battery consists of a single cell. It will heat the filament of a WD-11 or other quarter-ampere tube for approximately 96 hours. The four-volt A battery, having two cells, will light the filament of a UV-199 tube for 200 hours.

### For six-volt tubes

Like all Exide Storage Batteries, the Exide A Battery for six-volt tubes is dependable and long-lasting. It is made in four sizes—of 25, 50, 100, and 150 ampere-hour capacities.


### On land, at sea, in the air

It is the experience back of Exide Batteries that makes the Exide give such exceptional service in radio. There is an Exide Battery for every purpose. Exides run trucks, start and light automobiles, operate drawbridges, propel under the sea a majority of the world's submarines, send your voice over the wire every time you use the telephone.

A majority of all government and commercial radio plants both on land and at sea are equipped with Exide Batteries. The Leviathan is Exide-equipped.

The giant dirigible Shenandoah carries Exide Batteries for ignition, lights, and radio.

It does not pay to get any but a known-to-be-reliable storage battery for radio. Exide Radio Batteries are sold by radio dealers and Exide Service Stations everywhere. Ask your dealer for booklets describing in detail the Exide Radio Batteries, or write us direct.



Exide B Battery

# Exide


## RADIO BATTERIES

THE ELECTRIC STORAGE BATTERY COMPANY, PHILADELPHIA

Manufactured in Canada by Exide Batteries of Canada, Limited, 133-157 Dufferin Street, Toronto

When writing to advertisers please mention THE WIRELESS AGE





FADA "ONE SIXTY" WITH THE NEUTRODYNE CIRCUIT

## *Distance*

The real thrill of radio is in listening to voice or music on the loud speaker from broadcasting stations located in cities a hundred or a thousand miles away.

To tune them in almost at will is a feature that has made hosts of enthusiastic friends for the FADA "ONE SIXTY" radio receiver. Here is a four-tube receiver combining the famous Neutrodyne circuit with the craftsmanship and experience that have made the name FADA


synonymous with quality in radio. It is a receiver that is the equal of any five-tube set of any type or make.

Selectivity, volume, distance and clarity are outstanding features of the FADA "ONE SIXTY" radio receiver. Once the dial readings of any station are recorded, that same station can always be tuned in again by returning to the same settings—and almost always, with loud speaker volume. Price, \$120 at dealers. Extra for tubes, batteries and phones.

F. A. D. ANDREA, INCORPORATED  
1581 Jerome Avenue, New York City

# Fada

## RADIO



## How to have a care-free radio party

Friends readily respond to your invitation to hear a good radio program. For a fine party have your battery fully charged and ready—you can't get more out of it than you put in—so:

Use a Tungar, the care-free battery charger, to charge the storage battery at home. Tungar charging means longer battery life and more "pep"—plus convenience.

Sold by Electrical, Auto-accessory and Radio Dealers.



**Tungar** is one of the many scientific achievements contributed by the G-E Research Laboratories toward the wonderful development of electricity in America.

*Tungar Battery Charger operates on Alternating Current. Prices, east of the Rockies (60 cycle Outlets)—2 ampere complete, \$18.00; 5 ampere complete, \$28.00. Special attachment for charging 12 or 24 cell "B" Storage Battery \$3.00. Special attachment for charging 2 or 4 volt "A" Storage Battery \$1.25. Both attachments fit either Tungar.*



# Tungar

**BATTERY CHARGER**

*Tungar—a registered trade mark—is found only on the genuine. Look for it on the name plate.*

Merchandise Department  
General Electric Company  
Bridgeport, Connecticut

# GENERAL ELECTRIC



# RHEOSTATS—POTENTIOMETERS

General Radio type 214 rheostats and potentiometers are a quality product. The base is made of genuine moulded bakelite and the wire is tightly wound on a specially treated fibre strip. A perfect, non-arcing contact is thus assured.

Where a smaller rheostat or potentiometer is required the type 301 will be found very satisfactory. These units are similar in construction to our type 214.

The diameter of the 214 rheostat is three inches and that of the 301 is two inches. G R rheostats and potentiometers also embody—



TYPE 214



TYPE 301

- Fineness in adjustment
- Smoothness in operation
- Temperature resistance stability.

Type	Price
214A—2-ohm Rheostat .....	\$2.25
214A—7-ohm Rheostat .....	2.25
214A—20-ohm Rheostat .....	2.25
214A—50-ohm Rheostat .....	2.25
214A—400-ohm Potentiometer .....	3.00
301—10-ohm Rheostat .....	1.25
301—30-ohm Rheostat .....	1.25
301—200-ohm Potentiometer .....	1.25

Send for Bulletin 916-W

## GENERAL RADIO CO.

Manufacturers of

**Electrical and Laboratory Apparatus**


MASSACHUSETTS AVE. and WINDSOR ST.

**CAMBRIDGE,    ::    ::    MASSACHUSETTS**

Founded 1892  
**HENRY M. SHAW**  
 President  
**FRANK M. SHAW**  
 Vice Pres. & General Mgr.



Specialists  
 in  
 Moulded  
**BAKELITE**  
 and  
 "Shawlac"



**BESTONE Variocoupler  
 Insulation by SHAW**

# The Guarantee of Quality

The manufacturers, whose products are pictured here, came to Shaw for insulation, because nothing but the best is good enough.

They know Shaw quality will match the quality of their products.

They take no chances in having the operating efficiency of their goods impaired by poor insulation.

What about YOUR product? Do you protect your customers—your good name, by insisting on the quality of the insulation you use matching the quality you build into your products?

Why jeopardize your market—your success—by false economy in the use of inferior insulation for which you must assume the responsibility.

The Radio public insists upon good goods. More and more they demand insulation of the Shaw quality.

Write us to-day about your problems and requirements. Send samples for quotations.

And by all means start now to anticipate your requirements for the coming year so that you will not again face a shortage of goods when you need them most.



**CARDWELL Transformer  
 Insulation by SHAW**



**PACENT  
 Plug  
 Insulation  
 by  
 SHAW**



**AMSCO  
 Rheostat  
 Insulation  
 by  
 SHAW**




**WESTERN ELECTRIC  
 Socket  
 Insulation by  
 SHAW**

## SHAW INSULATOR COMPANY

150 Coit Street  
 Irvington-Newark, - - New Jersey

When writing to advertisers please mention THE WIRELESS AGE


# A Transformer of Real




The winding that Kellogg developed, was found to be most efficient for audio frequency transformers. Its problems involved the finding of the proper thickness of paper, the proper kind of insulated wire to provide the proper number of ampere turns, and impedance.

## Merit

*Amplification  
of Entire  
Musical  
Range  
Free from  
Distortion*



The one-piece laminations of silicon contain no punched holes, which in many other transformers causes eddy currents and losses. The one-piece lamination is exclusively a feature of the Kellogg transformer. It provides an exceptionally true electro-magnetic core.



To correctly shield these transformers that they may be mounted in any position desired without losses, this brass shield was designed. It is so arranged that both sides are interchangeable, locking together at the base. They are finished in a handsome maroon enamel.



The wires extend through the Bakelite top, which affords perfect insulation, and are soldered to the terminals in plain sight, where they may be inspected. This also eliminates any possibility of breakage of transformer leads.



The finished job, of which we are mighty proud. The leads are soldered to tinned terminals, which are under nickel plated nuts over which are placed knurled nuts. Each binding post is plainly marked so that it is impossible to make incorrect connections.



Amplify the pleasure of your radio set by installing Kellogg audio frequency transformers. Second to none in volume, clarity and freedom from distortion.

No. 501—Ratio  $4\frac{1}{2}$  to 1. No. 502—Ratio 3 to 1. Only \$4.50 each

Built and Guaranteed by

## Kellogg Switchboard & Supply Company



1066 West Adams Street, Chicago

*“Knowing radio batteries as I do, I consider yours most remarkable”*

—a statement made by one of the most prominent radio engineers.

The efficiency of your receiving set depends largely upon the quality of batteries used.

That is why engineers, manufacturers, amateurs and the public at large prefer Burgess Radio Batteries.



**“ASK ANY RADIO ENGINEER”**

# BURGESS RADIO BATTERIES

*A Laboratory Product*

## BURGESS BATTERY COMPANY

ENGINEERS - DRY BATTERIES - MANUFACTURERS  
FLASHLIGHT - RADIO - IGNITION - TELEPHONE  
GENERAL SALES OFFICE: HARRIS TRUST BLDG., CHICAGO  
LABORATORIES AND WORKS: MADISON, WISCONSIN

### BRANCHES

NEW YORK    BOSTON    KANSAS CITY    MINNEAPOLIS  
WASHINGTON    PITTSBURGH    ST. LOUIS    NEW ORLEANS

### IN CANADA

PLANTS: NIAGARA FALLS AND WINNIPEG  
BRANCHES: TORONTO    MONTREAL    ST. JOHN

When writing to advertisers please mention THE WIRELESS AGE

*New York's Grand Opera - one of the many events enjoyed by Magnavox owners*

**MAGNAVOX**  
Radio  
Reproducers and Amplifiers



**M**MAGNAVOX instruments are never subject to those internal interferences which, at critical moments, are so apt to mar the performance of ordinary radio reproducers.

To measure the success which Magnavox engineers have accomplished in the design and manufacture of Magnavox products, remember that they have been sold in far larger quantities than any other radio units in the world.

**Magnavox Reproducers**

- R2 with 18-inch curvex horn \$60.00
- R3 with 14-inch curvex horn \$35.00
- M1 with 14-inch curvex horn.  
Requires no battery for the field.  
\$35.00

**Magnavox Combination Sets**

- A1-R consisting of electro-dynamic  
Reproducer with 14-inch curvex

Magnavox Products are for sale at Registered Magnavox Dealers everywhere. Write for new 32-page Magnavox Radio Catalogue.

**THE MAGNAVOX CO., Oakland, Calif.**

New York Office: 370 Seventh Avenue

Perkins Electric Limited, Toronto, Montreal, Winnipeg. Canadian Distributors

horn and 1 stage of amplification  
\$59.00

- A2-R consisting of electro-dynamic  
Reproducer with 14-inch curvex  
horn and 2 stages of amplification  
\$85.00

**Magnavox Power Amplifiers**

- A1-1-stage . . . . . \$27.50
- AC-2-C-2-stage . . . . . \$55.00
- AC-3-C-3-stage . . . . . \$75.00

*For every  
receiving set  
there is a  
MAGNAVOX*

2R

When writing to advertisers please mention THE WIRELESS AGE

# Editorial Chat



**A**MATEURS who are versed in or are studying the code can apply their training usefully in the effort to reduce interference. It is manifestly of no practical value to make general complaints to the Department of Commerce. No investigation nor action can be based upon them. But an amateur trained in the code can report an interfering message exactly to the Department, whereby the identity of the offender can be established. Here's an opportunity to be helpful.

**S**AN DIEGO has the right idea—and evidently, too, the right man. An old local amateur club has joined hands with the B. C. L.'s of the vicinity in the organization of a San Diego Radio Club, which is so fortunate as to have as a guiding hand at the helm Judge Eugene Daney, leader of San Diego's legal profession and radio enthusiast. In this attempt to associate together all persons interested in radio, whatever their particular angles of interest, may be recognized the elements of a process which will one day bring the solution of many of the troublesome problems of radio as we know them today. To what extent the interests of the various shades and degrees of "ham" and listener-in blend and merge—how their common interests can best be served and their differences ironed out—is a field of inquiry which can best be approached not by individual radio enthusiasts and writers who one and all have their peculiar prejudices, so well as by closer association between radio enthusiasts of all classes.

Such association, moreover, will enable the amateur to make his knowledge of more general benefit. Some amateurs have made notable contributions to the development of radio, as is well known, but more and more we may expect the refinements and improvements to come from the investigations of highly trained technical experts rather than from the efforts of the typical amateur. However, the amateur can continue to contribute a valuable assistance in the spread of radio interest and consequently the progress of the radio science and art, if he will devote some of his attention to interesting and initiating others in the wonders and benefits of radio and lending a little aid to new "fans" with a view to making their radio installations effective and satisfying.

**B**ROADCAST listeners are being encouraged to enjoy the benefits of radio not only by the co-operation of amateur operators in the plans for regulating radio traffic, but also by the effort of the Department of Commerce to clear the air during broadcasting hours of ship operators' signals. Every listener-in has experienced the annoyance of hearing a code message suddenly break in upon a program which was coming over strong and clear. In many cases these messages are from ships reporting their positions as is required of them daily. And one of the wave lengths assigned to ship operators is right in the broadcasting band. It is now proposed to reduce this annoyance by requesting vessels to report their positions before seven and after eleven P. M.

**G**OOD idea to watch the development of news service by radio. We note particularly KYW's twenty-four-hour news bulletin service which releases the news hot from the street at half-hour intervals. This Chicago station has displayed good sense in placing the service in charge of two competent, veteran newspaper men.

There is a whiff of danger here. The right judgment and action of humans is pretty much controlled by the information about people and things and events they receive. And information, as we all know, can be variously colored by the medium through which it chances to reach us. In the newspapers we have a fairly effective check upon our news dispensers through the fact that the evidence is left in cold print for a world of contemporary writers and critics to carp at. How about the news through the ether? Once the false statements and the distorted facts are released for thousands and perhaps millions of listeners to receive, as will inevitably occur, what record will we have other than memory? And the other fellow's memory is so likely to be untrustworthy. Perhaps we'd better ask KYW to install a court stenographer and a notary public in their news service studio. And perhaps a printed and circulated "follow-up," publishing accurately the spoken news items, would be practicable and effective.

You will have to agree that there are interesting possibilities in the extension of radio news service. Furthermore, there is no need to fear that such service will curtail the demand for printed news. On the contrary, the effect is more probably going to be a stimulated demand for both newspapers and current news periodicals.

\* \* \*

**L**ETEMPS, semi-official Paris journal, complains that American news gets garbled by the British in transmission. Not unlikely. Perhaps the British might as justly complain of French influence to which American news, destined to parts of the empire on which the sun never sets, may be subjected. There is only one answer. Let us hasten the extension and perfection of radio broadcasting. When all corners of the globe shall through this wonderful agency get the message from every other corner, undiluted and untainted, straight from the shoulder, a big step forward will have been made toward the better understanding between peoples. In fact, and in pursuance of this thought, what better Peace Plan could be proposed than the rapid development of radio broadcasting on an international basis? Take note, Mr. Bok.



\* \* \*

**T**O all broadcast listeners: How can you expect to participate fully in the joys and benefits of radio unless you contribute some study and effort? It is surely of advantage for you to learn something about radio and the principles of radio receivers, so that you may appreciate more fully just what a wonderful apparatus you have, and may understand how to get the utmost value from it.



# \$25 for \$10

## The New Acoustical Giant



**DIRECT FROM  
FACTORY TO YOU**

**NO DEALERS  
SALESMEN  
JOBBER**

THE ACOUSTICAL AMPLIFIER  
**BEL-CANTO**  
TRADE MARK

Their Profit Is Your Saving.

This is truly a wonderful opportunity to buy this nationally known speaker at a tremendous saving.

Call at the factory, send us your check, money order or pay the postmaster \$10.00.

C. O. D. DELIVERED FREE TO YOUR DOOR.

**GUARANTEE.**  
Money back any time within ten days if dissatisfied. We further guarantee to the publication carrying this advertisement that each and every speaker sold will be exactly as advertised in this issue.

- 7 POINTS OF BEL-CANTO SUPERIORITY**
1. Fiber horn  
Crystalline finish.
  2. Our own adjustable loud speaking unit, giving a wide range of tone quality and volume without distortion.
  3. The base of cast iron, weighing four pounds, eliminating top heaviness.
  4. All other metal parts are of heavy cast aluminum, highly polished.
  5. Complete instrument stands 24 inches high, 10 inch bell.
  6. Guaranteed for one year from date of purchase against mechanical defects of any kind.
  7. No auxiliary batteries required. Just plug in on 2nd stage.

# Price \$10

# BEL-CANTO MFG. CO.,

BENSEL-BONIS CO., Inc., Dept. W. A.  
General Office and Factory, 417-419-421 East 34th St., N. Y. C.

# Ice Bound but not Isolated

**I**T can't be done, you say? We didn't think it could either. But listen. It's a long distance from the Arctic Circle to Minot, North Dakota. We really never thought of the two places before in connection with one another, until Mr. L. H. Weeks, of the Radio Equipment Corp., and Ace Type V and 3B receivers brought them together.



**ACE TYPE 3B**

Licensed Under Armstrong  
U. S. Patent No. 1,113,149

As you know the Mac Millan Expedition, station WNP, is at present frozen in somewhere near the North Pole. We're all trying to pick up their nightly messages. Once in a while we succeed. But to the little Ace Type V and the Ace Type 3B, operated by Mr. Weeks, 9DKB, goes the distinction of being the only consistent relay point of WNP.

Here's what Mr. Weeks says:

November 21, 1923.

"The Little Ace Type 3B isn't so bad for selectivity, cutting out a ten watter, radiating 3 amps. and bringing in the louder B. C. Stations. Hung up a little record with one last night. Heard WNP and worked him using 50 watts and the 3B. Hi."



**ACE TYPE V**

Licensed Under Armstrong  
U. S. Patent No. 1,113,149

December 11, 1923.

"Worked WNP the other morning and took 1,500 words NANA story for him. Took a message from him the morning before that was destined for Sommerville."

This is the first NANA message from WNP sent direct to the U. S. It took over an hour, and the Ace Type 3B, on which it was received, brought it in QSA without a miss.

December 19, 1923.

"Took twelve messages from MacMillan two hours using Ace Type Five."

Now do you believe us? If not, we can give you plenty more evidence.

But maybe this isn't news to you. Perhaps you have had success in bringing in WNP. If not keep on trying. Your Ace Type V or Ace 3B may not bring them in the first time you

try, but if they can do it in Minot, N. D., they can probably do it for you.

## The Precision Equipment Company

*Powel Crosley, Jr., President*

**228 Vandalia Ave.**

**Cincinnati, Ohio**

# THE WIRELESS AGE

*"America's Foremost Radiophone Review"*

VOLUME XI

FEBRUARY, 1924

NUMBER 5



## "Why I Became a Radio Fan"

A SYMPOSIUM

The Prize Contest Recently Conducted by THE WIRELESS AGE Was the Cause for the Receipt of a Great Number of Letters Which, Taken Together, Tell Pretty Clearly Why the World Has Become a Radio Fan


**I**T is a pretty general trait of human nature to want what seems to be giving a lot of other folks a good time. Sometimes we decide that the

ing very much about steam yachts and trips to Europe and being president and such magnificences.

But there was one thing, back in a

sibilities and convenience opened up with the telephone—and trouble, when sister "gabs" for more than fifteen minutes with her friend, and the

*Why I Became A Radio Fan Might be, but IS NOT the Title of this Picture*



PRIZE CONTEST ANNOUNCEMENT—WHAT IS THE TITLE FOR THIS PICTURE?

For the best title to this picture submitted before March 31, 1924, THE WIRELESS AGE will give as a FIRST PRIZE—A WIRELESS AGE Reflex Receiver (described in this number). The next best title will receive a Second Prize of Five Dollars. The 3d, 4th and 5th prizes which will be awarded in this contest will be subscriptions to THE WIRELESS AGE. THIS IS FOR YOU! What is this picture about? And what is the snappy title that is needed to give the clue? Send in your suggestion to the Contest Editor, THE WIRELESS AGE. Don't delay.

particular thing that gives some of our acquaintances pleasure may not afford that same pleasure to us. Tastes differ, and capacities differ. Not all the world likes a boxing match, and not all the world enjoys a lecture on bugs. Then, while most of us feel that we could manage to find some pleasure in a steam yacht, there aren't yachts enough to go around, so we quit think-

ing very much about steam yachts and trips to Europe and being president and such magnificences. But there was one thing, back in a century that seems long ago, that everyone desired and pretty nearly everyone sooner or later managed to get—that was the bicycle. Remember? What a world of new freedom opened up with the bicycle! And along about the same era came the general extension of the telephone, so that everyone began putting telephones in the home. What a world of new pos-

ibilities and convenience opened up with the telephone—and trouble, when sister "gabs" for more than fifteen minutes with her friend, and the possibilities and convenience opened up with the telephone—and trouble, when sister "gabs" for more than fifteen minutes with her friend, and the

Today it's Radio.

Only in its beginning, and millions have already responded to its appeal; and because millions have shown how great a thing radio has meant and means to them, and because radio is within the compass of nearly every man, woman and child, still other millions in ever increasing numbers are going to swell the ranks of radio fans.

Why?

Because, like the bicycle, like the telephone, like the automobile and the movie, radio represents to you and to every other chap and to our wives and sweethearts and doddering grand-dads and boisterous sons and still more *boysterous* daughters—a bigger world. A bigger world! Just that.

Of course, some like their bigger world only to be fuller of tinkering and experiment, and some like their bigger world to be only fuller of lectures on bugs, and some want their bigger world to be only fuller of jazz. There's no accounting for taste. But in whatever direction you please, radio does make a bigger world. If you are specially keen about weather, as



"While I listen for just one more" by the radio.

Another writes that he's a radio fan principally because he can go to all the college games—by radio. Still another but there's no need to refer you to the whole long list of eccentricities and hobbies and fancies. Every one of them gets a world of new interest and possibilities, via radio.

Yet, withal, there are more souls still that are finding in radio, not one door and one avenue out into a bigger world of one dimension; but many doors and as many diverging avenues into a world of huge dimensions, a world of culture and science and art and pleasure, a world of interesting people and interesting ideas.

And this is why we are becoming a world of radio fans.

Now let's hear from some of our readers who have taken the pains to tell just the why of the individual case.

#### THE FIRST PRIZE WINNER

Arthur N. King, of 12 Dorchester Street, Waltham, Mass., has been awarded the first prize because he wrote:

"I have a boy who wanted a bicycle. That doesn't read like radio, does it? I didn't want him to have a bicycle. The boy then



Louise Lorraine Is a Sure 'Nuf Fan

proposed that if I would pay half the cost of a radio set, he would forget the bicycle. We compromised on the radio. I had never heard one! We made our receiver and have listened in from Montreal to Havana, but we want a better set.

"I read six radio magazines regularly and others when I can.

"My ears are flat and my feet get cold while I listen for just one more."

There is something that rings very true in this little 100-word letter of Arthur's. And there's a lot between the lines.

Arthur got his bug like a lot of others—from the boy. But it doesn't always come that way. Here's fan-making that comes out of an earlier year and strikes a true note. Its writer, Nelson Nichols, Jr., of Greenlawn, Long Island, has been awarded the second prize:

#### THE SECOND PRIZE WINNER

"One night in 1916 while copying press from NAA for my brother-in-law, who is not an operator, a peculiar note was heard, and in tuning down the loose-coupler to around 500 meters, we heard "Nearer My God to Thee" being played. At that time broadcasting was unknown, and so uncanny was this music that cold chills ran up and down our backbones, and we sat spellbound and speechless, looking at each other.

"I became a radio fan then and there in earnest, and probably will continue to be one until my time comes to leave this earth of ours."

#### BLIND FAN WINS PRIZE

The Third Prize has been awarded to Le Roy Drake, of Chicago, Ill., the author of the following:


"I have been blind since infancy. I obtained my graded education from the Illinois School for the Blind at Jacksonville, Ill. I received an advanced musical training; and later I studied and graduated in electrical engineering; and the work of Nikola Tesla led me to the field of radio engineering. I design, construct and operate devices but follow no dogmatic directions. Light is needed in radio work, but much can be done without it.

"Music and radio are inseparable companions; and I try, constantly, to keep posted on both subjects. A good theoretical knowledge of radio is a valuable asset."

#### CRYSTAL SET GIVES FIRST CONCERT

A genuine and very typical response won the Fourth Prize, for Mary

(Continued on page 61)



Mr. Felix Cadou, on the left, has provided radio for the whole family. They have all become fans

# Outstanding Broadcast Features



Rear Admiral Shoemaker, U. S. N., one of the speakers during the Navy Night Programs which are a regular feature of WJZ

Senator Paul Dupuy, publisher of Le Petit Parisien, who broadcast his first spoken message to reach France from America as told on page 27




Just before Mr. Tom Terris gave his second talk on King Tutankhamen's tomb from WOR, Mr. Alfred McCosker showed him a map of the WOR broadcast territory

# The Making of B. C. L.'s



*"Eve" again—still doubtful—but still convincing. She is telling her daddy that according to the talk just broadcast he did not use sound judgment in his last investments*

*Mozart's "Die Zauberfloete" is responsible for the expression of utter concentration on this youngster's face. He is somewhat relieved, too, that the "sandman" had the decency to stay off the air*



*Youth will be served. Instead of asking innumerable questions—as of old—the new generation is content with the elders' evening spent in tuning in*



*If it's a bed-time story, Brother Rabbit is trying to beat a split-second to cover with the Grizzly Bear rounding the last corner for the home stretch. Incidentally Brother Rabbit doesn't know that a big wolf is waiting in an ambush*

*The little fellow has just stepped out to get the market reports for his mother while she makes up her list of items to be purchased when she goes shopping. Nothing like a little co-operation from all members of the family*

# Humor, Opera and Jazz, Before the Microphone



*Billy Jones and Ernest Hare, famous phonograph humorists, now a regular feature at W.E.A.F. You see them here as they sound on the air*



*Mabel Corlew, Lyric Soprano, who sang the title rôle in the first Junior Operetta "Little Red Riding Hood," which was broadcast from WJZ*



*Newcomers to radio—The Brooklyn Mark Strand Little Symphonized Jazz Orchestra and Singers doing their "stuff" to the syncopated rhythm of "feet-shaking" jazz. But we "spilled the beans" on them in "Peeps Into Broadcast Stations." The manager of Station WJY said that they represent the "wildest" moments ever experienced in a broadcast studio*

# South of the Broadcast Station



*"Radio-Canoeing" in Florida — They should worry about February, or, for that matter, about anything else*



*"Mermaiding" by radio is a new sport on the southern bathing beaches. All we want to know is, when does she dive? Or does she dive?*



*"Music While You Dine," on that southern trip—now we know the lure of the wide open spaces. The automobiles on Broadway, just now, seem to lack the romance pictured here*



*And this is adding insult to injury. They use OUR music to play on a Florida beach while WE shiver in New York so that it can be broadcast to them*



Another powerful station you must try to tune  
in to your receiver

# "KGO" on the Pacific

The General Electric Company's Pacific Broadcasting Unit

By Earl Ennis

**B**EDDED in concrete, its giant antennas pointing toward the Orient and the American continent at its back, the General Electric Company's first permanent broadcasting unit has reared its sentinel towers beside the portals of the Golden Gate on San Francisco Bay—the most recent of the world's great radiophone units.

A sister station to WGY, famous unit at Schenectady, N. Y., it has stepped out of the development class, which was WGY's initial status, into the field of permanency. In Oakland, Cal., chosen for advantageous location and important purpose, all that has been worked out at Schenectady has been installed to ingenious effect. In its final analysis, the new station may be said to be one of the world's best—the compacted product of many months of experimentation in research and development fields.

The establishment of the new General Electric station comes at a most advantageous period in Pacific Coast radio development. The Pacific has long been one of the world's greatest radio

fields. Perfect climatic conditions, astounding magnetic beneficence, and an absence of the terrific static so familiar to Eastern states, have made broadcasting on the West coast a thing of beauty and a joy forever.

Nightly listeners, who sit at their lamps and knobs, reach out to untold distances with ease and surety. They span the Rocky Mountains to Chicago, New York, Atlanta and other far points much easier than do the Eastern listeners working westward. One reason lies in the fact that the West has been lacking in stations highly enough powered to span the 3,000 miles from coast to coast.

But the past year has seen the coming of standardized equipments. These have carried the fame of California stations to the East. Fragments of weather reports, the singing of canaries in the dead of winter, heard over thousands of miles of intervening space, have turned the ears and attention of the listening Eastern world toward the West. There has grown up

out of these nightly pilgrimages through the ether, the hope and expectation that the West would do something for the broadcasting development commensurate with its possibilities.


The new Pacific Coast broadcasting station of the General Electric Com-



Martin P. Rice, Director of Broadcasting for the General Electric Company

pany is an answer to this national expectation. Where Oriental trade flows through the western doors of the United States, this new station, one of the most powerful of its kind and type on the globe, will reach out with its invisible fingers, tangent to six nations with its mystic touch. There will be wrought the West's great epic of aerial entertainment and service in strains of music, in tones of the human voice, knocking on a million doors to bring a message of commercial confidence and industrial faith.

The new General Electric station  
(Continued on page 56)



Antenna, 150 feet high, for the new General Electric Company broadcasting station at Oakland, California. The operating house is shown between the towers.



The studio of the new broadcasting station of the General Electric Company at Oakland, California, which is here shown nearing completion. The first G. E. station, WGY, at Schenectady, has been broadcasting since February, 1922. A third station will probably be built at Denver, Colorado

# BROADCASTING

in the

# BRITISH ISLES

In England the Struggle to Promote Broadcasting Is on in Full Blast. It is Worth While for America to Watch the Problem Work Out Across the Ocean

The Editor of *THE WIRELESS AGE* has invited me to tell you the story of Broadcasting in the British Isles.

This story, I feel, would have come more appropriately from Mr. J. C. W. Reith, the General Manager of the British Broadcasting Company, for whatever I may say, it is he who has been engaged for over nine months, on a Government Committee and outside it, in fighting battles for radio against odds that would freeze the blood of an ordinary individual. Mr. Reith has fought, and has won, as I am sure his many American friends anticipated. He may not admit what I now suggest, but I imagine his success all along the line in breaking down prejudices and coming straight to the point may be traced in some measure to American influences when during the later stages of the great war he was engaged in your country upon important work associated with armaments.

Having made this reservation I accept a long-sought opportunity for paying personal tribute to the wonderful pioneer work accomplished for radio by the United States.

While the writer was privileged to conduct long distance broadcasting demonstrations in the North Atlantic, from the C.P.O.S. "*Pictorian*" as far back as the summer of 1920, the application of wireless telephony to public uses was not possible in Great Britain until practically the end of last year. British wireless telephones were being sent to all parts of the world, even in hundreds to China, but no practical application was permitted in Britain itself outside the Government Services. This we believe was due to the fact that our country lying on the fringe of an unsettled Europe could not af-

By Arthur R. Burrows

Director of Programs, British Broadcasting Company

ford to take risks that did not exist in the Western world. So for nearly three years it was our galling experience to have to sit helplessly and watch the striking developments taking place in your country.



Arthur R. Burrows, Director of Programs, British Broadcasting Company

The time thus spent was not, we believe, altogether lost. There is an old adage over here, that the watchers see most of the game. Rightly or wrongly it was decided that the promiscuous granting of broadcasting licenses practiced in America would lead to disastrous results in the more limited territory of our islands and that however irksome it might be in the first instance to a freedom-loving race it

would be good policy when the broadcasting veto was removed to have all stations of any serious power under one central control. Accordingly a British broadcasting company was formed at the end of 1922 which was given a license by the British Postmaster General to establish and operate eight broadcasting stations for a period of two years. The agreement was actually signed in January of this year, but operations on a limited scale under the auspices of a Provisional Committee commenced on November 14th of 1922, three stations then being thrown into service, London 2LO on 369 meters, Manchester 2ZY on 385 meters and Birmingham 5IT on 425 meters. Certain restrictions were imposed regarding the operation and the programs of these stations. No transmission was permitted before 5 P. M. except on Sundays and no news could be broadcast before 7 P. M. By an agreement between the Postmaster General and the representatives of the press all news had to pass through Reuters (who work with the Associated Press of America), who were made a collecting center for news supplied by them and three other recognized agencies.

BRITISH BROADCASTING COMPANY,  
FORMED

The British Broadcasting Company had as its nucleus six big firms intimately associated with the wireless and general electrical industry, the British Thomson Houston Company, General Electric Company, Marconi Wireless Telegraph Company, Metropolitan Vickers, Ltd., Radio Communication Company and the Western Electric Company, all British companies. These

guaranteed the bulk of the capital. All other British firms interested in the radio business were invited to join the company by taking one or more shares and by paying a deposit of fifty pounds (\$250.00).

The revenue for the broadcasting programs was to come from two sources. Every possessor of a receiving set was required to pay ten shillings (\$2.50) per annum to the Postmaster General for an official permit; of each ten shillings, five were to be handed to the British Broadcasting Company. It was further arranged that except in the case of a limited number of bona fide experimenters, who having proved their purely scientific intent were granted the privilege of making their own apparatus, every would-be listener should buy sets manufactured by members of the British Broadcasting Company and that these sets should carry special royalties (varying according to the number of tubes etc.) which should also be assigned to development and program expenses.

Soon, however, it became apparent that the arrangement was a mistaken one, for as the programs developed and the stations increased in number aerials began to spring up everywhere which obviously were unlicensed, and a run was made upon the retail stocks of component parts originally intended for the pure experimenter. The innate constructive tendency of most healthy British boys asserted itself and passed for the time out of control.

The question of revenue became an acute one and the need for a revision of conditions was soon apparent. A Government Advisory Committee was therefore appointed to deal not only with the peculiar situation of the moment, but to look ahead and examine broadcasting in all its aspects. This



Miss Ellen Terry broadcasting from the London studio on behalf of the blind.  
(Barratts Photo, London)

committee held numerous sittings throughout the Spring and Summer, sifted a mass of evidence and reported last Fall. Upon this report the Postmaster General has taken action. New conditions have been made for the issue of licenses and a supplementary agreement made between the Post Office and the Broadcasting Company extending the term for which the Company enjoys the license until the last day of 1926. The new agreement permits transmissions at any hour of the day and night subject to Government sanction. It also permits an extension of the original waveband. The new limits are from 300 meters to 439 meters and from 461 meters to 500

meters. The B.B.C. royalties are also revised under this agreement; one shilling (roughly 25 cents) for a crystal set and ten shillings (say two dollars) on a one-tube set, with an extra five shillings for each additional tube.

#### THE BRITISH LICENSE SYSTEMS

There are now three forms of licenses for listeners. Firstly a Broadcast license which can only be used in conjunction with a set manufactured by members of the B.B.C. This costs ten shillings annually. Secondly an Experimenter's license, issued to those having a thorough knowledge of wireless, in the hope that they will assist in advancing scientific knowledge. This permits the use of components of any origin, and costs fifteen shillings annually. Thirdly there is a Constructor's license, issued for persons wishing to build apparatus at home. Apparatus constructed under this license must employ British-made components. It may be used for the reception of broadcast telephony, and costs, like the experimenter's license, fifteen shillings annually.

There was a fourth license until the end of October known as the Interim license, intended for those who had constructed sets while the whole broadcasting position was under revision. Over a quarter of a million of these were issued in a few days following the issue of the committee's report.

The Broadcasting Company will receive from the British Post Office seven shillings and sixpence annually from each ten shilling license and twelve shillings and sixpence from each fifteen shilling license.



Antenna system of the British Broadcasting Company's 2LO station which operates on 369 meters

The immediate result of this change has been such a demand upon the postal organization for new licenses that the period set apart for "roping-in" old defaulters has had to be extended. It is impossible to give actual figures, but the latest returns indicate that the number of licensed listeners in the British Isles is rapidly approaching half a million.

#### THE BRITISH BROADCAST STATIONS

The British Broadcasting Company has as its chairman, Lord Gainford an Ex-Postmaster General. Its General Manager, Mr. Reith, to whom I have already referred is by training an engineer, and a man of great versatility. The company's chief engineer is Capt. P. P. Eckersley, one of a devoted band who played a great part in the development of aircraft telephony during the war. Capt. Eckersley is also known throughout the Islands as a fount of spontaneous humor.

The headquarters of the company are in London on the Thames Embankment. This is also the site of the London studio. There are now in Great Britain eight primary transmitting stations, London (2LO) 363 meters; Birmingham (5IT) 423 meters; Manchester (2ZY) 370 meters; Newcastle (5NO) 400 meters; Glasgow (5SC) 415 meters; Aberdeen (6BD) 495 meters; Cardiff (5WA) 353 meters, and Bournemouth (6BM) 385 meters. A relay station on a wavelength of about 300 meters will have been opened at Sheffield by the time this article appears in print.

The transmitting stations have an input of  $1\frac{1}{2}$  kilowatts, the relay station being of much smaller rating, roughly 100 watts input. Six of the stations have been designed and erected by Marconi's Wireless Telegraph Company, one by the Radio Communication Company and one by the Western Electric Company. In some of the studios Western Electric microphones are employed. In others, including London, a special transmitter developed by Capt. Round of the Marconi Company is used, employing an exceedingly flat coil of wire suspended to move freely in an intense magnetic field. In only one instance are the studio and transmitting station in close proximity, namely at Manchester. As no station is equipped with duplicate transmitting gear special attention has been given in design to the problem of rapidly interchangeable parts.

The principle of working is to draft at headquarters general rules for the conduct of stations and to leave the provincial station directors to build around these rules special programs of a character known by experience to meet local requirements. It will be obvious to anybody with a knowledge

of the British Isles that a program finding favor in Aberdeen for instance, would not give unalloyed pleasure to Bournemouth and district.

#### SIMULTANEOUS BROADCASTING

The feature of our system which is likely to create the liveliest interest in America is the simultaneous broadcasting of special events. At six o'clock each evening the British Post Office hands to the British Broadcasting Company direct trunk telephone lines running from the London station to each provincial station. At the London studio there is a distributing board with an array of speech amplifiers and through this board it becomes possible



J. C. W. Reith, General Manager of the British Broadcasting Company. (The Studio photo Sheringham, Norfolk, England)

to connect the London microphone at the same moment to every one of the eight transmitters, or to exchange programs between stations. Manchester for instance, may produce a symphony concert which specially appeals to the listeners in the Newcastle area while at the same moment Cardiff in Wales may be entertaining Aberdeen in the North of Scotland. The two main nightly news bulletins are always radiated simultaneously under control from London and so are also the big London speeches. During the opera season at the Royal Opera House, Covent Garden, London, the simultaneous broadcasting of grand opera as actually performed on the Covent Garden stage will take place on an average two nights a week. Some thousand miles of wire, mostly overhead, are involved in these simultaneous transmissions and some wonderful results have been obtained. Generally speaking there is singularly little distortion in this long distance working, though naturally there are occasional lapses from perfection, due to one of the many risks accompanying

the use of long exposed lines of communication.

Experiments have been made in the use of "wired wireless" over the Post Office lines and in the relaying of wireless telephony from one station to another, and it is pretty certain that the latter practice will be employed from time to time for giving to our listeners "pictures in sound" of London by night, the nightingale singing in its natural haunts and one-thousand-and-one other innovations such as will come readily to imaginative minds.

Our programs contain, beyond the usual features, evenings set apart for distinct types of musical programs. A feature of recent programs has been special "Composer" nights when well-known British composers conduct their own compositions. At some stations we have developed programs of particular interest to rural communities. Each station has an advisory committee including representatives of the orthodox religious sects for the selection of Sunday speakers, and at most of the stations there are also advisory committees dealing with special educational features. A very considerable development on the educational side of British broadcasting may be expected.

#### OPPOSITION TO BROADCASTING

The development of broadcasting in Great Britain as already indicated, has not been plain sailing. The moment it became apparent that broadcasting had something more than the elements of a passing craze, and that we were taking our task seriously, the entertainment industry began to mobilize its various forces. It naturally was to be expected that detailed attention would have to be paid to the matter of certain "rights," both musical and literary, but the attacks from the theatrical managers and other allied associations were not expected, particularly as we had been approached by several managements with the suggestion that we should broadcast their productions. This we actually did. Following the radiation from London alone of excerpts of three West End plays we had letters from listeners giving the names and addresses of the purchasers of nearly three thousand seats in the more expensive parts of the theaters so broadcast. In the case of one play a listener wrote to state that as the result of the wireless performance he had actually booked twenty-one stalls for himself and friends. The box office of the theater in question confirmed this. Our argument is that the broadcasting of an excerpt from a good play provides for that play the finest possible advertisement. While play bills and the usual paraphernalia of the publicity agent may leave one feeling that in

(Continued on page 41)

# When Radio Reaches Half a Billion

High Lights of an Impromptu Address Given Recently by David Sarnoff Before the Semi-Annual Convention of the Electrical Supply Jobbers' Association at Buffalo, N. Y.

It is estimated that, measured in consumer's list price, the American public spent in 1922 between \$75,000,000 and \$100,000,000 on radio.

On the same basis it is estimated that the American public spent during 1923 at least \$150,000,000 on radio, although this figure is probably conservative.

The industry will undoubtedly go on for the next few years virtually doubling in volume each year.

It is a very conservative estimate that 2,000,000 sets are in use in the United States. Multiplying this figure by the size of the average American family, you have a radio audience totaling approximately eight million, and if this business is to double itself each year for the next few years, we may expect 50,000,000 people in the United States using radio.

There are today in operation approximately 450 broadcasting stations in the United States. Of this number, about fifty stations may be regarded as quality stations—that is, those capable of doing a fairly satisfactory job within the present limitations of the art. The other 400 are local stations made up of composite equipment and operated more or less for experimentation, without regular operating schedules.

The present number of stations, 450, merely represents a transient phenomenon in the march of events. Most of these stations will probably go out of business in time. More and more it is evident that the purpose of the broadcast station is to do those things which other agencies cannot do as well or at all. No other agency can speak with a single voice to 10,000,000 people. It is an instrumentality for national events, for high-grade talent, for good music, for good lectures, and the like, and therefore it means that there will be erected in time a number, possibly half a dozen, possibly three, high-powered broadcast stations, suitably located, that may constitute a chain of national broadcasting stations or a national broadcast service, each of these stations simultaneously radiating the same program, whatever it may be, with a power sufficient to reach every city, every town, every village, every hamlet, every home in the United States.

Fortunately for this country, America leads, and has led in radio development, not only in broadcasting, but alike in the matter of trans-oceanic and long-distance communication,

and since it is possible to take a high-power station in New York and radiate its output in California by radio, it is likewise possible to take a high-power station in London and radiate its output in New York.


Broadcasting can surely be made commercially practicable without any means being found for collecting from the consumer. Just as soon as the freedom and universality of radio is destroyed and confined to only those who pay for it—those who pay for the service—just so soon as broadcasting becomes "narrowcasting" the fundamental of the whole situation is destroyed. And, therefore, broadcasting as constituted today is commercially sound, and will remain so in the future, although there may be selective

methods and narrowcast methods which will do no harm.

The General Electric Company, the Westinghouse Electric and Manufacturing Company and the Radio Corporation of America have spent and will spend during the present year approximately \$1,500,000 on radio research and equipment.

The Radio Corporation of America alone spent in the neighborhood of a quarter of a million dollars for Station WJZ, on the roof of the Aeolian Hall in New York City. It is costing them many thousand dollars a month to run. They have another one in Washington, D. C., and the General Electric Company will shortly open a station in California and another one somewhere in the Middle West.

## Senator Dupuy's Homecoming Delivered to His People in French



ON the night of December 11, 1923, a voice in New York bridged the Atlantic for eager ears in France. It was Senator Dupuy talking.

Paul Dupuy, a great man in France, a strong figure internationally, stood before the microphone in the studio of WJZ to broadcast a message to the French amateurs. In his native tongue he told them that his investigation of American journalism had been completed, and that he was ready to return home.

Senator Dupuy is the owner of Le Petit Parisien, one of the most influential publications of France. He had

come here to study American journals and journalism. His observation of radio development in this country was one of his primary interests and largely formed the text of his message to the French amateurs.

His voice was recognized in Paris, but the words were not distinct. In the rural districts, however, his complete message was received. A report from Milan, Italy, claimed good reception on a loud speaker.

As an expression of his delight with the result, M. Dupuy sent a radiogram to General Harbord from mid-ocean.



# IWAJ Broadcasting

A Radio Drama of Extensive Action and Interest

By Eric H. Palmer

Up in his lodge in the Adirondacks, Harold Dodgworth, millionaire manufacturer and patron of the arts, was summoned to the telephone.

"Telegram for you, sir," spoke the operator at the railroad station ten miles away.

"Wonder what's up! Some crazy idea, maybe, but I'll do it," muttered Dodgworth as he hung up the receiver.

The wireless expert on the yacht bearing Richard Harmstrong, banker and sportsman, saluted and remarked:

"Kind of an unusual message I've picked up for you, sir, if you'll pardon my saying so. They've been trying to get us for some time. Here it is."

Harmstrong read and then laughed. "Unusual, indeed," he remarked. "But, of course, I'll do it. How the dickens did he know I'd be sailing off Newport today? Here, Anna, look at this, and tell me what's up!"

## AN UNUSUAL PROGRAM

It was Saturday night. In all parts of America, in the cities, on the farms, and out on the lakes—and even out on the oceans—thousands upon thousands of people, hundreds of thousands, were listening to the voices and the music in the ether.

Programs of song, talk, and laughter were being given from the studios of a hundred or more broadcasting stations.

Radio fans, everywhere, were manipulating the dials on their sets, thrilling themselves and their associates with the results which carrier waves from far-away cities were bringing to them as if by magic. It was a clear and cool evening. Reception was excellent. Even at an early hour sensitive apparatus in the East was picking up music from Chicago.

But on the North Shore of Long Island, in the Adirondacks, and on the Atlantic off Asbury Park, three men, with their guests, were keeping tuned in with WFFA, one of the newest and most powerful stations in the metropolitan district.

At 9:45 o'clock came the announcement they were waiting to hear.

"This is Station W-F-F-A," a bass voice resounded through the receivers. "The number you have just listened to was 'My Hero,' from 'The Chocolate Soldier,' sung by Miss Ellen Bays-

den, contralto, of Yonkers. This number concludes her first group of songs. We are delighted to inform you that later on in the program Miss Baysden will be heard again. Station W-F-F-A. One moment, please. . . . This is Station W-F-F-A, New York. Ladies and gentlemen of our radio audience, we now have a special announcement to make. By oral persuasion, more than by any other consideration, a young man has been granted the privilege of addressing the radio audience for a period not exceeding ten minutes, on a subject distinctly personal and hardly in keeping with our regular series of educational lectures. He has especially requested this opportunity tonight. It is not our custom to give permission for a request of this kind, but there are what might be called special circumstances, which I cannot reveal, and we trust you will bear with us, in this one instance, and be interested in what he has to say. The speaker chooses not to permit his name to become publicly known; the reason will become apparent to you in just a moment. He wishes to be designated just by the initials I. W. A. J. We have seen the outline of his message and believe you will be interested. Mr. I. W. A. J."

A strong and appealing voice floated through the air.

"Ladies and gentlemen, I wish that I could do something in which you are probably most interested, sing or tell jokes to you good people, wherever you are," the speaker began. "but I must inform you at the outset that what I have to say tonight is really intended for only three men on this continent, each of whom is within easy reaching distance of this station."

"Now aren't you interested?" the announcer broke in.

"To each of these three men," the speaker continued, "I have dispatched a telegram asking him to listen in. My message in each case was the same, and read as follows: 'You will be rendering a genuine service in encouraging ambition, and perhaps as great a service to yourself, in the final analysis, and to many, many others, if you will listen in to WFFA, Saturday night, shortly after 9.30 o'clock, to hear a message which is intended for you. When you have listened will you kindly send your impressions and reaction to I. W. A. J., care of WFFA."

"What I have to say is intended for only three men on this continent within reach of this broadcast station!"

LOOKING puzzled and yet manifestly much interested, the manager of the broadcasting station arose and addressed the visitor.

"I am very sorry," he informed the tall young man who faced him, "but your request is decidedly out of the ordinary. As I have told you, you are right in the assumption that the privileges of our broadcasting facilities are available under mutually advantageous or otherwise desirable conditions when there is something of interest to the public. In fact, as you know, we have made a number of tests along this line. But your proposition is different. I must submit it higher up. Suppose, then, you let me have a copy of what you intend to say in the ten minutes' time you desire to purchase. You might also let me take the check for one hundred dollars which you have shown me. This will expedite matters. Will you phone me tomorrow morning about 10 o'clock? I hope to have an answer for you."

## MYSTERIOUS MESSAGES

Judson Gayne, capitalist with international connections, director of a score of corporations, and philanthropist, was sitting on the porch of his mansion on the North Shore of Long Island, Friday evening, when the butler came forward with a telegram.

"The boy just brought this up from the village, sir," the butler announced.

"Who's wiring me here? Somebody dead?" Gayne exclaimed, hastily tearing the envelope.

A glance through the contents of the message evoked another ejaculation of surprise.

"This is queer; some foolishness, most likely—but I'll do it," he thought aloud. "Thank you, Stevens. Tell the boy there is no answer."

Signed I. W. A. J.' I trust, therefore, that the distinguished gentlemen in question—for they are distinguished in ability and achievement—you'll forgive me, won't you, for this allusion—I hope, as I said, that these gentlemen, whom I do not know personally, but whom I admire, are now listening to these remarks.

"Probably the rest of you may be wondering what I am going to tell them. It will be very brief; it will not take all of the ten minutes.

"Now, what does I. W. A. J. stand for 'I want a job.' That is all there is to it. I am advertising through the air for that job. And the men to whom I have telegraphed are the men who have the filling of the kind of position I can occupy in best justice to myself. This job is an exceptional one, calling for certain particular qualifications. I have found it impossible, within the past month, to approach these gentlemen in any other way than through the air—as I would like to approach them. I know that each could use, in this particular and exceptional way, an executive who has a vision for larger accomplishments—if you will not think it amiss for saying this about myself. But I must not let modesty deter me in this—what you might call—this adventure. Your secretaries know all about me, gentlemen. They know my name, and I have taken the liberty of informing them that on Monday or Tuesday they may be asked about I. W. A. J. I have sent each a notice under my name as to what is meant by I. W. A. J. Good evening, gentlemen, and you, ladies and gentlemen of the radio audience, I hope that I have not bored you with this, undoubtedly the first radio application for a position."

"APPLAUSE" MESSAGES

"Well, that chap has some nerve," Judson Gayne said to a party of friends who were listening to the loud speaker. "Do you know, I got one of those telegrams. And that fellow is undoubtedly a live wire. Who else did he send to, I wonder. I think I'll just look him over. Here, you, Billy, call up WFFA on the telephone, and leave a note for I WANT A JOB to be at my office ten o'clock Monday morning."

"Well, that chap has some nerve," Judson Gayne exclaimed to a party of friends listening to the loud speaker

Harold Dodgworth was talking. "Operator, I want Radio Station WFFA, New York. How long will it take you?"

Richard Harmstrong turned to his guests and said:

"That fellow had the gall to send one of those telegrams to me, right on the boat. Howard must have told him I was out here. Bates, can you get through a message to WFFA, asking I. W. A. J. to meet me at the bank about three Monday afternoon?"

\* \* \*

The director of the broadcasting at WFFA, at 11 o'clock, beckoned to the visitor who had been sitting quietly in the reception room and stated:

"Here's a telegram."

"From the *Starling*; that's Harmstrong's yacht," exclaimed I. W. A. J. "Just the very word I wanted. Thank you very much."

"No thanks," was the response. "Maybe we'll get the dickens for this. Radio advertising has to be soft-pedaled, you know. But I wish you luck. And, by the way, let me know, won't you?"

THE RADIO ARTIST INTERVIEWED

Harmstrong greeted the newcomer with a smile, and indicated a seat.

"So, Mr. I. W. A. J., you are Donald Russell; or, rather, Mr. Russell, you are I. W. A. J. The name is familiar. Did you ever play football?"

I. W. A. J. nodded.

"Then I remember you," Harmstrong went on genially. "You ran 80 yards to a touchdown on Franklin Field?"

"Were you there, sir?"

"I was—and so was my nephew, whom you bowled over!"

Both laughed.

"Now," the financier declared, "Mr. Howard, my secretary, has been saying a lot of nice things about you."

"You will recall, perhaps, Mr. Harmstrong, that he has mentioned my name to you once or twice, and said it was 'quite special.'"

"Yes, but I have been out of town so persistently that I have made no appointments except for pressing affairs. You know, I can't see a fifth of the people who want to talk with me. How could I be expected to do so? But I am very glad to see you and to have met you—over the radio. You know, I am quite a radio fan. The other night I heard Omaha, but I can't get Frisco yet—can't sit up that late, anyway. But to get down to the matter at hand: I do have an opening for a man of your type—"

Russell interjected:

"Pardon me, Mr. Harmstrong, and thank you again, but I do not want to misrepresent further. That is not the kind of a job I am after, or suited for."

The millionaire looked surprised, and then responded a little sharply:

"Oh, if you don't want—"

"No, offense, sir," said his visitor, with a broad smile. "May I explain?"

Russell's cheery manner smoothed the ruffled feelings of the elder man, who then lit a cigarette, after offering one, leaned back in his chair and advised: "Go ahead."

"Well, you see, Mr. Harmstrong," Russell started. "I have just come from most pleasant meetings with Mr. Gayne and with Mr. Dodgworth, whom you know—intimately. Mr. Dodgworth just returned to town this morning, to see you this evening, too, as he happened to inform me. By the way, I addressed telegrams to them—they are the other two—and they listened in and were courteous to communicate with me."

(Continued on page 61)



*There are Periods in Radio Furniture as in any other kind—Chippendale, Sheraton, Georgian, Jacobean, Gothic and Early American Colonial*

# Radio Cabinets Through a Lorgnette

Aunt Phoebe's Tour of Radio Furniture  
By William A. Hurd



**A**UNT PHOEBE had written that she was coming East to buy a radio set.

All my fault—I admit it—but I had persuaded her that radio was essential to her elderly, maiden existence only because I needed something to talk about in my letters. Heaven knows I hadn't expected to convert her, to say nothing of prying her loose from the old homestead in Missouri. But that's Aunt Phoebe. When she makes up her mind to do something she does it thoroughly. And coming to New York? Well, when she starts to spend money like that someone might as well prepare for the worst.

This time I knew there was no escape. I had to escort her on one of those dreadful shopping tours.

Having done with the customary display of emotion, so sacred to Aunt Phoebe in all family reunions, we set out to look for an appropriate radio cabinet.

"Something in Early American Colonial," she explained, "would be suitable for the reception room but Hepplewhite would do better for the library. I've been thinking that we might as well have the thing in the library where Martha could play it with less trouble. Martha is getting so old now. Anyway, I think it should go in the library."

Martha is a distant cousin as maidenly, and more prosaic, than Aunt

Phoebe, besides having a strong antipathy for new contrivances from which any form of entertainment may be procured.

Suspecting that Martha had opposed any such radical notion as buying a radio set, I ventured, "Could it be that you and Martha finally agree on one subject?"

Aunt Phoebe visibly stiffened.

Well, we drifted about the Madison Avenue antique shops, but found nothing appropriate for radio in Hepplewhite cabinets.

At Slum's furniture store on Fifth Avenue, Aunt Phoebe discovered an Italian Renaissance cabinet that stood about four feet high and would just accommodate a good set with loud speaker. It was done in black walnut with hand carved figures in bold relief and a conventional motif.

"It is quite satisfactory," Aunt Phoebe acknowledged, "but I've hardly had enough time to decide."

Understanding perfectly that she meant to see all the cabinets in New York I resigned myself to the inevitable.


In Happyway's, just off the Avenue, the salesman told us that they had discontinued their line of cabinets built specially for radio as everybody preferred period pieces in which they could install the wireless equipment.

We looked at a large assortment of beautiful cabinets, or rather, I should say that Aunt Phoebe examined them. She always seemed to be on the point of scrutinizing an object through a lorgnette.

She discovered Chinese Chippendale, Georgian, Sheraton, William and Mary, and of all things, a Hepplewhite. She's always discovering things.

"The William and Mary cabinet," the salesman insisted, "was the final lot in that period and by all means should be purchased."

"But you appear to concern yourself very little about the periods in which my rooms have been furnished," Aunt Phoebe suggested, "and even though I do say so myself, the best decorator from Chicago arranged the appointments."



This cabinet set is a conventional design done in American walnut. It has an appropriate place with the finest furniture

The inflection of her voice carried a note of finality. I knew she had her mind set on the Hepplewhite cabinet.

"True enough," the salesman explained as he smiled pleasantly. "You see, periods are mixed now. A Georgian piece will be in perfect accord with Early American Colonial or a Chinese Chippendale fits in with Italian Renaissance. Cabinets are especially desirable in any room, including the hall, because they break the line that marks the usual height of most furniture. The only precaution is that bright mahogany doesn't stand next to dull oak. Such contrasts might well be avoided."



Copy of an old Elizabethan cabinet from the days of Sir Walter Raleigh and the Spanish Armada. It is done in oak, weathered finish, and the figures hand carved in bold relief. A conventional motif governs the design of the frieze and drawer-fronts



An enlarged copy of an old Italian Jewel Casket done in dark brown mahogany with Grecian dancing figures in bold relief. It represents the early Italian Renaissance Period



No use talking, Aunt Phoebe had finally degenerated to martyrdom. Copperweight's, Splint's, and Buckle-Newhat, each of the best houses, as were the others we had visited, confirmed the fact that a cabinet of any period would be suitable for her library.

However, there was no argument against the selection of a radio set built in the cabinet providing, of course, one could be found in good taste.

In Lard and Tallow's, one of New York's finest department stores, Aunt Phoebe was hardly impressed with the offering of sets designed after the conventional upright phonograph. The manager of the radio department courteously explained that the demand for this style had decreased considerably, but that they sold quite a number of the smaller cabinets, splendidly adapted for placing on a table or stand.

From there we took the Fifth Avenue bus uptown and dropped in at Herbs and Brewing. I was astonished to find them bitterly opposed to cabinet sets. The salesman plunged into super-heterodyne and reflex circuits, arguing that people wanted their radio to look like workshop devices. That might do for regular fans, but he made a fatal error when he talked "technical" to Aunt Phoebe.

Working our way through the crowds we stepped into the Manton Electric Company where we were shown the small cabinet sets and a



A Queen Anne Period done in wax-finished hand rubbed mahogany. The tone chamber is carved from half-inch laminations, kiln dried maple, to eliminate the natural period of vibration in the horn. This cabinet is well adapted to modern furnishings

console design which was too low for convenient operating.

Finally arriving at Hand-Gripping further on we were ushered upstairs to the showroom. An excellent display of cabinet sets confronted us and the salesman brought out photographs of those not in stock.

Aunt Phoebe was particularly impressed with the artistic manner in which period pieces were unusually arranged to enhance their individuality.

The day over, and Aunt Phoebe perched uncompromisingly on the one really comfortable chair in the living room, the conversation naturally centered on the photographs she had collected during our joyous adventures.

"Well, Aunt Phoebe, since the photographs represent the choice of sets from which you will probably make your selection, what one are you particularly inclined toward?" I asked with a vast amount of dignity well calculated to impress her with the important rôle I had played in this, the big event of her life.

"Dear boy," was her disconcerting reply, "I wish you would put that horrible pipe away. You smoke too much to have a clear mind in performing your duties."

It seemed to me that that was altogether irrelevant. Besides, my effort toward adult patronage had been utterly ruined.

But being something of a stoic, or whatever it is that distinguishes a man of courage, I insisted, "Aunt Phoebe, you have the right idea when you say that radio should be a part of the furnishings rather than a misplaced workshop, but which one of those cabinet sets do you like best?"


She turned the question over in her mind for a long while and then said, "Each one is desirable."

"But which one do you like best?" I still insisted.

"Well," she answered slowly, "the young gentlemen who showed them to us were so obliging I don't wish to be unfair in my choice."

"Yes?" I encouraged.

"So," she finished, "I believe we had better look at all the cabinets again tomorrow."



A hand rubbed mahogany cabinet with inlay of satin wood and ebony. The decorative scheme is a blending of modern and period. It is also built as a console cabinet of American walnut with artificially matched panelling. It exemplifies the late Jacobean design

# How To Be A Radio Salesman

By

M. B. Sleeper

Radio Designer and  
Technical Publisher

If YOU will practice the rules of the selling game as given in this story of two young radio salesmen, you, too, can sell radio and sell big

**A**RE you one of those keen experimenters who has become so interested in radio work that you want to take it up as a means of earning your living, and of carving out a future, or the sort who is looking for more interesting work in which there may be a wider opportunity than appears to be ahead in what you are now doing? Have you been thinking about making a salesman's start in the radio business?

If so, you can get a fairly good angle on this kind of work and what it will require of from what follows. I won't attempt to sell you on the idea of putting yourself across as a radio salesman, or discourage you from it. I'll just try to tell you, in a general way, what you'll find it necessary to be, what you'll have to know and do, and what you may get out of it.

This isn't a how-to-succeed-as-a-salesman story, but an account of two young fellows who started at this work, and what happened to them. I'm going to assume that you want to go into this work for all there is in it, either as a stepping-off place to owning a store yourself or as a start toward bigger things which might be in an altogether different kind of business.

After the two big years that the radio industry has had, we find the four sections drawing utterly different development curves. Scientific research has made a steady line upward, manufacturing jumped up, dropped more suddenly, rose waveringly, and is now turning up at a fast rate. The establishment of sound merchandising methods hardly showed above zero until Spring of 1923, when it started slowly up in bumpy fashion, steadying itself slightly this past Fall. The record of radio retailing, however, is a most dismal failure, for practically no progress



Of all the branches of the radio industry, radio salesmanship offers the widest opportunity for the application of originality and personality. He has the wide world from which to draw his "selling" points of interest.

in developing the art of retail radio selling has been recorded. In fact, the introduction of price cutting as a means

of increasing sales should appear negatively, below the zero line.

What does all this mean to you? If you can read between the lines, it means that retail selling, done, after all, by the man behind the counter, owes its increase almost entirely to the demand of the public, created by the appeal of radio itself to the public mind. It means that of all the branches of the radio industry, radio salesmanship offers the widest opportunity for the application of originality and personality.

But let's get back to you and your part in the system of things. Rather than give you a series of do's and don't's, I'm going to tell you about two young chaps who, three years ago, were eighteen years old. They both started out to earn their living at radio when they graduated from high school. They aren't imaginary fellows, invented for your benefit, but real boys whom I know intimately because they came to work for me when they finished school. Before we start with them, however, let me remind you that it isn't necessary to get into a large store in a big city. You may be in the radio department of a hardware store in a town of 25,000 people. There may be other stores there which sell radio, and half a dozen men who build cheap sets to order in their cellar shops. Your opportunity is there just the same, and perhaps a greater chance to develop it.

In the December, 1923, issue of THE WIRELESS AGE, Mr. Pierre Boucheron contributed "Opportunities in Radio Today," in which he told about the six different ways of breaking into the radio game. As there are many thousands of people who are today considering the possibilities of a successful career in the radio field, it is natural that this article by Mr. Boucheron should have received widespread attention. Our readers were promised that THE WIRELESS AGE would publish a series of special articles by well qualified leaders in the radio industry which would develop this subject in detail and inform any reader just how to make a start in any branch of radio. In this month's article Mr. Sleeper, a well-known radio designer, manufacturer and publisher, tells the secrets of RADIO SELLING. His instructions, given in the delightful form of the true experience story, will help everyone who is engaged in radio merchandizing, and will be of invaluable assistance to every person who is new to the business.


If you are interested in this rapidly developing business of radio and want to learn all you can about it from those who have helped to build it up—if you are one of those already in the industry who want to better themselves—still more, if you are one of those thousands who want to find a way to get into radio and contribute to its development—then you must not fail to read these articles on the "Opportunities in Radio Today."

WHY ONE YOUNGSTER FAILED

Larry Thayer, when he started in behind the counter on the first morning, immediately tore off a piece of wrapping paper, spread himself over the showcase, and, supporting his chin on one hand, apparently continued to dope out a circuit he had been thinking about on the way from home. The first customer, in a hurry to get something as he passed the store on his way to work, had to wait until Larry finished what he was doing before he could get any attention. Meanwhile, he couldn't see the top row of trays in the showcase because Larry was in the way. Then—"Well, old top, what do you want?" It happened that the customer was too much older than Larry to relish such a salutation.

But he patiently explained that he was making a loose coupler, and wanted sliders and rods. Back came Larry, "Oh, that's old stuff. Everyone's using variocouplers nowadays for getting short wave transmitters. Let me show you," and he tore off another piece of wrapping paper on which to draw a sketch of it. Now it happened that the man was employed in a jewelry store, and wanted a tuner for Arlington time signals. There were sliders and rods in the case under Larry's nose.

When the customer said, "No, never mind," and walked out provoked, Larry was offended. He remarked to another clerk that the poor nut didn't have sense enough to take the advice of a fellow who knew the game. Why, he made himself a variocoupler way back in the old days when they only had carborundum detectors! In "those days" he was about nine years old, but



"Well—what do YOU want!" The customer was too much older than Larry to relish such a salutation.

that was a matter of detail that didn't count.

Two weeks later, shipments of new stock came piling in, in preparation for the Fall trade, growing rapidly with the establishment of broadcasting. Larry studied each new item until he must have known it inside out. In fact, he didn't have much time to wait on cus-

tomers. When a man went right up to Larry and said he'd been standing around ten minutes just to get a couple of binding posts, Larry, with a far-away look in his eyes, and an air of being imposed upon would get out the parts, ask rather insolently, "Is that all you want?" make two or three mistakes in the cash slip, and go back to his studies again.

He didn't seem to think that he was employed to sell apparatus and not to look at it. Probably he didn't realize that his customer was offended, that a courteous clerk in another store would sell that man five or ten dollars' worth of the same new parts that we had just put in, or that untidy sales slips are the bane of a bookkeeper's life.

HOW PETTY THEFT DEVELOPS

Before long, Larry's friends started to turn the store into a smoking room. They hung around for hours, it seemed, telling lies about their sets at as much length and with as much noise as some golfers we know whose main topic is their shots and scores. Pretty soon a few tubes disappeared, followed by meters and other parts. Of course, Larry didn't take them, but he was careless about leaving things out on the counter.

Finally, someone who knew him made a remark about the wonderful radio set that he had, an outfit so elaborate that he couldn't have bought the parts from his weekly wages. One of our boys stopped at his house the next evening, and, sure enough, there were all kinds of things which, as Larry explained, he had taken home to try out. No one wants to have an employee arrested for stealing, but in the radio business, where "borrowing" is so easy and so expensive to the company it is necessary, as an example to the others to secure for the offender the maximum sentence. Because Larry was not of age he went to a reformatory until he was twenty-one.

I shall never forget the words of the policeman who came for him. He said, "If you had had any common sense you'd have known that, no matter how clever you are at doing wrong, there is always some one just a little more clever to find you out."

Most concerns allow employees to take things out on memorandum, or sell them at actual cost, to make stealing unnecessary. Why Larry wasn't satisfied with that I don't know.

HOW CHARLIE MADE GOOD

The other boy was Charles Farris. He came up from Fort Worth, Texas, to learn the radio business. He didn't make any pretense of knowing radio. In fact, he had never heard a spark signal, but he thought there were big things ahead in radio and wanted to be in on them. Consequently he started

in the packing room where he learned the names of the instruments and picked up a little general knowledge about them.

Quick, willing, cheerful, working rapidly but carefully, he soon graduated to the shop where he assembled sockets, transformers, variometers and what not. He was so interested in learning everything about his work that it was a pleasure to move him around so that he could get the widest experience. At the same time, he kept his



He didn't seem to think that he was employed to sell apparatus

questions for lunch time or after hours at night. He did less talking during the day than any other boy in the shop yet he learned more. The next step was the assembly of sets and wiring, followed by trouble-shooting at the test bench.

In three months' time he was ready for the store. No customer had to wait for Charlie. He was ready with a pleasant "Good morning," and the last customer of the day was greeted with an equally cheerful "Good evening." Charlie's system was simple, though it took mighty good judgment to carry it out. When he first talked with a customer he decided about how much money he had with him. Then he set out to make him spend all of it. That method had to be carried out with discrimination. If a man stopped in to buy a spool of wire and produced a ten-dollar bill it wasn't practicable to sell him ten dollars' worth of goods, as a rule. However, there was always a new magazine or book, a new lot of plugs, a special on variable condensers, or something else which, oftentimes, cost more than the thing that had brought the man into the store. On the other hand I have watched him sell a customer a list of parts so carefully that I wondered why he left him twenty-five cents. And when I asked him, he told me it was a man who lived outside the city, and it cost a quarter for him to get home!

Did those little extra sales—a magazine, some screws, or a package of soldering lugs pay? Charlie's sales

(Continued on page 74)



# Oberammergau Comes to America Through the Microphone

Age Old Traditions Seek Refuge in Radio

As Told by W. A. H.

**R**OMANCE in Radio? Well, rather! Seated comfortably in the parlor of Anton Lang's suite at the Hotel Waldorf-Astoria, our little party exchanged reminiscences of studio lore while we waited to go on the air. Anton Lang was in the next room rehearsing the talk that he would deliver over the microphone to an audience of one million people, an audience remote from Bavaria, the land of privation and suffering. The bits of gossip, long familiar to me, mingling with the muffled roar of the great city below, lulled my thoughts to a passive state of reflection. The microphone, idly engaging my attention, seemed like a crystal globe; fancy shaped into pictures.

A winding road leading over the Bavarian Alps, past the old Monastery of Ettal, drops down to the valley of the Ammer River where Oberammergau nestles in the hollow of picturesque mountains.

During the reign of Charlemagne the Passion Play was introduced into Germany, gaining a renewed popularity when the Crusades caused a great religious revival. While the Christian World dreamed of retrieving the Holy Land from the Moslems, Oberammergau was founded. And later, following the Thirty Year's War, a pestilence raging through Bavaria reached this little village and claimed so many victims that the entire population was threatened.

On the vigil of the feasts of Saints Simon and Jude, October 27, 1633, the remaining villagers assembled in the



A TYPICAL SCENE IN OBERAMMERGAU  
The church in the background originally housed the Passion Play

churchyard and over the graves of the departed pledged themselves to enact the Passion-tragedy in honor of the bitter sufferings and death of the Lord every tenth year for all time to come.

In the following year the pious promise was fulfilled for the first time. And from father to son down through the generations these people of Oberammergau have kept their faith.

First in the church, later in the churchyard, and finally in an open theater, the Passion Play has been performed on a magnificent scale, the text having been revised in the nineteenth century by the parish priest of the vil-

lage, the Rev. Father Daisenberger, who devoted his life to the welfare of the Oberammergauers.

The music for the chorus, which explains and connects the various scenes and tableaux, was composed by the village schoolmaster, Rochus Dedler, in 1810.

While our party, consisting of the announcer and operator for WJZ, Dr. Ruederer, a Munich correspondent and member of Herr Lang's party, and a young American of the publicity staff, were waiting for the moment when Herr Lang should give his message over the ether, Dr. Ruederer told us somewhat of the home life of these folk.

Scattered about the church and theater, the houses of Oberammergau, low, substantial structures of stone with the outer walls covered with lime, have painted upon them the various scenes from the life of Christ or the Virgin Mary or some favorite patron saint. Each home contains the workshop of the owner.

The villagers, themselves, are a quiet, simple folk, artisans in the woodcarving craft and painting and pottery, living devout lives to better prepare themselves for their rôles in the Passion Play. Each child hopes for the highest honor known to the Oberammergauers, the part of Christus, accorded to that one who has led the most exemplary life.

Woodcarving is the principal occupation of these villagers, but pottery and painting are an important and highly developed part of their activities. A rigid custom rules that son be

apprenticed to his father, thus maintaining the traditions and excellency of their art.

Early it was conceded that Anton Lang would be chosen for the Christus. He played that rôle in 1900 and again in 1910, and probably for the last time, because of his age, in 1922. The latest performance of the Passion Play was delayed two years on account of the great World War.

The war; the suffering following the ravages of that war! My thoughts abruptly came back to the hotel room and the mission that brought the fourteen players from Oberammergau to America.

Anton Lang entered, smiling, a little confused.

Shaking his head slowly, he said, "It doesn't seem possible that a million people can hear me when I talk into that instrument. They have told me that your people will hear me and know of my mission in all parts of the country if I tell them over the radio."

Into the microphone, slowly, passionately, he delivered his plea for the preservation of Oberammergau traditions which his people have so courageously maintained for three hundred years.

He described the work of their hands, their woodcarving and pottery and painting, the schools that were founded for the teaching of these arts, and their plight now that their products are a luxury in Germany and their world markets gone.

They do not raise their own food and it is food they lack. His people face starvation.

Simply, earnestly, he declared their real concern to be for the children who must carry on the traditions of Ober-



Anton Lang, the Christus of the Passion Play delivering his first address to America through the microphone which was connected by direct wire to station WJZ. The announcer and operator, at the right, found it difficult to convince Herr Lang that he could actually talk "through the air"

ammergau. The older folk, having resigned themselves to the inevitable, look to the future generation for the fulfillment of their ideals.

The profits of the Passion Play are used to increase their educational facilities, and the general improvement of the town, but the 1922 performance was a financial failure, adding to the burdens of an already devastated land.

And now the delegation of Oberammergau players have come to America, not for charity, but to sell the products of their labor at the exhibitions to be given over the country.

Having concluded, Anton Lang looked up with the curious twist of his head so characteristic of him.

"I can hardly believe your people have heard me—so many of them," he said, rather plaintively.

Seemingly in answer to his doubt, telephone messages began to come in, and a few moments later, a telegram was rushed to the room. His audience had been there! They had heard!

"Radio is truly a great marvel," Herr Lang replied to my query, "and much more marvelous than in Germany. In my country we don't know so much about these things. I could never talk to such a vast audience there."

Asked if he had been nervous, he answered, "I made some mistakes and it made me feel that perhaps I was not the one to be chosen for a task of such great—" (he referred to his translation dictionary and found the word)—"responsibility."

The American publicity staff member laughed and said to Anton Lang, "Had your talk been any better they'd have thought it was one of us."

"But," protested Anton Lang, "the fate of a stricken people hidden away in the Bavarian Alps might be decided by the message to the Americans through that microphone."

Years of tradition, the fulfillment of an ideal and the faith of a sacred vow hanging in the balance—the weight of a microphone tipping the scales! I wondered if listeners-in realized the dramatic power of broadcasting. Centuries were here spun into a single strand to be woven into a span of a million threads reaching out into American homes.

"Why don't you broadcast the Passion Play?" I asked.

"Never, never," Herr Lang exclaimed, "it is too sacred. We can never commercialize that!"



On the left, Andreas Lang, Sr., in the middle, Anton Lang, and Guido Mayr on the right, putting the finishing touches on some of their carvings and pottery

# Little Journeys Into Radio Computations

## Some Short Cuts and Interesting Relations in Radio Calculations Told in Practical Illustrations

By Carl Dreher

SOME broadcast listeners are satisfied to hear the music and give no heed to the insides of the receiver. But many of them build their own apparatus and must have some knowledge, at least, of circuits and their functioning. A certain percentage of very hard-boiled BCL's go in for designing sets and working out problems, and for these hardy souls the following article is written. Only the elements of radio computation are taken up, but even so a good many telegraph amateurs, if they will read the article, may discover something new, for many a

ever medium it travels, and in the frequency of vibration of the radiating object.

One should always try to understand a mathematical relation physically and concretely if possible. In the case of an antenna, for example, we have an alternating current of very high frequency. For every oscillation of this current a disturbance or wave starts out from the antenna with a speed of 300 million meters, or 186,000 miles, per second. If the antenna belongs to a broadcasting station, there may be one million such oscillations, and the same

per second; and if we now double the wavelength and get into the band of high power transoceanic communication, we find that 12,000 meters corresponds to 25,000 cycles per second.

As we have seen, 600 meters is the wavelength of a 500,000-cycle oscillation. Or we may speak of 500 kilocycles, a kilocycle being 1,000 cycles. Turning the figures upside down, 500 meters is the wavelength corresponding to 600 kilocycles per second. Halfway between the lines comes; 550 meters have the same number of kilocycles.\*

The constant  $v$  in the wavelength-frequency equation is, as stated, 300 million meters, or 186,000 miles, per second, for light or electric waves. That seems fast, but it is really none too fast, for as H. S. Osborne points out in his paper "Telephone Transmission over Long Distances" in the Journal of the A.I.E.E., October, 1923, if electricity traveled with only the speed of sound, that is, if  $v$  were only 1,100 feet per second—it would take seven hours for a word to travel from California to Cuba, as in the recent 5,500-mile demonstration between Catalina Island and Havana. Actually it takes less than one-tenth of a second, even though the voice currents on a telephone line travel a little slower than radio waves, so that there is nothing to worry about. However, as Mr. Osborne says, "This emphasizes the necessity for using electrical means for the transmission of speech over great distances." It would hardly do to make some sweet remark to a girl on the other side of the continent, and have the answer come back fourteen hours later; she would be too old by the end of the conversation.

At present the tendency is to classify stations not by wavelength, but by frequency, and to speak of kilocycles instead of meters. This is because tuning depends on kilocycles, and while a separation of two kilocycles between two stations corresponds to only a few meters at the higher frequencies, at the lower frequencies it amounts to several thousand meters. Thus if one talks in meters the effect is confusing, for it is hard to understand why a station on 597 meters is no harder to tune out on 600 meters, than a 25,000 meter station on 30,000 meters. The fact is that in dealing in kilocycles we remain in the field of electrical circuits, where-

\*The precise figure is 547.6 based on the true value of  $v$  which is 299,820,000 instead of 300,000,000 as generally used.

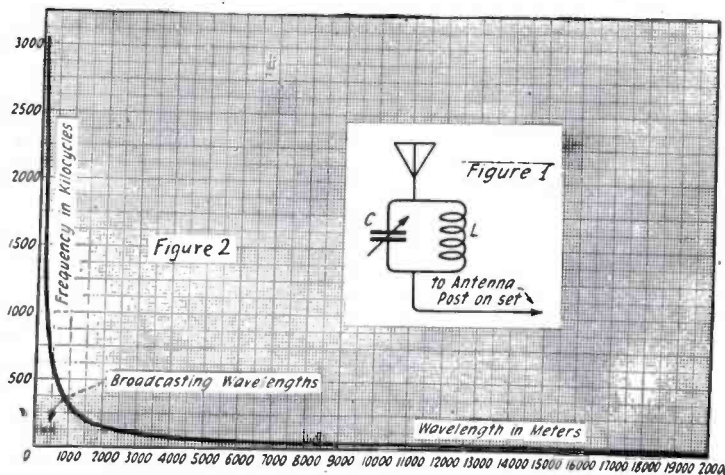


Figure 1—Frequency trap. Figure 2—Chart showing relation of wavelength in meters to frequency in kilo-cycles

man who can copy his twenty words per minute does not know why, if he doubles the number of plates in his variable condenser, it will tune to only 1.41 times the former maximum wavelength, while if he doubles the number of turns in the inductance it will tune to twice the wavelength. However, no attempt is made to cover the whole field of radio calculations; instead, attention is called particularly to short cuts and interesting relations through practical illustrations.

Radio is a matter of waves—wavelength and frequency—so the first equation we must consider is the fundamental formula of wave motion. If we have any object—not necessarily an aerial—emitting waves—not necessarily electric waves—we may write

$$\lambda = \frac{v}{n} \quad (1)$$

where  $\lambda$  is the wavelength,  $v$  the velocity or speed of the wave in what-

number of waves, every second. A wave starts out into space, and a millionth of a second later the next wave sets out in pursuit. The first wave by this time has traveled 300 meters. Hence we see that the wavelength corresponding to a frequency— $n$  in the above equation—of 1,000,000 oscillations per second, is 300 meters. This is a good constant to remember for mental computations. By means of the formula we can readily calculate the wavelength corresponding to any frequency, or the frequency corresponding to any wavelength. The two have an inverse relationship. As one grows, the other diminishes. Thus, while 300 meters corresponds to one million oscillations or cycles per second, the ship communication wavelength, 600 meters, has only half a million oscillations per second; 6,000 meters, which is used for medium high power communication over considerable distances, rates only 50,000 cycles

as when we speak in terms of wavelength the constant  $v$  is introduced, so that the move to allocate stations to certain frequency bands is in the direction of purely electrical calculation and discussion, in place of the foreign though connected element of linear measurement. However, as we are now used to thinking in terms of the old arrangement, it will take some time to swing over to the more logical treatment proposed by the Second National Radio Conference.

Having now seen the relationship between wavelength and frequency, we may discuss the factors which determine the frequency in electrical circuits. These are inductance and capacity, provided by the familiar coils and condensers of radio apparatus. In such an oscillating circuit the energy changes rapidly from the electrostatic to the electromagnetic state, being stored up first in the condenser, then in the coil, and alternating continually from one to the other. The number of times per second that this change occurs is the frequency—the quantity  $n$  in the fundamental equation. If we call the inductance  $L$  and the capacity  $C$ , we can readily see that as these quantities grow larger, the energy will necessarily take longer to move from its capacity residence to its inductive residence, just as it would take longer to move the furnishings out of a large house rather than a small one. The frequency, therefore, varies in some inverse ratio to the inductance and capacity. The actual relationship is

$$n = \frac{1}{2\pi\sqrt{LC}} \quad (2)$$

If this value of  $n$  is substituted in the equation (1) in order to get the wavelength in terms of the inductance and capacity, we obtain

$$\lambda = 2\pi v\sqrt{LC} \quad (3)$$

But this is not in a form suitable for computation. For this purpose the equation may be resolved into the form

$$L = 0.281 \frac{\lambda^2}{C} \quad (4)$$

In (4)  $\lambda$  is in meters,  $L$  in microhenries,  $C$  in micro-microfarads, these being practical quantities used in radio designing.  $L$  and  $C$  may thus be chosen for any desired wavelength. In practice, the wavelength is known, some value of either  $L$  or  $C$  is chosen, and the other quantity is then calculated.

Suppose, for example, that we are designing a frequency trap, in the form of a simple resonant circuit, as shown in figure 1, placed in the antenna lead. It is desired to trap out amateur signals only, so that the upper limit need not be over 300 meters. A 23-plate variable condenser is available. Of course 23 plates as a rating of capacity

does not mean much, but the usual capacity of such a condenser is 500 mmfd. Substituting 300 meters and 500 mmfd. in their proper places in equation (4), we find that the necessary inductance is a little over 50 microhenries. A spiderweb coil with an inside diameter of  $1\frac{3}{4}$  inches, wound with 25 turns of No. 22 S.C.C. wire, will serve the purpose.

The calculation of inductance is not within the scope of this article, which is intended only as an introduction to the subject of radio computations. It may be mentioned, however, that the

and multi-layer coils, the reader is referred to Circular No. 74 of the Bureau of Standards, "Radio Instruments and Measurements," now out of print as a government publication, but obtainable in book form from the Wireless Press. While these equations are more complicated than (5) above, they are all simple algebraic expressions and no special skill is required to use them, although familiarity with the slide rule certainly reduces the labor involved.

One important rule should be noted in regard to the characteristics of inductances. With any given shape or

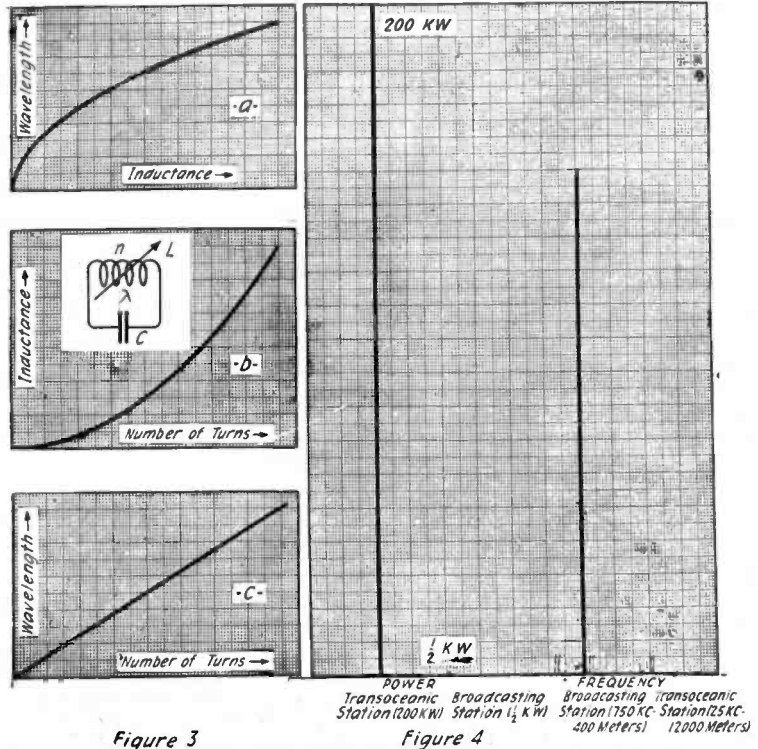


Figure 3

Figure 4

Figure 3—(a) Shows variation of wavelength with inductance, capacity being fixed. The curve is first steep and then flattens out. In (b) the concavity of the curve is opposite, the steepness increasing with the number of turns. These two forms neutralize each other so that, as shown in (c) wavelength increases linearly with the turns if  $C$  is constant. Figure 4—Comparison of transoceanic and broadcasting stations' power and frequency

best formula for cases where ordinary accuracy is sufficient, is that of Lorenz, given on page 41 of "Formulae and Tables for the Calculation of Mutual and Self-Inductance," by Edward B. Rosa and Louis Cohen, Reprint No. 93 of the Bureau of Standards. This formula applies to single layer cylindrical coils of any practical length, and is given in the simple form

$$L = a n^2 Q \quad (5)$$

where  $a$  is the radius of the solenoid in centimeters,  $n$  the total number of turns in the coil, and  $Q$  is a factor depending on the ratio of the diameter of the winding to its length; the value of  $Q$  for various values of this ratio is given in an accompanying table.

For formulas dealing with special forms of inductance, such as spirals

form of coil the inductance varies, in general, with the square of the number of turns. Doubling the number of turns, that is, gives four times the inductance; tripling the number of turns multiplies the inductance by nine; and so on. Now, equation (4) involving wavelength, inductance, and capacity, may be re-written in the form

$$\lambda^2 = \frac{L C}{0.281} \quad (6)$$


or

$$\lambda = \frac{\sqrt{L C}}{0.53} \quad (7)$$

or, roughly,

$$\lambda = 2\sqrt{L C} \quad (8)$$

(Continued on page 76)



# Aladdin's Magic Lamp

There Is No Magic in Any Lamp as in the Radio Bulb

By Jerome W. Howe

**T**HE Arabian Nights! How we have thrilled at these strange Oriental tales that, more than any other stories in the world, have satisfied youth's boundless capacity for imagination and belief! And of the whole collection of fanciful romances which has been aptly called a great three-decker to carry tired people—tired big people no less than tired little people—to Islands of the Blest, what is more often retold and more clearly remembered than the story of Aladdin and his wonderful magic lamp?

With but the mention of the tale it all comes back to us—how the wicked but potent magician came out of Africa to China and used a poor, shiftless, good-for-nothing orphan tailor's son, Aladdin, as a means to get into his possession a wonderful magic lamp which was to be found in a remarkable cave without an entrance deep under the ground; how the magician caused the earth to break away and disclose the cavern into which he dispatched Aladdin after the lamp; and how Aladdin suffered the magician's anger at nearly the price of his life.

But Aladdin came through the ordeal as do most of the heroes of the stories we love, and remained the lucky possessor of the magic lamp.

That magic lamp and its gigantic genie who appeared whenever Aladdin rubbed its surface—what indescribable wonders it worked! You remember, of course, how it provided Aladdin with rich feasts, and brought him a glorious, lovely princess, and how it provided troops of slaves with costly gifts, and, finally, how it transported a whole palace from China to the middle of far-away Africa and brought it

back again. Wonderful magic lamp!

But no more space can be spared here for such pleasant reminiscence, for the purpose here is to tell about another magic lamp, discovered centuries and centuries after this old brass oil-burner of Aladdin's, and not in ancient China, but in twentieth-century England and America. And this modern magic lamp, too, can provide feasts and undreamed-of pleasures, and transports on an instant the wonders of far-away places to our very hearths.

Yet there is a great thing about this modern magic lamp that cannot be said of its ancient prototype. There was only one Aladdin recorded by the "Arabian Nights." Today we may all of us be Aladdins and possess a magic lamp, not the least bit less potent and mysterious and wonderful than the old hand-rubbed article of mythological ages ago.

Aladdin's lamp was not found in a day. The African Magician spent forty years in experimenting with enchantments, so the story runs, and after a successful operation of geomancy, whatever that may be, he learned of the existence and location of the marvelous lamp. Then ensued the long difficult travel from Africa to Aladdin's home, and finally the thrilling adventure of the subterranean cavern.

The modern magic lamp was, likewise, the product of long years of patient investigation which led to the development of a two-element tube from which the air was evacuated. An English scientist, Dr. H. A. Fleming, was the first to apply this "valve," as it was termed, to the reception of radio waves. This was in 1904. This tube acted like a valve because it permitted the currents of electricity to flow only in one direction. It thus rectified them into a pulsating direct current, which was then effective in actuating the diaphragms of the telephone receiver.

Soon after Fleming's application of this "valve," as the English still call it, to radio, Lee DeForest, in the United States, developing Fleming's discovery, added a very important feature, the grid, which gave us a three-electrode "audion" in which the grid served to control the current passing between the plate and the filament. This was an important step in the de-


velopment of the new "magic lamp," but still the "genie" was not the sort of chap who, like Aladdin's, could be always depended upon.

This early tube was rather erratic, and sometimes it worked and sometimes it didn't. But it afforded sufficient proof of the possibilities of the vacuum tube to cause the great electrical companies of America to take up its exhaustive and extensive study. And so was perfected in course of time the wonderful vacuum tube as we know it today.

It was found that the vacuum tube was effective not only as a detector in the reception of radio waves, but also as an oscillator to produce radio waves in the transmitting apparatus; so it has come about that the vacuum tube is the primary element upon which radio depends, and when we consider all the wonderful results today that came from radio communication and radio broadcasting, it is apparent that the little vacuum tube is a veritable Aladdin's magic lamp.

The ancient Aladdin had only to rub his lamp; the present-day Aladdin must have a little knowledge about his lamp in order to get the best service from its "genie," and so I am presenting here a brief description of the different kinds of vacuum tubes, their various characteristics and some notes regarding the proper use of them.

The chart on the opposite page contains data on the proper plate, grid and filament voltages for the "UV" and



Dr. Lee DeForest with the medal and the tube that won it




"C" and "WD" tubes commonly used in receiving sets.

As there is very little current flowing in the grid circuit, the "C" battery will last about as long as it would normally last when not in use.

In using vacuum tubes, one should always closely adhere to the manufacturer's specifications as to the proper voltages best suited for that particular tube. One should be very careful not to apply excessive voltage to the filament terminals, as this is quite disastrous, as the filament will either burn out or be so injured that the operating life of the tube will be shortened considerably.

In general, the selection of vacuum tubes depends upon the type of battery available for filament heating. If only dry cells are to be used, our choice is necessarily limited to vacuum tubes of the dry-cell type; that is, those of such construction that the filament consumes but little current; permitting use of dry cells for a comparatively long period.

Of the dry cell tubes, the UV-199 (C-199), the WD-11 and 12, there is little difference as far as actual results are concerned. However, the UV-199 is especially suited for amplification in untuned transformer, choke-coil or re-



Professor J. A. Fleming holds lectures for children at the Royal Institution on electric waves and wireless telephony

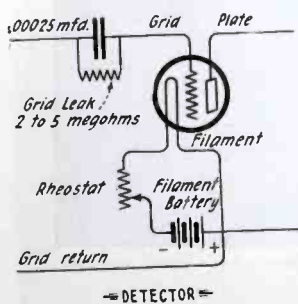
sistance coupled radio frequency amplifiers, as it has a low capacity between the plate, grid and filament electrodes; furthermore, the fact that the filament current is so small (.06 of an ampere)

makes this tube preferable to the WD tubes.

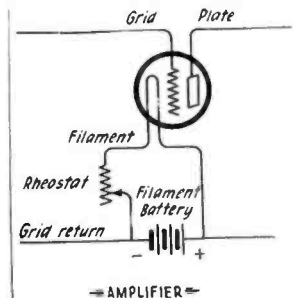
There is no necessity of critical regulation of the plate or filament

(Continued on page 70)

Tube	Filament Battery Voltage	Max. Rheostat Resistance Ohms	Filament Terminal Voltage	Filament Current	Plate Voltage	Plate Impedance in Ohms	Amplification Constant (Approx.)	Mutual Conductance in mmhos.	OPERATION		
									As an Audio Freq. Amplifier	As a Detector	As a Radio Freq. Amplifier
WD 11 WD 12	1.5	4 to 6	1.1	0.25	40 to 100	19,000 at 40 Volts 17,000 at 80 Volts	6.5	340	Fair	Good	Good
UV-199 C-299	4.5	30	3.0	0.06	40 to 60	18,500 at 40 Volts at Zero Grid 16,000 at 80 Volts with 4.5 Negative Grid	6.25	340	Fair	Good	Splendid with either Tuned or Untuned Intertube Coupling
UV-201-A C-301-A	6.0	6 to 10	5.0	.025	40 to 120	16,500 at 40 Volts at Zero Grid 12,500 at 100 Volts with 6 Negative Grid	8	485	Exceptionally Good	Very Good Next to UV-200; Use 15 Ohm Rheostat—45 to 60V B Battery	Excellent with Tuned Intertube Coupling; Not so Good with Untuned Coupling
UV-200 C-300	6.0	4 to 6	5.0	1.00	15 to 23.5	9,000			Good for Code but not so Good for Telephony	Excellent	
UV-201 C-301	6.0	4 to 6	5.2	1.00	40 to 120	18,000	7.5	440	Very Good	Fair	
WE-"J" VT-1	4.0	2 to 4	2.6	1.2	40 to 100	18,000	6.5	360	Good	Very Good	
UV-202	10	1.5 to 3	7.5	2.35	350	5000 at 350 Volts Zero Grid	7.5	1500	Excellent		



GRID OR "C" BATTERY VALUE					
UV-201-A C-301-A		WD 11 and WD 12		UV-199 C-299	
Plate Voltage	Negative Grid Bias Voltage or "C" Battery	Plate Voltage	Negative Grid Bias Voltage or "C" Battery	Plate Voltage	Negative Grid Bias Voltage or "C" Battery
40	0.5 to 1.0			40	0.5 to 1.0
60	1.0 to 3.0	45	0	60	1.0 to 3.0
80	3.0 to 4.5	60	1.5	80	4.5 to 6.0
100	4.5 to 6.0	80 to 100	3.0	100	6.0 to 7.5
120	6.0 to 9.0				



# Design of Loop Antenna

## Part I

### How One Can Easily Obtain the Correct Dimensions to Use Without Mathematical Computations

By Ralph Batcher, E.E.

Author "Prepared Radio Measurements" Wireless Press

WITH the increasing use of radio frequency amplification and the desire on the part of many amateurs to avoid cumbersome outdoor aerials, loops of all sizes and shapes have gained an increasing popularity. However, there is a distinct lack of practical information on the design of this type of antenna. To fill this need a series of three articles will be published in THE WIRELESS AGE and a

In selecting a condenser it is also preferable to use one with a small maximum capacity. In this way more turns may be used on the loop and a greater signal strength obtained. It is to be remembered, however, that in most cases the smaller the condenser the smaller the capacity ratio. In most cases for the broadcasting range an .0005 mfd. condenser may be used.

After selecting a condenser and determining the maximum wavelength desired the following table may be used to determine the inductance value which must be supplied by the loop:

There are two general types of loop antenna in common use: (A) the box type (figure 1) where all turns have the same dimensions, and (B) the plane type (figure 2) with all turns in the same plane and with the center turns smaller than the outer turns. Of the two types using the length of the outer turn as a basis of comparison, the former is a little more efficient in most cases although the difference is not great. This is due to the fact that it has a little less distributed capacity and has a larger inductance and a larger area per turn, while the former type

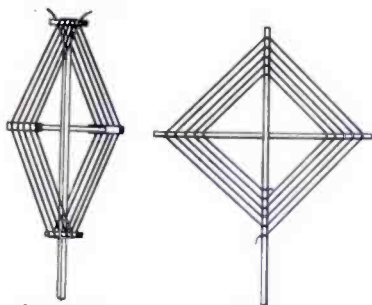


Figure 1

Figure 2

Box and plane type of loop antenna

study of them will enable any amateur to design and construct his own loop for broadcast and amateur reception. The series of articles will treat the subject in an easy-to-understand, non-mathematical way, including the determination of the value of inductance necessary and how to make the loop to obtain this value; mechanical considerations and finally, signal strength with loops and a discussion of their directional properties.

Before the mechanical design can be taken up, the electrical design must be first considered. The common method of tuning a loop antenna is to shunt a variable condenser across its terminals. This condenser should be the best obtainable and should be selected as one having the greatest maximum-minimum capacity ratio possible. A condenser with this ratio equal to 10 will in most cases give a wavelength range not much over 2—that is, the minimum wavelength receivable will be around half the maximum. To thoroughly cover the broadcasting wavelengths a higher wavelength ratio is generally desirable, so a variable condenser with a capacity ratio of around 30 should be selected.

Max. $\lambda$ =	MAX. INDUCTANCE DETERMINATION								Meters
	300	400	500	600	1000	2000	3000	5000	
Cap. = .0004	63.2	113	175	250	700	2800	6350	6350	} Micro-henries
.0005	50.5	90	140	200	560	2250	5000		
.001	25.	45	70	100	280	1120	2530		
.0015	17.	30	47	67	187	750	1700		

Or if desired the formula

$$L = \frac{\lambda^2}{3600 C}$$

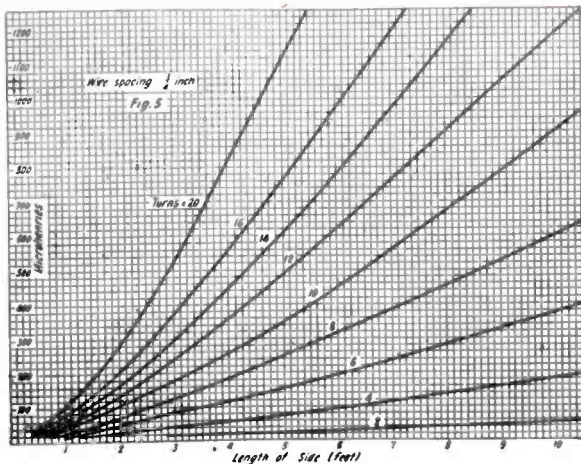
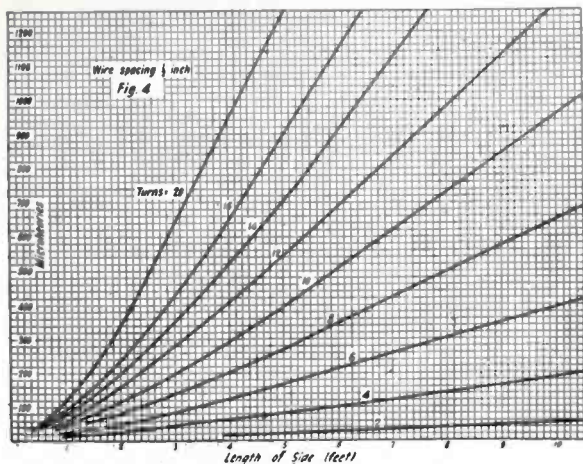
or any other of the standard and common methods can be used.

has a somewhat neater appearance and is generally easier to construct.

The following charts will enable the proper size and turns to be selected for the desired inductance. The specifications in these charts are especially pre-



This novel indoor loop antenna consists of wire sewn to an ordinary window shade. Designed by W. H. Bullock



Graphs giving constructional data for design of inductance coils

pared for loops shown as type A. (But it will be shown later that the same data applies to type B if the value "a" is taken equal to the length of the average turn divided by 4.)

The data applies only to square loops with the wires spaced 1/4, 1/2 or 3/4 inch apart. It makes no difference how the loop is mounted (whether the sides are vertical or oblique), either in the matter of the resulting inductance or in the matter of the received energy. If the loop is used near metallic or plaster walls or metal pipes, both the inductance and received energy values are affected.

Three sets of curves are shown from which the inductance of any number of turns and size of loop may be read, for the ordinary range of values used in receiving loops. These curves are based on actual measurements on a series of loops, the data being hitherto unpublished. The wire used was the equivalent of No. 14 B. and S. gauge. The values have been checked and the accuracy should be within 10%, depending on the care taken in interpolation.

Two theoretical formulas have been published from which the inductance of a loop may be computed, but each is more or less involved for rapid computations. The first may be found in *Jarb. Drahtlose T. & T.*, page 276, in Vol. 1919, by A. Esau. Practical tables are included there for the determination of the constants. The second is shown as Formula 165 in Bulletin No. 74 of the Bureau of Standards. These publications should be referred to in case the theoretical inductance is desired.

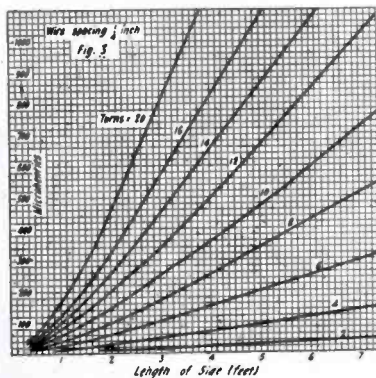
In any loop constructed for the ordinary broadcasting wavelengths it is advisable to space the wires at least 1/4 inch or more if practical. The spacing in practical cases depends upon the number of turns, since a large number of turns with large spacing gives a

loop which may be cumbersome to handle. The spacing should therefore be as large as convenient consistent with practical loop dimensions.

From an inspection of the curves in figures 4, 5 and 6 it will be seen that the desired inductance can be obtained from a number of different combinations of turns, spacing and loop dimensions. All factors considered, except appearance and room space, it is desirable to build a large loop with few turns rather than a smaller loop with a greater number of turns. The reasons will be taken up in a following chapter.

From the above outline it will be seen that all the factors in loop construction can be selected to suit the builder's convenience, except one, but that one must be carefully computed. These factors are:

1. Maximum wavelength desired.



Graph for constructing inductance coil having one-quarter-inch wire spacing

2. Maximum capacity of variable condenser.
3. Spacing of wires.
4. Length of side of square of the loop.
5. Number of turns.

If the values for four of these factors are picked out, the fifth can be

readily solved by use of the table and the charts.

The next instalment will deal with mechanical features of loop construction, and the final instalment will take up the theoretical considerations, directional properties, etc.

The second article of this series by Ralph Batcher will appear in an early issue of THE WIRELESS AGE.

### Broadcasting in the British Isles

(Continued from page 26)

the purchase of tickets there is the element of a gamble, wireless gives to the individual an opportunity for sampling the play and backing his own judgment.

Certain theatrical managers searching around for further arguments against the broadcasting of plays have suggested that great damage might be done by the broadcasting of a play which, although most successful on the stage, has not the essentials for a radio triumph. This is a dubious reflection on those responsible for the broadcast programs. No play would be scheduled for broadcasting that had not been thoroughly tested out with a microphone on the stage and headphones at some remote point.

Happily every management has not taken up this hostile attitude and we are still able to broadcast from actual playhouses grand opera, Shakespeare and non-musical modern plays. We are making arrangements to perform actually in our own studios plays of the character now denied to us elsewhere, and feel confident that in having a free hand for the development of that special technique of translating action in terms of sound we shall probably produce more entertaining results than would be possible if we relied solely on the theatrical managers' assistance.

(Continued on page 67)

# Peeps into Broadcast Stations



## Voice Doesn't Work Well on Soft Carpet

"SCANDAL? . . . Scandal enough!"

Thus was Mr. Felix's reply to our request for some "peeps" behind the scenes at the studio. He happens to be the publicity manager and "trouble shooter" of WEF.

"Listen," he continued, "why don't you write a story about the trials and tribulations of a broadcast studio personnel?"

"For instance, we have artists scheduled for the air who send their photos, demanding that we get them in print, which we certainly try to do, but failing, they threaten to cancel their dates. And, mind you, after we have released our programs to the papers.

"On one occasion, a brilliant artist, due to go on the air, stepped into the studio. When she discovered that she stood on a heavily carpeted floor, there was an immediate protest. 'I cannot sing if I stand on a soft carpet. It is absolutely impossible. My voice is not the same.' (Of course the carpet was necessary to the successful broadcasting of the program but we've had previous experiences.) 'Certainly madam, you win. It is only the less experienced artists than yourself who do not realize that they cannot sing as well from a softly carpeted floor. Just one moment, this shall be remedied.'

"Recently, a new announcer handled his first program. His mother had listened-in but had failed to recognize the voice of her son—so carefully had he applied the art of correct tone and enunciation for the microphone in acquiring a 'radio voice.'

"On the other hand, not many days previous, another new announcer had been heard by a friend whom he had neither seen nor been in communication with for several years, but who, nevertheless, had not questioned for a moment the identity of the announcing voice, and telephoned a message of congratulation.

"One other little incident was a telegram from the station in Kansas City

that was broadcasting President Coolidge's message to Congress by a direct wire from the Capitol. They claimed that they could hear President Coolidge turning the pages of his manuscript. An immediate check was made through the observing operator who sat in the gallery of the House. And strangely enough, the Kansas City sta-

silence, so terrible indeed that men go mad because of it. He recalled one expedition in particular when this tragic fate befell a number of the party and the only way the remainder of the crew could get back to safety was to shoot them.

One of the guests at the dinner suggested that radio equipment should be taken on the next expedition. Two months later Dr. MacMillan arranged to take with him a dependable outfit.

So there they are—Dr. MacMillan and his crew of seven within a few miles of the North Pole, the deck of the boat covered with snow, to shut out the cold and keep within the little heat it is possible to generate. Stretched between the high masts of the *Bowdoin* is the antenna wire.

In Chicago, promptly at midnight, the announcer of WJAZ changes the call letters to 9XN and calls WNP (Wireless North Pole). Then he reads to them letters and messages from friends and relatives of weddings, births, and deaths; messages of all sorts from home.

When the personal messages have gone their way, a résumé of the week's news is given.

And such is the blessing of radio to the ice-bound adventurers, a little group of men all but crushed by the Northern silence.

A novel feature of WJAZ is the Crystal Studio. It is glass encased and sound proof. Although visitors to the station are separated from the studio by a triple plate-glass wall, they are enabled to hear the program by means of a receiving set located just outside.

## Singer Meant Well But He Wore a Belt

MR. POPENOE, the winsome manager of WJY, complained that B. C. L.'s don't seem to realize that some mighty good stuff goes off the wire from that station.

Taking advantage of his permission to browse around behind the scenes we discovered that some "good stuff" does go off the wire—and a lot more that doesn't.



Margaret Madigan, well known young soprano who has broadcast from WJZ several times

tion had actually heard the rustle of the manuscript over 3,600 miles of telephone line used in the event."

## Chicago Enters Northern Solitude

ON the stroke of twelve every Wednesday night a program is broadcast from WJAZ for a little band of men who sit huddled together in the forepart of the schooner *Bowdoin*, "frozen in," 11 degrees from the North Pole. Dr. Donald B. MacMillan and his exploration party are thus able to make a weekly visit back to the States—other than that, silence confronts them.

At a dinner given Dr. MacMillan, March 21st, 1923, he told of the true hardship of the Arctic—not the cold, not the lack of food, but the awful

The Brooklyn Mark Strand Theater broadcasts a program every week that includes everything from grand opera to jazz. After a performance in the theater, the whole show, in costumes and war paint, jumps into taxis, rushes over to WJY, stages a radio "blow-out," and rushes back to the theater for another performance on the stage.

Getting the instruments into the studio, up and down the elevators, and arranging the cast entails a steady stream of people circulating through the station for well over an hour.

One night, the harps had been tuned and placed in position around the microphone ready to go on the air. Just at the moment when the operator "threw" the switch and signaled the players to start, one of the studio personnel stepped into the room, sniffed the air and immediately proceeded to open the windows! The result? Harps out of tune!

After the players had recovered, the culprit explained that he had merely wished to freshen the air in the room. He didn't know that an even temperature is absolutely essential to keep a harp in tune.

The Grand Opera tenor was scheduled next. His voice was so powerful he had to stand eight feet back from the microphone to insure perfect transmission. But he became so engrossed in the aria that he moved, step by step, toward the instrument, wringing his hands. The announcer moved the microphone, bit by bit, away from him until the wall had been reached. The singer's concentration defeated all attempts to catch his attention. There was but one recourse. He was unceremoniously jerked back by the simple expedient of grasping his belt. Incidentally, he doesn't wear the belt any more—in the studio.

And by way of capping the climax, Mark Strand, the owner, can't listen-in on his own show because he lives in a



Agnes Lenard, the only bedtime story-teller who sings the kiddies to sleep to the accompaniment of a ukelele, is a favorite with WJZ's younger audience

suburb of New York that happens to be a "dead" area for receiving the stations located in New York.

A new announcer recently introduced a speaker but forgot to "throw" the switch. The speaker talked to himself for several minutes before it was discovered that he wasn't on the air.

And speaking of announcers, T. H. Cowan received a letter from an unknown feminine admirer.

"I want to say a word for the announcer," the letter read. "I doubt if they realize how much they contribute to the enjoyment and thrill we women get from radio.

"He should have his picture printed along with the program for he is as well liked as a movie star, especially if he is young and his voice magnetic, as every woman thrills to the way a man says 'love,' 'lover,' 'sweetheart,' 'adore' and 'longing' and a hundred other words used in connection with the love between man and woman.

"There is something about a man's voice that sets our heart strings singing, especially if he is young and virile."

In answer to this prayer a picture of Cowan, in a striking pose, has been printed for the general edification of our readers, and the correspondent in particular.

Another letter to Mr. Cowan has irrevocably established his position with the women B. C. L.'s. That one, however, remains a state secret—at least a station secret.


#### Microphones Don't Tell What Announcers Don't Know

A NEW wrinkle in radio broadcasting was the masked singer at WTAM recently.


The mysterious unknown was several years ago a prominent figure in vaudeville. As a comedian and singer, he had reached the top of the profession, but seeing no future in store, he retired to an obscure but successful business career in Cleveland. However, he has been besieged with requests to "do his stuff" on several occasions but has always declined. Hence his insistence that his identity remain hidden when he consented to broadcast. His former partner in vaudeville was his accompanist and likewise had to remain incog. Manifestly, we are unable to publish their pictures.

#### Radio Movies Shown

THE near future will see the perfection of radio movies; essentially, they are here today. Anyone, with the aid of special apparatus, contained in a box about a foot square, and a small curtain, will be able to see as well as hear over the radio, according to C. Francis Jenkins of Washington, D. C.



The "Casovant" Pipe Organ, at station CKAC, Canada, was designed and built for radio broadcasting



The making of speaking films in Berlin. Experiments utilizing the radiophone to produce the "talking movies" are being made in Germany

Professor Jenkins, who has previously demonstrated the transmission of still pictures by radio, recently showed on a screen in his laboratory the movements of his hand and other objects held in front of his radio transmitting apparatus in another room. The apparatus used in transmitting still pictures was employed in the last experiment, but a new "lens-faced prismatic ring" was introduced to show a rapid succession of pictures depicting movement.

Perfection of the moving picture radio transmitting set now awaits only the manufacture of a new and more powerful electric lamp of the "corona-glow" type. In the recent demonstration, use was made of a temporary lamp by the inventor, but it is not strong enough to transmit large pictures. The question of rapidity is solved, Jenkins says, as he has already sent pictures at twice the standard movie speed. What he needs is a better and stronger lamp which will stand up when the signal strength is increased about 3,000 times, as is necessary in sending pictures in motion.

Not only actual pictures of moving bodies can be transmitted, by pointing the machine at them, but films can be broadcasted, Jenkins claims, and shown on screens in theaters or homes where proper receiving and reproducing apparatus and a screen are available. When the power of the light is raised the size of the picture can be increased, it was explained.

#### Broadcasting Boon to Wall Flowers

WOR has had requests to broadcast information concerning lost dogs, cats and other members of the family.

One day a wire came in from an elderly lady saying that she has been deaf for 40 years but at the moment of sending the telegram she was hearing for the first time. And it's our con-

servative guess that McCosker's "dope" on the "Hollywood" news was largely responsible.

A letter with a real human appeal was received from the matron of a Home for the Blind. Prayers of 700 blind persons were offered for the success of Mr. McCosker because he forms the connecting link between them and the current motion pictures.

One of the women listeners-in wrote to WOR that having been a charter member of the Wall Flowers Association, Local 23, she now had the station to thank for the loss of her card. It seems her husband had never previous-



T. H. Cowan, erstwhile known as "A.C.N.," the announcer with the magnetic voice

ly been willing to learn the terpsichorean art but had finally taken up dancing lessons through the broadcast instructions of Arthur Murray.

And inasmuch as a well known dancing teacher once said that husband and wife could never dance together because she was generally given to candid criticism, this would appear to mark another epoch in our great social evolution. The privacy of the home hath many blessings.

Dick Barthelmess recently broadcast a talk from WOR that retrieved an old college roommate who had always been "going to write" but had always been too busy. The urge to speak to him personally came from hearing his voice by radio.

#### Digging Coal to Prison Tempo

WOR, the one distinctly "farmers' radiophone" is located in the dome of the State Capitol at Jefferson City, Missouri.

Broadcasting market news on farm products and live stock is the primary service rendered by this station. Through it farmers in the middle west situated miles from any source of communication with the world are provided with information of live stock, grain and other market transactions before it is scarcely an hour old.

The broadcasting of musical programs from WOR on Monday, Wednesday and Friday nights has been proven to be no mere side line of service. Little did Missouri state officials think a year ago that the leader of the State Prison Band made up of thirty-two regulars would select from that number twenty expert musicians who would build up a national reputation for Missouri. The first anniversary of the Missouri State Prison Band broadcast an especially delightful program.

So thoroughly satisfied were the "listeners-in" that two hundred and eighteen of them sent prepaid telegrams to WOR expressing appreciation. Thirty-seven states and three provinces of Canada were represented in the flood of congratulatory telegrams to WOR and the Missouri Prison Band boys. The detailed list of telegrams by states proves conclusively that WOR with its State Prison musical experts has attained remarkable success and popularity throughout the United States.

Two men deep beneath the surface of the earth in their quarters in an Illinois coal mine reported enjoying the wonderful "music of the air." A crew of trainmen in North Dakota wired that they were enjoying the Prison Band program from a Northern Pacific caboose. Frequently, ranchers in isolated sections of the far west wire or

write appreciation of the Band Concerts. Ships at sea are now and then among those reporting.

Pathos, wit, humor and irony are unstintingly used by WOS correspondents in expressing themselves regarding the broadcasting. Thus, the decidedly human side of the hundreds of thousands of American radio fans is revealed. Frequent communications express sorrow that talented artists such as compose the Missouri State Prison Band must linger behind the high, gray stone walls at "Silent City." One man wrote that if he were Governor of Missouri he would pardon the whole bunch of the band boys.

Others write: "Hold them there for life, so we radio bugs can enjoy their fine music." Still others opine that all of the "musically confined" experts in the United States must be segregated behind the big prison walls in Jefferson City, Missouri. Quite a number have inquired whether the cornet soloist could be paroled to them. Others express a preference for the talented pianist. Some want the jazzy saxophonist. Running like a golden thread throughout the entire correspondence, however, is a philosophical note which proves that the hundreds of thousands

Although the State Prison Band is a frequent performer at WOS, it by no means has a monopoly on broadcasting successful and popular programs. The management of WOS has invited all of the approximately forty institutions of higher learning in Missouri to broadcast musical and educational programs. The group of twenty Junior Colleges for Girls have responded most splendidly; a number of them have broadcast delightful programs from WOS. College professors from the State University regularly broadcast lectures.

The Old-Time Missouri Fiddlers broadcast from WOS their first anniversary program. No one realized that this was such a feet-shaking nation until the congratulatory telegrams began pouring in. The operators found it necessary to notify their audience that it was too disturbing to sit at the telephone to answer the continuous string of long distance calls that were still awaiting on the line after the 17th one had been answered. These old fellows played Turkey in the Straw, Arkansas Traveler, Pop Goes the Weasel, Leather Breeches, Wild Boy, and other old time country rag selections.



Mme. Glukeya Campanieskaja, "Russia's Great Carmen," who has but recently arrived in this country, broadcasting from WJZ

Then follows a statement in French, afterward repeated in English, as to the selections and artists. The numbers of the program alternate for the French and English listeners-in, the announcements being made in both languages.

The novelty of this bilingual arrangement appeals to Uncle Sam's audience. The mail pouch daily has a large collection of letters from all over the continent.

The common illusion that Parisians cannot understand the dialect of the French in Quebec has been exploded by acknowledgments of enjoyed reception from gay Patee. A ship operator



The Prison Band at WOS and a scene in the mine where the band music was heard by radio. Both represent new innovations in the broadcast and B.C.L. field of radio transmission and reception.

of "listeners-in" are, after all, true-type Americans interested in improving social conditions that make prisons necessary.

The thousands of letters and telegrams received from all over North America even to far away Alaska, from ships on the Atlantic, the Caribbean, and the Gulf, and from Old Mexico, Cuba, Porto Rico, Hawaii, Newfoundland, and other distant points, go far toward lifting the heavy burden from the lives of the unfortunate boys behind the big stone walls. The many letters, postals and telegrams provide hours of interesting reading and pastime for them. The tobacco supplies so liberally sent to WOS for the consumption of the Prison Band Boys is also greatly appreciated by them.



**Bilingualism and Accents**

J. N. CARTIER, manager and announcer at the Canadian station CKAC, begins each broadcast:

POSTE Say-Kah-Ah-Say,  
La Presse, Montreal.

reported excellent reception in the Bay of Biscay.

A noteworthy feature of this station is the pipe organ that is part of the equipment, especially and compactly built for radio transmission. A brief recital on this Casovant forms part of nearly all of CKAC's concerts.



## Laughter on the Radio Wave

### Technical Giggles

By JACK BRONT

We fully anticipated the fact that broadcasting would ultimately pass "in the hands of receivers."

We have failed so far to communicate with the spirits through radio. We suggest the use of phantom antennas on a dark night.

We're glad we're not a radio operator over in Holland. Try this on your microphone, after first calling in the fire department: "Tankstoombootmaatschappij;" or this little German z e p h y r : "Dampschiffahrtsgesellschaft."

What more could you wish than a "two-step" for radio dancing?

Willie maintains the wire on his single circuit coil is hard drawn. It took six days to extract six simoleons from Pa.

Prohibition has even affected the radio business. View the dry cell tube. Who uses a wet battery now?

The lad nowadays burns the midnight filament in preference to the midnight oil of yore.

High inductances at the broadcasting station should result in many "good turns" to listeners.

In radio at least, we know "dis-

ance" makes the heart grow fonder. Instructive broadcasting from aircraft can be well deemed "education on a higher plane."

Japanese fishing fleets employing radio will be angling both above and below. The habit should be nothing less than catching.

Glendora inquires if the naval airship going to the pole will communicate with the south by means of polarized relays. We assume it will take some cold calculation to accomplish the result.

Glendora naively suggests that in her musical broadcasts, kind Nature supplies the "air." At least the broadcast station manager has not, so far, given her the "air."

We cannot help but admire the manner in which broadcasting does the formerly impossible. "Samples" of opera are distributed to the ticket buying public at first hand, just as if they were containers of nose powder or yard goods.

The Gift Shoppe station will broadcast as a first number the popular refrain: "Yes, We Have No Bandannas."

H. V. Neff, a student in the Evergreen School for the Blind, at Baltimore, Md., apologized to WGY for

not earlier acknowledging the pleasure he received from the program of the Schenectady station. "Bum spelling was the cause of my not writing sooner," he wrote. "I just learned this morning how to spell the city in which you are located and I don't know now whether or not I am right."

A Schenectady woman, wife of a school teacher, asked WGY to broadcast a request for a flat. She described and specified the number of rooms she desired and the rent it was possible for her to pay and also mentioned the streets she preferred.

Mr. Mason, who is retired, informed WGY that he was camping in the wilds north of Grand Rapids, Mich., and the only interruption to the perfect transmission of WGY was the noise of a bear.

WGY, the General Electric Company broadcasting station at Schenectady, N. Y., indirectly controls the turning on and off of the street lights at Howard Beach, about 25 miles from New York. William L. Welling of that place reports that he depends on WGY for the correct time to switch off the street light in Howard Beach.



N. Y. Evening World

N. Y. Evening World



# BROADCASTING STATION DIRECTORY

(Revised to January 15th, 1923)

KAO	Young Men's Christian Association	Denver, Colo.	360	KFCF	Meyer & Frank Co.	Portland, Ore.	360	WGR	Federal Tel. & Tel. Co.	Buffalo, N. Y.	319
KAF	E. C. Anthony	Los Angeles, Calif.	469	KFEJ	Guy Greason	Tacoma, Wash.	360	WGV	Interstate Electric Co.	New Orleans, La.	360
KFB	Doerr Mitchell Electric Co.	Spokane, Wash.	282	KFEL	Winner Radio Corporation	Denver, Colo.	360	WHA	General Electric Co.	Sciencetown, N. Y.	380
KFC	Tacoma Daily Ledger	Tacoma, Wash.	253	KFFP	Radio Equipment Co.	Denver, Colo.	240	WHB	University of Wisconsin	Madison, Wis.	360
KGC	Hartwick & Watson Radio Service	Portland, Ore.	360	KFFQ	J. L. Serogavin	Oak, Nebr.	360	WHK	Sweeney School Co.	Kansas City, Mo.	411
KGN	Northwestern Radio Mfg. Co.	Portland, Ore.	360	KFFR	Auto Electric Service Co.	Ft. Dodge, Iowa	231	WHN	The Radiover Company	New York, N. Y.	360
KGO	M. A. Mulrony	Honolulu, Hawaii	360	KFFV	Hauto Electric Shop	Douglas, Wyo.	263	WHL	Low's State Theatre	New York, N. Y.	360
KGW	Oregonian Pub. Co.	Portland, Ore.	492	KFFX	Augsburg Seminary	Minneapolis, Minn.	261	WIK	Iowa Radio Corporation	Des Moines, Iowa	360
KHJ	Bl. Mountain College	Lacey, Wash.	258	KFFZ	Bunker Hill & Sullivan Mining & Const. Co.	Kellogg, Idaho	360	WIL	K. & L. Electric Co.	McKeesport, Pa.	234
KHQ	Times Mirror Co.	Los Angeles, Calif.	393	KFFG	American Society of Mech. Engrs.	St. Louis, Mo.	360	WIP	Continental Electric Supply Co.	Washington, D. C.	360
KHJ	Louis Wasmus	Seattle, Wash.	360	KFFH	Eastern Oregon Radio Co.	Benton, Ore.	360	WJG	Glimbel Bros.	Philadelphia, Pa.	509
KHJ	C. O. Gould	Stockton, Calif.	360	KFFI	Jenkins Furniture Co.	Boise, Idaho	360	WJH	Cinco Radio Mfg. Co.	Cincinnati, Ohio	360
KJL	Northwest Radio Service Co.	Seattle, Wash.	270	KFFJ	Dr. E. H. Smith	Hillsboro, Ore.	229	WJM	White & Boyer Co.	Washington, D. C.	273
KJS	Bible Institute of Los Angeles, Inc.	Los Angeles, Calif.	360	KFFK	Marchefield Motor Co.	Colorado Springs, Colo.	226	WJK	Service Radio Equipment Co.	Toledo, Ohio	360
KLN	Monterey Electric Shop	Monterey, Calif.	360	KFFL	Gray's Hardware Co.	Dallas, Tex.	226	WJL	DeForest Radio Tel. & Tel. Co.	New York, N. Y.	405
KLS	Warner Brothers	Oakland, Calif.	360	KFFM	C. P. Barnes Amusement Co.	Dallas, Tex.	226	WJM	Radio Corp. of America-Aeolian Hall, N. Y. C.	455	
KLV	Tribune Publishing Co.	Oakland, Calif.	360	KFFN	Pineus & Murphy, Inc.	Alexandria, La.	226	WKA	Landau Music & Jewelry Co.	Wilkes-Barre, Pa.	360
KLZ	Reynolds Radio Co.	Denver, Colo.	360	KFFO	Louisiana State University	Baton Rouge, La.	254	WKB	Oklahoma Radio Shop	Oklahoma City, Okla.	360
KMB	Landis Weatherill & Co.	Rosley, Calif.	276	KFFP	Chickasha Radio & Elec. Co.	Chickasha, Okla.	248	WKC	University of Minnesota	Minneapolis, Minn.	360
KMJ	San Joaquin Light & Power Corp.	Fresno, Calif.	273	KFFQ	Buchanan Stevens & Co.	Mt. Vernon, Wash.	360	WLD	Hamilton Mfg. Co.	Indianapolis, Ind.	360
KMO	Love Electric Co.	Tacoma, Wash.	360	KFFR	Leland Stanford, Jr., Univ.	Stanford Univ., Calif.	360	WLE	Crosley Manufacturing Co.	Cincinnati, Ohio	360
KMT	Grays Harbor Radio Co.	Abedens, Wash.	263	KFFS	National Guards Co.	138th Inf., St. Louis, Mo.	266	WMA	Arrow Radio Laboratories	Indianapolis, Ind.	360
KNF	Radio Supply Co.	Los Angeles, Calif.	256	KFFG	Arlington Garage	Arlington, Ore.	234	WMC	Precision Equipment Co.	Cincinnati, Ohio	248
KNX	Electric Lighting Supply Co.	Los Angeles, Calif.	360	KFFH	Crater Hardware Co.	Bozoma, Ore.	228	WMD	Doubladay-Hill Elec. Co.	Pittsburgh, Pa.	261
KOB	New Mexico College of Agriculture and Mechanical Arts, State College, N. Mex.	360	KFFI	Heldreider Radio Supply Co.	Utica, Nebr.	224	WML	Shotten Radio Mfg. Co.	Altoona, Pa.	400	
KOP	Detroit Police Dept.	Detroit, Mich.	286	KFFJ	First Presbyterian Church	Orange, Tex.	250	WMO	Wireless Telephone Co. of Hudson County, N. J.	Jersey City, N. J.	360
KQP	Modesto Evening News	Modesto, Calif.	360	KFFK	Emmanuel Missionary Co.	Berrien Spgs., Mich.	268	WOC	Palmer School of Chiropractic	Davenport, Iowa	484
KRQ	Hale Bros.	San Francisco, Calif.	423	KFFL	Western State College of College	Gunnison, Colo.	252	WOD	Iowa State College	New Ames, Iowa	360
KRI	University of California	Berkeley, Calif.	360	KFFM	The Rialto Theatre	Hood River, Ore.	280	WOL	Oklahoma Light & Power Co.	Pine Bluff, Iowa	360
KRJ	Apple City Radio	Appleton, Wis.	360	KFFN	Utz Electric Co.	Shreveport, La.	266	WOP	John Wanamaker	Philadelphia, Pa.	509
KRW	Doubladay-Hill Electric Co.	Pittsburgh, Pa.	360	KFFO	Central Christian Church	Shreveport, La.	266	WQR	Western Radio Co.	Kansas City, Mo.	360
KQV	Charles D. Herrell	San Jose, Calif.	360	KFFP	Ambrose A. McEue	Neah Bay, Wash.	283	WRO	Missouri State Marketing Bureau	Newark, N. J.	405
KRE	Berkley Daily Gazette	Berkley, Calif.	360	KFFQ	Fallon Co.	Santa Barbara, Calif.	360	WRS	Jefferson City, Mo.	441	
KRF	Post-Digraph	St. Louis, Mo.	546	KFFR	Curtis Brothers Hardware Store	Los Gatos, Calif.	242	WRT	Fort Worth Record	Fort Worth, Tex.	360
KSS	Prest & Dean Radio Insh. Lab.	Long Beach, Calif.	360	KFFS	St. Elec. and Radio Co.	Seattle, Wash.	270	WRF	Fort Worth Poultry Farm	New Orleans, La.	234
KTW	First Presbyterian Church	San Francisco, Calif.	360	KFFT	Franklin Washington Nelson	Hutchinson, Kans.	229	WRG	Electric Supply Co.	Cleveland, Pa.	360
KUO	The Examiner Printing Co.	San Francisco, Calif.	360	KFFU	Franklin W. Jenkins	St. Louis, Mo.	224	WRH	Walter A. Kushi	Chicago, Ill.	360
KUS	City Dye Works & Laundry Co.	Los Angeles, Calif.	360	KFFV	Phillip Laskowski	Denver, Colo.	224	WRI	Radio Corporation of America	Washington, D. C.	360
KUY	Coast Radio Co.	El Monte, Calif.	256	KFFW	Ross Arbuckle Garage	Iola, Kans.	246	WRJ	Dorton Brothers Electric Co.	Hamilton, Ohio	360
KVW	Portable Wireless Telephone Co.	Stockton, Calif.	360	KFFX	Benson Tech. Student Body	Portland, Ore.	260	WRK	Union College	Schenectady, N. Y.	360
KWH	Los Angeles Examiner	Los Angeles, Calif.	360	KFFY	Windbrook Elec. Farm Equipment Co.	Gladbrook, Iowa	234	WRM	University of Illinois	Urbana, Ill.	360
KWJ	Herald Publishing Co.	Modesto, Calif.	252	KFFZ	North Central High School	Spokane, Wash.	252	WRN	City of Dallas (Police and Fire Signaling)	Dallas, Tex.	360
KXZ	Electric Shop	Honolulu, T. H.	360	KFGA	Yakima Valley Radio Broadcasting Association	Yakima, Wash.	224	WRW	Tarrytown Radio Research Lab.	Tarrytown, N. Y.	273
KYB	Westinghouse Elec. & Mfg. Co.	Oakland, Calif.	360	KFGC	Alaska Elec. Light & Power Co.	Juneau, Alaska	226	WRX	Atlanta Journal	Atlanta, Ga.	429
KZM	Preston, D. Allen	Oakland, Calif.	360	KFGD	Reorganized Church of Jesus Christ	Independence, Kans.	240	WRY	J. & M. Electric Co.	Bay City, Mich.	272
KZN	The Desert News	Salt Lake City, Utah	360	KFGF	Brett Laboratories	Seattle, Wash.	236	WSA	Marshall-Genick Co.	Toledo, Ohio	360
KZV	Wenatchee Battery & Motor Co.	Wenatchee, Wash.	360	KFGG	Drott Laboratories	Seattle, Wash.	236	WSB	Kansas State Agril. College	Manhattan, Kans.	360
KDA	Westinghouse Elec. & Mfg. Co.	Cleveland, Ohio	274	KFGH	Marshall Electric Co., Inc.	Marshalltown, Iowa	248	WSC	George M. McBride	Dearborn, Mich.	273
KDP	Western Electric Co.	San Diego, Calif.	240	KFGI	Philto Laskowski	Denver, Colo.	224	WSD	The Detroit News	Detroit, Mich.	517
KDT	Telegraph Publishing Co.	Salt Lake City, Utah	360	KFGJ	Weld County Printing & Pub. Co.	Greeley, Colo.	236	WSE	Loyola University	New Orleans, La.	280
KDY	Oregon Institute of Technology	Portland, Ore.	252	KFGK	National Radio Mfg. Co.	Oklahoma City, Okla.	252	WSF	Arkdena Janney	New Orleans, La.	280
KDV	The Tribune, Inc.	Great Falls, Mont.	360	KFGL	The Sugar Bowl	Astoria, Ore.	252	WSG	Tulane University	New Orleans, La.	360
KDYW	Smith, Hughes & Co.	Hellington, Ariz.	360	KFGM	Liber Theatre	Astoria, Ore.	252	WSH	Oak Mechanics Institute	Cincinnati, Ohio	360
KDX	Star Bulletin Publishing Co.	Honolulu, T. H.	360	KFGN	Carrullion Radio Shop	Carrullion, Mo.	236	WSI	WAAO Daily Drivers Journal	Chicago, Ill.	284
KDE	Frank E. Siefert	Bakersfield, Calif.	245	KFGO	University of North Dakota	Grand Forks, N. D.	229	WSJ	WAAE Daily Drivers Journal	Chicago, Ill.	284
KDEB	Rhodes Company	Seattle, Wash.	360	KFGP	Ashley Olson & Co.	Stevenson, Mo.	240	WSK	WAAW University of Missouri	Columbia, Mo.	295
KDEK	Nevada Machinery & Electric Co.	Reno, Nev.	360	KFGQ	F. E. Gray	Dexter, Iowa	224	WSL	New England Motor Sales Co.	Greenwich, Conn.	360
KDEP	Plyo & Nichols	Denver, Colo.	360	KFGR	The Grand Radio Co.	Towanda, Kans.	226	WSM	WAAZ Georgia Radio Co.	Decatur, Ga.	360
KDQ	Beillingham Electric Co.	Seattle, Wash.	360	KFGS	Iowa State Teachers College	Cedar Falls, Iowa	229	WSN	WABE Atlanta Exhcn. Bldg.	Worcester, Mass.	252
KDZ	Seattle Radio Association	Seattle, Wash.	360	KFGT	Texas National Guard	112th Cav., Ft. Dodge, Iowa	246	WSO	WABA Hollister-Miller Motor Co.	Emporia, Kans.	360
KDZU	Western Radio Corporation	Denver, Colo.	360	KFGU	Colorado State Teachers College	Greeley, Colo.	248	WSR	WABB Lake Forest College	Lake Forest, Ill.	266
KDZV	Dope & Cornwall Co.	Salt Lake City, Utah	360	KFGV	Brinkley-Jones Hospital Association	Millford, Kans.	286	WST	WABB Dr. John B. Lawrence	Harrisburg, Pa.	286
KDA	McArthur Brothers	San Francisco, Calif.	360	KFGW	Denner Park Amusement Co.	Lakeside, Colo.	226	WSU	WABP Pulverizer Grimes Battery Co.	Dayton, Ohio	299
KFAE	State College of Washington	Pullman, Wash.	360	KFGX	Conway Radio Laboratories	Butte, Mont.	283	WSV	WABQ Bangor Railway and Electric Co.	Bangor, Me.	240
KFAF	Western Radio Corporation	Denver, Colo.	360	KFGY	Westinghouse Electric Co.	Hastings, Nebr.	286	WSW	WABJ Radio Laboratories	South Bend, Ind.	240
KFAJ	University of Colorado	Boulder, Colo.	275	KFGZ	Anson Bros. Radio Co.	Colorado Springs, Colo.	234	WSX	WABK First Baptist Church	Worcester, Mass.	284
KFAK	Electric Supply Co.	Butte, Mont.	360	KFHA	Signal Electric Mfg. Co.	Menominee, Mich.	248	WSY	WABM Connellus Agril. College	Stora, Conn.	283
KFAP	Standard Publishing Co.	Butte, Mont.	360	KFHB	Paul E. Greenlaw	Franklin, La.	234	WTA	WABN W. E. Doherty	Saginaw, Mich.	254
KFAR	Studio Lighting Service Co.	Hollywood, Calif.	289	KFHC	National Educational Service	Denver, Colo.	288	WTB	WABO Waldo C. Grover	La. Crosse, Wis.	234
KFAT	Dr. J. T. Donohue	Boise City, Idaho	275	KFHD	Erickson Radio Co., Inc.	Salt Lake City, Utah	261	WTC	WABP Lake Avenue Baptist Church	Rochester, N. Y.	266
KFAU	Independent School District of Boise City	Boise, Idaho	278	KFHE	Perrett M. Foster	Cedar Rapids, Iowa	240	WTD	WABQ Hubert E. Walnitz	Dover, Ohio	252
KFAY	Abbot Kinney Company	Venice, Calif.	250	KFHF	Bizzell Radio Shop	Little Rock, Ark.	261	WTE	WABR Haverford College Radio Club	Haverford, Pa.	271
KFAW	The Radio Den, Ashford & White	Santa Ana, Calif.	283	KFHG	University of New Mexico	Albuquerque, N. M.	254	WTF	WABR Scott High School	Toledo, Ohio	260
KFBB	F. A. Buttrey & Co.	Harve Mont.	360	KFHH	Fargo Radio Supply Co.	Grand Forks, N. D.	231	WTG	WABT W. M. S. Mfg. Co.	Newark, N. J.	244
KFBC	W. K. Azbill	San Diego, Calif.	360	KFHI	Rev. A. T. Frykman	Rockford, Ill.	229	WTH	WABU Victor Talking Machine Co.	Camden, N. J.	252
KFBE	Reuben H. Horn	San Luis Obispo, Calif.	360	KFHK	Missoula Electric Supply Co.	Missoula, Mont.	234	WTI	WABV John H. De Witt, Jr.	Nashville, Tenn.	263
KFBK	Kimball-Upson Co.	Sacramento, Calif.	284	KFHL	George R. Clough	Galveston, Texas	240	WTJ	WABW Public Safety Service	Aberdeen, Pa.	244
KFBL	Leese Bros.	Everett, Wash.	223	KFHM	Fargo Radio Supply Co.	Grand Forks, N. D.	231	WTK	WABX Indian Pipe Line Corp.	Princeton, Ind.	360
KFBS	Chronicle News and Gas & Elec.	Trinidad, Colo.	360	KFHN	Atlantic Automobile Co.	Atlantic, Iowa	273	WTL	WABA Purdue University	West Lafayette, Ind.	360
KFBU	Bishop N. S. Thomas	Laramie, Wyo.	283	KFHO	University of Arkansas	Fayetteville, Ark.	263	WTR	WABD Sterling Electric Co. and Journal Printing Co.	St. Louis, Mo.	360
KFCB	Salem Elec. Co.	Walla Walla, Wash.	360	KFHP	Morningside College	Sioux City, Ia.	261	WTA	WBAH The Dayton Co.	Minneapolis, Minn.	417
KFCF	Electric Service Station	Billings, Mont.	360	KFHQ	Fretum Department Store	Minneapolis, Minn.	275	WTB	WBAN Wireless Phone Corporation	Paterson, N. J.	244
KFCG	Colorado Springs Radio Co.	Colorado Springs, Colo.	242	KFHR	Dr. George W. Young	Minneapolis, Minn.	275	WTC	WBAW James Millikin University	Anderson, Pa.	244
KFCM	Richmond Radio Shop	Richmond, Calif.	360	KFHS	Stevens Brothers	San Marcos, Texas	240	WTD	WBAF Wortham Carter Pub. Co., The	St. Louis, Mo.	360
KFCP	Ralph W. Flygare	Ogden, Utah	360	KFHT	W. H. Radio Co.	Newark, N. J.	360	WTE	WBAE Erner & Hopkins Co.	Columbus, Ohio	390
KFCQ	Motor Service Station	Casper, Wyo.	360	KFHU	Mary & Co.	Butler, Pa.	286	WTF	WBAJ John H. Stonger, Jr.	Wilkes-Barre, Pa.	360
KFCV	Fred H. Maltzer	LeMars, Iowa	252	KFHV	Pennsylvania State Police	Butler, Pa.	286	WTG	WBAK Western Electric Co.	New York, N. Y.	492
KFCW	Western Union College	LeMars, Iowa	252	KFHW	Southern Radio Corporation	Charlotte, N. C.	360	WTH	WBBY Newark Radio Laboratory	Newark, Ohio	240
KFCZ	Omaha Central High School	Omaha, Nebr.	258	KFHX	Westinghouse Elec. & Mfg. Co.	Springfield, Mass.	360	WTI	WBBB Barbey Battery Service	Aberdeen, Pa.	244
KFDA	Adler's Music Store	Baker, Ore.	360	KFHY	Stik-Bar-Fuller	St. Louis, Mo.	360	WTJ	WBCA St. Lawrence University	Canton, N. Y.	280
KFDB	Mercantile Trust Co.	San Francisco, Calif.	360	KFHZ	University of Texas	Austin, Texas	360	WTK	WBCB Kaufman & Baer Co.	Pittsburgh, Pa.	462
KFDD	St. Michaels Cathedral	Boise, Idaho	360	KFIA	Wichita Free Press	Detroit, Mich.	517	WTL	WBCD Michigan Limestone & Chemical Co.	Flint, Mich.	360
KFDF	Wyoming Radio Corp.	Casper, Wyo.	360	KFIB	Corradio Co.	Washington, D. C.	360	WTM	WBCG Clyde R. Randall	New Orleans, La.	268
KFDH	University of Arizona	Tucson, Ariz.	360	KFIC	WDT Ship Owners Radio Service, Inc.	Premier Grand, N. Y.	405	WTN	WBCA Entrenkin Electric Co.	Columbus, Ohio	286
KFDI	Oregon Agril. College	Corvallis, Ore.	360	KFID	James L. Bush	Woodstock, Ill.	278	WTO	WCBJ Nebraska Wesleyan University	Lincoln, Neb.	360
KFDL	Knight-Campbell Music Co.	Denver, Colo.	360	KFIE	Hurlbut-Still Electrical Co.	Houston, Tex.	360	WTP	WCCW Alfred P. Daniel	Houston, Tex.	360
KFDM	H. E. Cutting	Bozeman, Mont.	248	KFIF	St. Louis University	St. Louis, Mo.	261	WTR	WCCB St. Olaf College	Northfield, Minn.	360
KFDR	Bullock's Hardware & Sporting Goods	Near, Nebr.	360	KFIG	Strawbridge & Clothier	Philadelphia, Pa.	395	WTS	WCCD Stanlana College	Baltimore, Md.	360
KFDU	Nevbraska Radio and Electric Co.	Lincoln, Nebr.	240	KFII	WGI American Radio and Research Corporation	Medford Hillsdale, Mass.	360	WTT	WCCD Sanders & Stayman Co.	Baltimore, Md.	360
KFDV	Gilbrech & Stinson	Fayetteville, Ark.	360	KFIM	Thomas F. J. Howlett	Philadelphia, Pa.	360				
KFDW	First Baptist Church										

WCAP Chesapeake & Potomac Tel. Co.	Washington, D. C.	469	WIAK Journal Stockman Co.	Omaha, Nebr.	278	WQAX Franklin J. Wolf	Trenton, N. J.	240
WCAR Alamo Radio Electric Co.	San Antonio, Tex.	360	WIAP J. B. Smith & Sons	Paducah, Ky.	360	WYAB Pennsylvania State College	State College, Pa.	240
WCAS Dunwothy Industrial Institute	Minneapolis, Minn.	246	WIAR Chronicle Publishing Co.	Burlington, Ind.	226	WYAC Donaldson Radio Co.	Oklmulgee, Okla.	360
WCAT South Dakota School of Mines	Rapid City, S. D.	240	WIAS Burlington Hawkeye-Home Elec. Co.	Burlington, Ia.	360	WYAD Wisconsin Dept. of Markets	Independence, Mo.	360
WCAU Durham & Co.	Philadelphia, Pa.	286	WIAU American Sec. & Sav. Bank	Burlington, Ia.	360	WYAE No. Dakota Agricultural College	Fargo, N. D.	360
WCAV J. C. Day Electric Co.	Little Rock, Ark.	360	WIAW New York Radio Laboratories	Birmingham, N. Y.	360	WYAF Doolittle Radio Corporation	New Haven, Conn.	268
WCAX Keselmin O'Driscoll Music House	Burlington, Vt.	360	WIAX Jackson's Radio Eng. Lab.	Waco, Tex.	360	WYAG Superior Radio & Telephone Co.	Columbus, Ohio	286
WCBA Carthage College	Carthage, Wisc.	261	WIAY Saginaw Radio & Elec. Co.	Saginaw, Mich.	360	WYAH Theodore D. Phillips	Winchester, Ky.	360
WCBC Charles W. Hainbach	Albion, N. Y.	246	WIAG Norfolk Daily News	Norfolk, Ind.	360	WYAL General Sales & Eng. Co.	Frostburg, Md.	360
WCBD Zion Radio Broadcasting Station	Zion, Ill.	345	WIAM J. M. C. White	Greenwood, Ind.	254	WYAP St. Patrick's Cathedral	Amsterdam, N. Y.	360
WCBE Tampa Daily Times	Tampa, Fla.	360	WIAP D. C. Perham	Cedar Rapids, Ia.	360	WYAT Concoria College	Moorehead, Minn.	360
WCBF Kansas City	Kansas City, Mo.	411	WIAN Peoria Star Co.	Peoria, Ill.	280	WYAZ John R. Koch	Bancor, Me.	360
WCAG Hartford Courant	Hartford, Conn.	261	WIAS Capitol Publishing Co.	Pittsburgh, Pa.	360	WQAA Horace A. Beale, Jr.	Parkersburg, W. Va.	273
WCAL Florida Times Union	Jacksonville, Fla.	360	WIAT Kelly-Vawter Jewelry Co.	Cleveland, Ohio	360	WQAB E. B. Gish	Amarillo, Tex.	360
WCAM Weston Electric Co.	New York, N. Y.	360	WIAX Chicago Radio Laboratory	Chicago, Ill.	448	WQAC Whitnall Electric Co.	Waterbury, Conn.	242
WCAN Automotive Electric Co.	Dallas, Tex.	360	WKAA H. F. Parr	Cedar Rapids, Ia.	248	WQAD Moore Radio News Station	Springfield, Vt.	240
WCAP The Board of Trade	Chicago, Ill.	360	WKAD Charles Looff	East Rapids, Minn.	266	WQAE Sandusky Register	Sandusky, Ohio	240
WCAR Lit Brothers	Philadelphia, Pa.	395	WKAF W. S. Radio Supply Co. and Wm. Beck	Wichita Falls, Tex.	360	WQAF Brock Anderson Elec. Eng. Co.	Lexington, Ky.	254
WCAS Samuel W. Waite	Worcester, Mass.	360	WKAN Alabama Radio Mfg. Co.	Wichita Falls, Tex.	360	WQAG Apple-Higley Electric Co.	Dubuque, Iowa	360
WCAT Slocum & Kilburn	New Bedford, Mass.	360	WKAP Dutee Wilcox Flint	Cranston, R. I.	360	WQAH Electrical Equipment Co.	Miami, Fla.	360
WCAX First National Bank	Centerville, Iowa	268	WKAR Republic Corporation of Porto Rico	San Juan, P. R.	360	WQAI Calvary Baptist Church	Seranton, Pa.	360
WCAY Fargo Radio Service Co.	Fargo, N. D.	244	WKAS L. E. Lines Music Co.	East Lansing, Mich.	280	WQAJ West Texas Radio Co.	New York, N. Y.	360
WCBA Kirk Johnson & Co., Inc.	Lancaster, Pa.	258	WKAW Laconia Music Club	Laconia, N. H.	254	WQAK Prince Walter Co. Corporation	Lovell, Mass.	266
WCBE Fallain & Lathrop	Flint, Mich.	280	WKAY Brenau College	Montgomery, Ala.	226	WQAL Huntington and Quarry, Inc.	Richmond, Va.	360
WCBF American Tel. & Tel.	New York, N. Y.	360	WLAK Cutting & Washington Radio Corp.	Minneapolis, Minn.	417	WQAM Catholic University of America	Washington, D. C.	236
WCBG Wichita Board of Trade	Wichita, Kans.	244	WLAL Samuel Woodworth	Syracuse, N. Y.	234	WQAN Radio Equipment Co.	Peoria, Ill.	360
WCBH Cornell University	Ithaca, N. Y.	286	WLAK Waco Electrical Supply Co.	Syracuse, N. Y.	234	WQAO Rice Institute	Peoria, Ill.	360
WCBI University of South Dakota	Vermillion, S. D.	283	WLAK Vermont Farm Mach. Co.	Bellows Falls, Vt.	360	WQAP Taylor Radio Shop	Marion, Kans.	360
WCBN North Plattefield, Borough of Plattefield	North Plattefield, N. J.	232	WLAK Tulsa Radio Co.	Tulsa, Okla.	360	WQAR Radio Club, Inc.	Laporte, Ind.	224
WCBO Ohio State University	Columbus, Ohio	360	WLAK Putnam Laboratory Co.	Houlton, Me.	283	WQAS Northern States Power Co. St. Croix	Providence, R. I.	231
WCBP Mobile Radio Co., Inc.	Mobile, Ala.	263	WLAP W. V. Jordan	Kalamazoo, Mich.	283	WQAT Lombard College	Galesburg, Ill.	244
WCBS Baltimore Am. & News Pub. Co.	Baltimore, Md.	360	WLAW Arthur S. Schilling	Kalamazoo, Mich.	283	WQAU Horace D. Good	Waterloo, Iowa	238
WCBD Health Brothers	Washington, D. C.	360	WLAW H. P. Lundskog	Kenosha, Wis.	229	WQAV Telson's Garage	St. Louis, Mo.	360
WCBE Davidson Company	Sioux City, Iowa	360	WLAW Central Radio Supply Co.	Hutchinson, Kans.	244	WQAW Antioch College	Yellow Springs, Ohio	246
WCBF Will Horwitz, Jr.	Sioux Falls, S. D.	258	WLAW Radio and Specialty Co.	Hutchinson, Kans.	244	WQAX Horace D. Good	Reading, Pa.	238
WCAG Donald Redmond	Waterloo, Iowa	360	WLAW Electric Shop, Inc.	Pensacola, Fla.	254	WQAY Radio Sales Corporation	Gloucester City, N. J.	246
WCAL A. H. Bala & Co.	Dallas, Tex.	476	WLAW New York Radio Dept.	New York, N. Y.	360	WQAZ Rensselaer Polytechnic Institute	Seranton, Pa.	280
WCAM Carl C. Woese, Jr.	Syracuse, N. Y.	283	WLAX Greensteele Community Broadcasting Station	Greensville, Ind.	231	WQAB B. S. Sprague Elec. Co.	Marietta, Ohio	360
WCAN Henry C. Sprately	Poughkeepsie, N. Y.	273	WMAA Radio Supply Co.	Oklahoma City, Okla.	360	WQAC Clemson Agr. College	Capo Girardeau, Mo.	360
WCAP Radio Engineering Laboratory	Waterford, N. Y.	360	WMAA Bound Hills Radio Corp.	Cazenovia, N. Y.	261	WQAD A. G. Leonard Jr.	Providence, R. I.	261
WFAH Electric Supply Co.	Port Arthur, Tex.	236	WMAA General Supply Co.	Lincoln, Nebr.	360	WQAE U. S. Playing Card Co.	Chicago, Ill.	246
WFAJ III-Grade Wireless Instrument Co.	Asheville, N. C.	360	WMAA Drapers Telegram Co.	Kansas City, Mo.	273	WQAF Grove City College	Grove City, Pa.	360
WFAK Times Publishing Co.	St. Cloud, Minn.	360	WMAA Norton Laboratories	Lockport, N. Y.	360	WQAG Franklin Electrical Co.	Brookville, Ind.	246
WFBH Hutchinson Elec. Service Co.	Hutchinson, Minn.	360	WMAA Trenton Hdq. Co.	Lockport, N. Y.	360	WQAH Seventh Day Adventist Church	Allentown, Pa.	229
WFBM Missouri Wesleyan College & Cameron Radio Co.	Cameron, Mo.	360	WMAA First Baptist Church	Columbus, Ohio	258	WQAI Doughty & Welch Elec. Co.	Fall River, Mass.	253
WFBT New Columbus College	Sioux Falls, S. D.	258	WMAA Utility Battery Service, Inc.	Easton, Ohio	246	WQAJ Curlic & McEwen	Plainville, Tex.	278
WFCV University of Nebraska	Lincoln, Neb.	275	WMAA Chicago Daily News	Chicago, Ill.	448	WQAK Chicago Radio Laboratory	Chicago, Ill.	268
WFCW Orpheum Radio Stores Co.	Brooklyn, N. Y.	360	WMAA Waipapa Polytechnic Institute	Waipapa, N. Z.	360	WQAL Irving Austin, Chamber of Commerce	Chicago, Ill.	268
WGD Spanish Am. Sel. of Telegraphy.	Encarnacion, P. R.	360	WMAW Valpelton Elec. Co.	Walpelton, N. D.	360	WQAM Chase Electric Shop	Port Chester, N. Y.	233
WGAJ W. H. Glass	Siouxland, Iowa	360	WMAZ Merchandise Freshy. Church	St. Louis, Mo.	280	WQAN Fall River Daily Herald	Fall River, Ohio	258
WGAJ Lancaster Elec. Supply & Const. Co.	Lancaster, Pa.	248	WMAA Shepard Stores	Marion, Ga.	268	WQAO Penn Traffic Co.	Johnstown, Pa.	360
WGAN Ceell E. Lloyd	Pensacola, Fla.	360	WMAA Ideal Apparatus Co.	Omaha, Nebr.	242	WQAP Carmen Ferro	Providence, R. I.	238
WGAQ W. G. Patterson	Shreveport, La.	360	WMAA Syracuse Radio Telephone Co.	Syracuse, Ind.	360	WQAR The Radio Shop	Portland, Me.	236
WGAJ Ernest C. Albright	Montreal, Pa.	261	WMAA Wittenberg College	Spruitfield, Ohio	360	WQAS Toledo Radio and Electrical Co.	Toledo, Ohio	252
WGAZ Radio Electric Co.	Washington Courthouse, Ohio	360	WMAA Canton Radio Telephone Co.	Syracuse, N. Y.	286	WQAT Orndorf Radio Shop	Cleveland, Ohio	360
WGAJ North Western Radio Co.	Madison, Wisc.	360	WMAA Charleston Radio Elec. Co.	Charleston, S. C.	360	WQAU Cambridge Radio & Electric Co.	Cambridge, Ill.	240
WGAZ South Bend Tribune	South Bend, Ind.	360	WMAA Texas Radio Corporation and Austin	Butler, Mo.	231	WQAV H. Van Gorden & Sons	Oaselo, Wisc.	226
WHAAB State University of Iowa	Iowa City, Iowa	283	WMAA Lenning Bros. Co.	Statesman, Austin, Tex.	360	WQAW Charles E. Erbsstein	Norfolk, Va.	226
WHAAC Clark W. Thompson	Galveston, Tex.	360	WMAA Peoples Tel. & Tel. Co.	Philadelphia, Pa.	360	WQAX Huxley Elec. Co.	New York, N. Y.	275
WHAD Marquette University	Milwaukee, Wisc.	360	WMAA Henry Kunzmann	Fortress Monroe, Va.	236	WQAY Edison Elect. Ill. Co.	Boston, Mass.	244
WHAJ University of Cincinnati	Cincinnati, Ohio	283	WMAA Ship Owners Radio Service	Yankee, S. D.	244	WQAZ Ruddy Battery & Elec. Co.	Tecumseh, Nebr.	360
WHAH Hafner Supply Co.	Joplin, Mo.	283	WMAA Dr. Walter Hardy	Baltimore, Md.	360	WQAB Agricultural and Mech. College Station	Tecumseh, Nebr.	360
WHAK Roberts Hardware Co.	Clarkburg, West Va.	258	WMAA Maus Radio Co.	Lima, Ohio	266	WQAC Williams Hardware Co.	Streator, Ill.	231
WHAH Eastman School of Music of Univ. of Rochester	Rochester, N. Y.	360	WMAA Friday Battery & Elec. Co.	Sigourney, Iowa	360	WQAD Iolar-Oak Leavre Broadcasting Station	Oak Park, Ill.	226
WHPA Dewey L. Otis	Decatur, Ill.	283	WMAA Northern Theatre	Helvidere, Ill.	224	WQAE Thomas J. McGuire	Lambertville, N. J.	226
WHPA Paramount Radio and Elec. Co.	Louisville, Ky.	401	WMAA Palmetto Radio Co.	Tyler, Tex.	360	WQAF Swern Hoenig & Co.	Trenton, N. J.	226
WHPB Courier Journal & Times	Atlantic City, N. J.	231	WMAA Southern Equipment Co.	Charleston, S. C.	360	WQAG Wright & Wright, Inc.	Waco, Tex.	360
WHPA Wilmington Elec. & Supply Co.	Wilmington, Del.	360	WMAA Ervin's Electrical Co.	San Antonio, Texas	360	WQAH Alamo Dance Hall	Philadelphia, Pa.	360
WHPB Huntington Press	Huntington, Ind.	360	WMAA Wm. Evans Woods	Webster Groves, Mo.	286	WQAI Galvin Radio Supply Co.	Camden, N. J.	236
WHPA Joslyn Automobile Co.	Troy, N. Y.	380	WMAA James D. Fadden	Lawrenceburg, Tenn.	360	WQAA Michigan College of Mines	Houghton, Mich.	244
WHPB Howard H. Miller	Philadelphia, Pa.	254	WMAA Kalamazoo College	Kalamazoo, Mich.	360			
WHPA Gustav A. De Cortin	New Orleans, La.	234	WMAA Boyd Martell Hamp	Wilmington, Del.	360			
WHPB Continental Radio and Mfg. Co., Inc.	Newton, Iowa	258	WMAA Pennsylvania National Guard	Eric, Pa.	242			
WHPA Heers Stores Co.	Springfield, Mo.	252	WMAA Woodmen of the World	Omaha, Nebr.	528			

# Canadian Broadcasting Stations

CKY Manitoba Telephone System	Winnipeg, Manitoba		CHBC The Albertan Publishing Co.	Calgary, Alberta		CJCH The United Farmers of Ontario	Ontario, Ontario	
CFAC Radio Corporation of Calgary, Ltd.	Calgary, Alberta		CHCA Radio Corporation of Vancouver, Ltd.	Vancouver, B. C.		CJCI McLean, Holt & Co., Ltd.	St. John, New Brunswick	
CFCA Star Publishing and Printing Co.	Toronto, Ontario		CHCB Marconi Wireless Telegraph Co. of Canada	Toronto, Ontario		CJCN Sinous Aget & Co., Ltd.	Toronto, Ontario	
CFCB Marconi Wireless Telegraph of Canada, Ltd.	Vancouver, B. C.		CHCC Canadian Westinghouse Co., Ltd.	Edmonton, Alberta		CJCS Eastern Telephone and Telegraph Co., Ltd.	Halifax, Nova Scotia	
CFCD Canadian Westinghouse Co., Ltd.	Winnipeg, Manitoba		CHCC London Radio Shoppe	London, Ontario		CJCY Edmund Taylor	Halifax, Nova Scotia	
CFCE Marconi Wireless Telegraph Co. of Canada	Halifax, Nova Scotia		CHCC The Western Radio Co., Ltd.	Calgary, Alberta		CJCG London Free Press Printing Co.	Calgary, Alberta	
CFCF Marconi Wireless Telegraph Co. of Canada, Ltd.	Montreal, Quebec		CHCC London Radio Shoppe	London, Ontario		CJCH Tribune Newspaper Co., Ltd.	Winnipeg, Manitoba	
CFCH Ablett Power and Paper Co., Ltd.	Montreal, Quebec		CHCC The Globe Printing Co.	Montreal, Quebec		CJCK The Evening Telegram	Toronto, Ontario	
CFCI Motor Products Corporation	Waukegan, Ontario		CHCC John Milne & Sons, Ltd.	Toronto, Ontario		CKAC La Presse Printing Co.	Montreal, Quebec	
CFCN W. W. Grant Radio, Ltd.	Calgary, Alberta		CHCC Canadian Westinghouse Co., Ltd.	Hamilton, Ontario		CKCB T. Eaton Co., Ltd.	Winnipeg, B. C.	
CFCX The London Advertiser	London, Ontario		CHCC Metropolitan Motors, Ltd.	Vancouver, B. C.		CKCD Vancouver Daily Province	Vancouver, B. C.	
CFPC International Radio Development Co.	London, Ontario		CHCC J. R. Booth, Jr.	Ottawa, Quebec		CKCE Canadian Independent Telephone Co., Ltd.	Toronto, Ontario	
CFTC The Bell Telephone Co. of Canada	Port Frances, Ontario		CHCC Duplex Electric Co.	Montreal, Quebec		CKCR Jones Electric Radio Co., Ltd.	St. John, New Brunswick	
CFUC University of Montreal	Toronto, Ontario		CJCA The Edmonton Journal, Ltd.	Edmonton, Alberta		CKCC Canadian Telephone Co. of Canada	Montreal, Quebec	
CFVC Roy Russell Brown	Courtenay, British Columbia		CJCB James Gordon Bennett	Nelson, British Columbia		CKCK Radio Equipment and Supply Co.	Toronto, Ontario	
CFVY Victor Westinghouse Ltd.	Vancouver, B. C.		CJCE Vancouver Co., Ltd.	Toronto, Ontario		CKCC The Wentworth Radio Supply Co.	Hamilton, Ontario	
CFZC Canadian Westinghouse Co., Ltd.	Montreal, Quebec		CJCF News Record, Ltd.	Kitchener, Ontario		CKCD Radio Supply Co. of London	London, Ontario	
CHAC Radio Engineers, Ltd.	Halifax, Nova Scotia		CJCG Manitoba Free Press Co., Ltd.	Winnipeg, Manitoba		CKCE Salton Radio Engineering Co.	Winnipeg, Manitoba	

# AFLOAT AND ASHORE WITH THE OPERATOR



By W. S. Fitzpatrick

**T**HERE are few radio men who could not find cause to be envious of the excellent record, accomplishments and ability of Steffen F. Nielszen, operator on W. K. Vanderbilt's yacht *Ara*.

Nielszen is the highest salaried marine radio operator in the world, and is in charge of a station on the *Ara* that is equal in cost and effectiveness to any afloat, with the exception of two or three of the largest liners carrying three or more operators. Regardless of at what point the yacht is located on her extended cruises, Nielszen is in daily communication with the WCC station at Chatham.

He is an operator of keen ability both in telegraphing and in his knowledge of the theory and operation of sets, whether they be spark, arc or tube transmitters, or any type receiver. His first schooling in radio was under the personal direction of Poulsen, inventor of the Poulsen arc transmitter, during the early development of that set. Since then he has engaged in different phases of radio, and as an operator has held many important assignments, including that of chief on trans-oceanic liners.

Nielszen is a World War veteran, having served in France with the distinguished Pine Tree Division of the United States Army. He is a polished gentleman, with a personality that attracts and holds friends, among whom his studious nature and acquired education is a matter of comment.

Few know, because of his modest demeanor, that before the war he attended one of the prominent universities in Germany, although not a subject of that country. He is thoroughly conversant with several languages, and is an expert at translating.

**D**ECORATING the greater number of licenses on the Great Lakes, as well as many on the Atlantic and the Pacific, is the large, bold signature of S. W. Edwards, United States Supervisor of Radio at Detroit. Mr. Edwards is as popular among the radio fraternity as his signature is prominent. He is one of the foremost of the Department of Commerce radio experts and one of the chief advisors of Secretary Hoover.

Years ago he was a ship operator along the Atlantic Coast and between

New York and South America. This was before the days of licenses, when an expert knowledge of the apparatus was not an essential, and the old-timers remember him as one of the very few operators of that period who actually knew the "why, what and how" of the sets.



Steffen F. Nielszen, operator on W. K. Vanderbilt's palatial yacht, *ARA*

There were no radio schools or courses anywhere, but Edwards had graduated from an electrical institute and had mastered the code. Unlike others of the time, he came into the fold, not as operator alone, but scientist as well. He was king among his fellows, and this unique position in the radio field he still retains.

Mr. Edwards is married, has several children and resides in a beautiful home in Detroit.

**O**PERATOR J. A. McGOVERN recently performed a remarkable feat in maintaining direct communication with the Chatham, Mass., Station WIM, every day of the voyage of the steamer *Eagle* from San Pedro, Calif., to New York, and again in copying messages from New York while at Portland, Ore., using but one amplifier.

**W**HAT is thought to be the best long-distance receiving stunt on record was that claimed by Erwin W. Vogel in copying a complete program of press from France while his ship was crossing the 180th meridian in the Pacific Ocean, a distance of 12,500 miles, or half-way around the world.

\* \* \*

**S**PEAKING of DX work brings to mind a little story about an amateur who made the claim of having received over 12,000 miles on a one-tube set. He explained that he had kept a record of all the stations he had heard and their total distance made up that figure.

\* \* \*

**H**ERE'S a story that goes the others one better. Bill Wallace, who holds a responsible position in the RCA traffic department, is a popular man to-day, but in years gone by every one in the business from top to bottom knew "Windy" Wallace and old-timers can remember listening to his spell-binding "Static Room" orations with wondering thoughts of, "How does he get away with it?"

Bill—or, on this occasion, let's say "Windy"—that's what we used to call him, and it carries our story better—was in reality one of the best operators of the time. This none can dispute! And no one ever did any greater long-distance work with a crystal detector than he. Nevertheless, he did earn that nickname, and with an apparent desire to make a record that would last until communication with Mars is established, told this:

It was late one night when he was endeavoring to get in touch with a distant station while on a ship in the Pacific. He had just finished his long call and threw his switch to listen. When, lo and behold! there was his own call coming back to him.

Wallace's only explanation was that the signals must have gone around the world several times, and he happened to catch them on one of their flies past him. Some of the men, however, voiced the opinion that the signals went to a nearby planet and were reflected back. Whatever the case may be, Wallace is a champion.



## RADIO NEWS FROM ALL OVER THE WORLD

### New French Radio Regulations

FRENCH authorities have issued a set of regulations intended to encourage broadcasting and the use of radio equipment by amateur throughout the country. It is provided that receiving sets may be possessed by any citizen of France who will sign a formal declaration, receivable at any post office, stating the kind of equipment used and agreeing that no part shall be taken in the transmission of private correspondence. Sets in the possession of foreigners, or used to receive private correspondence, require individual authorization.

The right to operate transmitting sets will be regulated by the Under-Secretary of the French Postal Services, on the recommendation of a permanent commission upon which public service groups, manufacturers, and amateurs, will have representation. Transmitting sets are to be classified as those intended for establishing private communication; public broadcasting sets; portable sets; sets used for technical experiments, and amateurs' sets.

Wave length standards and other technical regulations will be set up for each class by public authority. The use of amateur and experimental sets will not involve the payment of any fees. Public broadcasting is made the subject of individual contract.

### New Italian Radio Co.

ONE of the latest developments is the formation in Italy of a huge radio manufacturing and operating organization at Rome, similar to the Radio Corporation of America and the Marconi Company in England. The new company is to be known as the "Societa Annonima Italo Radio per Servizi Radioelectrici," and is understood to be a consolidation of two older organizations. The authorized capital is seven million lire, part of which is to be used for the purchase of the Italian rights to German and French patents and for the purchase of existing equipment in Italy.

Previous to the organization of this national body—it is agreed that at least 55 per cent. of the stock must be held

by Italian citizens—Italy depended upon England, France and Germany for her international radio service. In view of its large colonial possessions situated at great distances from Rome, the need for a high-powered radio communication service is as great as in any country, except perhaps Great Britain.

### Radio Telephone in Brazil

THERE are about 8,800 radio telephone receiving sets operating in the Federal District of Rio de Janeiro, Brazil.

Broadcasting of music and entertain-



Staff Commander, H. C. Fish, of the S.S. "Leviathan," at the radio compass through which the location of the ship may be ascertained even when the fog is so dense that the sun cannot be seen.

ment is taking place regularly from the Government station at Praia Vermelha and the Radio Sociedade do Rio de Janeiro. A line is being put up to connect the former station with the Instituto de Musica to permit the broadcasting of concerts.

Few licenses have been issued outside the Federal District. The first radio receiving set to be installed in the interior of Brazil was set up recently by employes of the Araraquara railway. It is located at Araraquara, in the state of São Paulo, but picks up broadcasting from Rio de Janeiro and Buenos Aires.

### Radio Progress in Japan

THANKS to the national calamity of September the obstacles to the extension of wireless telephony in Japan have been removed. The promise of the late Premier, Admiral Kato, is being carried out. Radio broadcasting will no longer be a vain expectation among lovers of this latest scientific triumph for the commercial possibilities are at last beginning to be appreciated.

Late in July the late Admiral Kato, then Premier, keenly alive to the possible greatness and variety of radio's services, gave his promise to aid private capitalists to introduce radio broadcasting in spite of the fact that in so doing he had to alter the traditional policy of the Japanese Government in regard to everything of the kind. But some of his colleagues in the Cabinet were not of the same opinion. Private interception of military or diplomatic radio messages was feared. Perfect protection of such official words over the air was sought. Before the earthquake of September it was deemed impossible for the Government to carry out the late Premier's promise.

The services of the radio, installed as experiments, were, however, very great during the dark days of the quake. Wireless telegraphy did its brave and meritorious service to give news of suffering Tokio and Yokohama to the outside world.

The relative advantages of wireless telegraphy and telephony over the old systems of telegraphy and telephony, too, have been fully demonstrated since the dark days of the quake. Immense labor and capital have been spent to restore the damaged telegraph and the telephone systems, but only partial restoration has been accomplished so far. The best part of Tokio and Yokohama will have to do without their telephone facilities at least for a couple of years to come. To the popular mind as well as experts this is a clear demonstration of the disadvantages of the old systems in comparison with the wireless systems of telegraphy and telephony.

The Department of Communications is perfecting the radio broadcast-

ing regulations planned for some time past. The chief of the telephone service in the Department of Communications says that the radio broadcasting regulations have been nearly perfected, but that it will be some time before they are fully matured and put in effect. "If," says the official, "all go off smoothly, they will be promulgated within the present year."

Japan's radio age begins actually, if his statement is correct, in a couple of months and radio lovers and students who have been content with their tiny model installations and experimental operations under strict official supervision will enjoy radio's facilities in its fullness. "Unless full interference preventive measures are adopted before permission of broadcasting is granted, trouble will develop at once to mar all enjoyment or pleasure of radio," says one official. "In my opinion that can only be avoided by placing certain limitations on the hours of broadcasting, specifying technical methods of operation and regulating the character of apparatus to be installed. The new regulations are framed so as to cover all these limitations which are absolutely necessary for the success of radio broadcasting."

As far as radio circles in Tokio, which are eagerly looking forward to the day of free broadcasting in spite of their recent grave calamity, are informed, the Japanese Government will permit broadcasting at first in Tokio and Osaka only. If possible, some adjacent towns may be included in the chartered zones. The hours of day and night will be divided into several sections, each of which will be assigned to the different lines of business such as the stock market, the grain trade, the silk trade or the cotton yarn trade. Some special hours will also be assigned to the Government services and the press.



Wallace Morley directing a mob scene in a big production a quarter of a mile away by radio

### Uruguay Takes Up Radio

KEEN interest in radio is developing in Uruguay. There are only five houses dealing in radio apparatus in Montevideo, two of whom have only just begun to handle radio goods to any extent. One of these concerns intends to erect a small broadcasting station, since the only station now broadcasting in Montevideo gives concerts very irregularly, making it necessary for the Uruguayan radio fan to depend very largely upon Buenos Aires.

### Train Control by Radio

AUTOMATIC train control by radio will be installed on at least one division of forty-nine first-class roads of the country by 1925, it was announced at the opening session of the fourteenth annual convention of the Association of Railway Electrical Engineers.

Radio holds possibilities of intercommunication between moving trains and fixed points for personal wire or phone service and holds more promise of real value in the future than broadcast reception, it was stated.

### A German View on Broadcasting

BY DR. ENG. CARL SCHAPIRA

AFTER Marconi, twenty-five years ago, made the first successful experiments on the basis of the experiments by Heinrich Hertz, radio science soon developed into an everyday necessity in the various countries. This development, however, was not accomplished in the same direction by the different countries. In Germany the World War was responsible for directing radio activities into the field of replacing lost cable and telegraph communication facilities by radio telegraphy. America, to the contrary, was in such financial condition as to always satisfy the continuous demands of their people for sport and pastime. The general prosperity in that country very favorably influenced the development of radio art. People living in the interior of the country and far away from the centers of culture and intellectual education naturally were eager to pick up any new means to get in contact with sources of this kind. It was therefore not surprising that within a very short time an enormous amount of broadcast receiving apparatus could be disposed of to the public.

Compared with this what is the situation in Germany?

In the first place, after the war this country was obliged to use radio as a public service on a much greater scale than in any other country of the world.



Radio equipped car used by the Berlin Police Department

It is a well known fact that with the exception of the English cables, we only had at our disposal for direct overseas communication the stations at Nauen and Eilvese, thereby placing the radio overseas route in Germany in a more important position than in any other country in the world. This in turn again made it a foremost duty of the Government to protect the users of this means of communication, more so than in any other country, against misuse by outsiders in copying messages not intended for them. Besides the overseas communication, also the Inter-European traffic routes were extended or replaced by radio communication. The Government-owned station at Koenigswusterhausen, assisted by Nauen and Eilvese, is now taking care of a considerable amount of traffic exchanged with Russia, Spain, Roumania, Italy, England, Esthonia, Bulgaria, Hungary and Jugoslavia. It is to be understood that these routes are equally entitled to the protection as described above. At the expiration of the war, these communication facilities enabled us to immediately reopen exchange of traffic with other European countries, at the same time creating a source of revenue for the Government.

A unique feature of the radio art in Germany is the "Blitzfunk" service. At record speed messages are transmitted by means of the electric waves which would be impossible on our overcrowded wire system, the exten-

sion of which would be out of question on account of the present financial situation in Germany. This service not only accommodates commercial and industrial firms in the transmission of their most important and urgent messages, but at the same time, means a new and considerable revenue for the Government.

Another feature which, however, may not be as well known as the one above, is the multiple telegraphy and telephony by means of radio over one single wire. More than fifty telegraph and telephone lines are being operated without going to the expense of erecting new wire lines. Without interfering with the messages or telephone conversations carried over the lines by continuous current, further messages and conversations are being transmitted, often two and three at a time, along these lines by means of radio.

As was the case in all other uses of radio the use of broadcasting in the first place had to serve as a public utility and as a means in furthering the interests of the Government. Sport and pastime are signs of prosperity. Aside from the American inclination for sports and pastime, we did not have the necessary funds and, last but not least, the Government had to be careful in taking advantage of every means of revenue.

For development of commerce and increase of profits the original broadcast service, called Commercial Broadcast Service was inaugurated.

Instead of producing musical entertainments and recitals, the most important commercial news was broadcast immediately upon receipt. This news, however, had to be procured by an organization, which incurred considerable expense. This organization, the "Eildienst G.m.b.H." has numerous representatives in foreign countries. Such a system naturally requires payment of certain tolls and must be protected against misuse by outsiders.


Even an amateur knows that radiotelegraphy does not allow an unlimited use of the air, since each message is transmitted on a certain wavelength. In America only the larger stations reserve a certain number of wavelengths. In Germany, however, a great number of stations are always in operation and the scale of wavelengths extends way down to the small wavelengths used by army, police, aviation and navy stations.

At last, and to the satisfaction of all concerned, it became possible to inaugurate a public broadcasting service to which anybody can subscribe upon payment of a yearly fee of 25 marks. Unfortunately, this service met with objections in the beginning and was misused by certain people to the dis-

advantage of the public interests.

It was claimed that America does not have any Government control, that no tolls are collected by that Government and that anybody can sell apparatus without considering the production of musical entertainments, nor who pays for same. I am convinced that the reader will agree with me in my opinion of supporting the Government authorities against the theft of broadcast matter and by providing the necessary funds for entertainments, concerts, etc.

How can a broadcasting station produce a satisfactory program without being provided with the necessary



Donald MacMillan operating his set aboard the "Bowdoin"

funds? To have one of the large firms—as in America—provide for the concerts free of charge and have the other firms—as in America—be the dodgers is impossible in this country. The apparatus sold in this country is too small for such an enterprise and besides the number of broadcasting stations necessary for more than twelve centers of cultural districts would undoubtedly leave no room for any profit. One only needs to consider the broadcasting situation in England. In that country it was assumed that the same system as in America could be established. Now they are trying, by all means, to obtain more paying members of the broadcasting service.

### Medal of Honor to DeForest

THE many honors that have been visited upon Dr. Lee DeForest were signally added to when he was presented with the 1922 Medal of Honor awarded by the Institute of Radio Engineers.

The presentation speech was made by Gen. George O. Squier. The ceremony took place at the Engineering Societies of New York.

Dr. DeForest called his invention

the audion after the Latin word "audio," to hear, and the Greek word "ion," meaning wanderer, thus suggesting tiny carriers of the electrical current passing at an enormous speed through the electrodes of the lamp.

The vacuum tube has been deemed by many scientific historians to be the greatest contribution to a great scientific era. It has revolutionized communication; it made possible long distance telephony and is the basis on which the entire art of radio broadcast and reception rests.

### A Forecast of Radio for 1924

By DAVID SARNOFF

Vice-President and General Manager of the Radio Corporation of America

RADIO as a "plaything" has given way to radio as a household necessity. The radio public today must be served, not merely amused. With this great increased purpose for radio there naturally comes a corresponding decrease in toleration for some of its temporary shortcomings.

Nineteen-twenty-four, will demand of radio a marble and terra cotta finish for the structure already well founded.

Distribution, on the average, will seek a higher plane and a more stabilized form of operation. The radio dealer will show a greater effort on the whole to build for the future. The industry will grow rapidly during the next few years and the wise dealer will appreciate that in time it will reach a point where new business will flow in a steady stream, to those who measure up by salesmanship and service. The good will and prestige built now will make for permanent customers and a well balanced trade.

Broadcast receivers, will provide greater efficiency, better quality of reproduction, more selectivity, purer amplification and greater sensitiveness. The better grade receivers will eliminate the need for an outdoor antenna and even hide away the loop. Radio sets will be housed by cabinets that are beautiful as pieces of home furniture as well as being completely self-contained receivers.

Broadcast transmission, improving markedly with each passing month will make even greater advances during 1924. This year will undoubtedly take a forward step in the direction of minimizing the interference from the multiplicity of broadcasting stations, spark interference and other sources.

This is a comprehensive schedule of development for radio in 1924. It is being brought about by joint action of the public which expects present deficiencies to be eliminated or improved upon by leading manufacturers whose research, engineering and manufacturing facilities will keep pace with the requirements of this rapidly advancing art and make such improvement possible.

**Bergen Station Progressing**

**A**PPARATUS for the radio station which is to be built at Bergen, Norway, has been received in that country, according to advices to Washington from Consul George N. Ifft, and preliminary tests have assured the Government of its efficiency. Because of the failure of an appropriation for duplex apparatus which would enable the transmission of messages both ways simultaneously, and the failure of the plan to establish a telephone line between Bergen and the Rundemanden Radio Station, the chief use of the new station will be for the transmission of wireless communications to ships at sea.

**Radio Concession in Russia**

**T**HE People's Commissioners in Moscow are reported to have granted a radio concession to a French company for the first time. While full particulars are lacking, the concession is for the exploitation of a radio telegraph transmitting and receiving station. According to the agreement, the French company is to build the station for the "Radio Trust" of Moscow, and will assist in running it.

**Effects of the Aurora Borealis on Radio and Wire Communication**

By G. ARNOLD EDWARD,  
Radio Inspector, Canada.

**R**EFERRING to the editorial in the August issue of THE WIRELESS AGE, wherein it was stated that no definite information has ever been available as to whether the Aurora had any effect on radio communication, I would like to mention that during the last season of the Aurora I made a great number of observations in this respect, and found that when it



Paul Sellenburger of the Naval Observatory, operator who sends out the time signals twice a day from Arlington. The Naval Observatory is frequently in touch with France and Germany

attained any appreciable intensity, whether visible or not, its presence could be detected by very rapid fading as the Aurora waves came over. If the Aurora persisted continuously all evening the effect was as though a blanket of silence had been placed over radio communication.

The effect is more noticeable on long distance continuous wave communication. This, of course, includes phone, as we are 800 miles from WGY, which at the time the observations were made, was our loudest station. To a great extent the signals of the commercial stations, working on 600 meters, were considerably weakened.

I might mention in passing that a part of my regular duties is to make Aurora observations on submarine cables and landlines, noting current and visibility intensities, these observations being eventually used in connection with those of Dr. MacMillan's for research work.

One evening I remember in particu-

lar, the Auroral currents reached a pressure of over 300 volts on a 180-mile cable and during this period not a single carrier wave from any radiophone station could be heard, nor could the harmonics from Glace Bay (30KW. CW.) 24 miles away be noticed.

**New Broadcasting Station at Johannesburg**

**C**OMPLETION of a large broadcasting station at Johannesburg, South Africa, will be accomplished soon after January 1, 1924. An increasing demand for radio sets is expected to follow.

**French Time Re-broadcast in England**

**S**TATION ZZY, Manchester, England, one of the chain of stations maintained by the English Broadcasting Co., now is re-broadcasting time signals from the Eiffel Tower, Paris. A special receiving antenna was installed at ZZY for the purpose, and a receiver with a powerful amplifier and a loud speaker is used to broadcast the signals. At 11:45 p. m., Greenwich Mean Time, the loud speaker is placed before the microphone of the transmitter, and the time signals from FL thereby re-broadcast on 385 meters. It is calculated that not over 1/500th part of a second is lost in re-transmission.

**Radio Sets in Denmark**

**D**ENMARK now has officially licensed 3,109 private radio receiving sets. School pupils rank first with 473; commerce, shipping, and industry second with 448; office and store employees have 354; artisans, 341; electrical contractors, 334; and laborers, 324.



Some members of Paul Whiteman's Band and the input apparatus used to broadcast his music from the "Leviathan" at her dock

# Junk This Radio Jargon

## Let's Talk for the B.C.L. to Comprehend

By George H. Clark

**T**HERE is nothing more needed in radio today than a large dose of common sense. With the advent of the radio listeners, knowing little of the theory of their new play toy, and therefore credulous in the extreme, has come about an era of more or less deliberate hokum in radio which is doing the art a lot of harm.

The press of today is filled with a



An era of hokum in radio has come about

weird jargon as incorrect as it is weird, that would lead the newcomer to believe that variometers and duolateral coils and honeycombs and spiderwebs are all as different as Ford tractors and Peach Melbas. Radio enthusiasts are led to speak of condensers as 47-plate and 23-plate devices, which is as correct as describing a coin by saying it contains silver, and which is reminiscent of the real old days, when nothing was known about electricity, and when a condenser was described as a "quart jar." Today such loose and in cases incorrect terminology is absolutely indefensible.

Coils should be described in terms of their inductance in millihenries. Condensers should likewise be referred to in terms of their maximum capacity. Further reference to the two devices as variometers, or variable condensers, is permissible. All this has been standard in the radio art for many years. The newcoming jargon is intended definitely to confuse and fool the vast army of radio beginners. There is no defense for this.

Radio in general is simple. The laws that govern its circuits are all well known and there are not many of them. Dr. Austin, the tireless physicist of the Navy Department, has done much to make the fundamentals of radio intelligible to anyone who can read ordinary English, and Professor Pickard, pioneer radio inventor, has done much with his tables which make radio calculation easy. But against these few is the vast army of modern publications which would make it appear that a variocoupler was a piece of apparatus having no feature in common

with any other form of inductance. Perhaps the publications have not deliberately aimed at confusing the public, but long contact with the puzzled experimenters who cannot connect up a circuit containing honeycomb coils because their only available diagram shows cylindrical ones has made me clearly see that there must be some conspiracy against the beginner, for no one is trying to lead him out of the obscurity where he is mired.

The magazines are full of freak data concerning antennas. We read of bed-spring antennas; of umbrellas as antennas; of winding a few turns of wire around one's waist and going out as one's own tower and aerial. All these freak antennas convey to the beginner the idea that each has peculiar and special merits, whereas the actual facts are, that each may best be described as having its particular defects.

The actual facts are that it is almost impossible not to receive radio signals, if we connect our receiver to any metal object whatever, as long as it is ungrounded. Radio waves are constantly striking our electric light lines, our telephones, the steel structures of our buildings, the Brooklyn Bridge, the "L" structure, the third rail (although no one yet has suggested plugging in on it), every fence wire and metal clothesline in the country; every tree! Some of these are good antennas, some are bad. But the general law that Dr. Austin has pointed out is that the antenna must be well insulated, that it functions better the higher it is, and that for a given wave length it has a certain best length.

What is an antenna? Any insulated conductor which is above ground and which you connect to a receiver. Of course a bed-spring is an antenna, and you would get as good results if you ran the lead from your set under the bed and did not connect it at all. Of course the electric light wires are antennas, to some extent. But if a bed-spring antenna will give you signals, a wire running from your attic window to some tree a hundred feet away will give you very much better signals! There is no doubt about this. It is clear and well-known.

Of course two nails driven in a tree will pick up signals, but if you forget the partial conductivity of the tree and insulate your lead wire at the nail, using the tree as a tower and the wire

as an antenna, your signals will be many times louder. So I leave this message. Any wire or metal object that is insulated will receive radio messages. The best antenna is a single wire, run as high as you can run it, and with a length approximating a hundred and fifty feet overall. Mystery here is replaced by common sense.

When we come to circuits, here is confusion! Many years ago, when only the crystal detector and the electrolytic were known, and when Armstrong was playing ball in the back lot, a book was gotten up entitled, "One hundred circuits." Out of this number, twenty-seven were actually inoperative, for simple reasons such as the telephone short circuited and things like that. The others had all available permutations and combinations written into them, in one case the stopping condenser being on the right of the detector and in the next on the left. There were in all only eight circuits that were at all different. Today, the vast number of circuits that clutter our radio press are merely repeating with Armstrong's aid the mazes of the past.

Professor Pickard has been in radio since radio began. He knows several things that lots of others do not know. One thing he possesses is common sense. He was considering the Armstrong super-regenerative circuit one day, and he noted that coupling between primary and secondary could be



What is an antenna, anyway?

obtained magnetically, capacitatively, by direct coupling, and so on. Likewise the feedback principle could be attained by the ordinary feedback coil, by plate variometers, by the Western Electric two-condenser method, and so on. Lastly, the grid could be biased in different ways. Combining these various degrees of freedom by the ordinary arithmetical laws of combinations, he obtained almost a hundred ways of setting up the Armstrong circuit. More than that, he actually set them up, and found that all were equal.

(Continued on page 72)



# How to Design Inductance Coils

## Constructional Data for Winding Inductance Coils of Known Value

By Samuel C. Miller

**A** PROBLEM that one is very often confronted with in the construction of a radio set is the design of a coil having definite characteristics. For example, in the case of the tuned grid circuit of a tuned transformer-coupled radio frequency amplifier, a wavelength range of 100 to 500 meters is desired. When using the standard coils purchased on the market, the lowest wavelength that can be obtained is about 200 meters. As there are a number of amateurs who wish to receive on a wavelength as low as 100 meters, a special coil must be designed which will allow the tuning in at the low wavelength desired.

There are two methods of attacking the problem to obtain the required coil. One method is by winding and rewinding one coil after another until the correct number of turns is found which will give the necessary inductance. The other method is to first calculate for the unknown factors and then to build the coil from the results obtained. It is not necessary to say that the second method is the more feasible one, not only because of the time, material and labor saved, but also in the fact that the problem has been solved along engineering lines.

Where it is desired to find a coil which will give a wavelength range of 100 to 500 meters, there is found that a certain amount of material is on hand. This includes a .001 microfarad variable condenser which has a minimum capacity of 35 micro-microfarads and a maximum capacity of 1,000 micro-microfarads (.001 microfarad); a length of two-inch tubing and some No. 22 double silk covered wire. Before the dimensions and number of turns of the coil can be found it is necessary to first find the inductance required which, when used in conjunction with the variable condenser will take in the range of 100 to 500 meters in wavelength.

The simplest formula for wavelength using common units is  $\lambda = 59.6 \sqrt{LC}$  where  $\lambda$  = wavelength in meters,  $L$  = inductance in millihenries and  $C$  = capacity in micro-microfarads. As both the minimum wavelength and capacity are known, the first step is to solve for the inductance, using as the factors  $\lambda$  and  $C$  the lowest wavelength and the capacity at zero setting of the condenser. To solve for  $L$ , the above formula is converted into  $L =$




Figure 1

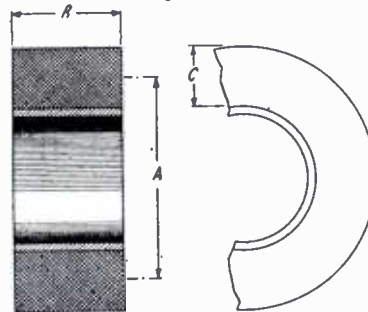


Figure 2

Single and multi-layer coil design

$$\frac{\lambda^2}{59.6^2 \times C} \text{ and with } \lambda = 100 \text{ meters}$$

$$\text{and } C = 35 \text{ micro-microfarads } L = \frac{100^2}{59.6^2 \times 35} = .08 \text{ millihenry. With}$$

an inductance of .08 millihenry required to give a wavelength of 100 meters at zero setting of the condenser, then this value of inductance must also be high enough to give a wavelength of 500 meters at the maximum setting of the condenser. Solving for wavelength  $\lambda = 59.6 \sqrt{LC}$  with  $L = .08$  millihenry and  $C = 1,000$  micro-microfarads, then  $\lambda = 59.6 \sqrt{.08 \times 1,000} = 523$  meters. This is a little higher than that desired, but is satisfactory for practical needs. A coil must therefore be designed which will have an inductance of .08 millihenry.

The inductance of a coil depends upon a number of factors and for accurate solution it used to be quite a tedious affair to calculate such a problem until Professor Hazeltine presented his empirical formula. This formula is both accurate and simple to handle as it uses common units for its factors. Professor Hazeltine's

formula for inductance is  $L = \frac{.0002 A^2 N^2}{3A + 9B + 10C}$  where  $L$  = inductance in millihenries;  $N$  = number of turns;  $A$  = mean diameter in inches (see figures 1 and 2);  $B$  = axial width of winding in inches and  $C$  = radial depth of winding in inches. In a single layer coil as in figure 1  $C$  is so small a factor that it can be entirely neglected; whereas in a multi layer coil as in figure 2  $C$  becomes an important factor and must be taken in consideration for accurate results.

Continuing with the example, the material on hand is a length of two-inch tubing and some No. 22 double silk covered wire. Referring to the

$$\text{formula } L = \frac{.0002 N^2 A^2}{3A + 9B} \text{ (C is neglected as this is going to be a single layer coil) there are three factors known: } L = .08 \text{ millihenry, } A = 2 \text{ inches and the size of wire which is No. 22 double silk covered. This leaves the factors N and B unknown and to be found.}$$

The best method of attack with these two factors unknown, is to pick at random a value of  $N$  which also gives  $B$  as the size of the wire to be used. This will give all factors needed to solve the problem and by using the formula, a value of  $L$  is obtained which may be lower or higher than the desired inductance. After two or three tries the correct number of turns can be obtained, which will give the desired inductance.

In the example, 32 turns is taken at random for  $N$ . In order to get  $B$  or axial width of winding, it is necessary to refer to Table II. Alongside of No. 22 B. & S. gauge wire and below double silk, it is found that 32 turns per inch is obtained when using this kind

of wire. Solving  $L = \frac{.0002 A^2 N^2}{3A + 9B}$  with  $A = 2$  inches,  $B = 1$  inch and  $N = 32$  turns then

$$L = \frac{.0002 \times 2^2 \times 32^2}{(3 \times 2) + (9 \times 1)} = \frac{.818}{15} =$$

.055 millihenry. As the desired inductance is .08 millihenry, the value of  $N = 32$  turns taken at random is too small and must be increased. This time with  $N = 44$  turns and  $B = 1\frac{3}{8}$  or 1.375 inches.

$$L = \frac{.0002 \times 2^2 \times 44^2}{(3 \times 2) + (9 \times 1.375)} = \frac{1.54}{18.3}$$

TABLE I

Turns per 1"																Diam. of Core				
	20	24	28	32	36	40	45	50	55	60	65	70	75	80	90		100	110	120	130
5	6	7	8	9	10	11	12	14	15	16	18	19	20	22	25	27	30	32	38	1 "
7	8	9	10	12	13	15	17	18	20	22	23	25	27	30	33	37	40	43	50	1 1/2 "
8	9	11	12	14	16	18	20	22	24	26	28	30	32	36	40	44	48	52	64	1 1/2 "
9	11	13	15	17	18	21	23	25	27	29	31	33	36	41	46	50	55	60	69	1 1/2 "
11	13	15	17	19	21	23	26	29	31	34	37	39	42	47	52	59	63	68	79	2 "
13	16	19	21	24	27	30	33	37	40	43	47	50	53	60	67	73	80	87	100	2 1/2 "
16	19	22	25	28	31	35	39	43	47	51	55	59	63	71	79	86	94	102	3 "	3 "
19	22	26	29	33	37	41	46	50	55	59	64	69	73	82	92	101	110			3 1/2 "
21	25	29	33	38	42	47	52	57	63	68	73	79	84	94	105	115				4 "
27	32	37	43	48	53	60	66	73	80	87	93	100	107	120						5 "
31	38	44	50	56	63	71	79	86	94	102	110	118	126							6 "
37	44	51	59	66	73	83	92	101	110	119	128	138								7 "
43	51	60	69	77	86	96	107	118	129	139	150									8 "
47	56	66	75	85	94	103	118	129	141	153										9 "
52	63	73	84	94	105	118	131	143	157											10 "

= .084 millihenry. This value is close enough for practical purposes to the desired value of .080 millihenry.

Having obtained all the factors necessary for making the required coil, the number of feet of wire used can also be found by referring to Table I. Reading across the top "Turns per 1 inch," the number 45 is obtained, which is only one more turn than the actual number required. In the right hand column under "Diameter of Core," 2 inches is found to be the tube diameter to be used. On intersecting 45 turns and 2 inches, 24 feet is directly obtained.

In conclusion, the results of the above example show that an inductance of .08 millihenry combined with a .001 microfarad variable condenser will give a wavelength range of 100 to 500 meters. And that a coil two inches in diameter wound with a single layer of No. 22 double silk covered wire will give the required inductance of .08 millihenry. Also the required length of

TABLE II

Size B. & S. Gauge	Turns per Linear Inch			
	Enameled	Single Cotton	Double Cotton	Double Silk
20	29	25	23	27
21	32	28	26	31
22	36	31	28	34
23	41	34	31	38
24	45	37	33	42
25	51	41	36	47
26	56	45	39	52
27	64	49	42	57
28	71	54	45	63
29	79	58	48	70
30	88	64	56	77
31	100	69	57	85
32	112	75	60	93
33	134	81	64	102
34	140	87	68	112
35	156	94	73	120
36	173	101	78	130
37	201	108	84	141
38	225	115	89	151
39	256	122	95	163
40	288	130	102	178

wire for winding the above coil is 24 feet.

In the same manner in which the above example has been solved, other problems can be dealt with either for single or multi-layer coils when using the formula and tables herewith given.

## KGO on the Pacific Coast

(Continued from page 23)

comprises and includes all the best that has been developed at WGY on the Atlantic coast after months of careful study. Located on a wide expanse of free land in the outskirts of Oakland, directly across the sea-filled crater of San Francisco Bay from the city which is the key to the Orient, it has an ideal location.

The new station is rated as a 1,000-watt unit, with duplicate transmitters, so that one may be utilized as an emergency set in case of need. All of the equipment is "special stuff" in the words of the constructing engineers, who include California staff men as well as supervising engineers from the main plant of the company at Schenectady, N. Y.

The studio building, located on a main artery of traffic which links with the famous Lincoln Highway, the national pathway to San Francisco, is one thousand feet away from the operating room and transmitting point. All construction is steel and concrete. The studio itself is a two-story concrete, gray-appearing artistic little affair, surrounded by lawns which re-

main green the year around and flower borders that blossom twelve months in the year.

In this building is housed the storage battery units, an office and reception room, with a main and auxiliary control room, an artists' waiting room, and other accessory accommodations. The second floor is devoted in the main to the studio itself with its microphonic and amplifier connections to the operating room and the official "listening room" in which necessary outside reception is accomplished.

At the far end of the acreage devoted to this extensive plant—1,000 feet distant, has been erected the giant transmitting masts, the power house and generator equipment, the control and switching panels that handle the powerful transmitting circuits.

The equipment here is General Electric throughout. Huge plotron tubes—oscillators, modulators and amplifiers, 2,000-volt generators for the amplifier circuits, the distribution panels, the huge rectifiers—all are based on concrete and designed with a view of permanent operation. Two



**C**LANG! The iron-barred door was closed; the long steel bar was shot home; the key was turned in the lock; the swiftly retreating footsteps of the Guard gave notice that he was on his way to report to the Warden that Number 186 was safely locked in his cell for the night. The Warden believed the report of the Guard but the Guard was mistaken! Number 186 was not in his cell! He was a thousand miles from the New Hampshire State Prison! He was in Chicago listening to the orchestra of the Drake Hotel! A few minutes later he was in Davenport, Iowa, "Where the West Begins!" Another moment and he was in a foreign country, Cuba! Then he made a swift trip to Pittsburgh where he heard Lloyd George! He dropped in at the White House and heard a few words by President Coolidge! He went to Schenectady and enjoyed the drama, "Shavings!" He enjoyed the music furnished by the band of the Canadian Royal Highlanders at Montreal!

In the morning, the Night Watchman, at the end of his tedious round, reported to the Warden that Number 186 had remained safely locked in his cell for the entire night!

In the March number of THE WIRELESS AGE Number 186, a "lifer," will tell you what radio has done and can do for the unfortunates in our prisons.

Jack Barnsley has become a familiar name in the Radio World, and a romantic interest attaches to the story of the young amateur wireless operator whose receiving set brought to his ears the call of MacMillan's Arctic Party, far north of Labrador, who were trying to reach with their own radio waves some waiting and listening station back in the temperate clime. In the March number of THE WIRELESS AGE Jack Barnsley tells how he caught that radio wave, and how by devoted attention to his little station he continued to serve as the link connecting the MacMillan party with their home-land. This story, ingeniously and modestly told by its principal character especially for THE WIRELESS AGE will transport the reader into this British Columbian Station to listen keenly through the long midnight watches with its young owner for those thrilling messages from the land of ice and long darkness.

complete equipments have been installed in this building, one at each end of the operating room. In addition there is the usual 600-meter C.W. outfit for ship communication in answering distress and other signals.

The technical equipment includes a dummy antenna for testing, and a multiple tuned antenna, the latter being tuned both inside and outside the operating room to obtain maximum efficiency. Two operators will be constantly on duty at the operating room and two at the control room in the studio building, with other assistants whose duties will include the social phases of the entertainment work.

# The Wireless Age Reflex

Loudspeaker Volume With One Tube

By John R. Meagher

Author of "How to Make a One-Tube Reflex Set That's a Knock-Out"

**NOTE**—Certain patent owners permit amateurs to make up their own radio devices for their own use and not for sale. Relying on this policy this article gives suggestions to aid amateurs in their experimentation, but no license under patents is to be inferred from the publication of these suggestions. The license rights exist only through the generosity of the patent owners and if any owner should object, the amateur should refrain from using the particular invention involved.


**R**EFLEXING, it is interesting to note, although nearly as old as the vacuum tube itself, has only recently been applied with any degree of success to receivers of amateur construction. For the dual use of tubes never proved popular with the old-time amateur as there was no method of obtaining good radio frequency amplification at 200 meters; and commercial

in amateur made reflexes dropped and on the whole they were thereafter viewed as a sort of "interesting, if true—but not for me" subject.

\* \* \* \* \*

About a year ago we did a great deal of experimental work on tuned radio frequency amplification and reflexing. And when we say a "great

whose natural frequency is lower than the lower end of the range?" And who started the bunk about a step-up ratio and its benefits, and then so conveniently neglected to mention the extremely low voltage drop across the alleged "aperiodic" primary? And who started that stuff about the secondary tuning the primary? If that person will step up we sure would



Front and back views of The Wireless Age Reflex Receiver

engineers were not interested in it as to them the slight additional cost of a straight cascade amplifier was of no importance. Therefore both interest and experimentation lagged.

But a year or so ago when "broadcasting" fans first heard about reflexing and the claims that with it, it was possible to secure the result of two tubes with only one; four tubes with two and six tubes with only three, they fell over themselves in a mad rush to make reflexes.

Now at that time there were, unfortunately, only untuned transformers available for inter-tube coupling at radio frequencies and these while suitable for use with vacuum tubes, proved not quite so good in single tube reflexes where a crystal "detector" was shunted across the secondary. For that reason and through careless design of multi-tube reflexes, the majority of reflex receivers failed to "reflect" properly. Therefore after this sudden boom and rather disheartening crash, the market

deal" we mean just that: Three solid months of work from about four o'clock in the afternoon to four o'clock in the morning gave us a pretty good idea of the relative merits of all types of radio frequency amplifiers and the limitations of reflexing.

One of the receivers we worked out was a two-stage radio frequency amplifier, without potentiometer or balancing controls, that did not oscillate! But that was not so great an accomplishment as the plate inductance had only 8 turns and any—get that—ANY—radio frequency amplifier for broadcasting wavelengths with so few turns in the plate circuit cannot possibly amplify as much as one in which the plate circuit is either tuned or else has an inductance whose impedance is greatest in the center of the wavelength band and the design of which is such as to make it broad or aperiodic over that range. (To digress a moment: Who started the generally accepted definition of aperiodic as a "winding

like to hold a few moments conversation with him).

In experimenting we found that substituting a tuned transformer for the untuned one in a single-tube reflex made a vast difference—indeed an amount that can hardly be appreciated.

Further, we found, by keeping the inductance coupling between plate and grid circuits as low as possible that a real plate inductance could be used. At first, in carefully shielded sets, we used as many as 60 turns on the primary of the plate-detector transformer and with a UV-201-A tube, found no difficulty in keeping the tube from oscillating.

However, in receivers of less elaborate design it was found well to reduce the number of turns on the plate coil in order to minimize the possibility of self-oscillation. (The receiver to be described has only 20 turns.)

\* \* \*

It is then these experiments that

for the background for "The Wireless Age Reflex," a simple, easy-to-make, inexpensive one-tube set that will generally operate a loud speaker 30 miles from a good station. It is a set with which a transmitter almost 900 miles distant has actually been heard on a loud speaker with a similar set, a station in California has been received in New Jersey!

**THE CIRCUIT**

Figure 1 is a pictorial representation of the exact circuit. The antenna inductance is untuned and consists of a coil placed in close inductive relation to the grid inductance—which is a vari-

plified at audio frequency by the "step-up" application of the audio-frequency transformer and by the amplifying action of the tube—finally being made audible in the headset or "speaker" connected in the plate circuit.

The effect of tuning the secondaries to the frequency of the energy present in the primaries is to increase the resistance of the primary circuits to some extent. This increased resistance tends to prevent self oscillation of the tube. This is the method used in Austin's "sensitizing circuit" described in E. E. Bucher's "Practical Wireless Telegraphy" and reappearing in identical form in the "four circuit tuner." Un-

is No. 30 double cotton covered and the ends are secured in small "anchor holes" drilled in the stator form. The direction of winding is the same as the stator coil and the connections to the coil should be similar to those shown in the diagram.

The front and terminal panel should be drilled in accordance with the panel layouts; making changes, however, for other apparatus.

We would suggest that the panels be grained on both sides as a dull black satin is neater in appearance than a shiny black which shows up every finger mark.

Mount the variometer transformers

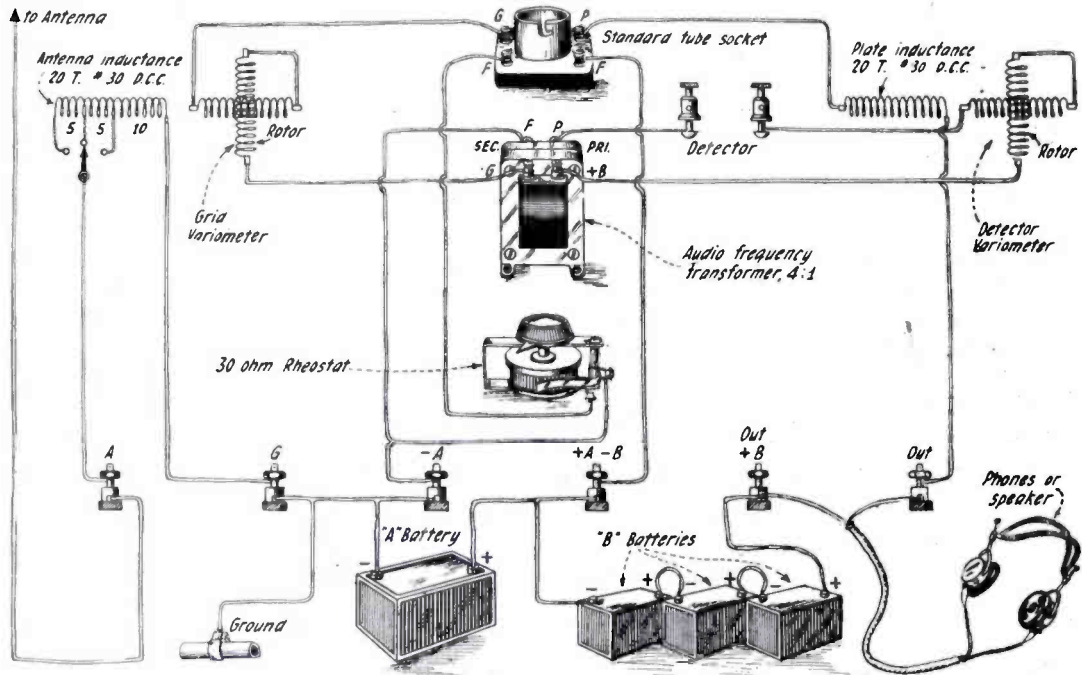


Figure 1—Pictorial circuit diagram of The Wireless Age Reflex Receiver

ometer. The plate winding is a coil placed in close inductive relation to the crystal tuning element, also a variometer.

Thus it will be seen that two radio frequency transformers are used, each being composed of a variometer as the secondary and a small coil wound on or near the variometer as a primary! That is, the transformers, instead of being tuned with condensers across the secondaries are variometer tuned.

The action of the reflex circuit is generally well known, but briefly described the incoming radio frequency impulses are transferred to the grid circuit from the antenna; they are amplified by the tube at the original radio frequency, then transferred to the crystal rectifying circuit, where, after being rectified, they are retransferred to the grid circuit of the tube and am-

plified at audio frequency by the "step-up" application of the audio-frequency transformer and by the amplifying action of the tube—finally being made audible in the headset or "speaker" connected in the plate circuit. However, we hope to develop something good along this line in the not too distant future.

**CONSTRUCTION**

First arrange the coils on the variometers; on these pictured a strip of paper was wound over one side of the stator winding and the primary coil wound on top of the paper. The antenna coil has 20 turns tapped at 10, 15 and 20 for long, medium and short aeriels, respectively. The plate coil has 20 turns and is not tapped. The wire

and the tube socket on the front panel and the rheostat and binding post on the terminal strip. Arrange both on two Quinby "radio" aluminum frames as shown in the illustrations.

Then wire the parts according to the diagram, using No. 18 wire run in cambric tubing.

**ANOTHER ARRANGEMENT**

If the antenna is short and has a low value of capacity to ground, the antenna inductance may be eliminated and a fixed condenser of .00025 mfd. capacity connected between the antenna post and the grid of the vacuum tube. Results are usually better with this arrangement.

Mr. R. W. Weeks, radio editor of the *Arizona Gazette*, a paper in which we ran a description of a somewhat similar receiver, writes that by con-

necting one side of the detector circuit to ground he obtained a considerable increase in signal strength. He notes, however, that on a few of the receivers this connection increased the tendency toward self oscillation. This checks up with our own experiments and we believe it is usually best to neglect this connection. However, it is such a simple matter to connect a wire from the ground to either terminal of the detector variometer that everyone should try it.

THE CRYSTAL RECTIFIER

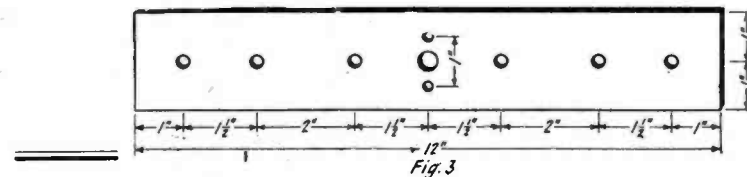
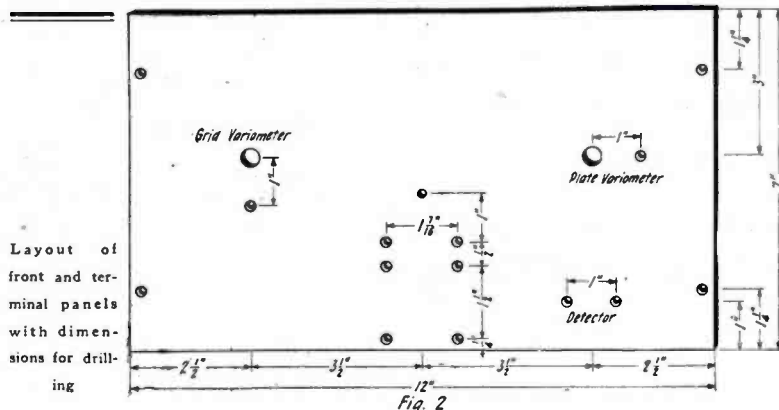
It is quite necessary that the crystal stand and mineral be of such design that there is no need for tedious search of a "sensitive" spot, and that once made, an adjustment will stay put for some time. In this connection the synthetic crystals are most satisfactory; being "sensitive" all over and capable of handling a good deal of current—an important point in a reflex receiver.

Personally we always got along well with good Galena and a sharp contact; a fist full of the mineral cost us only 15 cents in the old days and we found numerous good pieces in it. We usually mounted the stand firmly on a solid wall and ran two short separated leads to the receiver. Once set, jars to the table or instrument did not affect the mineral adjustment. Such an idea could well be used with "THE WIRELESS AGE Reflex" and in conjunction with a good synthetic crystal it is doubtful if anyone would have trouble with this part.

OPERATION

With the receiver finished, connect the "A" battery to its terminals on the binding post strip and place a UV-201-A or other vacuum tube in the socket. Turn the rheostat around until the tube filament glows or lights at its usual brilliancy.

Connect the "B" battery, the phones, the antenna, the ground and last, but by no means least, the crystal "detec-



tor" to their respective binding posts. Do not forget to connect the ground to the negative filament.

Be reasonably sure that some local station is on the air at the trial and no trouble will be had in turning the two dials to the best points and adjusting the crystal contact for best results.

After a few stations have been tuned in the dials should be adjusted; for instance, if a short wave station is heard with the left hand dial at 20° and the right hand dial at 160°, the latter should be loosened and turned on its shaft until the indicator is in line with the 20° mark.

The dial readings may be recorded so other members of the family will have no bother in hunting for local or DX stations.

\* \* \* \* \*  
Next month we will give instructions on how to build this receiver over into a three-tube set; having one stage of tuned radio frequency amplification, a

vacuum tube detector; one stage of reflex audio frequency amplification and one stage of straight audio frequency amplification—a really excellent long distance receiver.

MATERIAL


Although the trade names of the parts used in this set are quoted here, one should feel perfectly free to select other makes; especially if it is definitely known that such makes are of good quality.

Two variometers; those shown (Shamrock) are mechanically a trifle weak and the wavelength variation is not as great as can be secured with variometers of the "cup and ball" type in which the windings are close together.

Two 180° dials to fit the shafts of the variometers. (Sleeper.)

One audio frequency amplifying transformer. (General Radio.) This should be of low ratio for no other reason than the reproduction is better. The new Radio Corporation UV-712 (low ratio) will prove satisfactory.

(Continued on page 72)



Top and bottom views of the assembled reflex receiver



# Workshop & Laboratory



## A Regenerative Receiver

Made With the Parts Used in "A Crystal Receiver" Described in "The Wireless Age" for January

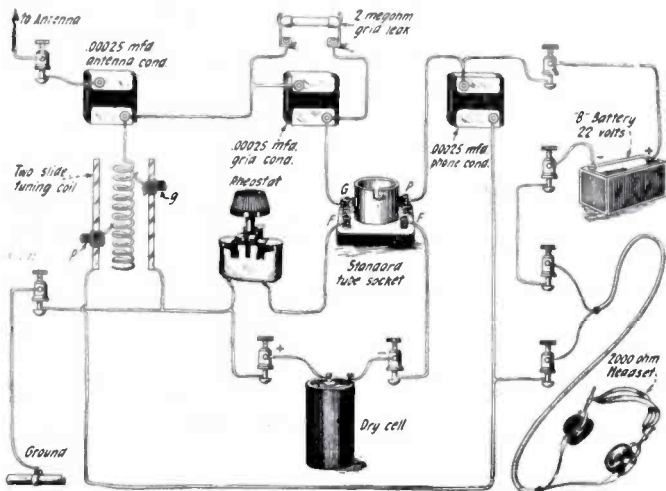
Cost: About \$20 Range: From 100 to 1,000 miles

BY adding a dry cell vacuum tube to the crystal receiver described in the January WIRELESS AGE the range of reception may be considerably increased and even though the apparatus appears crude it is possible to obtain splendid results through careful handling of the sliders; this combination

dry cell is connected and the two terminals marked "F" on the tube socket.

Make the connections exactly as shown and either clamp the wire in the terminals or better still, solder the joints.

Do the plate circuit next. Starting from the terminal marked "P" on the



Pictorial hook-up of the regenerative receiver

of single circuit and regeneration makes for good volume and excellent sensitivity.

The material should be gathered together and then carefully arranged on a board with the parts placed in much the same position as they appear in the sketch. It will then be a very simple matter to follow out the circuit in making connections.

In wiring use No. 18 hard drawn copper wire insulated with cambric tubing—or "spaghetti"—as it is more usually termed. Make the filament circuit first. This consists of the rheostat, the two binding posts to which the

tube socket bring a wire to the first binding post. Connect the two center binding posts together and wire the fourth binding post to one of the slider rods. Connect a ('phone) condenser across the first and fourth binding posts. Connect the other slider rod to the positive dry cell binding post and connect this same post to the ground binding post.

The only remaining part is the antenna-grid circuit. Connect the antenna binding post to one side of the fixed antenna condenser. Connect the other side of this condenser to the beginning of the wire on the tuning coil and also

### MATERIAL

- 1—Two-slide tuning coil.
- 3—.00025 mfd. fixed condensers.
- 1—Standard tube socket.
- 1—Rheostat
- 1—Two-megohm grid leak and mounting.
- 8—Binding posts.

### ACCESSORIES

- 1—WD-12 vacuum tube.
- 1—Pair 2,000-ohm 'phones (headset).
- 1—Plate "B" battery, 22.5 volts.
- 1—Filament "A" battery, 1.5 volts (dry cell).

to one side of the grid condenser. The other side of the grid condenser is connected to the terminal marked "G" on the tube socket.

Finally, the grid leak mounting is connected across the grid condenser.

Now place the vacuum tube in the socket. It will be found that a short pin in the tube base just fits into a slot in the socket shell. Make certain that the socket springs are bent upward so they press firmly upon the four small pins set in the porcelain base of the WD-12 tube.

To receive, having connected the antenna and ground, turn the rheostat knob in a clockwise direction till the filament of the tube glows dull red. Move the plate (p) slider to the lower end of the inductance and slowly move the ground (g) slider along the rod until the carrier wave of a transmitter is picked up; leave the slider there and promptly move the (p) slider toward the position of the (g) slider; a point will be found at which the whistling ceases and the "broadcasting" may be heard. Again vary the (g) slider a turn or so for best results.

Then adjust the rheostat to a point where the filament is as dull as possible consistent with good signal strength.

After a time one should become adept at picking up stations without allowing the receiver to oscillate as it is when the "carrier wave" can be heard.

## "Why I Became a Radio Fan"

(Continued from page 18)

Brighton, of Norwood, Pa., who got her first thrill from WOO over a home-made crystal set. She concludes her letter with the significant words:

"To any one confined in the home radio is a godsend. I think it helps one to cope with everyday problems better and also gives music-lovers a great treat."

Dr. Sidney L. Rubens, of Chicago, won the Fifth Prize by telling how radio assisted him in his dental work.

Space cannot be devoted here to citing all the various incidents and accidents that have brought our readers into the field of fans. They include the determination not to be stumped by a strange, queer-looking diagram and an unfamiliar branch of technical experiment, as well as the yearning to solace and brighten the hours of a loved invalid. Some of the best of our replies could not be considered for this contest because they far exceeded the number of words allowed. One of them came from a business man who felt the need for a hobby that would give him diversion and at the same time the companionship of his family, especially the boys. One most appealing response came from a "shut-in" in Providence, R. I. "Without radio my world was within the four walls of my room," he writes; "now Aladdin and his Lamp have nothing on me and my Radio." Others speak of the thrill of getting distant stations and of getting louder and clearer reception of the programs of local broadcasters.

### FELIX AND HIS FAMILY FONES

And now, to bring this survey of Radio Fans to a fitting close, you are herewith introduced to Felix and his family. Here, it is believed, is exemplified to a notable degree one of the greatest of the virtues of radio: its perfect adaptability to the home, and its tendency, in this day of many outside distractions and attractions, to perpetuate and strengthen our home and family life.

Felix Cadou is manager of the Liberal Light, Ice & Power Co., Liberal, Kans., and is a radio fan who believes in headphones and in the entire family sharing them. So he designed and constructed a special stand to hold the four pairs of phones that are used when he and mother and brother and sister listen in at the same time, as they frequently do. The stand is connected with the receiving set by means of a long flexible cable, so that it can be moved anywhere in the room. In its base is a switch that governs the phone circuit, so that one, two, three or

all four headsets may be connected or disconnected, as desired. "Felix" means "happy," and comes from the same Latin word that "felicitations" does, and so when friends felicitate Mr. Cadou on his ingenuity and skill in arranging this stand, their appreciations are doubly earned. He thinks that a loop antenna is to be preferred in selecting one among several conflicting broadcasters, and likes the headphone because it brings to the ears all the delicacy of the fine tones that are broadcast. "We think we get best results with a loop, headphones, and my stand that takes all the inconvenience out of having the receivers on your ears," he says.

## IWAJ Broadcasting

(Continued from page 29)

"I confess I am getting a little flustered," Harmstrong put in, edging forward.

"They have agreed to the proposition which I have advanced," Russell announced. "And they thought that you would, too."

"What are you going to do, get jobs from all of us?"

"No, sir, but a job from all of you."

"And they engaged you?"

"They did."

"And said I would, too?"

"Yes, Mr. Harmstrong."

"Hum. Well, what's this job of yours?"

By this time the banker was betraying a high degree of interest. His secretary entered the room and was signaled not to interrupt.

"This is the situation in a nutshell, sir," Russell asserted earnestly. "I do not want a job—in the accepted sense of the term. *What I want is—your backing for my hospital for children.*"

Harmstrong was silent.

"You see, Mr. Harmstrong," Russell continued, "I am a doctor, and I have specialized in children's diseases ever since the first year of my six years' practice of medicine. Need I tell you, I have seen the pressing need of another modern institution to relieve present overcrowded conditions in New York, for the treatment of afflicted children, under proper conditions, rich and poor alike. I know you have given thousands of dollars for hospitals, in one way or another. But I feel this is a vital situation in which you and a few other men can offer the solution. I have some means; Sydney Russell was my father. But I could hardly undertake such a project. That's why I want this to be a special contribution, not alone of your means, but of

yourself, your continued interest and active support. Will you help to make me director of this new hospital. The Hospital for Children—your hospital?"

The banker hesitated a moment.

"Why didn't you write me about this?" he asked.

"Because I wanted to present the case as strongly as I could. Then again, because you undoubtedly receive a bunch of letters every day, asking for donations, for one cause or another. You must, in your position. You cannot read them all; you can only heed a few. You could hardly be expected to do more."

"No, my secretary attends to them, ordinarily. There are, of course, some things which I handle personally."

"Just that—and that is why I have taken this method of enlisting your interest and support. This hospital—this radio hospital—is wanted right now. And it will take a year to establish."

"Just a minute."

Harmstrong sprang up and walked quickly into another room. Howard smiled at the doctor, and the visitor smiled in turn.

"I bet he's phoning 'em," the secretary remarked.

In a few moments Harmstrong returned, put his hand on Dr. Russell's shoulder, and said heartily:

"Russell, I have talked with Gayne and Dodgworth, and we have come to an agreement. We will back you, 33⅓ per cent. each. I have the pleasure and honor of designating you, on my part as theirs, director of the Hospital for Children.

"Go right ahead, doctor. Get your plans ready. We will put them through. And speaking about children, seems to me I. W. A. J. stands for 'I wish all joy.'"

The happy young physician responded:

"I hadn't thought about that, but it's just what all this means."

\* \* \*

Two weeks later Dr. Donald Russell, looking over a heap of letters which had been addressed to him in care of WFFA, laughed as he tossed one of them to his smiling wife.

"This is from Hurleyville, Pa.," he said.

She read: "Hope you landed that job all right. I had a tough time myself. Couldn't get situated in the city, tried everything but the radio, but no use. So I have taken to farming—and it is all right, with the wireless, etc. I know how you feel. If you got kids dependent upon you—"

The Monthly Service Bulletin of the  
**NATIONAL AMATEUR WIRELESS ASSOCIATION**

Founded to promote the best interest of radio communication among wireless amateurs in America

Guglielmo Marconi, President

HEADQUARTERS: 326 BROADWAY, NEW YORK

H. L. Welker, Secretary

Prof. Alfred N. Goldsmith, College of the City of New York

E. E. Bucher, Instructing Engineer

## The Trans-Atlantic Amateur Tests

### Reported Reception of English, French and Dutch Stations by American Fans Overwhelm Officials

THE American amateur now burns the DX oil through the wee hours listening-in for the distant call letters of foreign fellow fans equally eager to join in the universal game of radio.

American amateurs were urged to listen for signals from amateur stations in Continental Europe during the period of December 22, 1923, to January 10, 1924. It was the fourth series of trans-oceanic tests under the auspices of the American Radio Relay League in an effort to promote better amateur communication between America and Europe.

To facilitate receiving at this end the French and British amateurs transmitted on alternate nights, during the hours from 8:00 P. M. to 1:00 A. M., Eastern Standard Time. It was primarily essential that our fans should not "break in" during the twenty days of testing as every support had to be lent toward the establishment of two-way trans-Atlantic amateur communication. Since the efficiency of our amateur transmitters was adequately proved last winter during the third series of tests there was little danger at the outset that there would be any interference on this side.

But by way of special inducement to insure "quiet air" during the tests, \$3,500 worth of prizes were offered for the best reception reports turned into the American Radio Relay League's Headquarters.

And by way of response the American amateurs have literally swamped Mr. Schnell with their reports.

Between breaths Mr. Schnell gasped, "The tests have snowed me under completely and I can see no daylight for several weeks."

So, nothing for it but to print the full report of the tests in an early issue.

Some of the early reports list the following stations heard by American amateurs:

British stations heard—2NM, 2FQ, 2KF, 2SZ, 2OD, 2KW, 2FN, 2IN, 2SH, 5AT, 5LC, 5PU, 5BV, 5KO, 6NI, 6XX, 6YA.

French stations heard—8AB, 8AE, 8BE, 8BF, 8CT, 8LY, 8ARA, 8AZ, 8BM, 8CD, 8CS, 8JL.

Dutch stations heard—PA9, PC11, PA-0DW, PAR14.

## San Diego Radio Club

By Dr. A. E. Banks  
6XN, 6ZB


SAN DIEGO fans on the 2nd of November 1923, completed the organization of what promises to be an enthusiastic, progressive and useful radio club. The nominal membership approximates six thousand, and is made up of all those individuals residing in the County of San Diego who are licensed operators, broadcast listeners, owners of broadcast stations or anyone interested directly in radio.

The San Diego Radio Club has in its first president, Judge Eugene Daney, all that could be desired as an executive head.

The old amateur organization, Sunset Radio Club, has joined hands with the broadcast listeners and others, in the making of the new club. It is the theory of the San Diego amateur and broadcast listener that the use of the ether for any specific purpose must be a matter which is interesting to all classes of operators alike. With co-operative support well developed, the mother organization will take care of all subdivisions of activity. According to the plans of President Daney the business sessions of the club will be more or less infrequent, perhaps once a quarter, at which time matters will be brought up which interest the membership as a whole. On the other hand sectional programs are to be arranged which specifically apply to the various types of membership. That is to say the amateur may have his technical meetings, the broadcast listener another type of program, the broadcast station owners their special sessions.

San Diego, while ideal for almost everything, has been one of the worst places for radio reception. Being a port city and having powerful Naval radio stations both arc and spark located in its midst, continued interference from improperly installed, poorly maintained and operated apparatus has been the rule. Efforts to obtain relief is where the San Diego Radio Club will find its mission.

One of Mr. Daney's first announcements upon assuming the chair was to the effect that he sincerely hoped that the club would manage in some way to rid the ether of useless interference.




Mr. Kenneth Decker's amateur radio station, 2CMK, a 250-watt transmitter, has been heard in every district of this country as well as Honolulu and Cuba, but he blew out no less than 17 fifty-watt tubes before he had his station working efficiently



# THE TEST TABLE

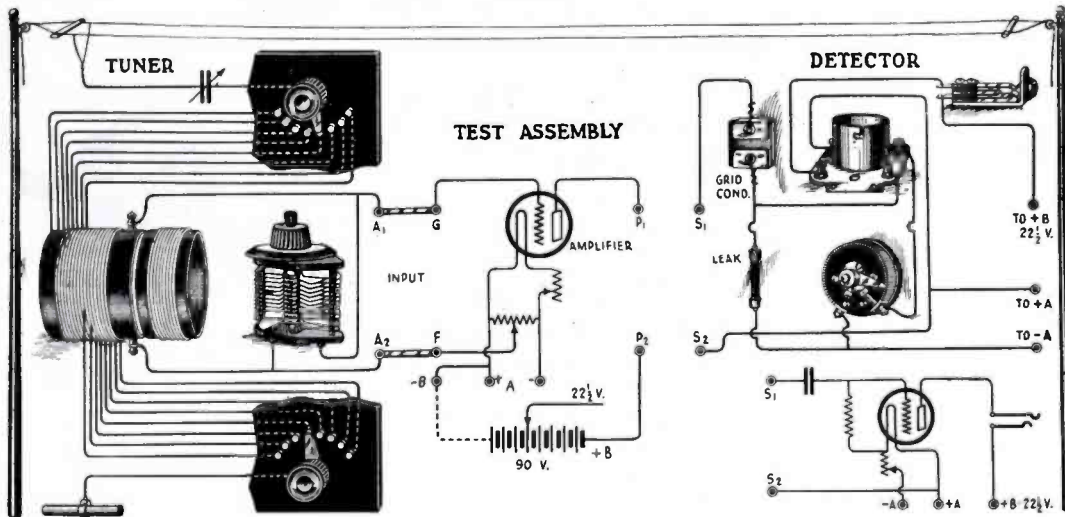
A REGULAR MONTHLY DEPARTMENT OF AUTHORITATIVE INFORMATION ABOUT RADIO APPARATUS



COPYRIGHT 1924

BY  
**R. P. CLARKSON**

AUTHOR  
RADIO DATA SHEETS



## RADIO FREQUENCY

At the right we have a detector tube circuit. Its output goes to our phones. The input terminals (grid and filament) require as great an amplitude of oscillating voltage variation applied to them as possible so that the plate current fluctuations which affect our receivers will be large, especially on weak signals. We may connect detector input terminals  $S_1$  and  $S_2$  direct to the tuner output terminals  $A_1$  and  $A_2$  and rectify the received signal, but weak signals might be lost by doing this. One alternative is to increase the signal strength before attempting to listen in. This is the purpose of R.F. amplification.

We may take the test assembly of last month and to the tube input (always grid and filament) connect the output terminals  $A_1$  and  $A_2$  of any form of tuner. Using a hard tube the weak signals impressed on its grid will be amplified, there will be none of the rectifying losses, and if plate output terminals  $P_1$  and  $P_2$  are connected together to complete the circuit, there will be plate current flow which fluctuates with greater amplitude than the voltage fluctuations at the tuner output terminals.

Now we have the detector with this. We can't just break the and connect in the de would take the pos- tial off the plate, rupt the current flow cuit the B battery. It ply amplified voltage the detector grid. thing is to couple cuit together with




Figure 2—Variable coupler

problem of affecting plate current flow. circuit at  $P_1$  and  $P_2$  tector tube. That itive poten- would inter- and short cir- would not ap- variations to The obvious the two cir- two coils. If

the coupling is fixed it is the ordinary form of R.F. transformer. The primary is connected to  $P_1$  and  $P_2$  and the secondary to  $S_1$  and  $S_2$ . Because the coils are of fixed inductance and capacity, some particular wave length will pass through much more easily than others.

We might use two honeycomb coils in place of the transformer windings. Varying the coupling between them would help selectivity, but decreasing the coupling would decrease the signal strength. To tune the circuits and still pass on all the signal strength, the natural device is the same as used in a single circuit receiver. Put in a variometer between  $P_1$  and  $P_2$  or some other form of inductance shunted with a condenser for tuning, and connect  $S_1$  to  $P_1$ . Do not connect  $S_2$  to  $P_2$  as they are already connected through the filament battery. This arrangement is called tuned impedance.

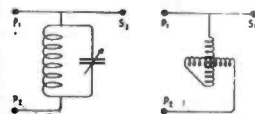


Figure 3—Tuned impedance

We might substitute a high fixed resistance—about 70,000 ohms—in place of the tuned impedance. What we want is to have the fluctuating current which normally passes between  $P_1$  and  $P_2$  go through some opposition—resistance, inductance or capacity or any combination of them. Then there will be a difference in voltage between these two points, varying as the plate current varies.

This amplified voltage we pass on to the detector. We might well combine tuned impedance and resistance coupling by winding our wire. This will stabilize our circuits.

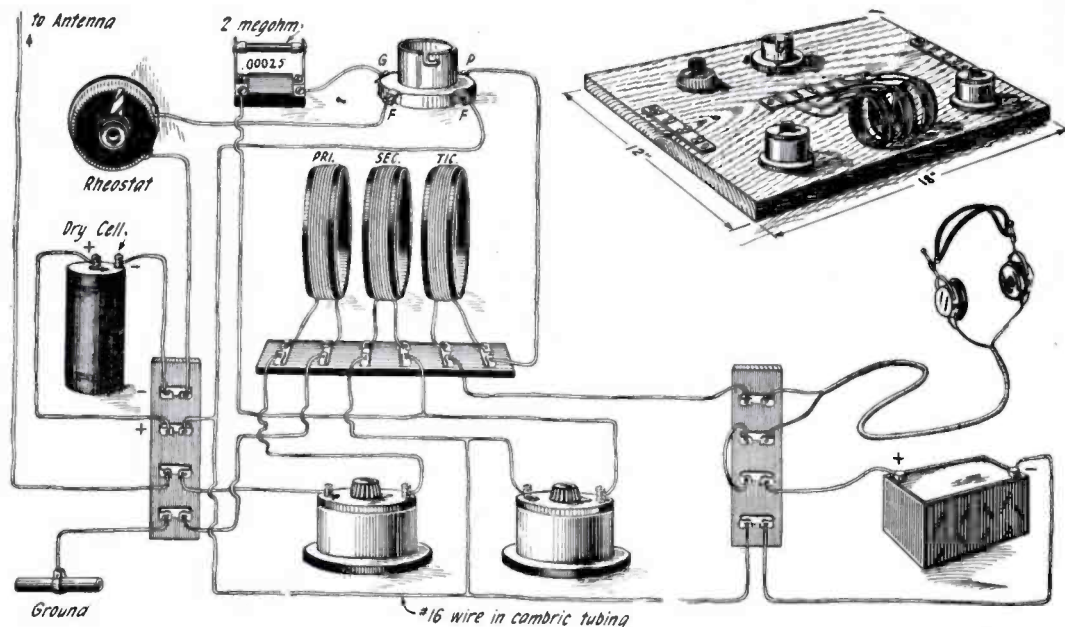


Figure 4—Resistance coupling

# RADIO ENGINEERING

An Experimental Home-Laboratory Course  
in Simple and Advanced Radio Design

By John R. Meagher



## THE HOME LABORATORY OUTFIT WILL COST ONLY FROM \$20.00 TO \$30.00 COMPLETE

MANY an amateur enthusiast would like to know all that a radio engineer is supposed to know; he would like to be independent of the opinion of "experts"; he would like to be able to say what is good and what isn't good in radio design. More—he would like to be able to design apparatus and complete instruments himself—without having to guess about a single thing.

But he finds it difficult to learn radio through a study of text books alone for they are either too elementary or so full of detail that one must be an engineer to understand them; equally difficult does he find experimental work, for the power of his observation is limited by the extent of his knowledge.

In truth, there is only one way to learn radio; and that is to dig into it in a systematic and wholehearted manner; combining text book reading with actual experimental work. For without one the other is almost useless while both combined makes the study of "Radio Engineering" an easy, enjoyable and often profitable pastime.

Such a course is to be given in THE WIRELESS AGE. Here in this column from month to month we will indicate the line of basic experiments to be followed and we will suggest to the student what text books are to be read. The experimental equipment and books will cost but little; the former can be used in regular receivers at any time; the latter are always handy for reference.

The material required for this home-laboratory course consists of the following:

Two .0005 mfd. (23-plate) variable condensers, enclosed for table mounting. If any "panel" type are on hand they may be mounted in neat, shellacked boxes made from cigar box wood; or they may be mounted under the test board with only the knob and two Fah-

stock terminals on top. Secure a good make of variable condenser, as they may be used over and over.

Three coils each wound on a thin rubber or shellacked cardboard form 3 inches diameter and 1 inch long with 50 turns of No. 28 or 30 double cotton covered wire; use small Fahnestock clips on each form for connections. Dry the coils in a warm oven and apply a light coat of collodion (one ounce—at any drug store) to the windings.

One standard tube socket, preferably porcelain; replace the four binding posts with large Fahnestock clips.

One table mounting rheostat of 6 or 30 ohms.

One .00025 grid condenser and a grid leak.

Three terminal strips of hard rubber 1 x 6 inches equipped with double Fahnestock clips as shown.

One sandpapered and shellacked wood base of the size indicated.

Arrange the apparatus as shown in the sketch, screwing the material to the base with brass wood screws and wire in exact accordance with the pictorial diagram—keep the connections close to the base.

Any vacuum tube may be used, but if none is on hand we suggest the purchase of a UV-199 (C-299) and adaptor. In this case the filament battery should be of 3 cells instead of one and the rheostat must be of 30 ohms.


No operating instructions or experiments will be given this month, but the student should become familiar with the assembly and learn the correct method of tuning by himself. Next month he may see how his ideas check up with Radio Engineering.

As for text books—the first to be secured is E. E. Bucher's "Wireless Experimenter's Manual," which may be secured from the Wireless Press, Inc.

(To be continued)

# INDUSTRIAL INKLINGS

This attractive display of the Crosley Manufacturing Company and the Precision Equipment Company, both of Cincinnati, O., clearly indicates progressive merchandising



**J. L. LEWIS**, a New York retailer, held a radio show at his store, 132 W. 32nd Street, which lasted one week in celebration of the 25th anniversary in business, of which radio has lately been a large part, and to emphasize the fact that the firm is going into wireless stronger than ever. Two window displays devoted to radio were changed frequently and radio displays were arranged in the store by several prominent manufacturers.

**HARRY C. GAWLER**, for the past three years connected with the sales department of the Radio Corporation of America, is now Sales Promotion Manager of the General Radio Company, Cambridge, Mass.

**THE** Multiple Electric Products Company, Newark, N. J., has prepared an original display card to set off their Atlas Amplitone Loud Speaker. The well-known picture of a beautiful girl singing out of the horn has been executed on a not too large display card which dealers may secure upon request. Another mark of their enterprising methods is contained in a rather costly booklet, "Marketing and Distribution of Radio."

**HERMAN ROSE**, president of the Shamrock Manufacturing Company, entertained one hundred and fifty retailers in the Newark territory. Mr. Mortimer Salzman and Mr. Sparer of the Wholesale Radio Equipment Company of Newark, were prominent in aiding Mr. Rose in conducting the affair. The theater party and banquet were so successful the guests had to ride home with the milkmen.

**THE** United States Post Office has warned advertisers against the common practice of omitting their street address in their advertising. Postal employees cannot mem-

orize all the locations of even the largest concerns and as a result some 80,000 pieces of mail are received daily at New York that must be delayed in its distribution to points of delivery. Quite often, non-delivery is the result of street address omission.

**THE "RADIO LIMITED,"** a cyclonic trade crusade through the Great West—Pacific Coast and return—was under the personal direction of James F. Kerr, 127 N. Dearborn Street, Chicago, having been organized to boost the radio interests through the Middle West. This train, carrying 125 passengers, left Chicago January 27th, arriving in Los Angeles ahead of the opening of the Biltmore Hotel Radio Show, conducted by the American Radio Exposition. On the way out stops were made at Omaha, Denver, Salt Lake and Los Angeles, and on the return trip, San Francisco, Portland, Seattle, Spokane, Butte and Minneapolis. Publicity agents preceded the excursion to round up the dealers and jobbers, to "place" billing and advertising and to consummate all arrangements for the reception of "The Radio Limited."



Window display at Commonwealth-Edison, Chicago, showing the \$6,000 worth of prizes awarded in the listeners' program vote held by stations WJAZ, KYW, and WDAP. Of the 600 articles, 30 were complete sets. Incidentally, the drawing for these prizes was one of the events that made the Chicago Radio Show "go over" big

**THE** Diamond State Fibre Company, Bridgeport, Pa., has prepared a catalogue that presents "Condensite Celoron" products in a thoroughgoing manner. Condensite and Celoron are described and the various uses for the product are discussed at length, elaborating on the grades and tests. A commendable fact about the booklet is that it has been made up in a clear and altogether interesting fashion.

**THE** Central Radio Laboratories of Milwaukee, Wis., have been advised that their CRL Non-inductive Potentiometers and CRL Grid Leaks, have been selected and approved by the engineers of the National Radio Engineering Company and the report forwarded to the Association of Railway Electrical Engineers.


**HENRY L. SEIDMAN**, Chairman of the Radio Trade Association Cost Finding Committee, has solved one of the "troubles with the world" in his analysis of the inventory evil. He tells how to keep an automatic inventory by a simple system of cards. A separate card for each item, ruled and filled out with data of date purchased, quantity purchased, from whom purchased, cost each and the amount all to be totalled yearly, will enable the dealer to keep perpetual check on the stock by items and the individual costs. The system is unique in its simplicity and ease of keeping up-to-date.

**THE** name "Mahoganite" is owned exclusively by the American Hard Rubber Company, and they alone have exclusive right to its use on materials and parts. Other manufacturers using the name "Mahoganite" on any of their products are guilty of infringement.

**THE** Smith Radio Manufacturing Company of Washington, D. C., will go into production of the SMITHTONE Radio Receiving Sets.

The Smithtone will be produced in five models with a capacity of fifty sets a day.

Howard Carter who for many years was associated with the automobile industry from its pioneering days will be the production manager.



# NEW APPLIANCES AND DEVICES



## Bel-Canto Loud Speaker

THE new model of the Bel-Canto Loud Speaker shows several changes in design. It is now equipped with a fibre horn and the base has been re-designed adding materially to its attractive appearance.

Co-incident with the introduction of the new model, the Bel-Canto Manufacturing



BEL-CANTO

Bel-Canto Loud Speaker

Company have adopted a new sales policy and are offering their loud speaker direct to the user at a material reduction in price.

## New Pacent Plug

TO the end of meeting the demand for an inexpensive yet practical plug, the Pacent Electric Company engineers have developed the improved "Forty" Universal Plug, which is shown in the accompanying illustrations. Here is a plug that is immediately attached to the usual telephone cord tips in the manner shown, with a per-



New Pacent Plug

manent bull-dog grip of entirely new design. The pushing of the cord tips into place by the mere assembling of the plug shell locks the grip of the connection clips, while taking the shell apart unlocks the grip and releases the cord tips. The new Pacent plug is neat, small, and convenient for use anywhere. The metal parts have a heavy nickel satin finish. Its conducting parts insure perfect contact and conduction of weak radio currents, while its molded insulation insures against the leakage of currents. No live parts are exposed. The gripping members have polarity data stamped on

them. Finally, the ingenious design and simplified construction, together with a large output, has served to bring down the cost of this plug to a modest price which now makes it feasible to use many plugs for radio reception and experimentation.

## Simplified Grid Control

THE Randel Wireless Co., Newark, N. J., has brought out a combination variable condenser and variable grid leak called "The Grewol Vari-Grid." The claim is made that it entirely displaces all 11 and 23-plate condensers and the old type grid leaks with an attractive appearing, all-enclosed, compact instrument that takes up but 1 3/4-inch of space on the panel. The Grewol Vari-



Simplified Grid Control

Grid can be used separately either as a variable condenser or as a variable grid leak. The makers claim considerable improvement in distance and clarity by using this instrument, and recommend its use in the aerial and secondary circuit as well as in the grid circuit. Only one hole is required for mounting.

## Freshman Condenser

WITH an evident realization of the importance to clear-toned radio reception, of affording the best possible soldered connections in fixed condensers, the Chas. Freshman Co. of New York City, have made a radical improvement in the design of all capacities of their tested noiseless mica condensers, which should prove a boon to manufacturers and radio enthusiasts who build and tinker with their own outfits.

A lug of special construction is riveted by means of an eyelet to each terminal of the mica condenser. The lug is equipped with three grooves, permitting the wires to be laid properly, and held in place while being soldered.

Another most important advantage is that in wiring a set the connection can be made temporary without soldering. In this way the circuit can be tested and varied so as



Freshman Condenser

to give the most efficient results. When this is attained the connections are soldered.

## New "B" Battery

A NEW type of "B" battery constructed so that most of its bulk is raised vertically instead of occupying valuable horizontal space, is now available to radio fans whose table area is limited. The new battery is No. 764 of the National Carbon Company. It gives 22 1/2 volts, and is only 3 1/8 inches wide. Its height is 5 1/2 inches.

The new battery has twice the life of the small portable "B" battery, while standing on practically the same size base, and the cost is only about one-fourth more than the cost of the small one. It was developed after months of experimentation by engi-



New Eveready "B" Battery

neers of the National Carbon Company, who knew that many radio users were increasing their battery operating cost in order to economize on space or to save in first cost. The new battery gives much lower operating cost without appreciable sacrifice in table space.

## The Crosley XL Receiver

THE growing popularity of the furniture idea is upon us, and to meet this growing demand comes the Crosley Model XL, a beautiful piece of furniture incorporating the radio panel behind the left hand door, and the loud speaker and amplifying sound

chamber behind the right hand door. In the rear of the cabinet, easily accessible by raising the hinged lid, is ample room for six or eight dry cells to supply the filament current, and a shelf for the necessary "B" batteries.

One stage of tuned impedance-coupled radio frequency amplification, a vacuum tube detector and two stages of audio frequency



Crosley XL Receiver

amplification are used to provide long distance, loud speaker reception. The inductances are in the form of a staggered spider web; condensers are of the "hook" type. Only two tuning controls are employed.

### The "Aristocrat" Radio Headset

THE "Aristocrat" Model Radio Headset has just been placed on the market by the Dictograph Products Corporation, New York.

This headset is a decided improvement over the previous designs. The ear caps are of hard rubber finished in black streaked with orange. They are made extra large to insure comfort while wearing. The head band and cords are finished to match the caps. The phones are exceedingly light in weight, and can be worn for hours without fatigue. In both distance work and volume this headset excels. Like a watch, it is a sensitive, finely constructed precision instrument, made to give service for years.

Dictograph radio headset magnets are made of the two pole, or bipolar type, each pole being wound with 4,500 turns of No. 44 B. & S. gauge enameled copper wire, having a resistance of 750 ohms each, all being connected in series, giving a total resistance of 3,000 ohms per headset. The minuteness of this wire can be realized from the fact that 500 of these could be laid side by side within the space of an inch.

### New Eisemann Adapter

THE Eisemann Resistance Adapter has been developed to provide a method for utilizing either UV-199 or C-299 Radiotrons



New Eisemann Adapter

in a radio receiving set equipped with standard base sockets and low resistance rheostats.

If the rheostats in the receiver are of low resistance the A battery should have a value of 4.5 volts.

The change may be made by connecting to a filament battery of proper voltage and inserting the resistance adapter.

### Jefferson R. F. Transformer

JEFFERSON Radio Frequency Transformers will function with equally efficient amplification over the entire new wavelength band (200 to 650 meters) in standard radio frequency, reflex, inverse, duplex or neutrodyne circuits.



Jefferson R. F. Transformer


It is necessary in any radio frequency amplifier to keep the capacity coupling between coils as low as possible and yet maintain good inductive coupling. This has been done with the Jefferson transformer by making the primary and secondary coils in the form of distributed windings. The silicon laminations take care of the required inductive coupling; at the same time shielding the winding from any external capacity that might be detrimental to tuning.

The transformers are assembled in handsome black enameled steel cases. The nickel-plated binding post terminals are set in bakelite bushings and are brought out at a convenient angle near the top of the case.

### Accuratune Phonograph Unit

THIS is a new item in the line of the Mydar Radio Company.

Designed to harmonize with the instruments with which it will be used, its rugged construction and adjustable air gap insures the satisfaction given by other Mydar products.



Mydar Phonograph Unit

The unit is equipped with flexible cord with terminals marked to indicate polarity.

The heavy shell and cork inserts prevent chattering and vibration. No extra battery required for operation. Finish—black with lacquered brass trimmings.

### Broadcasting in the British Isles

(Continued from page 41)

We were also faced at one time with threats from the concert organizers which looked like making things very difficult for us. There are certain concert platforms in London which are a sort of Mecca for young artists, and artists look forward to appearances on these platforms as essential stepping stones in their careers. The director of the principal series of concerts issued a letter pointing out that artists singing at our stations would not be allowed to sing in his programs, and this line of action was also taken by another group responsible especially for Sunday evening concerts, of which there are a great number. Fortunately the British spirit of freedom again asserted itself and a group of leading British artists refused to be intrigued. These have been given useful contracts and are touring all stations providing the high-water mark of musical performance. Their action has had a steadying effect amongst younger artists and we are confident that our obstructionists will learn ere long how unwisely they have acted.

Our relations with the several gramophone companies are cordial and our correspondence from listeners indicates unmistakably that broadcasting is giving material assistance to the publishers and retailers of music and records.

Personally I believe that broadcasting can strengthen old and create new tastes and that the organizations now endeavoring to hinder broadcasting are wasting in a futile manner energy which if applied to co-operation with the broadcaster might considerably assist them in the difficult times. If we, by sheer necessity, are forced to produce our own plays, then there is just the risk that listeners will stay at home who otherwise would have visited the theaters. In this case the boycott more than defeats its own object.

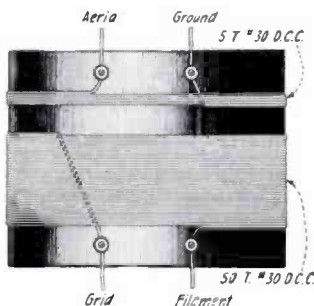
We, who are responsible for the development of broadcasting in England, are alive to the fact that we are working with a medium having positively astounding possibilities. We realize our responsibilities and would welcome a regular exchange of views with those engaged in an even more extensive manner with the same developments in other countries, particularly in the mother country of the movement—the United States of America. Our only regret is that owing to time differences which cause practically all British transmissions to take place in your hours of daylight, it is not possible to listen to our performances and form first-hand judgment on our activities.



CONDUCTED BY JOHN R. MEAGHER  
 A self-addressed stamped envelope will insure a prompt reply to any queries on radio

**More About the Uni-Control Receiver**  
**O**F all the inquiries about the uni-control described in *THE WIRELESS AGE* of December, 1923, most have been concerned with the probable cost; where the parts may be purchased and what disadvantages are to be expected.

Starting with the last mentioned subject it might be of interest to know that the other evening we had the uni-control at home (in New York) for the purpose of hearing Major Howe, the editor, speak from WJY. A loop was not available so we used a single No. 18 wire about 80 feet in total length erected only a few feet above the roof. A small fixed coupler, similar to that shown in the sketch, was used with this improvised antenna. The receiver worked very well and after enjoying Major Howe's talk we "fished" around for "DX" stations, the best of which was WDAP, Chicago, Ill., received with such volume that actually it was neces-



sary to shout to make oneself heard in the room! And as for distance, KFKX, Hastings, Neb., rolled in with a comfortable intensity; and when he signed off, KOP, the excellent and albeit appropriately called police station in Detroit came in.

The only evident disadvantage was distortion on the third stage. However, this was considerably reduced by connecting a variable resistance across the secondary of the third audio frequency amplifying transformer or by connecting it between the grids of the second and third audio frequency amplifying tubes. The resistance should have a minimum value of 50,000 ohms and a maximum of a half megohm (500,000 ohms) or more. I believe there are some variable "grid leaks" that have a minimum value between 50 and 100,000 ohms; they will be satisfactory.

It was found advisable to ground the filament (either terminal) and to change the tubes around for best results. A very good tube in the last socket will make all the difference in the world.

Neither more nor much less "B" battery voltage should be used as the operating point of the audio frequency amplifying tube grid

will in either case be driven to an unfavorable point on the grid-plate characteristic curve. If difficulty is experienced in making the uni-control oscillate, a small .00025 mfd. fixed condenser should be shunted across the primary of the first audio frequency amplifying transformer.

The last stage may be cut out by connecting the output (loud speaker) between the positive "B" battery terminal and the plate connection of the second audio frequency amplifying tube—thus placing the output in shunt to the primary of the second audio frequency amplifying transformer. Indeed a small binding post may well be soldered to this point in order to facilitate such a change. The last tube must be left in its socket however, or otherwise the first radio frequency amplifying tube filament circuit will be open. Of course, the base of a broken UV-199 tube may be fitted with a 50-ohm resistance between the filament studs and used instead.

We were really surprised at the lack of "ringing" noise from the tubes—indeed it is not noticeable when a loud speaker is used. But a point which should not be overlooked is the reaction of the sound waves from the horn upon the tube; this reaction causes an audio frequency "howl" which, while it may be considered as musical, is ear piercing and decidedly annoying.

To avoid this keep the "speaker" isolated from the set and if possible use a closed up cabinet with rubber feet.

Dry cells may be used for filament supply and four of them should be connected in series. Standard cells will last from 100 to 150 hours or about five weeks to two months at a rate of 20 hours a week.

Now about the parts: The radio frequency transformers cost approximately \$6.00 each; the audio frequency transformers \$3.00 each; the completely drilled subpanel with "spun-in" sockets about \$8.00, and the condensers, potentiometer switch, and extras about \$10.00. Thus the cost will be close to \$40.00. (Incidentally the Kardon Products Company is located at 101 Varick Street, New York City.)

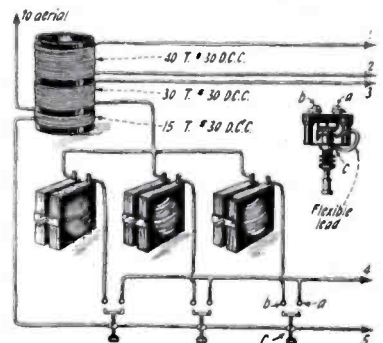
For the extras, 6 UV-199 or C-299 tubes list at \$39.00, though a discount may possibly be secured on this quantity.

If the factor of low filament current consumption is not of major importance we would earnestly urge the use of two UV-201-A tubes in the second and third audio frequency amplifying stages; they will prove much superior to the UV-199. The only trouble will be to find a loud speaker that will stand the "gaff"! We personally have a Uni-Control at home for regular use with UV-201-A's as detector and audio frequency amplifiers and UV-199's as radio frequency amplifiers. The UV-199 tubes work excellently in conjunction with DX-Virbren radio frequency transformers and we can wish for no better receiver.

**And More About the Push Button Receiver**

Mr. Lee Galvin's "Push Button" set described in the January, 1924, *WIRELESS AGE* has already excited considerable comment; not from "DX" amateurs, but from people who are interested in the advancement and simplification of radio.

As noted, the description was of only a single adaptation of his system, and the slider method of tuning was selected merely because of its simplicity and low cost. Very good results have been secured with the original push button set, but it is quite necessary that the sliders be arranged to touch but one turn of the tuning coil at a time. This can readily be done by using a spacing cord of greater diameter than the wire. If the secondary coupling coil is not coated with some form of insulating fluid and if the secondary leads are very short, so that there is very little distributed capacity across the



secondary, it becomes necessary to shunt a small fixed condenser from the grid condenser (terminal away from the grid) to the filament. This condenser should have a value of about .0001 mfd. and may be made by placing two .00025 mfd. fixed condensers in series.

A better arrangement for tuning is suggested in the sketch, which represents three variometers in a branched circuit; using Cutler-Hammer switches for selecting the desired branch. Potentiometers of 200 (or even lower resistance if they can be secured) may be used.

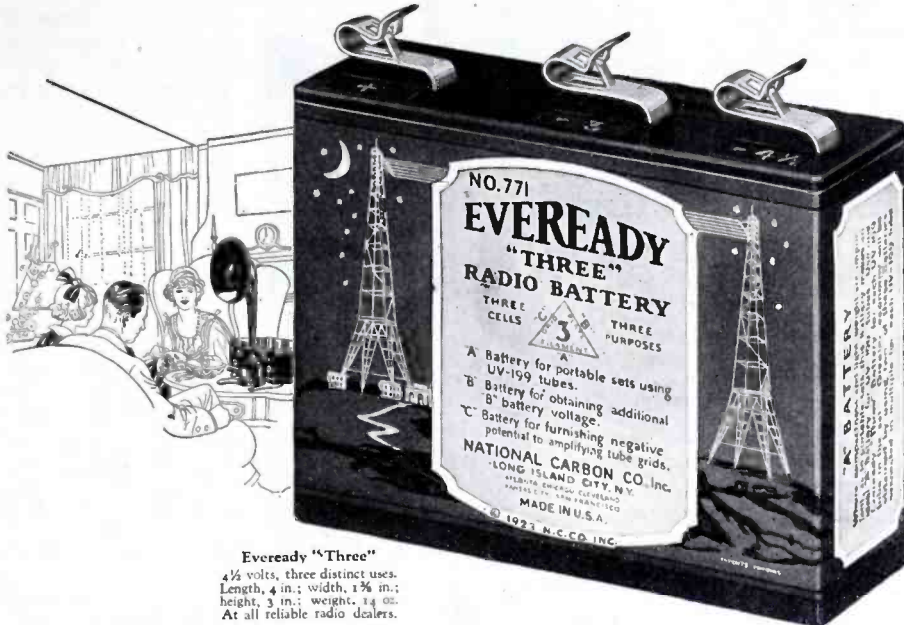
**A. C. Filament Supply**

Mr. Herbert Cosgrove of Troy, New York, writes: "I have noticed an advertisement of a device with which it is claimed alternating house current may be used for filament supply of a receiving set in place of the usual 'A' battery; what is this device composed of—is it practicable?"

Usually the devices you mention are made up of a step-down transformer to reduce the 110-volt house supply to 6 volts; a potentiometer of any resistance value connected across the six-volt supply; and three

(Continued on page 80)

"THE AIR IS FULL OF THINGS YOU SHOULDN'T MISS"



Eveready "Three"  
 4½ volts, three distinct uses.  
 Length, 4 in.; width, 1¾ in.;  
 height, 3 in.; weight, 2.4 oz.  
 At all reliable radio dealers.

## This "C" Battery is a Wonder Worker

YOU can make the loud speaker respond with a new fullness and naturalness of tone. You can save money by adding months to the life of your "B" Batteries. These things you can do by using the new Eveready "Three" as a "C" Battery.

You already have an "A" Battery for the filament and a "B" Battery for the plate. A "C" Battery is connected to the third element of your vacuum tube, the grid, affording a control that is marvelous in action on audio frequency amplifiers.

As a "C" Battery the Eveready "Three" prevents distortion and excessive flow of current from the "B" Battery, lengthening its life. It is a wonder worker that saves its small cost many times over. Connect it in your audio frequency amplifier and note the difference. Full directions on the label and

in "How to Get the Most Out of Your 'B' Battery," a booklet on "B" and "C" Batteries, sent free on request.

This triple-use battery can also be used as an "A" Battery in portable sets. Light and full of pep. Its third use is as a "B" Battery booster.

Use the Eveready "Three"—a tested product of the world's leading electro-chemical battery laboratory. It serves more radio uses and effects more economies than any radio battery heretofore developed.

If you have any battery problem, Radio Battery Information Headquarters will solve it for you. Write G. C. Furness, Manager, Radio Division, National Carbon Company, Inc., 198 Orton Street, Long Island City, New York.

NATIONAL CARBON COMPANY, Inc., New York—San Francisco

Headquarters for Radio Battery Information

CANADIAN NATIONAL CARBON CO., Limited Factory and Offices: Toronto, Ontario

# EVEREADY

## Radio Batteries

*—they last longer*

When writing to advertisers please mention THE WIRELESS AGE



## What's Inside

The most important thing to know about an amplifier is "What's Inside." Outwardly there is little vital difference. Inwardly there's all the difference in the world—the difference between clear, mellow reception and poor reception full of squeaks and squawks.

Many radioists unconsciously put the "squeaks and squawks" into their set through the use of improper transformers. They have yet to learn that "RATIO" means absolutely nothing—that 10 to 1; 9 to 1; etc., do not spell maximum amplification.

The very next time you buy an amplifier insist on a Genuine JEFFERSON for these reasons:

- 1st—A JEFFERSON is scientifically designed.
- 2nd—The windings are carefully calculated to produce 100% amplification—they are not built up to a ratio.
- 3rd—The JEFFERSON line embraces a variety of amplifiers to meet every demand—six Audio and two Radio Frequency types.
- 4th—As pioneer transformer manufacturers JEFFERSON Engineers designed audio amplifiers long before Radio reached its present popularity. You will appreciate JEFFERSON'S extra years of experience.

And remember this—the first cost of an amplifier is unimportant. Results count—buy an amplifier for what it will do—the service it will render—the tone and volume it will produce. Receiving is fun when one doesn't have a lot of pesky distortion to struggle with. You eliminate distortion when you use JEFFERSONS. Your set operates more quietly and clearly—the volume is greatly increased—distant stations are easily tuned in.

You are invited to write our Radio Engineering Department for amplification data. Attractive descriptive literature is also available. This service is gratis.

JEFFERSON ELECTRIC MFG. CO.

431 S. Green St.

Chicago, Ill.

**Jefferson**  
Super-sensitive  
Amplifying Transformers

## Aladdin's Magic Lamp

(Continued from page 39)

voltages of either of these tubes; it is necessary merely to keep the filament current at or slightly below the normal value and to restrict the plate voltage to the limit indicated on the instruction sheet enclosed with each tube.


On the whole, better results for radio frequency amplification may be expected with storage battery tubes, i. e., those having a comparatively heavy filament current. And, of all the receiving tubes on the amateur market, the UV-201-A (C-301-A) is doubtless best for this purpose. The filament of this tube consumes but one-quarter of an ampere; the tube is an excellent amplifier, and it is remarkably quiet in operation.

As a detector, the UV-200 (C-300) is generally agreed superior to other tubes; especially if provision is made for smooth regulation of the filament current through use of vernier or carbon pressure rheostats. With this tube a tapped "B" battery of 15 to 22½ volts will prove of much benefit. Remember if the negative terminal of the "B" battery is connected to the positive terminal of the filament battery that the voltage of the latter (filament battery) must be added to the voltage of the "B" battery. In other words, if the plate battery voltage is 22½ and the negative "B" is joined to the positive side of a 6-volt filament battery, then the effective voltage on the plate (neglecting the external plate circuit resistance) will be 28½ volts with respect to the *negative* terminal of the filament.

There are two ways of obtaining the negative grid voltage; one method is to place the filament rheostat in the negative battery lead and connect the return lead from the grid to the negative side of the battery. (See the amplifier circuit with the chart.) In this way there is a difference of voltage between the negative "A" battery, to which the grid is connected, and the negative terminal of the filament. The value of this negative voltage depends upon the resistance of the rheostat and the resistance of the tube filament and the voltage of the filament battery. If the tube is a UV-199, the filament resistance of which is 50 ohms, with a 25-ohm rheostat and a 4½-volt battery, the voltage difference between the negative filament and the grid will be 1½ volts, which is the value of the voltage drop across the rheostat. The other method is to provide a special "C" battery in the grid return lead. The negative terminal should be connected to the grid, and the positive terminal of the "C" battery should be connected to the negative side of the filament.

When writing to advertisers please mention THE WIRELESS AGE





# *The* Dubilier Duratran

*Amplification on all wave lengths*

THE Dubilier Duratran is the supreme radio-frequency transformer. It amplifies powerfully and uniformly over *all the wave-lengths* now used by broadcasting stations.

**Price \$5.00**

*At all good dealers*

DUBILIER CONDENSER & RADIO CORPORATION  
48-50 WEST FOURTH STREET  
NEW YORK

## DUBILIER DEVICES

# PARAGON

Reg. U. S. Pat. Off.

## RADIO PRODUCTS



### Keep Abreast of the Times

#### Use a Paragon Variometer in Your Receiving Set

Every man who owns a Radio Receiving Set naturally wants to get the best possible results that can be obtained with it. To do so he must keep abreast of the times and add parts where they will improve it.



Paragon Audio-Frequency Amplifier Transformer No. 81 Reduces tone distortion, \$5.00.



All PARAGON Parts are packed in distinctive Yellow and Purple Packages. They cannot be confused with any other packages on your dealer's shelves. Be sure you get the genuine.

Wavelength bands now in force involve radio currents of extremely high frequency. An inductance unit of exceptional electrical and mechanical excellence is needed to obtain the best results on these wavelengths. The PARAGON No. 60 Variometer, ribbed design, assures the greatest possible efficiency at high frequencies and makes it far easier to secure desired results on wavelengths of 150 to 200 meters.

The reduction of material in the support forms permits us to offer this essential radio part at an extremely popular price.

Add a PARAGON Variometer to your set. It will make it a better set and will increase your pleasure in listening in with it.

*Illustrated Bulletins on Paragon Radio Products are yours for the asking*

ADAMS-MORGAN CO., 8 Alvin Avenue, Upper Montclair, N.J.

### The Wireless Age Reflex

(Continued from page 59)

One panel mounting socket. That shown, a "Bell," is entirely satisfactory, but there are any number of equally good ones on the market. For use with a UV-199, the Frost rubber cushioned type is suggested. For those who want the highest efficiency a porcelain socket is preferred.

One rheostat (Cutler-Hammer) of 30 ohms so a UV-199 tube may be used with a 4.5-volt filament battery. And as this rheostat will pass  $\frac{1}{4}$  ampere safely it may be used with a UV-201-A; though the resistance with that tube and a six-volt battery need be no more than 4 ohms.

One crystal detector stand—see text for suggested type.

One front panel, standard size 7 x 12 x 3/16 inches. (Radion.)

One terminal strip 12 x 2 x 3/16 inches. (Radion.)

Two Quinby aluminum frames for 7-inch panel.

#### SMALL PARTS

Two small binding posts for connecting the crystal "detector."

Six large binding posts for terminal strip. (Eby.)

Six flat head 6/32,  $\frac{5}{8}$ -inch brass machine screws.

Mounting screws for the variometers and the rheostat.

One-eighth pound of No. 30 double cotton covered wire.

Three strips of thin cambric tubing.

Ten feet of No. 18 soft drawn bare copper wire.

#### ACCESSORIES

One vacuum tube, UV-201-A, or else a UV-199—although any tube can be used.

One "A" battery of proper voltage for the tube to be used.

One "B" battery consisting of three blocks of dry cells giving 22.5 volts each or 67.5 volts total.

One antenna 60 to 200 feet in length, single or double No. 14 wire; porcelain insulated.

One ground, water pipe or buried wire.

One 2,000 or 3,000-ohm headset or a "speaker."


### Junk This Radio Jargon

(Continued from page 54)

ly operative—and difficult! This number of circuits ought to supply that portion of the radio press that is willing to deceive the public for some weeks. One of these circuits ought to be called, in all due deference, the Pickard circuit!

Then when it comes to schematic diagrams, everyone seems to consider that unless a schematic diagram contains a horde of jacks and double-pole double-throw switches it is not worth printing. There is quite an art in schematic diagram work, the underlying idea being to show the actual features of the circuit in as simple a way as possible. This is apparently unknown to much of the modern radio press.

The real facts of the case are that much of the radio press of today is proceeding on the incorrect principle of government by a minority. A



Mr. Taylor says:

“No trouble tuning distant stations”

Universal micrometer action and easily fingered knobs are the outstanding features of the Accuratune Control. The larger knob is used for coarse adjustments, the smaller knob operates the micrometer mechanism. Either action will swing the dial through the full 360 degrees. Your dealer will supply you with Micrometer Controls for your present set, or if you buy a new set, choose one equipped with Accuratunes.

Manufacturers of Popular Sets. Equip your apparatus with Accuratune products. Increased efficiency and beauty will advance your sales.

**HE** is pleased not only in this capacity, but he adds that he has no trouble tuning CLEARLY.

It is no little stunt to bring in a distant station, with all local and other disturbances in the air. But with an Accuratune fine adjustments are easy, and the slightest turn of the micrometer knob will throw interferences out of the way, and bring in the station you want CLEARLY. The Accuratune is not a mere dial, but an actual Micrometer Control ten times more efficient than any tuning device.

For such satisfactory reception the Accuratune was created, and though the price be slightly higher than ordinary dials, it will prove its worth the first time you use it.

MYDAR RADIO COMPANY  
9-A Campbell Street, Newark, N. J.

# ACCURATUNE

## MICROMETER CONTROLS

EVERY ACCURATUNE PRODUCT IS A GOOD PRODUCT

When writing to advertisers please mention THE WIRELESS AGE

# BAKELITE



## Gilfillan and Bakelite

All the molded insulation of these Gilfillan radio parts is 100% Bakelite.

In the words of the manufacturer, BAKELITE "insures positive insulation and absolute permanency." And that's the story in a nutshell.

Nothing else equals Bakelite in the combination of all its desirable properties such as insulation resistance, mechanical strength, permanence of color and indifference to all weather conditions.

The outstanding merit of Bakelite is its durability—its freedom from deterioration.

Every day, radio men are finding new applications for this "Material of a Thousand Uses," for parts made of molded or laminated Bakelite possess properties that successfully meet the most exacting demands of radio work.

Write for a copy of our Radio Booklet A.

### Send for our Radio Map

Enclose 10 cents to cover mailing cost and we will send you a large Radio Map which lists the call letters, wave length, and location of every broadcasting station in the world.

### BAKELITE CORPORATION

247 Park Avenue, New York, N. Y.  
Chicago Office: 636 West 22d Street

### BAKELITE Condensite REDMANOL

are the registered Trade Marks for the Phenol Resin Products manufactured under patents owned by  
**BAKELITE CORPORATION**

THE MATERIAL OF A THOUSAND USES

couple of years ago, the amateur was in the saddle, and to the amateur complexity is indeed dear. Today, the ranks of the amateur are about as unity compared with ten for the radio listener, and the latter is gaining day by day at a far more rapid rate than the former. The amateur, I hope, we will have with us always. He forms the nucleus from which we professional Armstrongs and Godleys graduate. But some one must recognize that for the newcomer, who does not even speak the technical jargon, the present complication in the press merely confuses while it does not enthrall. For him there must be a Moses, leading him out of the wilderness with real facts, simply stated, with the fundamentals of this wonderful new art stated in terms of his understanding. Then, and then only, we will have common sense in radio.

## How to Be a Radio Salesman

(Continued from page 33)

book very quickly showed that they did, for the salesmen were given a commission in addition to their salaries. What was more important, however, they showed that he was not merely a machine connecting the shelves with the counter.

You have had the experience probably, of buying a collar in an emergency, when you needed only one because you had plenty at home. Yet the clerk tried to sell you half a dozen or at least two. Failing that he rattled off a list of shirts, socks, neckties and handkerchiefs. But not Charlie. He managed something like this:


A man dropped in for a socket to put in a new set. Without openly delaying about producing the type of socket asked for he took out of the case one of a more expensive make. "There's one with better contacts and better insulation on the base." Then without stopping he went after the kind the man specified. Seeing the good one first the other suffered by comparison. If the customer said he liked it, but it wouldn't fit there was no argument. The next shot:

"Have you got an amplifier for your set?" If not—"Here's a new issue of the 'Radio Wave' with some good dope on a two-step. You'll find there all the construction dope and a complete list of parts and prices. Better take this along so you'll have the article when you're ready to put on an amplifier.

"When you're ready to build it I can give you all the parts and help you out if there's anything that puzzles you. By the way if you haven't decided exactly on the details of your set look over that set of blue prints on the wall.

## Learn the Code at Home with the Omnigraph

"Just Listen—The Omnigraph will do the teaching"



THE OMNIGRAPH Automatic Transmitter will teach you both the Wireless and Morse Codes—right in your own home—quickly, easily and inexpensively. Connected with Buzzer, Huzzer and Phone or Sounder, it will send you unlimited messages, at any speed, from 5 to 50 words a minute. THE OMNIGRAPH is not an experiment. For more than 15 years it has been sold all over the world with a money back guarantee. THE OMNIGRAPH is used by several Depts. of the U. S. Govt.—in fact, the Dept. of Commerce uses THE OMNIGRAPH to test all applicants applying for a Radio license. THE OMNIGRAPH has been successfully adopted by the leading Universities, Colleges and Radio Schools. Send for FREE Catalog describing three models. \$14 to \$30. DO IT TODAY.

THE OMNIGRAPH MFG. CO.  
16B Hudson St. New York City

If you own a Radio Phone set and don't know the Code—you are missing most of the fun

When writing to advertisers please mention THE WIRELESS AGE

**Build Your Own  
Radio Set!**  
—It's Easy—with

**KARDON**


**RADIO UNITS**

There isn't any guess work in making receivers if you use Kardon radio units, because Kardon units come to you all assembled, wired up and TESTED ready to operate.

You can use Kardon units with any circuit and with any tuning devices.

Your just add the tuner you want.

And you are assured of 100% satisfaction with any Kardon products. They are absolutely guaranteed.



Kardon detector and two stage audio frequency amplifying unit. Mounted on sub-panel, sturdy spun-in sockets; smooth running rheostats and special circuit jacks. This can be used in any circuit and it is easy to mount in your set.

Recommended by experts.

**Mail the Coupon Now!**

KARDON PRODUCTS CO.  
101 Varick Street, N. Y. C.

Without obligations please send me the new Kardon Radio Unit catalogue.

Name .....

Address .....



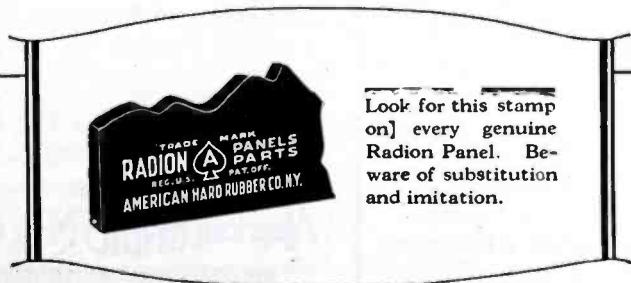
**Mahoganite has the  
Beauty of Polished  
Mahogany**

Mahoganite Radion Panels have a satin-like finish comparable to that which age and a skilled cabinet maker give to mahogany. Radion Dials and Knobs are also made in Mahoganite to match.

At all good dealers or write to

AMERICAN HARD RUBBER COMPANY, 11 Mercer St. N.Y.

**RADION**  
*The Supreme Insulation*  
**PANELS**



Look for this stamp on] every genuine Radion Panel. Beware of substitution and imitation.

# ANNOUNCING THE NEW DOUBLE CONE BEARING IN THE **THORDARSON** VARIABLE CONDENSER



**VERNIER PRICES**

13 Plate .00025 mfd.....	\$3.50
23 Plate .0005 mfd.....	4.00
43 Plate .001 mfd.....	4.50

**PLAIN PRICES**

13 Plate .....	\$2.00
23 Plate .....	2.50
43 Plate .....	3.00

The new double cone bearing of the Thordarson condenser combines smooth operation with rigidity. The possibility of side play is entirely eliminated. This is a metal bearing and will not wear out.

**OTHER FEATURES**

- 1) Completely shielded against body capacity and dust.
- 2) All plates accurately spaced by machine.
- 3) Single metal bearing secured to shielding plate without any dielectric.
- 4) Hard rubber insulation is used throughout.
- 5) Lowest possible zero capacity and dielectric loss.
- 6) Drilling template furnished with every condenser.

# THORDARSON ELECTRIC MFG. CO.

500 W. HURON STREET

CHICAGO, ILL.

They are for building the set you see at the end of the counter." If the customer went to look at the prints Charlie made a quick decision. If the man was going to buy the prints, and some more parts, he stayed with him, but if he expected the customer to glance over them, return, and say, "No, I guess that's all," he started with the next customer. However, he did not try to wait on two customers at a time letting first one stand around and then the other. Instead, with a second customer waiting for him, he had the regular "Good morning sir," and "if you can wait two or three minutes I'll be with you."

Think of your own feelings when you go in a store to buy. With all the afternoon ahead of you you become impatient if the clerk pays no attention to you, but if you are asked politely to stand by to be attended next though you may think the other man is slow in making up his mind you don't blame the clerk for keeping you.

Charlie's salesmanship succeeded because he never forgot that his salary came from the money he took in; that the goods were not in the store for exhibition or to be played with; and because he sold others as he liked to have others sell him. He soon had friends among the experimenters, but he seemed to discipline them in a way that made them respect him. Many people came to him for advice and suggestions. He told them what they wanted to know and usually sold a book which covered the points in question. He was friendly without being sociable. While watching everything loose on the counter he never appeared suspicious.

But unfortunately for us he soon outgrew his job behind the counter. Within a year he was back in Fort Worth, operating a store of his own. At least it is a store within a store. If you ask for the radio department at Stripling's you will find Charlie Farris on the job, the old smile and the bright "Good morning," still making friends, while parked behind the building is a snappy-looking Buick sedan waiting to take him home to lunch; for Charlie was one of those boys who in order to make a success of radio selling put in the work which success requires.

**Little Journeys Into Radio Computations.**

*(Continued from page 37)*

in the same units of meters, microhenries, and micro-microfarads. Now, if the inductance varies as the square of the number of turns, and the wavelength varies as the square root of the inductance, as shown by (7) and (8), then it follows that the wavelength varies directly as the number of turns. This affords a very useful short-cut in



**Entirely New Principle**  
Premier  
**MICROSTAT**  
Trade Mark  
**Super-Vernier Rheostat**

**\$3.00** Two windings in parallel—one 6 ohms—other 40 ohms. Absolutely and worth it noiseless. Infinite control. Handles any tube. Cap. 3 amp. Bakelite molded. Silver etched dial. Fully guaranteed. Ask your dealer. Get our Free Bulletin No. 92.

**Premier Electric Company**  
3809 Ravenswood Ave., Chicago

**CATALOG** E19-100  
PAGES  
FREE

**Latest Reflex and Neutro Dyne Circuits**

**EVERYTHING IN RADIO**

One of the largest complete stocks in the world. 40 diagrams of latest Hookups.

**DEALERS ALL OVER THE U.S.**

Making big profits handling our supplies. 24-hour service. Goods shipped same day order received.



**AMERICAN RADIO MFG. CO.**

**WHOLESALE RADIO DISTRIBUTORS**

Dept. U 6 West 14th St. Kansas City, Mo.

When writing to advertisers please mention THE WIRELESS AGE

WHOLESALE DISTRIBUTORS  
FOR

**Radiolas and Radiotrons**

Radio Corporation of America

Sales Dept., Suite 2066: 233 Broadway, New York

District Sales Offices:

10 South LaSalle St., Chicago, Ill.

433 California St., San Francisco, Cal.



**ILLINOIS**

Complete Radio Supplies  
**LYON & HEALY**  
*Visit Our Model Store*  
245 So. Wabash Ave. Chicago

**NEW JERSEY**

NATIONAL LIGHT AND  
ELECTRIC COMPANY  
Co-operative Merchandisers  
289-291 MARKET STREET  
NEWARK, N. J.

**NEW YORK**

LANDAY BROS.  
A Complete Stock of R. C. A. Merchandise Always on Hand  
311 Sixth Avenue, New York  
Retailed at the 7 Landay Stores

TUSCOLA RADIO SUPPLY  
STATION

Dependable Radio Apparatus  
TUSCOLA ILLINOIS

RADIO DISTRIBUTING  
COMPANY

Guaranteed Radio for Every Purpose  
8 WEST PARK STREET  
NEWARK, NEW JERSEY

**NORTH CAROLINA**

SOUTHERN RADIO CORP'N  
The South's Largest Exclusive  
Radio Company  
Located in  
"The Radio Center of the South"  
CHARLOTTE, N. C.

**MAINE**

ATLANTIC RADIO CO., Inc.  
Complete  Service  
21 TEMPLE ST., PORTLAND, ME.

TRI-CITY ELECTRIC CO.

52-56 Lafayette Street  
NEWARK, N. J.

**OHIO**

THE MILNOR ELECTRIC  
COMPANY  
Large Stocks—Quick Service  
129 GOVERNMENT SQUARE  
CINCINNATI, OHIO

**MARYLAND**

JOS. M. ZAMOISKI CO.  
19 NORTH LIBERTY STREET  
BALTIMORE, MARYLAND

**NEW YORK**

CONTINENTAL RADIO  
AND ELECTRIC CORP'N  
New York's Leading Radio House  
15 WARREN STREET  
NEW YORK

**PENNSYLVANIA**

General Radio Corporation  
10th and Cherry Sts.  
Philadelphia  
806 Penn Ave.  
Pittsburgh  
Special Service to Dealers on Radio Corporation of America Products, in Pennsylvania, New Jersey, Delaware, Maryland, District of Columbia, Virginia and West Virginia.

**MASSACHUSETTS**

ATLANTIC RADIO CO., Inc.  
Complete  Service  
727 Boylston St. Boston, Mass.

TIMES APPLIANCE CO., Inc.

Approved Radio Merchandise  
Wholesale Only  
145 WEST 45th ST. NEW YORK

**LUDWIG HOMMEL & CO**

10-24 PENNARD ST. PITTSBURGH, PA.  
**WHOLESALE EXCLUSIVELY**  
Hommel's Illustrated Encyclopedia of Radio Apparatus 235 E will be sent free to dealers. We sell to no others.

**MINNESOTA**

STERLING ELECTRIC  
COMPANY

MINNEAPOLIS, MINN.

DEALERS

Here  
you will find the  
R. C. A. DISTRIBUTOR  
who can serve you  
best

PENN ELECTRICAL  
ENGINEERING CO.

Westinghouse Agent Jobbers  
SCRANTON, PA.

**MISSOURI**

WESTERN RADIO CO.  
Dependable Merchandise  
from  
America's Greatest Manufacturers  
BALTIMORE AT FOURTEENTH  
KANSAS CITY, MO.

THE PHILADELPHIA ELECTRIC  
COMPANY SUPPLY DEPT.

130-32 So. Eleventh St.  
Philadelphia

Tie up to him



The



Midget

Actual Size

HOWARD



No. 1001

6 1/2, 25, 40, and 60 ohm Rheostat ..... 1.10  
Patd. 870,042

HOWARD



No. 1002

6 1/2, 25, 40 and 60 ohm Micrometer Rheostat.... 1.50  
Patd. July 10, 1923

HOWARD



No. 1003

200 Ohm Potentiometers 1.50  
400 " " " " 2.00  
Patd. 870,042

HOWARD



No. 1004

Multi Terminal Receiver Plug. Instantaneous connection for as many as six pairs of standard receiver tips..... 2.00  
Patd. Aug. 28, 1923

Where Space Counts Use the Howard Midget!

No need to worry about the "close quarters" in that small portable set. The Howard Midget is built especially for it—the base is only 1 5/8" in diameter.

The Howard Midget Rheostat is the last word in efficiency. It is a "vest pocket edition" of its big brother, the Howard Standard. Same accuracy, same materials and finish, same price. Nuff sed!

Ask your dealer to show you one

- 3 different resistances
- 6 1/2 ohms, 25 ohms and 40 ohms
- handles all standard tubes on the market.

Just the thing for your small portable set—works on big sets too—meets the long felt want for a reliable, small rheostat.

Write for booklet describing the Howard Line of Radio Products.

Discounts to the Jobbing Trade  
Enclose 2 cent stamp for booklet

HOWARD RADIO CO. Inc.  
4248 N. Western Ave. Chicago, U. S. A.

computation, for it means that when we have a coil of a known number of turns which has been found by test to tune to a certain wavelength, in order to reach a higher wavelength all that is necessary is to increase the turns in the same ratio. For example, given the trap described above, using a 25-turn coil and a 0.0005 mfd. (500 mmfd.) condenser, which can be used as a rejector up to about 300 meters, how many turns will be required to trap out marine stations on 600 meters, instead of amateurs? For the latter purpose the circuit must be capable of tuning to 700 meters maximum. The ratio of 700 to 300 is 2.33 approximately. The number of turns required is therefore 2.33 times 25, or 58 approximately. A 60-turn spiral will therefore fulfill the conditions. In the same way the required number of turns for any other wavelength may be found almost instantly.

For parallel plate condensers the case is different. The wave length, as we see from (7) and (8), varies as the square root of the capacity. The capacity of any system depends, in general, on the area between the surfaces. But in a parallel plate condenser the effective area increases directly as the total number of plates, minus one. Hence the wavelength goes up as the square root of the number of plates, and if we substitute for a 23-plate condenser one of the same size, but with 43 plates, the new maximum wave length will be only 1.41—the square root of 2—times the former. The subject of calculation of capacities is treated adequately in the circular on

<b>LOUD SPEAKER</b>		<b>HEAD SET</b>
<b>\$18.50</b>		<b>\$4.50</b>

"ROYALFONE"  
KING OF ALL



A complete loud speaker of superior qualities. Will reproduce music or speech with no distortion.

No extra batteries required. Will operate at one or more stages of amplification.

Comes complete with 6 foot cord. 24" high —14" bell—Crystalline Finish.

Loud Speaker Unit with special phonograph attachment \$8.00. Can be attached to any horn or phonograph arm.  
 We are the makers of the "Royalphone" King of All headset at \$4.50.  
**Royal Electrical Laboratories**  
 Newark, N. J. Dept. WA

Royalphone  
KING OF ALL

# RUSONITE

RADIO CRYSTAL

Entire Surface Sensitive  
The Recognized Standard Crystal Rectifier

Used all Over The World  
Hundreds of Thousands of Satisfied Users.  
Rusonite Has Revolutionized Crystal Radio Reception.

"THE PERFECT SYNTHETIC CRYSTAL"  
Guaranteed  
Price mounted 50c  
RUSONITE CATWISKER 14K. GOLD  
Supersensitive: will not oxidize  
Price 25c

Order from your dealer or direct from  
**Rusonite Products Corporation**  
15 Park Row, New York, N. Y.

## A Booklet You Will Want

By W. J. Merritt Garvey, of New York World's Radio Section, Handbook of Helpful Hints for Radio Set Builders, includes tables, charts, legends, statistics and carefully selected hook-ups with diagrams and full descriptions. Reading this interesting book we discovered Mr. Garvey recommended the FIL-KO-STAT. We bought an edition of the books and will gladly send a copy anywhere at handling cost 10c. postpaid.

**RADIO STORES CORPORATION, Inc.**


Sole International Distributors for

# FIL-KO-STAT

Filament Control of Infinite Adjustment.  
Dept. WA 12-218 West 34th St. New York.

When writing to advertisers please mention THE WIRELESS AGE





## HEATH'S Radiant Condenser

When you put *Heath Radiant Condensers* behind a panel, you can forget about them. They will *always* tune as perfectly as the day you mounted them. Absolute alignment is permanent, because the plates are protected against warping and buckling by the *Heath* process of stamping and tempering. Each plate is PERMANENTLY FLAT—

### Vernier with a Hairline Adjustment

Separate vernier adjustment—reducing gear meshed into teeth cut in rim of vernier plate. Ordinary adjustment reduced to infinite fineness. Absolutely positive adjustment—without backlash.

Write for illustrated booklet and name of the nearest Radiant Dealer.

#### LIST PRICES VERNIER TYPE

13 Plate including 2 1/2" dial and knob..... \$5.00  
25 Plate including 2 1/2" dial and knob..... \$5.50  
45 Plate including 2 1/2" dial and knob..... \$6.50

Jobbers and Dealers  
Write Immediately for Proposition

**HEATH RADIO & ELEC. MFG. CO.**  
203 First Street Newark, N. J.

Know what they are doing in Europe—Read

## The WIRELESS WORLD and Radio Review

Published monthly—\$5.00 per year

Keep in touch with the latest developments on the other side

Send orders to

**WIRELESS PRESS, INC.**  
326 BROADWAY N. Y.

# Special Notice

the New

# 1924

*Pathé*  
REG. U.S. PAT. OFF.

## LOUD SPEAKER

# Is Now On Sale



PRICE  
\$17.50

West of the  
Mississippi  
\$19.00

The new 1924 Pathé Loud Speaker is radically different in theory and construction design from any other loud speaker. It is scientifically perfect—the throaty voices of the horn have been finally done away with. The Pathé Loud Speaker actually reproduces distance signals clearly and without distortion.

It will add to your radio pleasure to find out the details of the new Pathé Loud Speaker. Step into your dealer's and see it, or write us today for free pamphlets and full particulars.

**PATHE' PHONOGRAPH & RADIO CORP.**

20 GRAND AVENUE, BROOKLYN, N. Y.

WESTERN SALES OFFICE—533 WABASH AVENUE, CHICAGO, ILL.

# NEW YORK COIL COMPANY'S RADIO PRODUCTS



All leaders everywhere in quality, ease of installing and utmost efficiency.

- |                   |  |
|-------------------|--|
| 11 plate \$1.50   | 23 plate, with Vernier attachment . . . \$3.50 |
| 23 plate . . 2.00 |  |
| 43 plate . . 3.00 | 43 plate, with Vernier attachment . . . \$4.50 |
| 3 plate . . 1.25  |  |


PRICE OF VERNIER CONDENSERS INCLUDE 3/2" HAND-SOME DIAL AND KNOB.

Greatest Condenser value ever offered.



Amplifying distortionless Transformers, correct for any tubes.

Price \$4.00



The New York Variable Grid Leak

Easily tops the field in precision, permanency, and efficiency.

Price, \$1.50



Mica Fixed Condensers

Of tested and permanent capacity, ranging from .0001 to .0006, 35c to 75c, of superior quality.

.00025 with Leak Mounting, 45c

Our Variometers and Couplers are large, full size instruments—correct for complete broadcast range.

VARIOMETERS \$3.50

180° COUPLER \$4.00

90° COUPLER \$3.50

## New York Coil Company

338 Pearl Street

New York City, N. Y.

Pacific Coast—MARSHANK SALES CO., 1240 S. Main St., Los Angeles, Cal.

"Radio Instruments and Measurements" mentioned above.

A word is in order about the general relation of mathematics to radio. Mathematics, being a specialized form of exact thinking, with its own rules and technique, is very distressing to many people. Just as many broadcast listeners are interested only in what radio can bring them, and refuse to bother with technical terms and procedures, so numbers of experimenters, who are trying eagerly to become competent technicians in the new field and are garnishing their conversation with so many engineering expressions that their friends can no longer understand them, balk at the exact statements and analyses which constitute practical mathematics. The position of the non-technical BCL's is, however, strictly logical; they demand the product and are willing to pay others to develop it. The experimenter who shies at an equation is in a much less tenable position. He wants to know how the thing works and why, and at the same time he discards the only means of definitely arriving at the answers to these questions. This gets him nowhere. There is no royal road to knowledge, and in order to solve physical problems one must use the specialized form of logic developed for that purpose. For most purposes, in the radio field, an acquaintance with simple algebra is sufficient. Whatever fourth dimensional calculus may be, algebra is not a forbiddingly difficult subject; anyone who really wishes to can learn it and make himself independent of the cumbersome analogies and picture puzzle devices which encumber the semi-technical press. Hydraulic analogies and the like have their place, and I do not mean to criticize their use, within limits, and as auxiliary methods of teaching; but outside of their proper sphere they merely complicate the problems they attempt to deal with. For those who are seriously interested the best procedure is to learn the proper method in the first place.

### Information Desk

(Continued from page 68)

terminals—two of which are marked "filament" and connected to the six-volt supply and the other marked "grid" which is connected to the slider of the potentiometer. (See 2.)

When the slider is adjusted to the midpoint of the resistance there is no voltage variation at this point. Therefore, if all return leads to the filament from the plate and grid circuits are connected to the slider, the voltage on these electrodes will not vary as would be the case if the return leads were brought to either side of the filament. It is not necessary to use a potentiometer;



## A Radio Position For You

There are many good radio positions awaiting trained men today. Commercial Operating, Radio Repairing, Merchandising and other departments of the business constantly seeking the trained man.

Ours is a recognized school. In operation 14 years.


### Y. M. C. A. Radio School

"Best Radio School in the East"

149 East 86th Street

New York

When writing to advertisers please mention THE WIRELESS AGE



# Big Savings on Laboratory Tested Radio Books



Pick out the books you want and  
Buy at these Rock Bottom Prices

Here is the greatest list of radio books ever presented. In this list are books that are known and used the world over.

Our stock room is overcrowded—we must reduce

the weight per square foot. This gives you the chance to buy these books at a tremendous saving. Take advantage of this opportunity to complete your radio library.

BOOK	AUTHOR	Regular Price	Class No.	BOOK	AUTHOR	Regular Price	Class No.
Practical Wireless Telegraphy	E. E. Bucher	\$2.25	35	Wireless Telephone—How It Works	Coursey	\$1.25	18
Vacuum Tubes	E. E. Bucher	2.25	35	Technical Instruction for Wireless Telegraphists	Hawkshead and Dowsett	3.50	55
Wireless Experimenter's Manual	E. E. Bucher	2.25	35	Elgie's Weather Book	Elgie	2.00	20
How to Pass U. S. Government Wireless Exams	E. E. Bucher	.75	10	Alternating Current Work	Shore	2.00	25
How to Conduct a Radio Club	E. E. Bucher	.75	10	Oscillation Valve	Penrose	.50	7
Alexanderson System	E. E. Bucher	1.25	18	1½ KW Ship	Penrose	.50	7
Radio Telephony	A. N. Goldsmith	2.50	37	Direct Current	Penrose	.50	7
Practical Amateur Stations	J. A. White	.75	10	Auto-Time Morse System	Perry	.75	10
Sound Method of Learning Code	J. A. White	.50	6	Magnetism for Home Study	Penrose	2.25	30
Acquiring the Code	Gordon	.50	6	Radio Directory and Call Book		1.00	12
Signal Corps Manual	J. A. White	2.25	30	1923 Year Book of Wireless Tel. & Tel. (Cloth)		6.00	80
Practical Aviation	J. A. White	2.25	30	1923 Year Book of Wireless Tel. & Tel. (Paper)		2.50	30
Prepared Radio Measurements	Batcher	2.00	30	Lessons in Wireless Telegraphy	Morgan	.35	3
Radio Inst. and Measurements Bureau of Standards		1.75	26	Operation of Wireless Telegraph Apparatus	Cole	.35	3
Experimental Wireless Stations	Edelman	3.00	45	Wireless Construction for Beginners	Morgan	.35	3
The Radio Pathfinder	Ranger	1.50	20	Experimental Wireless Construction	Morgan	.35	3
Elements of Radio Communication	E. E. Stone	2.50	40	Home Made Electrical Apparatus Vol. 1	Powell	.35	3
Mast and Aerial Construction	Ainsley	.75	10	Home Made Electrical Apparatus Vol. 2	Powell	.35	3
Construction of Amateur Valve Stations	Douglas	.75	10	Home Made Electrical Apparatus Vol. 3	Powell	.35	3
Crystal Receivers for Broadcast Reception	Harris	.75	10	Home Made Toy Motors	Morgan	.35	3
Continuous Wave Wireless Telegraphy	Eccles	8.00	120				
The Oscillation Valve	Bangay	2.75	40				
Elementary Principles of Wireless—Part 1	Bangay	1.75	25				
Your Broadcast Receiver	Harris	.75	10				
Standard Tables and Equations	Hoyle	3.25	50				
Wireless Telegraphy and Telephony	Dowsett	3.50	55				
Thermionic Vacuum Tube	Van De Bijl	5.00	80				
Radio Telephony for Amateurs	Ballantine	2.00	30				
Thermionic Valve	Fleming	5.00	80				
A. B. C. of Wireless	Harris	.30	.4				
Wireless Transmission of Photos	Martin	2.00	30				
Telephony Without Wires	Coursey	5.00	80				
Selected Studies in Elementary Physics	Blake	2.00	30				
Pocketbook of Notes, Formulae, Etc.	Fleming	3.50	50				
Operation of Vacuum Tubes in Radio	Brown	.35	4				
Pocket Dictionary of Radio	Ward	1.00	15				
How to Build Amateur Valve Sets	Coursey	.75	10				
Practical Wireless Sets for All	Harris	.75	10				
Amateur's Book of Wireless Circuits		1.00	15				

### HOW TO ORDER

Select the books you want. Add their class numbers together—multiply by five—that's the price you pay. The saving is evident at a glance. This is a real opportunity.

### THE WIRELESS AGE

Regular Price \$2.50 a year—Class No. 45

Postage outside U. S. 50 cents extra

Include a year's subscription with your order,

AND GET ANOTHER BARGAIN

Send all orders to

## WIRELESS PRESS, Inc.

326 Broadway

New York City

**NA-ALD**

**DE LUXE DIALS**

When phonographs were first made they were square boxes without ornamentation. Likewise the first dials—turned out in a laboratory—had hard straight lines for shape. Beauty is a later development. Na-ald dials have soft, graceful lines which make them very pleasing to the eye. They lead in both beauty and quality. They have the right grip for delicate, exact tuning.

Alden Manufacturing Company  
Largest makers of Radio sets and dials in the world.  
Burlingame, Mass.  
Dept. A 52 Willow Street.



No. 3003—4 3 in.  
35c. 3 for \$1.00

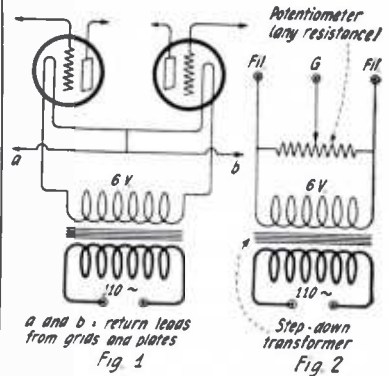
**EMPIRE**  
**OILED TUBING**

Real Radio Sets of today—the kind that last long and work best—are insulated with genuine Empire Oiled Tubing.

**MICA INSULATOR CO.**  
68 Church St. New York  
542 So. Dearborn St. Chicago  
Works: Schenectady, N. Y. 2030-F

the center or neutral point may be obtained by a center tap on the secondary of the transformer or by a suitable arrangement of the filament circuit as shown at (1). However, best results may be had by use of a potentiometer.

A few years ago we conducted numerous experiments with this arrangement and found that it was well to limit its use to one tube (preferably in a regenerative detector circuit) and that the filament should have slow heating qualities so that the rapid variations in filament supply would not appreciably affect its temperature, for otherwise the plate current would vary in accordance with the filament fluctuations. It was found advisable to have a condenser in the ground lead—or use a counterpoise—rather than a direct ground.



As to the practicability of this system we would hesitate to recommend its use to any but experimenters, especially as much superior results may be had with the "dry cell tubes" now on the market.

**Are "By-Pass" Condensers Necessary?**

Mr. Frank Johnstone of Chicago, Ill., writes: "In a recent issue of THE WIRELESS AGE, I notice several diagrams in which 'by-pass' condensers are not shown—why is this?"

They were omitted because they were not necessary. We have found, in countless experiments, that on the whole by-pass condensers are uncalled for—provided the low frequency output is located in the low potential side of the radio frequency section as it usually is. In reflex circuits the condensers spread here, there and everywhere are usually unnecessary as the writer has proved not only to himself, but to many people in radio.

Incidentally the omission of unnecessary parts is one of the main endeavors of the Technical Department.

**Storage Battery I. C. W. Transmitter**

Mr. H. E. Boyle of New York wants: "a diagram of an I. C. W. transmitter with a six-volt storage battery for the filament and plate supply."

We are showing on these pages a circuit diagram of a one-tube transmitting set using a "spark coil" operated from a storage battery for plate supply.

The inductance may be wound on a form 4 inches in diameter with 40 turns of No. 18 wire spaced about 1/16 inch. Taps are made from the plate end of the coil to the center at every other turn. The filament is connected to the center tap. The tuning condenser should be one that can safely stand moderately high voltages and should

**SOLID COMFORT**  
**Comes With The Use Of The**

**AUDIOPHONE**

TRADE MARK  
REG. U. S. PAT. OFFICE

because nothing is lost from the original broadcasting.

Not only is it easily possible to distinguish the words of the speaker, but also the minute gradations in pitch, timbre and quality of overtones which distinguish individual voices.

The Audiophone is complete and self-contained—needs no separate battery or other accessories—goes to you ready for use on connecting to your receiving set. It will prove a source of lasting pride and pleasure.



- Audiophone Sr. .... Price \$32.50
- Audiophone Jr. .... Price \$22.50



**Bristol One Stage Power Amplifier**

If greater volume is desired, over what you already obtain, use the Bristol One Stage Power Amplifier. No C Battery required.

Price \$25.00

**THE BRISTOL COMPANY**  
**Waterbury, Conn.**

Please send me without cost or obligation to myself, Bulletins Nos. 3006 and 3011-V on Bristol Audiophone and One Stage Power Amplifier.

Name .....

Street and No. ....

City.....State.....

When writing to advertisers please mention THE WIRELESS AGE



THE SYMBOL OF SERVICE

# CONTINENTAL

*"New York's Leading Radio House"*

## Announcement

As the constant and extensive growth of our wholesale business now requires the undivided attention of our entire organization we have discontinued all retail activities and our store at Six Warren Street was closed on January first, 1924.

Our present main office at Fifteen Warren Street, New York, will be enlarged and made ready for the still greater demands that we expect will be put upon it by our intention to Serve the Dealer with all our energy and ability.

**CONTINENTAL RADIO and ELECTRIC CORPN.**  
New York

2066Q

## CONTINENTAL RADIO & ELECTRIC CORPN.

Fifteen Warren Street

New York, U. S. A.



**Federal**  
Standard RADIO Products

You will marvel and be thrilled by the performance of

**Federal**

Radio Parts

Always

**Ideal Gifts**

Groups of Federal Radio Parts to make complete sets

Federal Telephone & Telegraph Company

Factory: BUFFALO, N. Y.

BOSTON  
NEW YORK

PHILADELPHIA  
CHICAGO

SAN FRANCISCO  
PITTSBURGH

LONDON, ENGLAND      BRIDGEBURG, CANADA

When writing to advertisers please mention THE WIRELESS AGE

# Establishing a New Horizon for Radio!

## MU-RAD RECEIVERS

MA-15

From the greater heights of this latest Mu-Rad achievement larger possibilities for radio entertainment are brought within your reach. The new Mu-Rad Receiver MA-15 combining the famous Mu-Rad simplicity of operation and selectivity, with loud speaker volume and clarity, is designed specifically for long

ranges, with only a two-foot loop. Well balanced appearance, Volt-meter for instant readings of "A" and "B" battery condition. Three stages of radio and two stages of audio frequency amplification, with detector. **Guaranteed Reception—1000 miles.**

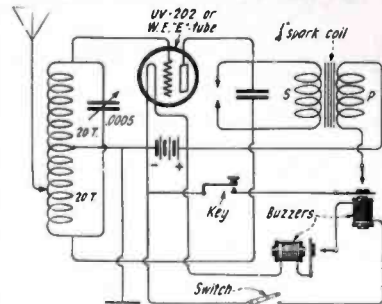
Write for Booklet

MU-RAD Laboratories, Inc.  
808 Fifth Ave.,  
Asbury Park,  
New Jersey



be of good electrical and mechanical design, of course. A porcelain tube socket is preferred.

Either a small 1/4-inch spark coil or a specially designed step-up transformer can be used in the plate circuit. The vibrator is screwed down tightly and two buzzers are arranged to make and break the primary circuit. By placing the key in the indicated position there is less chance of the contacts "sticking"; consequently a pleasingly smooth tone can be secured.



The value of the condenser across the secondary should be sufficient to reduce the plate voltage to a safe point; this can be determined experimentally by adding capacity till there is no "spark over" in the tube.

Connections to the secondary of the spark coil should be turned about for best results.

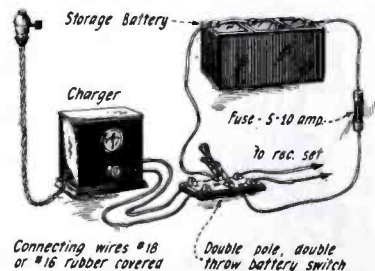
The equipment may be mounted on a hard wood base about 10 inches long and 8 inches deep. If desired the tuning condenser and switch (together with an 0-1 antenna ammeter) may be mounted on a small front panel. Wiring may be of No. 18 or heavier hard drawn copper wire.

Much additional construction and operating data on all types of modern C. W. transmitters may be found in "Radio Telephony for Amateurs" by Stuart Ballantine, published by The Wireless Press, New York.

### No Fussing With This Battery Switching System

Mr. O. W. Holmes of Dallas, Texas, writes: "Please publish a circuit diagram of a battery switching arrangement which will enable me to throw the 'A' Battery on or off charge instantly."

A suitable circuit is shown on this page. A double-pole double-throw battery switch is employed; the two center contacts are



Connecting wires #18 or #16 rubber covered Double pole, double throw battery switch

connected to the "A" battery with a fuse in one line. Two of the remaining contacts on the switch connect to the charger while the last two switch contacts are connected to the filament battery binding posts on the receiver.

## Natural Re-PRODUCTION



# Atlas

LOUD SPEAKER

Letters from enthusiastic owners reveal its superiority over ordinary loud speakers. The exclusive "double diaphragm" feature permits no distortion. Adjustable to your set and receiving conditions. Write for illustrated booklet "C." **\$25**

Hear the Atlas Loud Speaker

Ask your dealer for a demonstration. Submit it to any reasonable test. Get the proof NOW.

Multiple Electric Products Co. Inc.

Makers of Multiple TIME-LAG Mono Fuses

9 Orange St., Newark, New Jersey

Make Your Own Loud Speaker with THE ATLAS UNIT, with phonograph attachment..... **\$13.50**

(Unit without attachment \$12.50)

Sole Canadian Distributors: Marconi Wireless Telegraph Co., of Canada, Ltd., Montreal, Canada

When writing to advertisers please mention THE WIRELESS AGE



# Use HOMMEL SERVICE to build your radio business

Complete stocks of strictly high grade nationally advertised radio apparatus are constantly carried by this company to enable you to build your radio business on the right foundation. Your success is dependent largely on the products you sell, and your ability to serve your customers promptly.

Aligning yourself with the Hommel organization makes it possible for you to always have access to ample stocks of the leading lines of radio equipment without the necessity of tying up your working capital.

*Let us show you how you can advantageously use Hommel Service. Write for the Hommel Encyclopedia 246-E.*

- DISTRIBUTORS FOR Radio Corporation of America
- RCA**
- Westinghouse General Electric
  - Acme Aiwater-Kent
  - Baldwin Brandes Burgess
  - Chelsea Cunningham
  - Cutler-Hammer
  - Dublier Fada Frost
  - Freshman General Radio
  - Grebe Homecharger
  - Murdock
  - Remier Rhamsine
  - U.S. Tool Western Electric
  - And other leading manufacturers

## LUDWIG HOMMEL & CO

530-534 FERNANDO ST.



PITTSBURGH, PENNA

Get on the subscription list of THE WIRELESS AGE and be sure of getting your copy

*Approved!*



180° Straight Coupler No. 56

### A Real FISCHER Instrument

Wave length 550 meters, 14 soldered leads, straight wound stator on genuine bakelite tubing, bakelite rotor, Fahnestock spring clip connections, white metal mounting base, non-conductive adhesive, —in short a perfect coupler.

20 Diagrams \$275 Free with Each


For sale at your dealer's — otherwise send the \$2.75 directly to the manufacturer and you will be supplied postpaid.

**G. H. FISCHER & CO.**  
123 Liberty Street New York City

## The New WALNART Inductance Switch

List Price Complete with Dial \$1.25

Only with positive contacts can you get good reception. Switch points are unsightly and the contacts are poor. A Walnart Inductance Switch, 1-10 points, gives positive contact and better reception. Bakelite numbered dial shows exact position at all times.



Both instruments have Condensite Celoron bases, the perfect dielectric insulation. (Licensed under Bakelite patents.)



### WALNART Variable Grid Resistance List Price \$1.00

Gets the best results from every tube. Cleans up hissing and brings in signals clear and strong. Nothing to wear out, lasts a lifetime.

**WALNART ELECTRIC MFG. CO.**

1249 W. Van Buren St.,



Dept. 505

Chicago.

When writing to advertisers please mention THE WIRELESS AGE

TRADE **“ESCO”** MARK


GENERATORS — MOTORS — DYNAMOTORS — MOTOR-GENERATORS  
STAND SUPREME IN WIRELESS FIELD



**BATTERY CHARGER**  
Many sizes—with or without panels

This Special 4-Unit Set made for Wis. Dept. of Markets—the largest broadcasting station in existence. A 10 H. P. Motor—w/o 1000 V., 2000 W. Generators to operate in series, producing 2 0 0 0 V. and 4000 W. and one 12 V. 2000 W. Filament Current Generator.

Send for bulletin 237A listing over 200 combinations. We design and develop Special Apparatus for Special Purposes.



**DYNAMOTOR**  
Sizes to fit all requirements

Sold by Principal Dealers Everywhere

**ELECTRIC SPECIALTY COMPANY**

231 SOUTH STREET

STAMFORD, CONN., U. S. A.

Pioneers in Developing High Voltage Apparatus

**STATIONS WORKED AND HEARD**

Stations worked should be enclosed in brackets. All monthly lists of distant stations worked and heard which are received by the 10th of each month will be published in the next month's issue. Spark and C. W. stations should be arranged in separate groups.

**8YAE, 8ZE—OBERLIN COLLEGE, Oberlin, Ohio.**

- (1lajx), (1aqi), (1aze), (1bhk), (1biz), (1cki), (1il), (1ju), (1mp), (1zd), (2aco), (2anm), (2auy), (2ax), (2beo), (2bgd), (2bms), (2bqh), (2cfb), (2cqd), (2chq), (2cvj), (2bms), (2bqh), (2cfb), (2chq), (2cvj), (2cwj), (2cxl), (3ajg), (3bfs), (3bva), (3blc), (3cbl), (3cbv), (3cg), (3cn), (3sp), (3wf), (4eb), (4hs), (4jk), (4ml), (4mv), (5amh), (5gj), (5in), (5nl), (5uk), (6xb), (5zav), 6lm, 6cc, 6cz, 6gt, 6gr, 6if, 6ii, 6ka, 6kg, 6lv, 6sk, 6zh, 6zw, 6zv, 6aak, 6afq, 6akz, 6alk, 6aos, 6apw, 6arb, 6aru, 6avv, 6awt, 6bbc, 6bel, 6bck, 6bic, 6biz, 6bkc, 6bnc, 6bnc, 6bnt, 6boe, 6bqb, 6bua, 6buo, 6bum, 6bve, 6bvg, 6cbw, 6cdg, 6cdg, 6cfm, 6cgw, 6chl, 6cib, 6ckp, 6ckr, 6cmh, 6cmr, 6dlf, 6xad, 6zar, (x6tv), 6zba, (x6cf), 7abb, 7adr, 7afo, 7bj, 7co, 7hg, 7it, 7iw, 7ot, 7px, 7zg, 7zu, (9aav), (9adw), (9amz), (9ape), 9apf, (9aps), 9avs, (9awk), (9ayp), (9av), (9baz), (9bgi), (9bf), (9bhn), (9bkb), 9bji, (9bjl), 9bjk, (9brk), (9brt), 9bto, (9chn), (9clq), (9erx), (9cyf), (9daw), (9dc), (9dkv), (9dky), 9dqh, (9dxi), (9eak), (9ebt), (9ehm), (9ej), (9elq), (9mf), (9ot), (9zt).

Canadian—(2bn), (2gc), (3ia), (3xn), (3lm), (3om), 5cn, 5go.

**RAYMOND GROEBE, Elizabeth, N. J. (December).**

- 4ai, 4aq, 4ay, 4dl, 4eq, 4hs, 4ja, 4jz, 4ob, 4sm, 5aac, 5adh, 5ahj, 5aiu, 5ania, 5amh, 5bm, 5ek, 5er, 5ht, 5iu, 5kr, 5lr, 5na, 5nn, 5ov, 5qd, 5qw, 5vv, 5xk, 5xas, 6ajr, 6aol, 6avv, 6bfj, 6bqk, 6bua, 6bvs, 6cfz, 6cgv, 6chl, 6cmr, 6cnl, 6fp, 6lv, 6zh, 7adh, 7bj, 7co, 7lu, 7zd, 7zu, 9aar, 9apf, 9aqb, 9avn, 9avf, 9awd, 9bji, 9bg, 9boo, 9bri, 9bto, 9bzg, 9ccn, 9ccz, 9cga, 9ckm, 9cmk, 9czg, 9daw, 9dfh, 9dgi, 9did, 9dlm, 9dlw, 9dof, 9dq, 9ear, 9eca.

Canadian—1dd, 2am, 2be, 2bg, 2bn, 3nf, 3ni, 4cl.


**Practical Wireless Telegraphy**

By Elmer E. Bucher

More than 90,000 copies of this book have been sold—your copy is ready to be shipped.

Price \$2.25

**WIRELESS PRESS, 326 Broadway, New York**




**COPPERWELD ANTENNA WIRE IN CARTONS**

“The Ideal Radio Antenna”  
Strongest—Most Efficient—Best

**COPPERWELD LEAD-IN AND GROUND WIRE IN CARTONS**

Strong—Efficient—Durable—Inconspicuous  
Has the Underwriters' OK



100, 150 & 200 ft. per carton

25, 50 & 100 ft. per carton

The construction directions and Underwriters' regulations on the carton answer all questions

SAVE TIME — BUY IT IN CARTONS

**“COPPERWELD”**

MADE EXCLUSIVELY BY THE COPPER CLAD STEEL COMPANY

New York, N. Y.  
38 Church Street

Rankin, Pa. (Pgh. Sub.)  
Braddock Post Office

Chicago, Illinois  
129 S. Jefferson Street

San Francisco, Calif.  
403 Rialto Building

When writing to advertisers please mention THE WIRELESS AGE

**BUNNELL'S**


Best Place for Complete Radio Sets or Parts. We handle only reliable, high grade goods. Satisfaction guaranteed.

Send stamp for Catalog 45W

**J. H. BUNNELL & CO.**  
32 Park Place New York  
(Between Broadway and Church St.)



*A Variable Condenser,*  
*the plates of which*  
*actually vary in area—*  
*an engineering feat*  
*never accomplished*  
*before—giving especially*  
*fine adjustment for*  
*selective tuning*



For  
**Transmission or Reception**  
 The highest class Variable Condenser,  
**"FRESHMAN SELECTIVE"**  
 Mercury Variable Condenser

Will stand more than 5,000 volts.  
 Plates are dust and dirt proof, thereby  
 eliminating leakage which creates noises.  
 No plate vibrations—absolutely quiet.  
 Compact and attractive in appearance.  
 Mercury Plates give intimate contact with  
 Mica Dielectric.

*As Near 100% Efficient*  
*as a Variable Condenser*  
*Can be Made*

Do not confuse the "Freshman Selective" Mercury  
 Variable Condenser with any other heretofore on  
 the market.

All Types  
 .0003 m. f. (equivalent to 17 plate) **\$5**  
 .0005 m. f. (equivalent to 23 plate)  
 .001 m. f. (equivalent to 43 plate)

All Moulded Parts and Dial of the Finest Bakelite  
 At your dealer, otherwise send purchase  
 price and you will be supplied postpaid

**Chas. Freshman Co. Inc.**  
*Radio Condenser Products*  
 106 SEVENTH AVE., NEW YORK



**THE MEGOHMMETER**

Designed by engineers to test "PRE-  
 CISION" RESISTANCES. Accu-  
 rately measures any resistance between  
 .02 megohms (20,000 ohms and 12  
 megohms (12,000,000 ohms).

**Absolute Accuracy**  
 in  
**RESISTANCE UNITS**  
*Means Better Results in Reception*

A good resistance unit must be correct and  
 constant in value, and therefore silent in  
 operation. PRECISION RESISTANCE  
 UNITS meet these demands of the exacting  
 radio man who knows that the use of a  
 calibrated FIXED resistance of proper value  
 eliminates one unnecessary control and pro-  
 duces pure tone reception.

PRECISION UNITS, which are strictly  
 hand made and individually calibrated are  
 constructed with elements of fixed resistance.  
 After the moisture is removed they are  
 mounted and hermetically sealed in a glass  
 tube. Final inspection is then made and  
 each unit tested.

PRECISION RESISTANCE UNITS are  
 made in a wide assortment of values.

See them at your dealer's or write for  
 descriptive folder and price list.

**DAVEN RADIO COMPANY**  
 Radio Resistor Specialists  
 9 Campbell Street Newark, N. J.


**Perfection Condensers**



Here is a line of condensers of  
 real quality at a price that  
 makes them the best buy on  
 the market.

Hard Rubber Ends Vernier	Metal Ends Vernier
43-Plate..\$4.00	43-Plate..\$3.75
23-Plate.. 3.00	23-Plate.. 2.75
11-Plate.. 2.50	11-Plate.. 2.40

To The Trade  
 Write Today for Prices and  
 Discounts.



**Perfection Machine and Mfg. Works, 314 Market St., Newark, N. J.**

**An Easy Way**  
*to tune out Interference*

The FERBEND "Wave Trap"  
 Makes Every Night Silent Night

Get the station you want quickly. Listen in on the dis-  
 tant stations without annoying squawk-k-k-s or irritating  
 whistles. Listen like this St. Louis user: "Heard Ha-  
 vana clearly with three St. Louis stations broadcasting.  
 My receiver works like a new set. The 'Ferbend' is  
 certainly a wonder."

**YOU Can Obtain These Remarkable Results**  
 You can obtain results as satisfactory as this St. Louis user. If  
 you don't, it doesn't cost you a penny, for the "Wave Trap" is  
 sold with a positive guarantee that it will tune out your powerful  
 local stations. Don't wait. Order now at our risk.  
**SEND NO MONEY.** You need not send a penny. Pay Post-  
 man \$6.00 (plus postage). If you prefer, send \$6.00 with order  
 and Wave Trap is mailed postpaid. Money-back guarantee either  
 way. You see, you take no risk, so order TODAY.



Ferbend Wave Trap ready for mount-  
 ing. \$6.00.

Wave Trap mounted on formica panel  
 in mahogany finish cabinet 6x5x6 at  
 \$8.50 complete. Circular on request.

FERBEND ELECTRIC CO., 18 E. S.  
 Water St., Chicago.

Send me a Ferbend Wave Trap.  
 I will pay Postman \$6.00, plus post-  
 age. I understand you guarantee  
 Wave Trap to tune out our local sta-  
 tions or refund money.

Name .....

Address .....


**PERFECTONE**

As the name implies, its per-  
 fect tone enables the listeners  
 to visualize the radio perform-  
 ers and to feel their presence.

**PERFECTONE RADIO CORP.**  
 484 Broome St. New York



When writing to advertisers please mention THE WIRELESS AGE



## Announcing—

### A New Radio Frequency Transformer

—in a combination unit, consisting of transformer, tube socket and rheostat.

Especially designed for use in tuned radio frequency circuits—the most practical method of amplifying high (radio) frequency impulses.


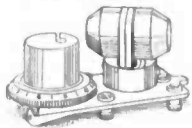
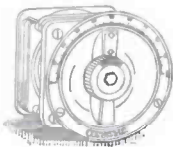
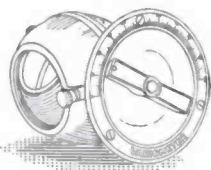
The trend toward radio frequency amplification is to be expected. Its advantages are many—long distance reception; the excellent results obtained with indoor aerials, and an entire absence of interference with neighboring receivers.

When incorporated in a tuned radio frequency circuit, this transformer amplifies efficiently at all wave lengths employed in present-day broadcasting.

All Eisemann units are matched one to the other, not only in their electrical co-relation but also in appearance, and, when assembled, present a harmonious whole.

Complete instructions for wiring are given, and the individual not deeply versed in Radio can build a receiver with assurance of results.

Catalog sent on request



**EISEMANN MAGNETO CORPORATION**  
 WILLIAM N. SHAW, *President*  
 38 Thirty-Third Street Brooklyn, N. Y.

*The choice of foremost Engineers for over 17 years.*

Sold by all dealers

**BRACH**  
 VACUUM  
**RADIO PROTECTOR**

Approved by the National Board of Fire Underwriters  
 Ask YOUR Insurance Agent

**L. S. BRACH MFG. CO.,**  
 Newark - New Jersey

**SOLDERALL**  
 Metal in Paste Form

Handy Tubes  
 Every Electrical Connection Needs  
 Solderall for Perfect Reception  
 The Only Convenient Metal Solder

**NA-ALD**

DE LUXE SOCKET

The laminated phosphor bronze contacts of the Na-ald De Luxe Socket, press firmly on both the ends and sides of tube prongs, keeping the surface clean and insuring clear reception.

Moulded of genuine Bakelite, this socket expresses the very highest quality in appearance and workmanship.

Write for "Why a Bakelite Socket" for further facts.

Alden Manufacturing Company  
 Largest makers of Radio sockets and dials in the world.  
 Springfield, Mass.  
 Dept. A 52 Willow Street.

DeLux Contact

Na-ald DeLux No. 400

**LISTEN-IN**  
 RADIO RECORD

REGISTERED U.S. PAT. OFF.  
 THE ONLY "LISTEN-IN" BOOK

KEEP A RECORD OF STATIONS HEARD, DIAL SETTINGS, RECEIVING CONDITIONS, ETC.

Flexible cloth binding. Gold stamping. 160 pages. Printed on Bond Paper. Contains introductory article "How to Receive Radio Broadcast," by Lloyd C. Greene, Radio editor Boston Globe. Many Radio Hints and Tips. Complete list of Broadcasting Stations and double page map of United States.

PRICE 75 cents

At Your Dealers or Sent Prepaid on Receipt of Price

**LISTEN-IN**  
 PUBLISHING CO.  
 112 MAIN ST.  
 CAMBRIDGE, MASS.

## Rainbow Multi-Plug and [8 ft.] Cable



### Eliminates All Binding Posts

Either panel or binding post mounting. Does away with unsightly wires. Leaves set free from live wires when not in use. Several binding post ends can be connected to different sets—using one plug and cable connected to batteries, etc.

Ideal for dealers—and experimenters.  
 Prices—Multi-Plug and Cable Panel Mounting Type, \$4.00. Binding Post Type, complete, \$5.00.  
 Write for illustrated folder of Howard B. Jones Radio Products.

**Howard B. Jones, 612 S. Canal St., Chicago, Ill.**

Face of Panel Mounting Showing Contacts.





The  
**“WELBILT”**  
**HORN**  
 Height, 22"  
 Bell, 10" diameter **\$7.00**

A Crystalline Finish in Black or Mahogany, with Black or Mahogany Base.

Sold on a Money Back Guarantee.  
**AT ALL LEADING RADIO DEALERS**  
 Sole Distributors  
**FRIEDLANDER-KOPPLE RADIO SERVICE**  
 149 Church St. New York  
 Tel. Barclay 9337, 4919

If you cannot get the Welbilt Horn at your dealer, write us and we will see to it that you are supplied.

**PARAGON DISTRIBUTORS**  
 —for—  
 Colorado, New Mexico, Idaho, Montana, Wyoming, Western Kansas and Utah  
 Complete Lines of Standard Apparatus



“Perfect Satisfaction” Write for our Price Bulletin Wholesale Only

**The Rocky Mountain Radio Corporation**  
 1512-1516 Broadway, Denver, Colo.

**TRESCO**  
 Licensed Armstrong U. S. Patent No. 1113149



A complete 3000 mile Armstrong regenerative tuner for \$25.00. Use it with any make bulb W.D. 11 or 12, or dry battery operation as well as storage battery. Portable set to use at camp or in your machine. Complete with bulb, batteries and phones, etc., \$37.50. Circulators free. This set received the Chicago American Regional Prize of \$350.00.

**TRESCO** Tri-City Radio Elec. Supply Co. Box 148, Davenport, Iowa



**Shielded**  
 from  
 Dielectric Losses  
 by  
 End Plates of Laminated  
**CONDENSITE-CELORON**  
**U. S. TOOL**  
**CONDENSERS**

Infinitesimally small dielectric losses in *U. S. Tool Condensers* because they are perfectly insulated. The end plates of *Laminated Condensite-Celoron* cannot retain moisture even on the surface. Non-porous, proof against all capacity leaks and non-warping so that plates are permanently aligned. One of the details that make it well worth your while to insist upon *U. S. Tool Condensers*.

Write for Booklet.

**U. S. Tool Co., Inc.**  
 113 Mechanic St., Newark, N. J.




Guglielmo Marconi, as he appears today. Signor Marconi is Honorary Chairman of the Radio Institute of America

**Train for the big Jobs in Radio**

There are big radio jobs waiting. Over 6,000 operators have already graduated from the Radio Institute of America. But the radio industry is just in its infancy. There are more demands for operators than there are trained men to meet the demand.

Conducted by the Radio Corporation of America, the Radio Institute offers the soundest instruction and the most logical means of employment after graduation. Write for information concerning our classes.

**Home Study Courses**

Conducted from New York City. Full instruction for those who cannot attend the San Francisco resident school.

- A. *Complete Home Study Course.* From beginnings of magnetism through code and commercial practice. Prepares you for U. S. operator's license.
- B. *Advanced Home Study Course.* For the advanced radio student and experienced amateur. Specializes in C. W., I. C. W., telephone and radio measurements.

Send the coupon for full information

**Radio Institute of America**  
 (formerly Marconi Institute)  
 Established 1909

Western District Resident School  
 New Call Bldg., New Montgomery St.  
 San Francisco, Cal.

**HOME STUDY DIVISION**  
 326 Broadway, New York City

Indicate by a cross X the course you are interested in:

Radio Institute of America,  
 326 Broadway, New York

Please send me full information about radio opportunities today, and your

**COMPLETE RADIO COURSE**

**ADVANCED RADIO COURSE**

Name.....

Address.....

**Small Ads of Big Interest**

Space in this department costs only 65 cents a line  
 Minimum space 7 lines  
 Payable in advance

AT LAST we have discovered a device which makes your 2 & 3 step Radio 75 per cent. clearer of set noises and static and which also gives tone quality. Send 25 cents for Diagram & Instructions, East Norwalk Radio Co., 24 Second Street, East Norwalk, Conn.

**RADIO GENERATORS**—500 Volt, 100 Watt \$28.50 each. Battery Chargers \$12.50—High Speed Motors—Motor-Generator Sets. All Sizes.  
**MOTOR SPECIALTIES CO.,** Crafton, Penna.

**MAKE \$120 WEEKLY IN SPARE TIME**  
 Sell what the public wants—long distance radio receiving sets. Two sets weekly pays \$120 profit. No big investment, no canvassing. Sharpe of Colorado made \$955 in one month. Representatives wanted at once. This plan is sweeping the country—write today giving name of your county. Ozark. 854 Washington Blvd., Chicago.

**LIGHTNING STRANGE BATTERY COMPOUND.** Charges discharged batteries instantly. Eliminates old method entirely. Gallon free to agents. Lightning Co., St. Paul, Minn.

When writing to advertisers please mention THE WIRELESS AGE

# Clear as a Silver Bell



O-T SILVERTONE TUBES

(Registered)

Will increase the signal strength of your set from 20 to 50 per cent.—and even to a greater degree when used as a NEUTRODYNE detector.

### Three Models

- O. T. 1A—2 to 4 volts, Battery Draw .15 amps. Price, \$6.00
- O. T. 9—2 to 4 volts, Battery Draw .06 amps. Price, \$6.50
- O. T. Power Tube—5 volts, Battery Draw .25 to .35 amps. Price, \$7.50

At your dealer or direct by mail. Write for complete literature.

Manufactured by DeForest Tel. & Tel. Co.

Exclusively for the

**O. & T. Electric Corporation**  
1819 Broadway, New York  
High class representatives wanted.

The O-T is the only genuine Silver-tone Tube. Fully guaranteed. Beware of imitations.



FANSTEEL  
**Balkite**  
PATENTS APPLIED FOR  
Battery Charger

has no vibrators, bulbs or moving parts and is entirely noiseless

The Fansteel Balkite Battery Charger for Radio "A" Batteries (6 volt) is an entirely new type of rectifier, based on the use of Fansteel Balkite, a new and rare metal developed for this purpose. It is entirely noiseless. It cannot deteriorate through use or disuse. It has nothing to replace, adjust, or get out of order. It cannot discharge or short circuit the battery, and requires no attention other than an occasional filling with distilled water. It will not overcharge, and cannot fail to operate when connected to the battery and line current. It is unaffected by temperature or fluctuations in line current. It is simple, efficient, and indestructible except through abuse.

If your dealer can't supply you, sent direct on receipt of price.

Price, \$18 \$18.50 West of the Rockies

Fansteel Products Co., Inc.  
Dept. 2-B North Chicago, Illinois

Dealers and Jobbers: The Fansteel Balkite Battery Charger does away with complaints and replacement troubles. Write for literature and discounts.

## CARTER Jack Switch



No. 2 \$1.00

A compact and durable Radio Switch, to open and close the "A" battery circuit, etc. Mounts same as Jack.  
A quarter turn of knob operates heavy phosphor-bronze contact springs.

Silver contacts. Westinghouse "Micarta" insulation.  
Furnished with "On and Off" name plate, knob and pointer.  
Made in four styles.

Ask your dealer



Write for catalog

Improve your set with an AmerTran



Send for Circular No. 1005

## STANDARD OF EXCELLENCE

for audio amplification  
With all tubes—In all stages

# AMERTRAN

TRADE MARK REG. U.S. PAT. OFF.

Its flat-top distortionless amplification curve assures a pure tone rendering of the full musical scale.

It amplifies in one stage from 30 to 40 times in the flat part of the curve, depending

on the tube constant—the amplification is approximately 5 times the tube constant.

Type AF-6; turn ratio 5:1. Price \$7. Ask your Electrical Dealer; or, sent carriage charges collect.

American Transformer Company, 179 Emmet St., Newark, N. J.  
Designers and builders of radio transformers for over 22 years

## Bradleystat

REGISTERED U.S. PAT. OFF.  
PERFECT FILAMENT CONTROL

## Bradleyleak

THE PERFECT GRID LEAK

## Bradleyometer

THE PERFECT POTENTIOMETER

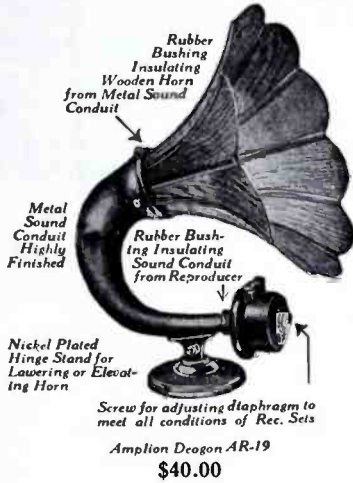
## Bradleyswitch

PERFECT BATTERY SWITCH

Allen-Bradley Co.

283 Greenfield Ave., Milwaukee, Wis.

# AMPLION



## The "AMPLION" Pedigree

In 1887—Mr. Alfred Graham demonstrated the first practical Loud Speaker.

In 1893—GRAHAM Loud Speakers placed upon the market.

In 1894—First used in the British Navy. Transmitters applied to Phonographs for Loud Speaker reproduction. Demonstrations by Prof. McKendrick at the Royal Society.

In 1896—Naval Telephones developed and adopted by the British Admiralty.

In 1898—Watertight Loud Speakers patented. Fitted on board many warships and mercantile vessels throughout the world. Telephonic Submarine Signalling System devised.

In 1902—Complete Loud Speaker installations on central battery plan erected on warships as sole means of communication.

In 1906—The most extensive naval installation to date, including exchange system fitted to British warship "Dreadnought."

Onwards—Graham Loud Speakers applied to all sorts and conditions of service in England and many other countries, ashore and afloat.

In 1919—No less than 12,000 ship installations carried out.

In 1920—"AMPLION" Loud Speakers produced for Wireless by Alfred Graham & Co., and "AMPLION" Trade Mark registered.

In 1922—"AMPLION" standardized by leading manufacturers of radio apparatus in all parts of the world.

In 1923—Amplion introduced into the United States and Canada.

"That's the clearest reproduction I have ever heard"

This is what one of America's leading radio engineers said when he heard the Amplion at the New York Radio Show in October.

And added to this wonderful clearness is volume and tone quality as yet unequalled.

Simple to connect, no extra battery needed. Insist on an Amplion demonstration before you purchase a loud speaker.

Patentees: ALFRED GRAHAM & CO.

SIGNAL ELECTRIC MFG. COMPANY  
Sole United States Distributors Menominee, Michigan

BURNDY OF CANADA, LTD.  
Canadian Distributors—172 King Street W., Toronto

# AMPLION

The World's Standard Loud Speaker



# The long-life tube!

Since their inception, radio vacuum tubes have been fragile. To knock or drop one incurred the expense of a new tube. But now there are

## Myers Tubes Practically Unbreakable

—so protected by their unique design that they have been dropped on the floor without injury.

But their sturdiness is only one feature. They are the most perfect detectors and amplifiers obtainable. Smaller capacity and no bunched leads mean less interference—more clarity and greater amplification. Actual tests, all over the world, have proved their supremacy.

Two types—Dry Battery and Universal (for storage battery). At your dealer's—or send price and be supplied postpaid. Write for free circuit diagrams.

**\$5.** EACH complete with clips ready to mount on your set; no sockets or extra equipment required.

**E. B. Myers Co. Ltd.**  
*Radio Vacuum Tubes*  
240 Craig St. W. Montreal, Canada



PATTERN No. 95

## RADIO TEST SET

- ¶ This radio set has been designed to meet the demands coming to us from serious experimenters, manufacturers and dealers in radio equipment and supplies, for a complete radio testing outfit.
- ¶ While the various ranges of readings permit making practically every test necessary in connection with radio receiving sets, it has been particularly designed for the taking of characteristic curves on vacuum tubes, the only extra equipment required being the batteries.
- ¶ The several instruments, any of which may be used independently, include an O-1.2 filament ammeter, an O-6 filament voltmeter, an O-120 plate voltmeter, an O-10 plate milliammeter and an 10-0-10 grid voltmeter.

Complete with instructions

**Price, \$75.00**

Send for Circular

**ORDER FROM DEALER**

Jewell Electrical Instrument Co.  
1650 Walnut St. Chicago

**New and Enlarged Edition**  
**HOW TO PASS U. S. GOVERNMENT WIRELESS LICENSE EXAMINATIONS**  
By Elmer E. Bucher      317 Questions and Answers      Price 75c.  
**WIRELESS PRESS, Inc.**      326 Broadway      New York



**Pacent Duoplug**  
Retail Price \$1.00

## Prizes and Cash for Hustling Boys

This Plug is only one of the many prizes you can earn by securing only one subscription to

*The America's Foremost Radiophono Review*  
**WIRELESS AGE**

(Bigger Prizes, too, for more subscriptions)

Write today for full particulars if you realize the chance you have to make good as our representative in your territory.

## CASH

for you if you prefer it.

Please send me your complete plan.

Name ..... Date.....  
Street .....  
City .....  
State .....

### The Armstrong Super-Regenerative Circuit

By **GEORGE J. ELTZ, Jr., E. E., A. I. E. E.**

Complete description of each of Three Circuits Invented by **MAJOR E. H. ARMSTRONG**  
52 Pages—21 Photos and Hook ups

**Price \$1.00**

**Wireless Press, Inc.**  
326 Broadway      New York

When writing to advertisers please mention THE WIRELESS AGE

IMITATED BUT NEVER DUPLICATED

**\$350**  
each



**DEPENDABLE**  
—for all new wave lengths

- Range 150 to 600 meters, tunes in all new high wave lengths.
- 180° type, gives double selectivity of ordinary 90° instrument.
- Tubes of genuine grade XX bakelite wound with single green silk covered wire.
- Angular movement of rotor gives super selective tuning with ease.
- Direct flexible leads to Fahnestock clips eliminate contact noises of spring contacts.
- Aluminum die cast frame reduces body capacity. For bench or panel mounting.

**VARIOMETER**  
Write for descriptive Specifications  
Dealers write for trade prices.

**Shamrock Manufacturing Co.**  
314-316 Market St. Newark, N. J.

**SHAMROCK**  
(FOR SELECTIVE TUNING)

**180° VARIO-COUPLER VARIOMETER**



**NOW—panel right!**

YOU have completed experimenting. You are satisfied at last with your hook-up. Now—panel it so that it will look well as well as work well! Have handsome, durable sides and top cut from this matchless material—

**bakelite dilecto**

(A Laminated Phenolic Condensation Material)

Withstands amazingly every kind of radio abuse. Unaffected by heat, cold, water, oil, steam, solvents and weather conditions. Highest in dielectric strength. Ask any radio dealer to obtain it for you, cut and drilled.

**THE CONTINENTAL FIBRE CO.**  
Factory: Newark, Delaware

Service on Bakelite-Dilecto (also Continental, Bakelite, Conite, Conter and Vulcanized Fibre) from:

NEW YORK Woolworth Building	CHICAGO 332 S. Michigan Ave.
PITTSBURGH 301 Fifth Ave.	SAN FRANCISCO 75 Fremont St.
LOS ANGELES 307 S. Hill St.	SEATTLE 1041 Sixth Ave., So.

Offices and Agents Throughout the World



**WARREN RADIO LOOP**

**Smallest Loop Antenna**

All the well known advantages of the loop aerial are intensified in the *Warren Radio Loop*. So small you can slip it into a coat pocket, yet as sensitive as a much larger outside aerial with all its defects. Absolutely accident proof. Write for the name of the nearest Warren dealer and our Bulletin containing latest hookups, TODAY.

Type A-737 (300-700 meters) 6 inches square—non-directional	.....\$10
Type A-7236 (175-1000 meters) 6 inches square—non-directional	.....\$12
Type B-2537 (300-700 meters) 18 inches square—directional	.....\$20
Type BL-2520 (200-18,000 meters) with honeycomb coil mounting. 18 inches square—directional	.....\$25

Send for Bulletin M-102

**V-DE-CO. RADIO MFG. CO.,** Dept W. Asbury Park, N. J.

**EXPERIMENTAL RADIO**

By R. R. RAMSEY, Ph.D.  
Professor of Physics, Indiana University

For Those Who Want to Know WHY  
The Only Book of Its Kind! Scientifically Correct!

Measurements, calibration, and adjustment of receiving and transmitting apparatus. How to make, use and calibrate a wave meter and know that it is correct. Tube characteristics, mutual conduction and amplification. Application of theory to practical operation. Weed out the poor tube or coil from your set. Adjust for minimum distortion. An efficient phone transmitter using the apparatus which all receiving fans have. The revised edition is a collection of over eighty experiments mimeographed.

Price, \$2.00, postpaid.

**University Book Store**      **Bloomington, Indiana**

**ACKERMAN RADIO LOUD SPEAKER**

Complete, Ready for Immediate Use **\$9.50** Delivered to the United States.



For the price of a headset you can have a loud speaker that actually speaks for itself. Not alone that, but a loud speaker superior to many of the much higher priced ones now on the market. Standing 21" high, with 11" bell and made of heavy metal, eliminating vibration, together with its special loud speaking unit, this speaker reproduces voice and music far beyond expectations. Finished in plain black or brown, also special alligator grain in black and green or black and yellow. If your local dealer is unable to supply you, send order direct to us and pay postman on delivery.

Sold on a money-back guarantee.

**Ackerman Brothers Co.,**  
Incorporated  
301 West 4th Street  
Dept. "WA"      **New York, N. Y.**

**VACUUM TUBES**  
In Wireless Communication

By **ELMER E. BUCHER**

The best text book on the market devoted solely to the various applications of the Oscillation Valve

**Price \$2.25**

**THE WIRELESS PRESS, INC.**  
326 Broadway      **New York**

When writing to advertisers please mention THE WIRELESS AGE

**PALL MALL PRODUCTS**




Pall Mall 180° Vari-O-Coupler—150-700 meters compact wonderful tuner—wound with green silk wire, "a coupler that makes a good set better." Price \$2.00. Ask for our new catalog and price list.

**ESSEX MFG. CO.**  
117 Mulberry St., Newark, N. J.

**Every Question ANSWERED for only \$1**

At last you have under one cover a Complete Radio Handbook



**JUST OUT 514 PAGES**

Compiled by **HARRY F. DART, B.S.E.E.**

Formerly with the Western Electric Co., and U. S. Army Instructor of Radio.

Technically Edited by F. H. DOANE

NO more need you turn from book to book, hoping to find what you want. It is all here, in 514 pages crammed full of every possible radio detail. Written in plain language, by engineers for laymen. Clears up the mysteries, tells you what you want to know. A complete index puts everything within your reach in a few seconds.

**IT EXPLAINS:** Electrical terms and circuits, antennas, batteries, generators and motors, electron (vacuum) tubes, every receiving hook-up, radio and audio frequency amplification, broadcast and commercial transmitters and receivers, super-regeneration, codes, license rules. Many other features.

**Under one cover.** Yes, it is all in one volume of 514 pages of clear type with hundreds of diagrams and illustrations. Takes the place of eleven or more specialized texts, each costing from two to ten times the dollar you pay for this single book. Belongs in every radio-equipped home, on every amateur's table.

Send \$1 to-day and get this 514-page I. C. S. Radio Handbook—the biggest value in radio to-day. Money back if not satisfied.

TEAR OUT HERE

INTERNATIONAL CORRESPONDENCE SCHOOLS  
Box 6023, Scranton, Penna.

I enclose One Dollar. Please send me—post-paid—the 514-page I. C. S. Radio Handbook. It is understood that if I am not entirely satisfied I may return this book within five days and you will refund my money.

Name \_\_\_\_\_  
Address \_\_\_\_\_

**\$8.00**



A phone plus a **FIBERTONE** makes a beautiful musical instrument.

The highest tonal quality undisturbed by either metallic noises or distortion is best obtainable with a fiber horn. This one factor is the reason for Fibertone's popularity. And the low price for such fineness is a sensation of the radio world. The beautiful crystalline finish of the Fibertone fits it for any place where the finer things of the home are seen. If your dealer cannot supply you, write direct.

**FIBER PRODUCTS COMPANY**  
38 Orange St., Bloomfield, N. J.


**FIBERTONE**  
RADIO HORN

**THE WIRELESS EXPERIMENTER'S MANUAL**  
By Elmer E. Bucher

Complete information regarding construction details of receivers and transmitters.

**Price \$2.25**

**WIRELESS PRESS**  
326 Broadway New York



**STATIC and Interference is reduced to a minimum**

**Better Reception with the NASSAU**

**LOOP TUNER**  
TRADE MARK

Pat. Pend. Price **\$35.00**  
Jobbers and Dealers write for Proposition

**Eliminates Aerial and Ground**  
**The Secret is in the Patented Winding**  
**1500 MILS ON LOUD SPEAKER**  
With 2 stages radio and 2 stages audio frequency amplification  
Write for Circular "W"  
Manufactured by  
**NASSAU RADIO CO., Inc.**  
60 Court St. Brooklyn, N. Y.

**Advertisers' Index**

Ackerman Bros. & Co.	93
Adams-Morgan Co.	72
Alden Mfg. Co.	82, 88
Allen-Bradley Co.	90
American Hard Rubber Co.	75
American Radio Association	95
American Radio Mfg. Co.	76
American Transformer Co.	90
Andra, F. A. D.	7
Bakelite Corporation	74
Bel-Canto	15
Brach Mfg. Co., L. F.	83
Brandes, C., Inc.	5
Bristol Company, The	82
Bunnell & Co., J. H.	86
Burgess Battery Company	17
Carter Radio Co.	90
Continental Fibre Co., The	93
Continental Radio & Elec. Corp.	83
Copper Clad Steel Co.	86
Crosley Manufacturing Co.	Fourth Cover
Cunningham, E. T.	Second Cover
Daven Radio Co.	87
Duubler Condenser Co.	71
Eisemann Magneto Corp.	88
Electric Specialty Co.	86
Electric Storage Battery	6
Essex Mfg. Co.	94
Fansteel Products Co., Inc.	90
Federal Telephone & Telegraph Co.	83
Ferbend Electric Co.	87
Fiber Products Co.	94
Fisher & Co., G. H.	85
Friedlander-Kopple Radio Service	89
Freshman Co., Inc., Chas.	87
General Electric Company	8
General Radio Co.	9
Goldschmidt Corp., The	1
Heath Radio & Electric Mfg. Co.	79
Hommel & Co., Ludwig	85
Howard Radio Co., Inc.	78
International Correspondence Schools	94
Jefferson Electric Mfg. Co.	70
Jewell Elec. Instrument Co.	92
Jones, Howard B.	88
Kardon Products Co.	75
Kellogg Switch and Supply Co.	11
Kennedy Co., The Colin B.	4
Magnavox Co., The	17
Mica Insulator Co.	82
Multiple Electric Products Co.	84
Mu-Rad Laboratories	84
Mylar Radio Co.	73
Nyers, F. B. Co., Ltd.	92
Nassau Radio Co., Inc.	94
National Carbon Co.	69
National Radio Inst.	3
Newman-Stern Co., The	95
New York Coil Co., Inc.	80
O. & T. Electric Corp.	80
Omnigraph Mfg. Co., The	74
Pacent Electric Co., Inc.	95
Pathé Phonograph and Radio Corp.	79
Perfection Machine & Mfg. Co.	87
Perfection Radio Corp.	87
Post Electric Co.	85
Precision Equipment Co.	76
Premier Electric Co.	76
Radio Corporation of America	Third Cover
Radio Corporation of America Distributors	77
Radio Institute of America	89
Radio Stores Corp., Inc.	78
Rocky Mt. Radio Corp.	89
Royal Elec. Laboratories	78
Rusonte Products Corporation	78
Saturn Mfg. & Sales Co., Inc.	95
Shamrock Mfg. Co.	93
Shaw Insulator Co.	10
Signal Electric Mfg. Co.	91
Small Ads of Big Interest	89
Thordarson	76
Trespo Tri-City Radio Elec. Supply Co.	89
U. S. Tool Company, Inc.	89
University Book Store	93
V-DE-CO Radio Mfg. Co.	93
Walwart Electric Co.	85
Wiener Wireless Specialty Co.	95
Wireless Press	81
Y. M. C. A. School	80

When writing to advertisers please mention THE WIRELESS AGE



**The New  
METALECTRIC  
SOLDERING IRON**

Operates on any electric current with the simplicity, ease and efficiency of a writing instrument.

An indestructible all-metal quality product with a worthwhile guarantee.

Accepted as the logical solution to radio soldering problems.

**\$5.50**  
"worth it"



Ample Heat—  
Interchangeable Tips—  
Handle always cool  
of your dealer or write  
**POST ELECTRIC CO., Mfrs.**  
Radio Division, 30 E. 42nd St.  
NEW YORK

**"RED-HEADS"**

HERE'S what we say about "Red-Heads"—they're EXTRA-ORDINARY radio receivers. We believe they're the best receivers on the market today. Superlatives are easy to say and hard to back up. Here's how we back up ours. WE GUARANTEE that you'll like "Red-Heads."

You take no risk in buying them. We'll refund your money plus postage if you don't agree with us after trial.

"Red-Heads" are the lowest priced, high-grade, aluminum-backed receivers on the market. Nine years of receiver experience are behind their quality.

**MODEL "F" \$6.50**  
Complete 3000-Ohm set with cord and head band; aluminum back; brown-red ear caps; small, light-weight; exquisitely sensitive and fine-tuned.

**"RED-HEAD" Jr. \$5.00**  
Complete 2000-Ohm set of new design; a remarkable production with the same workmanship and guarantee as on our standard Model "F".

Since 1915 Pioneers in Radio—year after year striving to achieve one purpose—better and better radio receivers.

**THE GUARANTEE**  
Money back if after 7 days' trial you're not satisfied that "Red-Heads" are the BEST receivers on the market at the price.

**The NEWMAN-STERN Co.**  
Dept. RD, E. 12th Street, Cleveland, O.



**IMPROVED!**

**No. 40 Universal Plug**

**50c.** The Patent "Forty," already popular as an efficient and low priced plug, has now been greatly improved by a new type of connector, greatly simplifying the method of connection. You need only to insert the cord tips and clamp the shells together to obtain a sure gripping contact. Connections are stamped to indicate polarity, and all metal parts are satin nickel finished.

**New Pacent Jacks**



61  
62  
63  
64  
65  
66  
67  
68  
69  
70

**Radio Instruments and Measurements**

CONTENTS

Part I. Theoretical basis of radio measurements. The fundamentals of electromagnetism. The principles of alternating currents. Radio circuits. Damping.

Part II. Instruments and methods of radio measurement. Wave meters. Condensers. Coils. Current measurement. Resistance measurement. Sources of high-frequency current.

Part III. Formulas and Data. Calculation of capacity. Calculation of Inductance. Design of Inductance coils. High-frequency resistance. Miscellaneous formulas and data. Full cloth binding, 320 pp. Fully illustrated.

PRICE \$1.75

**WIRELESS PRESS, 326 Broadway, New York**

There is an improved type Pacent Jack for every modern circuit.

61—Single open circuit \$0.60  
62—Single closed circuit .70  
63—Double circuit .80  
64—Heavy duty (loop) 1.00  
65—Three spring automatic .85  
66—Five spring automatic 1.00  
67—Seven spring automatic 1.00  
68—Four spring automatic, triple circuit 1.00  
69—Five spring special automatic 1.00  
70—Six spring automatic 1.00

Write for Catalog No. W 2

**PACENT ELECTRIC CO., INC**  
22 Park Place, New York

**The Saturn**

**"Above the Ordinary"**

**RADIO PRODUCTS**

**Automatic Plug**

Nothing to solder or take apart. Price List  
Cord terminals inserted, instantly gripped, a touch on the lever, instantly releases. Each Saturn Plug sealed to protect you. Guaranteed. **\$1**

**Perfect Jack**

Crowfoot offset and solder and flux on blades all ready for soldering. Best materials—Spring German silver blades, rounded corner brackets of nickel-plated brass, and sterling silver contact points. Quality throughout.

LIST PRICES  
No. 1 Single Circuit, Open .50c.  
No. 2 Single Circuit, Closed .55c.  
No. 3 Double Circuit, Closed .70c.  
No. 4 Single Filament control .75c.  
No. 5 Double Filament control .80c.

Write for Folder  
**The SATURN Mfg. & Sales Co.**  
48 Beekman Street  
New York, N. Y.



**WIENER**

**PHONES**

Dealers Write

**WIENER WIRELESS SPECIALTY CO., Inc.**  
21 Academy Street  
Newark, N. J.



**LEARN RADIO**

Here's your opportunity. Radio needs you. Win success in this fascinating field. Trained men in demand at highest salaries. Learn at home, in your spare time.

**Be a Radio Expert**

I will train you, quickly and easily, to design, construct, install, operate, repair, maintain, and sell all forms of Radio apparatus. My new methods are the most successful in existence. Learn to earn \$1,800 to \$10,000 a Year

**FREE** Wonderful, home-construction, tube receiving set, of latest design. Write for "Radio Facts" free. Engineer Mohaupt.

**American Electrical Association**  
Dept. R. 2 4513 Ravenswood Ave., Chicago

When writing to advertisers please mention THE WIRELESS AGE

# Amateur Radio Stations of the United States

## Supplementary List brought up-to-date from January WIRELESS AGE

### First District

- 1 AAA Edward Bosma, 458 Huntington Ave., Boston, Mass.
- 1 AAJ Raymond S. Brown, 338 W. Worcester, Worcester, Mass.
- 1 AAM John W. Nell, 10 Depot St., Hydeville, Vt.
- 1 AAN Arthur Fern, 12 Essex St., Hartford, Conn.
- 1 AAP Clifford A. Langworthy, R. D. No. 1, Westerly, R. I.
- 1 ACQ William D. Kelleher, 46 Kenwood Ave., Worcester, Mass.
- 1 ACY Richard G. Hiekenclerfer, 12 Gill St., Exter, N. H.
- 1 AEH Walter T. Silver, 200 King St., Bosconen, N. H.
- 1 AEI Charles P. Kenyon, 42 Bassett St., Providence, R. I.
- 1 AEL Lloyd R. Virkin, 270 No. State St., Concord, N. H.
- 1 AEE George D. H. Wood, 43 York St., Poutinney, Vt.
- 1 AEF Philip Shaw, 165 Hackmatack St., Manchester, Conn.
- 1 AFF William F. Manning, 35 Pond St., Natick, Mass.
- 1 AFL George J. Sanders, 66 Adelaide Ave., Waterbury, Conn.
- 1 AGA Delmar R. Gavitt, 8 Branch Ave., Eden Park, R. I.
- 1 AGN Wallace N. Adam, 193 Whitland St., E. Bridgewater, Mass.
- 1 AHB Alfred T. Turner, 62 Windsor Road, Waban, Mass.
- 1 AID Mildred S. Lorentson, 25 Braham St., Providence, R. I.
- 1 AIK Sherman E. Whiting, White Plains Rd., Trumbull, Conn.
- 1 AJC Harold J. Robinson, 10 Grice St., Greenwich, Conn.
- 1 AJK Arthur E. Linell, 207 Holden St., Worcester, Mass.
- 1 AJU William B. Smith, Jr., 72 Oak St., Manchester, N. H.
- 1 AKE Charles F. Robbins, 17 Taylor St., Keene, N. H.
- 1 AKO Henry L. Kitchner, 38 Laban St., Providence, R. I.
- 1 ALE C. Ramsdell, Jr., 185 Setauket, Setauket, Mass.
- 1 ALH Michael C. Quinn, 103 Rockland St., New Bedford, Mass.
- 1 ALV Frank A. Ferraro, 2 Boston Place, Hartford, Conn.
- 1 AMV Meyer I. Donn, 558 Garden St., Hartford, Conn.
- 1 APK Basil F. Cutting, 11 Forest St., Reading, Mass.
- 1 ARS Charles B. Graham, 18 Ashland Ave., Melrose Hills, Mass.
- 1 ASA Henry E. Metcalf, Box 216, Concord Road, Bedford, Mass.
- 1 ATH James F. Curry, 9 Bellows St., Albans, Vt.
- 1 ATB Everett B. Ives, 20 Myrtle St., Hills, Mass.
- 1 AUK W. L. Cassell, Y. M. C. A., Fall River, Mass.
- 1 AUL W. Dennison Hodges, 52 Main St., Concord, Mass.
- 1 AXA Ralph E. Pierce, 1B S. Spooner St., Plymouth, Mass.
- 1 ASQ Ransom H. Willard, 34 Summit Ave., Everett, Mass.
- 1 CFX Edward T. Haynes, 200 Bradford, Vt.
- 1 JY Francis G. Quinlan, 32 Russell St., Charlestown, Mass.
- 1 JZ Arthur M. Burr, 1 Lincoln St., Hingham, Mass.
- 1 LH Lewis M. Hiles, 70 Myrtle St., Somerville, Mass.
- 1 LM Frank E. McMaster, Billerica St., Chelmsford, Mass.
- 1 MP Ervin L. Crandell, 1254 Commonwealth Ave., Alhston, Mass.
- 1 NC Albert J. Franklin, 12 Packard Lane, Alhston, Mass.
- 1 NT Norman C. Theobald, 250 County St., Attleboro, Mass.
- 1 PY Bruce Boyd, 34 Wellington St., Longmeadow, Mass.
- 1 RSD Albert J. King, 202 Northrup, Edgewood, R. I.
- 1 TG James W. Kelly, 233 North, North Weymouth, Mass.
- 1 TN John A. Gillen, 2033 Andover St., Lawrence, Mass.
- 1 WC M. J. Ryan, 69 Notre Dame Ave., Manchester, N. H.

### CHANGES

- 1 AEJ F. C. Beekley, Silver Lane, Hartford, Conn.
- 1 AFZ William C. Bohn, 25 Blackstone St., Cambridge, Mass.
- 1 AIC Leo J. DeVincenti, 43 Adams St., Pittsfield, Mass.
- 1 AIU Guy R. Entwistle, 41 Pennysylvania, Somerville, Mass.
- 1 ANF Herbert P. White, 347 Humphrey St., New Haven, Conn.
- 1 AQA Harry Moore, 66 Highland St., Sharon, Conn.
- 1 BAN Benjamin B. Coleman, 360 Thatcher St., Milton, Mass.
- 1 BAS Kilian V. R. Lansingh, 245 Bellevue, Newton, Mass.
- 1 BGD Phillips E. Burke, 61 Rodgers Ave., Providence, R. I.
- 1 BHH Irving L. Weston, 63 Colonial Ave., Lynn, Mass.
- 1 BHG Edmund Howard, 76 High St., Waterbury, Conn.
- 1 BHO Albert H. Carr, Water St., Warehouse Point, Conn.
- 1 BHI Charles W. Wright, P. O. Box 43, Southbury, Conn.
- 1 BHF James Eildon, 47 Andover St., Fall River, Mass.
- 1 BJK Thurston L. Stetson, 51 West St., Elmwood, Mass.
- 1 CHX Harry H. Morrell, 543 Whalley Ave., New Haven, Conn.
- 1 CHV R. D. Pike, Alfred St., R. F. D. No. 2, Poland, Me.
- 1 EH R. D. Brewer, 16 Beach St., Newington, Mass.
- 1 EHI Elmar Rosen, 18 Kenneth St., Hartford, Conn.
- 1 FHI Rahma W. Pratt, 178 Haskell St., Westbrook, Me.
- 1 FHF Harold F. Southwick, 103 Green St., Fall River, Mass.
- 1 HX Boyd Phelps, 20 Rodney St., Hartford, Conn.
- 1 HV William J. Meekin, 408 E. Water St., Rockland, Mass.
- 1 JF Willard E. Edwards, 32 Cummings Ave., Winstons, Mass.
- 1 JC Frederick G. Sargent, Main St., Westford, Mass.
- 1 JH Clarence A. Rhodes, 64 Prospect St., Bridgeport, Conn.
- 1 LH Leo Jarrett, 129 Ford St., Lowell, Mass.
- 1 LS Ralph Y. Scott, 36 Bellevue St., Lowell, Mass.
- 1 ML Roland E. Burditt, 36 Green St., Greenwood, Mass.
- 1 MN George W. Hulsman, 5 Sanford St., Melrose, Mass.
- 1 NE John F. McMahon, 43 Putnam Ave., S. Norwalk, Conn.
- 1 NR Robert R. Davis, Suite 31, 524 Washington St., Lynn, Mass.
- 1 OV John F. Langmaid, 97 Phillips Ave., Beach Bluffs, Mass.
- 1 OW Nelson B. Slackpole, 139 Pratt St., Providence, R. I.
- 1 QY James L. Jenks, 209 Cotlar St., Pawtucket, R. I.
- 1 SS Rayburn F. Jefferson, 169 Washington St., Islington, Mass.
- 1 TK Merrill C. Orwell, Governors Ave., Medford, Mass.
- 1 UK Joseph H. Washburn, 57 Madison St., Cambridge, Mass.
- 1 UQ Roland S. Bruneau, 541 Main St., Somerville, Mass.
- 1 VC Richard Baer, 70 Ontario St., Pittsfield, Mass.

### Eighth District

- 8 AAT Ralph A. Ohle, Box 82, Hadley, Pa.
- 8 ABF Weldon B. Sanger, 24 W. Frames St., Columbus, O.
- 8 ACI Robert Schermerhorn, 227 Weldon St., Rochester, N. Y.
- 8 AEJ Charles W. Moran, 908 West Erie St., Grand Rapids, Mich.
- 8 AEN Harold D. Nye, 144 Columbia St., Schuylkill Haven, Pa.
- 8 AFB Earl P. Coventry, Main St., Cadysville, N. Y.

- 8 AGB Charles E. Montgomery, Ohio Ave., Midland, Pa.
- 8 AGD Frederick C. Fas, 1111 N. Y., Illon, N. Y.
- 8 AIG Stanley W. Kimble, 1648 Glenmont Rd., Cleveland, O.
- 8 AHW Donald A. Ploesser, 515 Smith Ave., Canton, O.
- 8 AIC Louis M. Mongreig, Schoolcraft, Mich.
- 8 AJK Ray C. Spence, 231 Huron St., Toledo, O.
- 8 AKT Frank R. Williams, 408 Franklin St., Syracuse, N. Y.
- 8 AOC Horace A. Carmalt, 198 Varnett St., Brookville, Pa.
- 8 ARG Victor L. Miller, 61 Park Ave., Brockport, N. Y.
- 8 ARO Ross Moorhead, Allen Township, R. F. D. No. 9, Findlay, O.
- 8 ARU Frank Foxall, 31 18th St., Buffalo, N. Y.
- 8 AYP Vincent M. French, Division St., Ashtabula, O.
- 8 AYY Rinaldo DeCola, 424 Allison St., Niles, O.
- 8 AZ J. E. Fetzer, care of Emmanuel Missionary College, Berrien Springs, Mich.
- 8 BCY Charles J. Kunz, 621 Sixth St., Wilson, Pa.
- 8 BJB Richard U. Cochran, R. F. No. 1, Ravestille, O.
- 8 BJW Edward Stiles, Holcomb, N. Y.
- 8 BKO Earl Rhodes, 629 S. Depester St., Kent, O.
- 8 BKS Andrews Radio Co., 59 Young St., Tonawanda, N. Y.
- 8 BLY Harry Greer, 1371 West Wayne St., Lima, O.
- 8 BMI Gregory Fernbach, 24 West River St., Wilkes-Barre, Pa.
- 8 BMJ Geo. A. Her. Lincoln Apts. No. 36, Lincoln Ave., Youngstown, O.
- 8 BML Meredith H. Hayes, 611 W. Locust St., Wilmington, O.
- 8 BMS Norman C. Hingrub, 158 Montana St., Buffalo, N. Y.
- 8 BXB Henry L. Ross, 108 Third St., West, O. City, Pa.
- 8 CCJ Geo. E. Mundschauer, Buffalo, N. Y.
- 8 CHY Max H. Edwards, 331 W. Bancroft St., Toledo, O.
- 8 CJG Lester W. Reimsnyder, 310 Woodlawn Ave., Youngstown, N. Y.
- 8 CLG Stuart H. Graham, 559 Cyrus St., Ionia, Mich.
- 8 CNE Itocco A. Benzo, 603 Third St., Ulca, N. Y.
- 8 CLK Frederick W. Dauber, Jr., 522 Carolyn Ave., Baltimore, Md.
- 8 CTC Harry L. Baltimore, 422 Main St., Duryea, Pa.
- 8 CUE Henry H. Brown, Jr., P. O. Box 773, Conneville, Pa.
- 8 DAB Don Arthur High School, Ann Arbor, Mich.
- 8 DBC Joseph J. Hazard, 37 State St., Saratoga Springs, N. Y.
- 8 DBJ Lewis Stuart Winans, 622 Burdick St., Kalamazoo, Mich.
- 8 DBU John B. Gordon, 2064 Carver St., Lawwood, O.
- 8 DBZ Norman W. Schmidt, R. R. No. 1, Dayton, O.
- 8 DCR Donald F. Starr, Box 15, Sinclair Ave., Steubenville, O.
- 8 DCV Edmond Schreengost, 412 East Francis Ave., Conneville, Pa.
- 8 DDV John L. Stiles, Rensselaer Falls, N. Y.
- 8 DET Walter H. Voster, 117 Lafayette, W. Detroit, Mich.
- 8 DFB Kenneth Hiberny, 825 No. 1, Fultons, N. Y.
- 8 DFJ Geo. Meltride, 611 Midland St., Bay City, Mich.
- 8 DFW Franklin D. Burdeno, 207 So. Jefferson St., Sturgis, Mich.
- 8 DGU Petoskey High School, Howard & State Sts., Petoskey, Mich.
- 8 DHB J. Milton Guston, 48 Evans St., Unontown, Pa.
- 8 DID Howard P. Gould, 753 Brookline Blvd., Pittsburgh, Pa.
- 8 DHD Leroy Thomas Fogarty, Union, Fulton, N. Y.
- 8 DHV Robert C. Simpson, 37 Cresson St., Pittsburgh, Pa.
- 8 DIW Leon F. Mill, 11211 Detroit St., Cleveland, O.
- 8 DKU William H. St. Clair, 2733 East 16th St., Cleveland, O.
- 8 DLI Walter A. McAllister, Parnassus, Pa.
- 8 DLN Robert W. McCracken, 46 So. Third St., Cuyahoga Falls, O.
- 8 DLU Patsy Labadie, 201 E. Myrtle Ave., Youngstown, O.
- 8 DLV Donald Miller, 748 Broad St., Conneaut, O.
- 8 DLW James R. Sunderland, 8 W. Hudson Ave., Dayton, O.
- 8 DLX Howard Vandervald, 325 Franklin, Grand Haven, Mich.
- 8 FE Arthur H. Benzee, Jr., 60 Westfield Rd., Exeter, N. Y.
- 8 FO Henry H. Joy, 21 E. 21st St., Genesee, Mich.
- 8 OF Albert H. Oldham, 55 Mt. View St., Akron, O.
- 8 OGD Dayton College, Dayton, Ohio, Stivers Bldg., Dayton, O.
- 8 QE Joseph T. Moore, 5915 Alder St., East 5th St., Dayton, O.
- 8 WO Lawrence H. Van Beclader, E. D. 4471 W., Jefferson St., Ecorse, Mich.
- 8 WW Robt. J. Haley, 589 Grant St., Buffalo, N. Y.

### CHANGES

- 8 AEZ William A. Herbert, 112 Westinghouse Ave., Wilmerding, Pa.
- 8 AHR John D. Huntley, 707 South Main St., Clyde, O.
- 8 APK Stanley Riemann, 1404 Mauss St., Cincinnati, O.
- 8 AYB Harry E. Frost, 32 Heusey Ave., Buffalo, N. Y.
- 8 BAO Wm. E. Marshall, 183 Bowe St., East Buter, Pa.
- 8 BH J. E. Adams, 40 Edison St., Buffalo, N. Y.
- 8 BZM Karl A. Helman, 3340 Clarendon Rd., Cleveland Heights, O.
- 8 CAZ Joseph C. Fountain, 2122 Griswold St., Port Huron, Mich.
- 8 CEP Dallas Wise, 9187 Falcon Ave., Detroit, Mich.
- 8 DBX Paul Renton, 1009 Ann St., Honesdale, Pa.
- 8 FE Arthur H. Benzee, Jr., 60 Westfield Rd., P. O., Exeter, N. Y.
- 8 GI Harold L. LeVanway, 241 E. Saginaw, Lansing, Mich.
- 8 II Percy W. Lister, Oakwood Blvd. and Allen Rd., R. F. D. No. 2, Dearborn, Mich.
- 8 JP Oscar A. Chamberlain, 143 Bowe St., Buffalo, N. Y.
- 8 UX D. A. Hoffman, 1923 E. 70th St., Cleveland, O.

### SPECIAL

- 8 XAN Charles F. Nichols, Elm St., Webster, N. Y.
- 8 XAP West Penn Power Co., 14 Wood St., Pittsburgh, Pa.
- 8 XAS Henry B. Joy, 301 Lake Shore Rd., Grosse Pt. Farms, Mich.
- 8 XAY Crosley Mfg. Co., Colerain and Alfred Sts., Cincinnati, O.
- 8 XDA Penna. Power & Light Co., 802 Hamilton St., Allentown, Pa.
- 8 XBC Penna. Power & Light Co., 802 Hamilton St., Allentown, Pa.
- 8 XBE Alfred R. Marcy, 115 W. Raynor Ave., Syracuse, N. Y.
- 8 XBF Partridge, Henry James, 135 Broadway Ave., Dover, O.
- 8 XBG Doubleday-Hill Electric Co., 719 Liberty Ave., Pittsburgh, Pa.
- 8 XBI Thomas W. Scott, 401 Cedar Ave., Conneville, Pa.
- 8 XBJ Michigan Limestone & Chemical Co., Rogers City, Mich.

- 8 XF Kalamazoo College, Kalamazoo, Mich.
- 8 XG Willard Storage Battery Co., 246-248 13th St., Cleveland, O.
- 8 XN Federal Tel. & Tel. Co., 1738 Elmwood Ave., Buffalo, N. Y.
- 8 XO Westinghouse Elec. & Mfg. Co., Cleveland, O.
- 8 XP Westinghouse Elec. & Mfg. Co., Cleveland, O.
- 8 XQ Rochester Gas & Elec. Co., 34 Clinton Ave., No., Rochester, N. Y.
- 8 XR Entekin Elec. Co., 321 W. 10th St., Columbus, O.
- 8 XS Westinghouse Elec. & Mfg. Co., E. Pittsburgh, Pa.
- 8 XY West Penna. Power Co., 14 Wood St., Pittsburgh, Pa.
- 8 ZAB Carl P. Goetz, 1128 Atwood Ave., Cincinnati, O.
- 8 ZB Chas. S. Taylor, 598 Masten St., Buffalo, N. Y.
- 8 ZC Ralph E. Humes, 834 Jefferson St., Springfield, O.
- 8 ZD Everett Thatcher, 263 Elm St., Oberlin, O.
- 8 ZE Alvin L. Anderson, 17 E. Liberty St., Hubbard, O.
- 8 ZJ Elmer W. Reese, 1001 W. Washington St., Ann Arbor, Mich.
- 8 ZK F. I. Phippens, 136 1/2 W. Grand River Ave., E. Lansing, Mich.
- 8 ZM Edward B. Landon, 130 Ave. F, East Pittsburgh, Pa.
- 8 ZO Geo. M. Withington, 316 Fifth St., Marietta, O.
- 8 ZR Roy R. Palmer, 331 North Penna. Ave., Marietta, Mich.
- 8 ZT James H. Hampton, 26 Mechanic St., Pontiac, Mich.

### TECHNICAL AND TRAINING

- 8 YAH College of Wooster, Wooster, O.
- 8 YAI Duquesne University, Hurst St., Pittsburgh, Pa.
- 8 YAJ Paul Carroll, 611 Pierce St., Cincinnati, O.
- 8 YB Success Vocational School, Seneca and Hydraulic Sts., Buffalo, N. Y.
- 8 YC College of the City of Detroit, Cass and Warren Sts., Detroit, Mich.
- 8 YY Antioch College Dept. of Physics, Yellow Springs, O.

### Ninth District

- 9 CEJ Cecl P. Meek, 4536 Woodlawn Ave., Chicago, Ill.
- 9 CFF Lawrence College, Dept. of Physics, Appleton, Wis.
- 9 CFI Indiana University, Campus, Bloomington, Ind.
- 9 CJC Charles E. Erbslein, VIII, Olivet, R. F., Elgin, Ill.
- 9 NO Lloyd V. Johnson, Woodhull, Ind.
- 9 ABL Harold W. Clark, 2805 Lafayette St., Ft. Wayne, Ind.
- 9 ACJ Walter L. Maxlow, 2421 E. 62d Ave., Atlantic, Iowa
- 9 AEE Victor E. Kramitz, 154 Sherman St., Milwaukee, Wis.
- 9 AEF Alfred F. Chauland, 106 W. North St., Indianapolis, Ind.
- 9 APC Hal Benson, 1182 Ninth St., Morrill, Kans.
- 9 AQP Chester L. Bailey, 1182 Ninth St., Huron, S. Dak.
- 9 ARB Haver Thorne, 3850 Holden Ave., Chicago, Ill.
- 9 AXM Robert L. Marlowe, 2155 1st St., Albany, Ind.
- 9 AXZ Ralph Price, 802 E. Elm (Elm St.), Jefferson City, Mo.
- 9 AXX Homer W. Genauet, 726 S. Anna St., Pipestone, Minn.
- 9 BBS John C. Rapp, Third, 3rd Poplar Ave., Atlantic, Iowa
- 9 BAH John Lundberg, 307 W. 5th St., Topeka, Kans.
- 9 BBA Vincent Bamer, 308 W. Second St., Washington, Kans.
- 9 BDC Kurt Hock, 4727 Louisiana Ave., St. Louis, Mo.
- 9 BHB Carl Hanson, 924 1/2 15th Ave., E. Moline, Ill.
- 9 BBW Robert Pokue, 2155 1st St., Monroe City, Ind.
- 9 BBT W. C. Wharton, 2000 S. Lucas, N. Dak.
- 9 BML Clarence A. Ryan, 803 School St., Waukegan, Wis.
- 9 BPC Joseph C. Miller, 702 W. Lyon St., Marshall, Minn.
- 9 BRH Alfred M. Lucking, 1821 1/2, Perham, Minn.
- 9 BRT Bob S. Vienne, 2421 E. 62d Ave., Atlantic, Iowa
- 9 BTK William Oiscard, 838 Bartlett Ave., Milwaukee, Wis.
- 9 BYR Kenneth W. Duck, Waterloo, Minn.
- 9 BZB Arthur G. Peck, 401 Bates Ave., St. Paul, Minn.
- 9 BZC Hilary Doehrer, 2165 E. 10th St., Chicago, Ill.
- 9 CJB Burdette Redding, 455 E. Park Drive, Huntington, Ind.
- 9 COP John P. Werk, Mulberry, Kans.
- 9 CRJ Bernell Blaine, 721 Medary Ave., Brookings, S. Dak.
- 9 CBY Louis Bruchals, 2164 Poplar Ave., Chicago, Ill.
- 9 CXX Earl E. Humbaugh, 920 Chandler St., Danville, Ill.
- 9 CEF Wm. & Donald Bottenhorn, 1130 Nelson St., Forest Wayne, Ind.
- 9 EKF Idean H. Paulson, 13 Second St., Butte, Mont.
- 9 AE Robert N. James, 309 Lin St., Boone, Iowa
- 9 IIL Harold S. Lewis, 323 Wesley Ave., Oak Park, Ill.
- 9 IIM Hilary Doehrer, 2165 E. 10th St., Chicago, Ill.
- 9 IMA Graceland College, Lamoni, Iowa
- 9 SG Charles E. Atchison, 6274 Famous Ave., St. Louis, Mo.
- 9 AAY John M. Hodge, 820 N. Main St., LaFayette, Ind.
- 9 ABK James H. Leach, 5345 N. 8th St., Minneapolis, Minn.
- 9 ACJ Frank E. Young, 2302 Alden Ave., St. Paul, Minn.
- 9 AFB Harry Bottrell, Bessemer, Mich.
- 9 AFS John M. Meyer, Wauzeka, Wis.
- 9 ABL Louis Milstein, 1115 St. Louis Ave., Chicago, Ill.
- 9 AIS Edwin A. Stumpf, 3661-a Humphrey St., St. Louis, Mo.
- 9 AJK Arnold C. Mason, 4953 Park View Place, St. Louis, Mo.
- 9 AJO Fred D. Doyle, 2118 N. Clark St., Chicago, Ill.
- 9 AKG Charles B. Griffith, Jr., 1823 Pearl St., Denver, Colo.
- 9 AMN Harold E. Church, 1540 N. La Salle St., Chicago, Ill.
- 9 AOK Arthur V. Crane, 6035 Spaulding Ave., St. Louis, Mo.
- 9 AOM Walter J. Rabe, 1012 B. 4th Ave., Maywood, Ill.
- 9 APL Frank J. Sadlek, 1428 23d St., Des Moines, Iowa
- 9 AQL Charles M. Morkensen, 1200 Villa St., Racine, Wis.
- 9 AQR Oliver P. Stumpebaum, 1419 Loran St., Marinette, Wis.
- 9 AQS Gilbert C. Kellersman, 36 N. Elm Ave., Webster, Groves, Mo.
- 9 ARS Ansel A. Searies, 1826 N. 18th St., Omaha, Neb.
- 9 ASK Lester W. Landt, 1513 Belmont Ave., Chicago, Ill.
- 9 ASO Guy Hall, Fairfax, Iowa
- 9 AVX James E. Vaux, Sweet City, Iowa
- 9 AWB Chronicle Publ. Co., 415 S. Washington St., Marion, Ind.
- 9 AYD Elvin A. Grulhke, 518 W. 10th St., Stout Falls, S. Dak.
- 9 AYR Cyril E. Cornwell, 330 Walnut St., Osasco, Iowa
- 9 AYT Gordon Knox, 3615 S. Benton St., Kansas City, Mo.
- 9 AYU Seymour D. Pursell, 1006 Stoughton St., Urbana, Ill.
- 9 AZC Charles R. Shaffer, 3112 S. Harrison St., Wayne, Ind.
- 9 BAY Roy N. McCord, Hayward Indian Schl., Hayward, Wis.
- 9 BCC Fred G. Hetherington, Valley Mills, R. R., Box No. 135, Indianapolis, Ind.

# Insulation

Manufacturers:  
Put your problems up  
to us. We can help  
you reduce your costs.

When the air is packed with music  
And the DX test is going strong  
There's a heap of comfort just in knowing  
That things simply can't go wrong.  
You're hooked up right and proper  
And your set is at its best  
Ins'lated with BAKELITE-DILECTO  
That has met your every test.  
So fire up the corn-cob and take a-hold your key  
Go after that DX record and send across the sea.

(with apologies to Velvet Joe)

*When There's a real job of long  
distance work to be done*

## BAKELITE-DILECTO

THE INSULATION THAT PERFORMS THE PROMISE

*Will help you do it perfectly*

Insist on the genuine BAKELITE-DILECTO. There is only one.  
Made in sheets, rods, tubes and special shapes.

OUR OTHER Continental-Bakelite } Comes in sheets, rods,  
PRODUCTS Vulcanized Fibre } tubes and special shapes.

CONITE Comes in sheets or rolls  
from .0005" to .020" thick.

### THE CONTINENTAL FIBRE CO.

NEWARK, DELAWARE

233 Broadway, New York  
75 Fremont Street, San Francisco, Cal.  
301 Fifth Avenue, Pittsburgh, Pa.

332 S. Michigan Avenue, Chicago, Ill.  
411 S. Main Street, Los Angeles, Cal.  
85 Plymouth Ave., S., Rochester, N. Y.  
1927 First Avenue S., Seattle, Wash.


# TO RADIO DEALERS

## About the Scarcity of Goods

*What Are The Reasons?* First, the demand exceeds the supply—manufacturers are constantly increasing their production, but demand has been increasing even faster.

Second, the situation is not being helped by most jobbers, due to the fact that they are also *retailing*, which of necessity causes them to withhold goods in order to meet their own consumer demand.

*What Can You Do?* Supply will catch up with demand within the next few months—but you want goods now as well as in the future; therefore deal with a jobber whose business is to supply dealers only. Ludwig Hommel & Co., looks to the dealer for its orders. Its interest lies in giving to the dealer the service and goods that will help him in his business. Ludwig Hommel & Co., is not a retailer—it is one of the largest jobbers of radio supplies in the country, distributes the products of the best manufacturers (see list below), and even under present conditions is ready to supply most of the dealers' needs promptly.



**RADIO CORPORATION MAGNETIC MODULATORS**—Make a phone set out of your C. W. set by adding one Magnetic Modulator and a Microphone. \$0.50, \$12.00 and \$17.00 List.

*Distributors for:*

Radio Corp. of Am.	Acme
General Electric	Signal
Westinghouse	Rhamstine
Murdock	Kellogg
Fada	Holtzer-Cabor
Remler	Connecticut
Frost	Burgess
Brandes	Hipeo
Pacnet	Homcharger
General Radio	Brach
Radio Service	Chelsea
De Forest	Arkay
Baldwin	Clapp-Eastham

and other leading manufacturers.



**LOUDSPEAKER HORN**—Make your own Loudspeaker at nominal cost. Use one of the phones of your head set or a single phone. Price within the reach of all. \$5.00 List.



**WESTINGHOUSE VOCAROLA**—The best Loudspeaker on the market. Why pay a fancy price? No storage battery required. By connecting three or four "K" batteries (instead of the usual two) in the plate circuit of your last amplifier, you get better results than with any other Loudspeaker. Speech and music reproduced free from distortion. \$30.00 List.

**TELEPHONES**

Murdock 56—2000 ohms	\$ 5.00 List
56—3000	6.00
Frost —2000	5.00
—3000	6.00
Connecticut—2000	6.00
—3000	7.00
Brandes Superior	8.00
Navy	11.00
Kellogg	10.25
Baldwin Type C	12.00
Type E	13.00
Type G	15.00
Holtzer-Cabor	8.00

**TESTED CRYSTALS**—Especially recommended for phone reception. Every crystal carefully tested and guaranteed sensitive. \$0.25 List.

*A Personal Word*

Ludwig Hommel & Co., is an institution built to endure on the principles of fair prices, quality, and service—the same principles on which I founded the organization and on which I have built for the past 16 years. Every order received, whether large or small, from recognized dealers, receives the same careful attention. No transaction is considered complete which does not carry with it the absolute satisfaction of the customer. On this basis, Ludwig Hommel & Co. solicits your business.

**Ludwig Hommel.**



**VACUUM GAP PROTECTOR**—Approved by National Board of Fire Underwriters. Far superior to lightning switch, and safer because always in circuit for lightning protection. \$2.50 List.

# LUDWIG HOMMEL & CO


530-534 FERNANDO ST.

PITTSBURGH, PENNA



# Push! — Pull!

## AMPLIFICATION for Quality and Volume



In a search for an amplifier combination which would give the maximum in quality and volume, the push-pull method has proved particularly satisfactory.

While push-pull transformer coupling does not increase the amplification per stage, the maximum undistorted power output is greatly increased. The reason for this is that distortion due to tube overloading cancels out, permitting a greater output from each tube than would be possible if the tubes were used as in other methods of coupling. A further advantage of push-pull amplification when using an A. C. filament supply is that hum voltages also cancel out, rendering the amplifier very quiet.

The type 441 unit with two type 171 power tubes having a plate voltage of 180 will give more volume and better quality than a single transformer coupled stage using the type 210 power tube with 400 volts on the plate.

The General Radio Type 441 unit is completely wired and mounted (as illustrated) on a brass base-board with conveniently located binding posts so that the unit may be built into a receiver or connected with an existing set as a separate unit.

The type 441 may be used with either the UX-226, UX-326, or UX-171, CX-371 tubes.

Type 441 Push-pull Amplifier.....\$20.00

The type 441 unit is licensed by the Radio Corporation of America for radio amateur, experimental, and broadcasting reception only, and under the terms of the R. C. A. license the unit may be sold only with tubes.


Type UX-226 or CX-326 Amplifier Tube.....\$3.00

Type UX-171 or CX-371 Amplifier Tube..... 4.50

GENERAL RADIO COMPANY, Cambridge, Mass.

# GENERAL RADIO

Parts and Accessories



# THE *New* FRESHMAN ELECTRIC RADIO

acids } **NO** } water  
trouble } } excuses  
batteries } } makeshifts

*Always Ready... Always Right*

The cabinet panelled entirely of genuine mahogany, contains a large cone speaker mounted on a Baffle Board, which is placed in a remarkably resonant tone chamber, rendering exceptionally fine tone quality and "true-to-life" reproduction.

**FRESHMAN  
EQUAPHASE**

Plug in Your Light  
Socket and Listen

**\$185.00**

COMPLETE READY TO  
OPERATE

A Freshman development—licensed under patents; RCA—General Electric Co.,—Westinghouse Electric & Mfg. Co. and American Tel. & Tel. Co.

**CHAS. FRESHMAN CO., Inc., Freshman Building, New York**  
800 NORTH SPRING ST., LOS ANGELES