

Radio & Electronics

The communications and electronics magazine **World**

APRIL 1987 £1.35


AUSTRALIA
HOLLAND
NEW ZEALAND
NORTH AMERICA \$2.95
D71699

**QUIZ RESULTS:
HOW DID
YOU SCORE?**

**NICADS:
CONSTRUCT A
CHARGER**

**WSR524 REVIEW:
WEATHER SATELLITE
RECEIVER**

**SAT COMMS:
EUROPE'S DATA
RELAY SATELLITE**



**LOGIC CIRCUITS:
FINAL INSTALMENT**

R. WITHERS COMMUNICATIONS LTD

Manufacturers, importers and suppliers of world famous communications products
 584 HAGLEY ROAD WEST OLDBURY, WARLEY, BIRMINGHAM B68 0BS
 021-421 8201/2/3. CELLNET 0860 323056. PRESTEL MBX 214218216 FAX 0215614074
 Amateur Radio. Business Radio. Radio Telephones. Sales. Service Accessories and antenna systems.



YAESU



THE TECHNICALLY ORIENTATED
 RADIO COMMUNICATIONS
 SPECIALISTS.

A WORLD FIRST FROM RWC LTD

YAESU FRG9600/RWC MK3 HF-UHF SERIES

After many months of research and development RWC LTD are pleased to announce their latest HF modification for the Yaesu FRG9600 which now includes LF/HF/VHF/UHF coverage from 100kHz to 950MHz and improved 'S' Meter and a typical receiver *sensitivity now $>2\mu\text{V pD HF}$, $>1.5\mu\text{V 60-950MHz}$ all @ 12dB SINAD. (Please contact us for detailed specifications).

We have fitted a High performance HF Front-End made for us by AKD. The new HF section **is fitted internally** with switching circuits and a small toggle Switch on the rear apron to enable band change whereby the display changes to read actual frequency (100kHz-60MHz). The standard SO239 antenna connector has now been changed for an 'N' connector for coverage from 60-950MHz and an SO239 connector fitted for HF coverage 100kHz-60MHz. (UHF extended coverage is now standard as per our original MK2 modification up to 950MHz).

As an 'N' connector is now fitted to all RWC FRG9600s for VHF-UHF coverage it is possible to use a wide-band discone antenna such as the ICOM AH7000 which is supplied with low-loss coaxial cable and 'N' connectors. A dipole or long-wire antenna can be used for HF coverage with very good results. **This facilitates use of two antennas for all bands.**

All modifications are Fully Guaranteed for twelve months from date of purchase/modification providing our modifications seals are unbroken.

© RWC LTD 1987

* We reserve the right to change specifications due to continuous development and modification of this product.



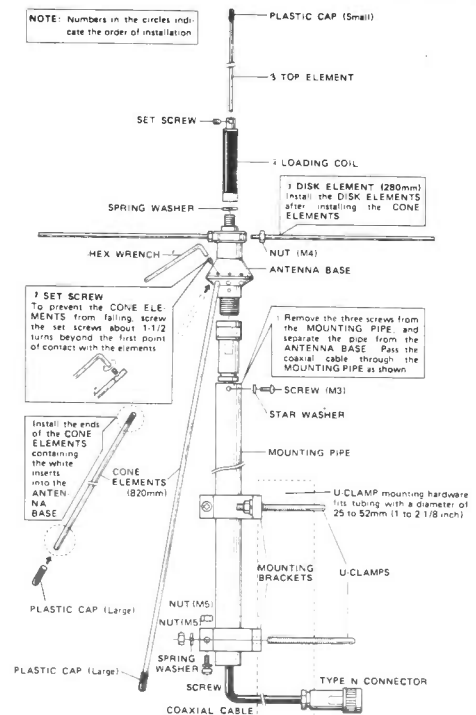
FRG9600/RWC MK3

AM-FM (WIDE & NARROW) LSB, USB. 100kHz-950MHz



AH-7000

SUPER WIDEBAND
 OMNIDIRECTIONAL ANTENNA



SPECIFICATIONS	
Frequency coverage	Receive 25 to 1300MHz Transmit 50, 144, 430, 900, 1200MHz bands
Input power rating	200 watts
Input impedance	50 ohms
Supplied connectors	Type N
Supplied coaxial cable	5D-2V (50 ohm)
Type of antenna	Discone
Length	1.7 meters
Weight	1kg

Icom AH7000 @ £82.50 (inc free carriage UK mainland).

YAESU/RWC FRG9600 Options

PA4C ac adaptor £16.50 inc post.
 FIF232C RS232 computer interface @ £75.00 inc post.

Raycom GP900 900-950MHz 3dB, base station ant @ £22.00 inc post.

AM-FM wide & narrow IF filters POA.
 RWC 9600 MK2 owners HF mod @ £99.00 inc carriage (send unit).
 FRG9600 existing owners HF & UHF mod - 100kHz-950MHz. Send unit carriage paid @ £129.00.

YAESU FRG9600 Service Manual (inc .Cat Prog) @ £12.50 inc post.

Raycom VHF-UHF Discone 60-600MHz SO239 connector @ £27.50 inc carriage.

RWC Modified Video Unit. 6.00MHz IF video (modified from NTSC) @ £27.50 inc post.



Generous part exchange available on your existing receiver (call for details)
FRG9600 MK2 Model 60-950MHz 'N' connector @ £519.00 + £5.00 carriage. (Modified unit only).

FRG9600 MK3 Model 100kHz-950MHz 'N' connector and SO239 for HF @ £625.00 + £5.00 carriage. (Modified unit only).

RWC Exclusive Base Station Complete HF-UHF Package FRG9600 MK3 Model, Icom AH7000 ant, G5RV HF multiband, PA4C ac-13V dc adaptor, inclusive carriage UK £725.00.

EXPORT & TRADE ENQUIRIES INVITED.

PLEASE ASK FOR COLOUR BROCHURE & SPECIFICATIONS.

Tel: 021 421 8201 (24hr answerphone)

Telex: 334303 G TXAGWM



CONTENTS

Editor

Jane Berry

Assistant Editor

Anita Ley

Editorial Assistant

Dave Sanders

Advertisement Manager

Marian Vidler

Advertisement Executive

Karen Turner

Publisher

Peter Williams

Published by

Radio & Electronics World
Magazines

Sovereign House

Brentwood

Essex CM14 4SE

England

Tel: (0277) 219876

ISSN

0262-2572

Printed

In Great Britain

Newstrade sales

Argus Press Sales &

Distribution Ltd

12-18 Paul Street

London EC2A 4JS

Tel: 01-247 8233

Subscriptions

Tel: 01-760 0409

© Copyright 1987
Radio & Electronics World Magazines

Safety in the shack

Some of the constructional projects featured refer to additions or modifications to equipment; please note that such alterations may prevent the item from being used in its intended role, and also that its guarantee may be invalidated.

When building any constructional project, bear in mind that sometimes high voltages are involved. Avoid even the slightest risk - safety in the shack please, at all times.

Whilst every care is taken when accepting advertisements we cannot accept responsibility for unsatisfactory transactions. We will, however, thoroughly investigate any complaints.

The views expressed by contributors are not necessarily those of the publishers.

Every care is taken to ensure that the contents of this magazine are accurate; we assume no responsibility for any effect from errors or omissions.

Cover Photographs

Top - The new IMO position controller -p8

Bottom - High Technology Electronics Ltd's advanced video switching system -p10

SPECIAL FEATURES

20 Hotrodding the Medium Wave Receiver

Experimenting with loop aerials and improving receiver performance can be the key to success on the MW band. Thomas Sinclair reports

24 Data Relay Satellites

R G W Hathaway looks at European satellite antenna systems

29 Data File

This month Ray Marston explains how to make infra-red remote control units

36 Nicad Discharge/Charger

R S Lambert solves a problem or two

40 The WSR524 Weather Satellite Rx

An interesting review for the amateur meteorologist, by Ken Michaelson

44 Logic Circuits

Don't miss the final instalment of D Stewart's series

48 A Miniature Multi-band Aerial

An original design from Dr Van Parc-Vizz

53 History Quiz Results

The moment you've all been waiting for. See how you scored and meet the lucky winner

REGULARS

4 Product News

12 News Desk

14 Amateur Radio World

16 ATV on the Air

17 Network 934

27 Medium Wave DXing

47 Latest Literature

50 DX-TV Reception Reports

56 QSO

60 Short Wave News

62 Free Classified Ads

READER SERVICES

26 Newsagents Order Form

28 Subscription Order Form

43 Back Issues Order Form

63 Free Classified Ad Form

66 Advertisers Index

66 Advertising Rates and Information

NEXT MONTH

45 What's in Store for You

Next Issue

Cover date May 1987 on sale Thursday, 9 April

Publication Date

Second Thursday of the month preceding cover date


THE SLOW SCAN COMPANION

C Stuart Dixon, G8CGR
John Wood, G3YOC
Mike Wootton, G6JNK



BRITISH AMATEUR TELEVISION CLUB

On the shelf - page 47



Greater accuracy - page 4

WIN

WITH THIS
BUMPER STICKER!

Listen for **56**
details on **WGAN**

MW Success - page 28



Quiz winner - page 55

PRODUCT NEWS

Featured on these pages are details of the latest products in communications, electronics and computers. Manufacturers, distributors and dealers are invited to supply information on new products for inclusion in Product News. Readers, don't forget to mention **Radio & Electronics World** when making enquiries



RF MILLIVOLTMETER

The 3440A is a reliable programmable RF millivoltmeter, manufactured by Ballantine and available from UK distributors PPM.

Advanced circuitry and stability make the unit well suited to system measurement, field and laboratory use. The true RMS instrument features high resistance to hostile RF environment, shock and vibration. Reliability is further enhanced using a solid-state monolithic chopper stabilised amplifier, and audible noise is reduced to zero. Inside the probe a self-regulating heater keeps the detector diodes at a constant temperature, eliminating calibration errors caused by temperature variation.

Signals over the frequency range 10kHz to 1.2GHz are measured in eight ranges from 1mV to 3V (FSD). Up to 30mV response is true RMS permitting highly accurate non-sinusoidal waveform calibration. From 30mV to 3V response changes from true RMS to peak to peak linear. An analogue 'curve matching' circuit computes the changing characteristic and cor-

rects it, providing a high-linearity meter response over the higher ranges. Ranges are programmable with TTL logic or optional IEEE488 bus coupler.

Probe design is enhanced utilising a spring tip, and a 50 ohm terminated adaptor mates with BNC or N-type connectors. Also available are a 50 ohm tee adaptor, an unterminated (BNC/N) adaptor, and a 100:1 capacitive divider.

*PPM Instrumentation Ltd,
Hermitage Road,
St Johns,
Woking,
Surrey GU21 1TZ.
Tel: (04867) 80111.*

MINIATURE THERMOMETER

ETI have introduced a new miniature thermometer, measuring 103mm x 62mm x 26mm and weighing only 100 grams.

Housed in a tough, easy to handle case, the thermometer has been specifically manufactured to withstand the harsh conditions of industrial environment and features a high degree of

protection against dust and liquids.

The 12.5mm bright liquid crystal display gives a read-out of 1°C with an accuracy of 1% over the range -50°C to 750°C, together with low battery indication. The thermometer is designed to be used in conjunction with type K thermocouple probes for which ETI offer over 40 different standard probes. The instrument is suitable for a wide variety of applications including servicing, testing and quality control.

The price of each unit is £39.50 plus VAT and carriage at cost.

*Electronic Temperature Instruments,
PO Box 81,
Worthing,
Sussex BN13 3PW.
Tel: (0903) 202151.*

SIGNAL GENERATOR

An AF signal generator, type 2016, producing sine, square and sine-burst waveforms which are suitable for effective audio test applications, has been announced by Electronic and Computer Workshop Ltd (ECW).

Sine wave distortion is just 0.05% from 500Hz to 20kHz into 600 ohms, and 0.5% from 50Hz to 500kHz, rising to a very reasonable 1.0% at 1MHz. Square wave overshoot is 2% at maximum output (3V peak to peak).

The sine wave burst facility is particularly useful for testing the dynamic performance of audio equipment, such as amplifiers, filters, loudspeakers, etc, and burst options include 4 cycles on/4 cycles off, 4 cycles on/12 cycles off and 8 cycles on/8 cycles off.

Leakage during the off period is within 2%. Frequency response is substantially flat ($\pm 0.3\text{dB}$) into 600 ohms, up to 100kHz. Output control range is from -70 to 0dBm with a step attenuator and variable level control.

The type 2016 signal generator is part of an audio test

system including an AF output power meter and distortion analyser, which assembles into a complete AF test bench.

ECW offers the type 2016 low distortion signal generator at a price of £212.75, including VAT and post/packaging.


*Electronic and Computer Workshop Ltd,
171 Broomfield Road,
Chelmsford,
Essex CM1 1RY.
Tel: (0245) 262149.*

DIGITAL MULTIMETER

A new pocket digital multimeter, model 9345, that is claimed to give the same reliable accuracy readings as larger, more expensive instruments is now available from Simpson Electric Co.

The single rotary disc allows selection of the quantity to be measured and provides automatic measurement on all functions. In addition, it measures volts and ohms, has a high contrast LCD digital display, an audible continuity indication, and the range indicator is shown in display. Batteries and a carrying case are included.

*Simpson Electric Company,
853 Dundee Avenue,
Elgin,
Illinois 60120,
USA.
Tel: (312) 697 2260.*



POWER SUPPLIES

Weir Electronics' 100W oem switched mode power supplies are now available as plug-in Eurocard modules occupying 6U panel height for incorporation into 19 inch rack systems in accordance with equipment practice DIN 41494.

Identified as the EPS-100 series, three basic models are available which are electrically identical to the Weir chassis-mounted power supplies.

Model EPS 100/H (HSS 100) is a five-output unit with an operating efficiency greater than 80% at all but the lowest power output levels. In its basic form the voltages and maximum currents of its five output rails are: (1) +5.1V 12A, (2) +12V 5A, (3) -12V 2A, (4) -5V 1A and (5) +24V 2A. A further eight standard variants on the basic unit are available, giving alternative output voltages to suit a wide range of applications. All outputs are voltage regulated to compensate for line voltage and load changes, with full independent regulation on outputs (1), (4) and (5) to give virtual independence from the effects of loading on other rails.

Model EPS 100/00 LC (SMLC 100) is a four-output power supply intended for simple applications.

The basic model's voltages and current ratings of its output rails are: (1) +5V 10A, (2) +12V 4A, (3) -12V 1A and (4) -5V 1A. There are two further four-output versions and three three-output versions of this power supply for applications where different voltage configurations are required.

There are five standard versions of Model EPS 100/S (SHS 100) with ratings of 5V 30A, 12V 12.5A, 15V 10A, 24V 6.5A and 50V 3A respectively. All versions combine high stability with operating efficiency better than 80%.

All EPS 100 power supplies are designed to meet international RFI and safety standards.

*Weir Electronics Ltd,
Durban Rd,
Bognor Regis,
Sussex PO22 9RW.
Tel: (0243) 865991.*

GOING MOBILE

Communication Development Specialists Ltd have announced the release of a full facility, cost effective CTCSS panel for the Maxon series of mobile radios.

This panel has the ability to encode and decode CTCSS tones in the entire 67.00-250.3Hz sub-band. The panel has the additional facilities of carrier lockout with warble warning and PTT timer with warble warning and reverse burst to eliminate squelch tail. These options are all defeatable with the shorting links provided.

The unit plugs directly into the option socket and mounts on the integral mounting points.

*Communication
Development Specialists,
PO Box 83,
Basingstoke,
Hants RG25 2PX.
Tel: (0256) 83528.*

AUDIO PRODUCTS


Panasonic has recently introduced four new audio products: the RF-422, RX-CW26L, RF-HX7 and RX-FD80L.

The compact RF-422 FM stereo, AM headphone radio will be available in three fashionable colour variations at a price of around £19.95, and includes FM stereo indicators and a stereo/mono switch.

The RX-CW26L extends Panasonic's already comprehensive range of stereo radio cassette players and caters for the ever growing demand for the twin cassette facility. Available now at around £89.98, the RX-CW26L features an auto-playback relay system, high speed editing, a cue and review facility and a synchro start editing function to ensure both tapes start at the same time.

The RF-HX7 dual purpose headphones with built-in FM stereo tuner are available at around £89.95. The RF-HX7 can be used as normal headphones for a CD player or as a tuner by itself.

The portable RX-FD80L 4 band radio/cassette recorder with CD player is available at £299.95. The FF1 single beam laser used in the CD, resisting



dust and disc errors, ensures what the company claim to be superb listening and recording quality, the latter aided by the tape synchro start incorporated in the CD. The tape section with soft touch mechanism features auto reverse on both the play and recording functions.

*Panasonic UK Ltd,
300-318 Bath Road,
Slough,
Berks SL1 6JB.
Tel: Slough 34522.*

INTRUDER DETECTOR

A new passive infra-red intruder detector has been announced by Riscamp Ltd. Known as the RP33, it operates by sensing the body heat of an intruder within the protected area.

The detector, which uses the latest Fresnel lens, provides volumetric coverage through an 85° angle, with 24

zones over a range of 12 metres.

Its miniature size of 80 x 60 x 40mm permits it to be easily installed on any flat surface or corner location, whilst vertical adjustment of the detection pattern over a 10° range is provided in order to achieve the most effective coverage in each installation. A further aid to installation is provided by the switchable walk test indicator, which provides a visual indication of the effective range.

Requiring only 15mA operating current from a conventional 12V supply, the unit is suitable for use in most security installations. Supplied with full installation instructions, it costs £23.95 plus VAT.

*Riscamp Ltd,
51 Poppy Road,
Princes Risborough,
Bucks HP17 9DB.
Tel: (084 44) 6326.*



PRODUCT NEWS



ORATOR

Orator, the first integrated voice and data communications management system for IBM-compatible personal computers, is now available from Lion Systems Developments Ltd.

Orator, which is expected to retail at around £800, is an application software-controlled, plug-in board. Once installed in a personal computer and attached to a telephone handset, Orator is then connected to the telephone network turning the personal computer into a real time communication centre.

The system provides a wide range of sophisticated voice and data communications features for the personal computer user, such as telephone answering with recorded message time and date logging; data calls with automatic log-on; timer for presetting unattended Orator activities by date and time; voice and data file transfer and storage; terminal emulation; directories with search and short-code dialling, and remote control.

All these functions can operate simultaneously with the user's normal PC software and do not interfere with any features of the telephone system used in conjunction with Orator.

The system's most significant feature, its ability to record and replay voices which are stored digitally on

disc, is an innovation deriving from long-term research and development into digital signal processing technology for use in business communications systems. Orator is therefore a natural development of the work being done in networking systems.

In the short term, Lion's plans for Orator include making the system available in the USA, Australia and selected European countries in the latter part of 1987. But the company has an eye to the '90s and the coming of ISDN, when higher speed transmission will open the way to other possibilities such as graphics, fax and image communications.

*Lion Systems Developments Ltd,
Oxford Road,
Stokenchurch,
High Wycombe,
Bucks HP14 3SX.
Tel: (024 026) 3951.*

VERSATILE I/O SYSTEM

Users of IBM PCs and other popular RS232-interfaced computers can now utilise a versatile and very economical expansion system to collect and generate digital and analogue inputs and outputs (I/O).

The system, available from Electronic and Computer Workshop Ltd, is based on a series of multi-slot motherboards that accept standard I/O function cards. An intelli-

gent RS232-interfaced version, the K2612, compatible with IBM PCs, has been added to the range, allowing many more users to interface their machines to the outside world.

The system is a fully expandable method of connecting a wide range of analogue and digital signals to a computer for data acquisition and control of many types of electrical circuit.

The plug-in series now includes an eight-channel analogue input multiplexer, A/D and D/A conversion, Centronics printer port, eight-channel logic input, real time clock and a general-purpose output card with a choice of relay and triac outputs.

*Electronic & Computer Workshop Ltd,
171 Broomfield Road,
Chelmsford,
Essex CM1 1RY.
Tel: (0245) 262149.*

POSITION CONTROL

The new IMO/OMRON NC position controller is an I/O unit for use with the IMO/OMRON C500 and C2000 programmable controllers (PCs). PC commands are converted into pulse or voltage outputs for accurate positioning of stepping or servo motors.

The aptly named addition to the IMO range offers precision control of pulse rate, speed, acceleration/deceleration and dwell time.

It can handle motor control at up to 7 speeds and in 200

positions. Single axis control with input commands ranging from 0.0001 to 1 units/pulse (mm inch degree) and 0.0001 to 1 units/sec (pulse/degree) are all available from this new PC module.

*IMO Limited,
1000 North Circular Road,
Staples Corner,
London NW2 7JP.
Tel: 01-452 6444.*

A/D CONVERTER


Model PC26 from Amplicon Liveline Limited is a low cost, 16 channel, 12 bit adc card for the IBM PC or equivalent computer.

Supplied complete with sampling software and user manual, the analogue inputs may be sampled at up to 200 times per second using Basic, 2,000 per second using Turbo Pascal or from one per hour to 30,000 per second using an additional software package, PC28A.

Input voltages may be unipolar or bipolar, and the conversion technique is successive approximation with 35 microseconds conversion time. The PC26 is suitable for use with any compatible colour graphics card, enabling data to be easily displayed and assimilated.

Economically priced at £193, the PC26 occupies one slot in the computer.

*Amplicon Liveline Ltd,
Cehenary Industrial Estate,
Brighton,
East Sussex BN2 4AW.
Tel: (0273) 570220.*





FREQUENCY RESPONSE

Solartron has announced software packages which provide for fully-automated multi-channel measurement and database management supporting applications using Solartron's frequency response analysers. The 1091 Dynamics data management system exploits the power of the 1250 and 1251 frequency response analysers by combining them with the HP 310 desk-top computer and versatile applications software. The system is also available on HP 9816.

The new package allows full user configuration of a frequency response measurement system, enabling the capabilities of Solartron's multi-channel FRAs to be fully utilised by using a computer for set-up and control, and to collect, manipulate and display the large amounts of data involved. It facilitates both remote system set-up from the computer keyboard or from previously stored files, and local set-up from the analyser's control panel.

Features include a comprehensive graphics display facility, allowing colour display of measured frequency response data in Bode, Nyquist, Nichols and Co-Quad formats, as well as user-defined formats. The display axes may be fixed or automa-

tically scaled to optimise the display field. Measurement and graphic display of data are simultaneous, a wide range of cursor functions enhancing the display. A zoom facility is provided for increasing the resolution of a section of a frequency response characteristic.

The system uses a single sine-wave stimulation technique for accurate gain and phase measurements to provide precise characterisation of both simple and complex systems. It can also effectively evaluate the dynamics of self-excited systems by synchronisation to an external signal.

*Solartron Instruments,
Victoria Road,
Farnborough,
Hants GU14 7PW.
Tel: (0252) 544433.*

HIGH-SPEED SRAM

Rapid Silicon have added the new IMS 1630 high-performance 8K x 8 static RAM to their range of Inmos memory devices.

The IMS 1630 is a very high speed CMOS device that complies with 1.6 micron design rules. It requires no external clocks or timing strobes, features equal address access and cycle times and as well as this

is fully TTL compatible.

A chip enable (/E) function is provided and can be used to place the device in a low-power standby mode, thereby reducing power to 25mA (TTL levels). By using CMOS levels, standby power can be decreased even further to only 14mA.

The IMS 1630 is available in three versions with address access/cycle times of 45, 55 or 70ns. Device characteristics include common data inputs and outputs, single +5V \pm 10% operation, and a fast write cycle when outputs are disabled.

All versions of the device are supplied in a JEDEC standard 28-pin 600-mil ceramic DIP.

*Rapid Silicon,
Rapid House,
Denmark Street,
High Wycombe,
Bucks HP11 2ER.
Tel: (0494) 26271.*

RADIALL TWINAX

To complement its wide range of Radiall RF connectors, Dage has now introduced a range of Twinax connectors and accessories.

Noted for their high quality and accuracy, complete cable assemblies can be supplied as well as a range of adaptors, terminations and tees. All necessary terminations within an IBM/Twinax cabling system are catered for, the Twinax three-way female tee and the Twinax/BNC adaptor

being particularly useful.

*Dage (GB) Ltd,
Eurosem Division,
Rabans Lane,
Aylesbury,
Bucks HP19 3RG.
Tel: (0296) 393200.*

POWER LINE FILTERS


A 3-pole wide-bandwidth power line filter available from Rendar is designed for protection of sensitive circuitry against supply-borne interference.

Featuring very high insertion loss, and offering a range of current ratings, the filter is suitable for many applications including protection of logic circuitry and radio interference suppression of appliances.

This high quality product is made by Feller of Switzerland and is approved to UL, VDE and SEV specifications. A very high degree of protection against interference coupling is provided by the rust-protected metal enclosure. The compact unit, with climatic classification to DIN 40040:HPF, is portable or rack-mountable and offers the option of universal tab or solder connection.

Voltage rating is 250V ac, current rating 1, 3, 6 or 10A.

*Rendar Limited,
Durban Road,
South Bersted,
Bognor Regis,
West Sussex PO22 9RL.
Tel: (0243) 825811.*



PRODUCT NEWS



PANEL FUSEHOLDERS

A wide range of panel mounting fuseholders has been announced by Watts International.

The range, from EDK of Japan, caters for all the popular industrial fuse sizes, and offers several types of quality fuseholders with spring-loaded contacts. Fuses are easily accessed via a screw-in knurled cap, or via a flush-fitting bayonet cap by using a cross-head, or standard screwdriver. To ensure that the holders do not rotate when changing fuses, the component body is provided with a flat side, or an anti-rotation spigot. Contact resistances are low.

Providing a wide selection of sealed-body fuseholders, the range offers equipment manufacturers, service departments and stockists a comprehensive choice. Solder tags are provided on the majority of models.

Compatible fuse sizes are 20 x 5.2, 31.8 x 6.35, 30 x 6.4 and 38.1 x 10.31mm diameter. Maximum current capabilities are 6, 10, 15 and 30A. Contact resistances are from 20 to 50mΩ at 2.5V dc/1A, or less. Insulation resistance at 500V dc is 100MΩ.

*Watts International
Components Limited,
Suite 6, Wyvern House,
Bognor Regis,
West Sussex.
Tel: (0243) 868322.*

COMPLIANT CONNECTORS

Viking Connectors (UK) Ltd recently announced the availability of two new connector ranges.

D Sub and PC connectors are both available with compliant pin terminations; a technique used for the solderless press fit of connectors into printed circuit boards. The Viking connectors utilise the preferred 'eye of the needle' style of contact, which gives a reliable compression fit between the contact and the PCB interface, making for superior mechanical and electrical performance.

The D Sub connectors will be available in vertical mount styles in 25 socket versions, whilst the PC connectors are on a 0.100in x 0.200in grid spacing in 10-65 double row contact configurations.

PCB edge connectors, designed in 15-65 double-sided positions, are also available. These quality edge connectors utilise a pre-loaded cantilever contact which is front removable, even when mounted on a PCB. Available in either closed or open ended versions and for use in standard PCB mounting holes of between .037-.043in, it is claimed to be a versatile, cost-effective connector.

D Sub connectors, utilising the 'eye of the needle' preferred contact design, are fully intermateable with other D

subminiatures. Available in high or low profile versions with either plastic or metal shell housings, they use a flexible twin beam contact configuration for reliability and long lasting connection.

*Viking Connectors (UK) Ltd,
Chatsworth House,
Portland Close,
Houghton Regis,
Dunstable,
Beds LU5 4AW.
Tel: (0582) 603600.*

VIDEO SWITCHING

An advanced video switching system for medium to large scale OEM applications was announced recently by High Technology Electronics.

The new system, called VSS, is matrix-based for flexibility. Modular in construction, it provides a minimum configuration of four outputs, with expansion to 128 inputs and 256 outputs. Even larger systems can be configured with amplification. The modular concept allows for exact solutions to particular needs which standard, off-the-shelf systems cannot provide. Whatever the size of the system, any output can be connected to any input with microsecond switching speed.

The matrix design allows VSS to avoid contention problems common in many commercial switching systems. The system is suitable for use in many spheres including financial dealing rooms, broadcast and studio applications, and ATE, medical and

security environments.

The system allows each station on the system to access all sources, and any number of stations can be switched to read the same page of information. VSS is compatible with all video-based systems, and handles both monochrome and colour signals. Computer-based switching obviates the use of patch panels for reconfiguration, allowing users to change connection schemes under software command, with substantial savings in maintenance and cabling.


*High Technology
Electronics Ltd,
303-305 Portswood Road,
Southampton SO2 1LD.
Tel: (0703) 58155.*

LED CHOICE

Three-Five Semiconductor's family of round LED lamps offers a choice of over 60 combinations of colours, lenses and light intensities in industry standard T1 and T1¼ packages.

Red, yellow and green lamps are available in standard and high efficiency/Brite Lite versions, with a choice of tinted or untinted, clear or diffused lenses. Light intensities from 0.5mcd to 80mcd ensure the correct level of contrast for virtually every level of lighting.

*Three-Five
Semiconductors Ltd,
PO Box 131,
Swindon SN2 6XD.
Tel: (0793) 618835.*



INSTALL YOUR OWN SYSTEM AND SAVE

SECURITY

MODULES ACCESSORIES KITS

NEW

"PASSIVE INFRA-RED INTRUDER DETECTOR RP33"




- 12 metre detection range.
- Size only 80 x 60 x 40mm.
- 24 Detection zones.
- Wide 85° coverage.
- Switchable LED indicator.

This advanced new intrusion detector operates by detecting the body heat of an intruder moving within the detection field.

The use of a dual element pyroelectric sensor means that changes in ambient temperatures are ignored, thus providing a stable and reliable performance. Easily installed in a room or hallway, the unit will provide effective detection of any intrusion. Operating from a 12V supply and consuming only 15mA, it is ideal for use with the CA 1382, CA 1250 or any equivalent high quality control unit. Supplied with full instructions, its performance compares with detectors costing more than twice the price.

ONLY
£ 23.95 + V.A.T

CA 1382 An advanced control unit with automatic loop testing.



- Fully automatic siren re-set
- Audible entry/exit warning
- Alarm Sounded memory
- 2 separate loop inputs + 24hr circuits.
- Built-in electronic siren.
- Easily installed, full instructions supplied

This latest control panel provides effective and reliable control for all types of security installations. Its advanced circuitry checks the loop circuits every time it is switched on, preventing incorrect operation. Using a simple 'on/off' key switch, it is easily operated by all members of the family. In addition it provides 24 hr. personal attack protection. Housed in a steel case, it is supplied with full operating instructions.

Only **£44.95 + VAT**
Available in kit form with fully-built electronics, **£39.95 + V.A.T.**

Digital Ultrasonic Detector US 5063 only £13.95 + VAT



- 3 levels of discrimination against false alarms
- Crystal control for greater stability
- Adjustable range up to 25ft
- Built-in delays
- 12V operation

This advanced module uses digital signal processing to provide the highest level of sensitivity whilst discriminating against potential false alarm conditions.

Individual Enclosure SC 5063 only £2.95 + VAT

Suitable metal enclosure for housing the ultrasonic module type US 5063. Supplied with the necessary mounting pillars and screws etc.

Control Unit CA 1250 Price £19.95 + VAT



This tried and tested control unit represents the finest value for money in control systems, providing the following features:

- Built-in electronic siren drives 2 loud speakers
- Provides exit and entrance delays together with fixed alarm time
- Battery back-up with trickle charge facility
- Operates with magnetic switches, pressure pads, ultrasonic or IR units
- Anti-tamper and panic facility
- Stabilised output voltage
- 2 operating modes full alarm anti-tamper and panic facility
- Screw connections for ease of installation
- Separate relay contacts for external loads
- Test loop facility

500W Quartz Halogen Floodlight FL 500



only **£14.95 + VAT**

Whilst intended for security lighting applications, this unit is suitable for lighting patios, pathways and gardens etc. Supplied complete with 500W lamp, priced only £14.95 + VAT. Protective grill, £1.95 + VAT.

Infra-red System IR 1470



only **£25.61 + VAT**

Consisting of separate transmitter and receiver both of which are housed in attractive moulded cases, the system provides an invisible modulated beam over distances of up to 50ft operating a relay when the beam is broken. Intended for use in security systems, but also ideal for photographic and measurement applications. Size 80 x 50 x 35mm.

SAMPLE OF OUR WIDE RANGE OF ACCESSORIES

- AL 243 - Automatic Light Switch Switches 3A at 240V - £4.30.
- VS 30 - Vibration Contact - £2.30.
- IS 128 - Miniature 12V Siren provides 100db output - £5.95.
- SL 157 - Siren Module - £2.95.
- HS 588 - 5W Horn Speaker for use with control unit, siren module, etc. - £5.25.


The above prices are plus V.A.T

Lighting Controller DP 3570 only £13.95 + VAT



This versatile module provides timed switching of loads up to 3A for pre-set times between 10 secs and 5 mins, the timed period being triggered by the opening or closing of an external loop or switch. The built-in 12V 250mA power supply is available for operating external sensors. Priced only £13.95 + VAT. Suitable plastic enclosure £2.85 + VAT.

HW 1250 - Enclosure & fixings for CA 1250 only £9.50 + VAT



This attractive case is designed to house the control unit CA 1250, together with the appropriate LED indicators and key switch. Supplied with the necessary mounting pillars and punched front panel, the unit is given a professional appearance by an adhesive silk screened label. Size 200 x 180 x 700mm.

Complete systems from only **£39.95 + VAT**

For full information of systems and accessories, send or call for details.

RISCOMP LIMITED

Dept. AR73
51 Poppy Road,
Princes Risborough,
BUCKS HP17 9DB
Tel (084 44) 6326



Order by phone or mail or call at our showroom and see

UNITS ON DEMONSTRATION

Monday to Friday 9.00 - 5.00 p.m.
Saturday 9.00 - 1.00 p.m.

Please add 15% VAT and 75p P&P to all UK orders. Export no VAT - postage at cost.

BI-PAK BARGAINS

Pack Qty	Description	Price
VP1 300	Assorted Resistors mixed values & Types	£1.00
VP2 300	Carbon Resistors 1/4-1/2 watt pre-formed, mixed.	£1.00
VP3 200	1/8 watt Min Carbon Resistors mixed values & types	£1.00
VP4 200	1/2-1 watt Resistors mixed values & types	£1.00
VP16 50	Wirewound Resistors mixed watt values	£1.00
VP112 1	Su Resistance Box, 36 values 5ohms-1K ohms	£4.75
VP113 1	Precision Resistors 1% Tol	£1.00
VP181 100	1 and 2 watt Resistors, assorted values.	£1.00

CAPACITORS

VP5 200	Assorted Capacitors all types	£1.00
VP6 200	Ceramic Capacitors, Min mixed values	£1.00
VP8 100	Mixed Ceramic Disc, 560F-015P	£1.00
VP9 100	Assorted Polyester/Polystyrene Capacitors	£1.00
VP10 50	C280 Capacitors, Metal foil, mixed values	£1.00
VP11 50	Electrolytics all sorts	£1.00
VP12 40	Electrolytics, 47mf-150mf, mixed volts	£1.00
VP13 30	Electrolytics, 150mf-1000mf, mixed volts	£1.00
VP15 25	01/250V Min Layer Metal Caps.	£1.00
VP146 25	Solid Tantalum Caps, mixed values	£1.00
VP180 25	Tantalum Bead Caps, assorted values	£1.00
VP182 4	1000µf 50V Electrolytics	£1.00
VP192 30	Min Electrolytics mixed values 47mf-1000µF 6-16V	£1.00
VP193 6	Sub Min Electrolytics, 2 x 1000/2200/3300µF 10-16V	£1.00

OPTOS

VP24 10	125in Clear showing red LEDs	£1.00
VP25 10	Mixed shape and colours LEDs	£1.00
VP26 15	Small 125in red LEDs	£1.00
VP27 15	Large 2in red LEDs	£1.00
VP28 10	Rectangular, 2in red LEDs	£1.00
VP57 25	Opto Special Pack, assorted, super value	£5.00
VP190 6	RED 7 Seg CC 6in x 7.5mm RDP FN353 LED Display	£2.00
VP131 4	GREEN 7 Seg CA 6in LDP XAN6520 LED Display	£2.00
VP132 5	RED 7 Seg CC 6in LDP XAN6940 LED Display	£2.00
VP133 6	RED Overflow 6in 3 x CA, 3x CC 5630/50 LED Display	£2.00

VP134 5	GREEN Overflow 6in CA, XAN6530 LED Display	£2.00
VP135 5	RED 7 Seg CA 3in, XAN3061 LED Display	£2.00
VP136 3	DUAL RED 7 Seg, 5in CA, DL527DPR LED Display	£2.00
VP137 3	DUAL RED 7 Seg, 5in CA, DL727DPR LED Display	£2.00
VP138 20	Assorted LED Displays, Our mix, with date	£5.00
VP147 1	Pair Opto Coupled Modules	£0.50
VP199 4	DL707R LED Displays CA	£1.00
VP203 15	Triangular shape LEDs, Mixed colours	£1.00
VP204 10	Large Green LEDs, 5mm	£1.00
VP205 10	Small Green LEDs, 3mm	£1.00
VP206 10	Large Yellow LEDs, 5mm	£1.00
VP207 10	Small Yellow LEDs, 3mm	£1.00
VP208 10	Large LEDs Clear showing red 2in	£1.00

DIODES & SCRS

VP29 30	Assorted volts Zeners, 10W, 2W	£1.00
VP30 10	Assorted volts Zeners, 10W, coded	£1.00
VP31 10	5A SCRS T056, 50-400V, uncoded	£1.00
VP32 20	3A SCRS T066 up to 400V, uncoded	£1.00
VP33 200	Sil Diodes like 1N4148	£1.00
VP34 200	Sil Diodes like OA200/BAX13-16	£1.00
VP35 30	1A 1N4007 Diodes, all good, uncoded	£1.00
VP49 30	Assorted Sil Rects 1A-10A, mixed volts	£1.00
VP141 40	1N4002 Sil Rects 1A-10V, preformed pitch	£1.00
VP142 4	40A Power Rectifiers, silicon, T048 35P/1V	£1.00

Pack Qty	Description	Price
VP143 3	BY107 10KV Sil Diodes in carriers, 25MA	£1.00
VP184 3	4A 400V Triacs, plastic	£1.00
VP187 10	SCRs 500MA 200V 2N5064, plastic, T092	£1.00
VP184 50	AS1 point contact Germ Diodes, uncoded	£1.00
VP195 50	0A47 gold bonded Ger Diodes, uncoded	£1.00
VP186 50	CA70-79 detector Diodes, Germ	£1.00
VP197 50	OA90 type Germ Diodes, uncoded	£1.00
VP198 40	BA248 Sil Diodes, 350V 2A, last recovery	£1.00
VP222 20	3A Stud Rectifiers, 50-400V	£1.00

TRANSISTORS

VP38 100	Sil Trans NPN plastic, coded, With data	£3.00
VP39 100	Sil Trans PNP plastic, coded, With data	£3.00
VP45 50	BC107/8 NPN Transistors, Good, uncoded	£1.00
VP46 50	BC177/8 PNP Transistors, Good, uncoded	£1.00
VP47 10	Sil Power Trans, Similar 2N3055, uncoded	£1.00
VP48 5	Pairs NPN/PNP plastic Power Trans, 4A, data	£1.00
VP51 50	NPN Sil Switching Trans, 10-18 and T0-32	£1.00
VP52 100	All sorts Transistors, NPN/PNP	£1.00
VP150 20	BC183B Sil Trans, NPN 30V 200mA Hfe240+ T092	£1.00
VP151 20	BC171B Sil Trans, NPN 45V 100mA Hfe240+ T092	£1.00
VP152 15	1T90 Sil Trans, NPN 40V 400mA Hfe100+ T092	£1.00
VP153 15	1T81 Sil Trans, NPN 40V 400mA Hfe100+ T092	£1.00
VP154 15	MP85 Sil Trans, PNP 80V 800mA Hfe50+ T092	£1.00
VP155 20	BF595 Sil Trans, NPN EQVT, BF184 HF T092	£1.00
VP156 20	BF495 Sil Trans, NPN EQVT, BF173 HF T092	£1.00
VP157 15	2TX500 series Sil Trans, PNP plastic	£1.00
VP158 15	2TX107 Sil Trans, NPN EQVT, BC107 plastic	£1.00
VP159 15	2TX108 Sil Trans, NPN EQVT, BC108 plastic	£1.00
VP181 25	BC183B Sil Trans, NPN 30V 200mA T092	£1.00
VP162 5	SJE4541 Sil Power Trans, NPN 80V 4A Hfe20+	£1.00
VP163 2	NPN/PNP pairs Sil Power Trans, like SJE4541	£1.00
VP164 4	2N6289 Sil Power Trans, NPN 40V 40W 7A Hfe30+	£1.00
VP165 6	BF133 NPN Sil Trans, 80V 5A Hfe50-200 T039	£1.00
VP166 5	BF134 NPN Sil Trans, 100V 5A Hfe50-200 T039	£1.00
VP167 1	MY69C NPN T03 VCB 500 10A 100W Hfe15+	£1.00
VP168 10	BC478 eqvt, BC771 PNP Sil Trans, T018	£1.00
VP169 10	BC521 eqvt, BC394 NPN Sil Trans, 80V 500mA T018	£1.00
VP170 10	Assorted Power Trans, NPN/PNP coded & data	£1.00
VP171 10	BF355 NPN T0-38 Sil Trans, eqvt, BF258 225V 100mA	£1.00
VP172 10	SM1502 PNP T0-39 Sil Trans, 100V 100mA Hfe100+	£1.00
VP200 30	OC71 type Germ, AF Transistors, uncoded	£1.00
VP201 25	OC45 Germ, FR Transistors	£1.00
VP202 15	BC95 type Sil 1A Transistors	£1.00

ICs

VP40 40	TTL ICs all new gates - Flip Flop - MSI, Data	£4.00
VP41 40	CMOS ICs all new, Data	£4.00
VP55 10	ICs 4116 memories	£2.00
VP59 20	Assorted ICs linear, etc all coded	£2.00
VP09 12	74LS00	£2.00
VP10 12	74LS74	£2.00
VP11 10	CD4011A	£2.00
VP12 10	CD4011B	£2.00
VP13 10	CD4017B	£2.00
VP14 10	CD4098B	£2.00
VP215 10	741P 8-pin	£1.50
VP216 10	555 Timers 8-pin	£1.50

TOOLS

VP102 1	13-piece Tool set, Screwdrivers, pliers, etc	£7.50
VP103 1	6-piece STANLI Screwdriver set, flat and crosspoint	£3.50

Pack Qty	Description	Price
VP104 1	Ratchet Screwdriver set, 4 blades, real value	£1.75
VP139 1	Pick-up Tool, spring loaded	£1.75
VP217 1	Helping Hand	£4.00
VP218 1	Watchmaker's Screwdriver set, 6-piece	£1.75
VP219 1	Miniature Side cutters	£1.55
VP220 1	Miniature Bent-nose Pliers	£1.55
VP221 1	Miniature Long-nose Pliers	£1.55

74 SERIES SALE "ROCK BOTTOM" PRICES

VP223 50	Asst 74 TTL ICs, "ALL GATES" new & coded our mix 7400-7453	£6.00
VP224 100	Asst 74 TTL ICs, "ALL GATES" new & coded our mix 7400-7453	£10.00
VP7413 4	7413 Dual NAND Schmitt Trigger 4-Input	£1.00
VP7440 4	7440 Dual 4-Input, Positive-Hand Buffer	£1.00
VP7470 4	7470 And-gated Positive-edge-triggered Flip-Flop with preset	£1.00
VP7480 4	7480 Gated Full Adder	£1.00
VP7481 4	7481 16-Bit Random Access memories	£1.00
VP7490 4	7490 Decade Counter	£1.00
VP7491 4	7491 4-Bit Shift Register	£1.00
VP7492 4	7492 Divide by 12 Counter	£1.00
VP7493 4	7493 4-Bit Binary Counter	£1.00
VP7494 4	7494 4-Bit Shift Register	£1.00
VP7495 4	7495 4-Bit Shift Register	£1.00
VP74111 4	74111 Dual J-K Master Slave Flip-Flop	£1.00
VP74141 4	74141 BCD - Decimal Decoded Driver	£1.00
VP74151 4	74151 1 of 8 Data Selectors/Multiplexers	£1.00
VP74153 4	74153 Dual 4 line to 1 line Data Selectors/Multiplexers	£1.00

VP74164 4	74164 8-Bit Parallel Output Serial Shift Registers	£1.00
VP74167 4	74167 Synchronous Decade Rate Multipliers	£1.00
VP74174 4	74174 Hex D-Type Flip-Flops	£1.00
VP74181 4	74181 Arithmetic Logic Units/Function Generators	£1.00
VP74193 4	74193 Synchronous Up/Down Dual Clock Counters	£1.00
VP74279 4	74279 Quad S-R Latches	£1.00
BPX6 1	TTL Data Book 74 Series, including "LS" Complete with Pin out Diagrams, 7400-7467, TTL Interchangeability Guide, Function Selection Guide and Explanation of Function Tables. "No VAT"	£1.00

BPX5 1	IC555s Project Book (Timer) 167 pages over 50 Project Circuits to build and other information on IC555 Timers Plus FREE with our compliments 4 X IC's 555 Timers, worth £1.20. Special offer price just £2.95 . No Vat.	£2.95
BPX4 1	International Transistor Equivalents Guide, Babani Publishing's latest edition B985, plus FREE with our compliments, 10 popular Silicon Transistors, valued at over £1.00. Special offer price just £2.95 . No Vat.	£2.95
BPX3 3	Computer Books on Programming Micro Processors and X281 etc. Special Offer Price just £2.50 . No Vat.	£2.50
BPX1 4	Different Popular Books on Electronic Projects Hours of interesting reading and construction. No Vat.	£3.00

BB1 1	Half Price Book Bundle Offer. Hundreds of books on Electronic Projects, Computers, Integrated Circuits, Audio, Radio, etc. Far too numerous to mention. 5 books list value approx £10-12. Each Book Bundle is different so buy 2 or 3 and not repeat. Money refunded if not completely satisfied. Special offer price just £5.00 . No Vat.	£5.00
-------	---	-------

BI-PAK

NEWS DESK

NATO satellite contract

The Space and Communications Division of British Aerospace has been awarded the contract to supply the new generation of military communications satellites which will provide secure military and diplomatic communications for NATO. British Aerospace will be prime contractor for the complete satellite system and Marconi Space Systems, as principal subcontractor, is to supply the advanced communications payloads.

The procurement, which will be managed by the British

Ministry of Defence, is the first that NATO has entrusted to a non-American contractor for the supply of satellites to maintain its front-line, spaceborne communications system which operates to fixed and mobile Earth stations.

The satellites will be virtually identical to the United Kingdom's armed forces SKYNET 4 series of communications satellites currently under construction by British Aerospace, and for which Marconi supplies the payloads. Designated NATO IV, the first of the new

satellites is to be launched in the early 1990s.

The contract, valued in excess of £100 million, is for two satellites and extends the order book of SKYNET 4 type satellites to five.

Phone home

Cellrent, a new company offering Vodafones for short term hire, recently finalised a joint-marketing agreement with Avis, the world's leading car hire company. Since mid-January, anyone hiring a car from Avis at Heathrow Airport has had the option of hiring a hand-portable Vodafone through Cellrent at the same time.

Cellrent is aiming this service at the international business traveller who wants instant world-wide communications while visiting the UK. However, companies

wishing to try Vodafones before committing themselves to buying, individuals and organisations moving premises and waiting for normal telephone services to be installed, film crews working on location and journalists covering major stories are also expected to be attracted by this new service.

Billing for calls made during a hire period is based on the Meterfone facility. This feature allows the number of call charge units used to be read from the handset display. Meterfone automatically adjusts to the different charge rates for London, provincial and international calls, but records no charge to the hirer for incoming calls. At the end of the hire period, the accumulated call charge can be calculated immediately.

Initially Avis-Cellrent will offer the popular Roamer hand-portables on the Vodafone system in a package which includes a spare battery, rapid charger, a comprehensive user guide and a sturdy carrying bag with shoulder strap. Rental starts at £4.95 a day.

Airborne telephones

A significant step towards air travellers being able to send and receive telephone and telex messages anywhere in the world was recently announced.

The International Maritime Satellite Organisation's (INMARSAT) Council has authorised a contract for 1.4 million US dollars with Racal Avionics Limited to develop and supply a system for aeronautical communications using the existing INMARSAT satellite network.

The contract includes both the aircraft antenna and electronics equipment which will provide voice and data communications for passengers as well as air traffic control safety services.

This latest Racal contract includes the French company Société Nouvelle d'Équipement du Calvados (SNEC), and Teledyne Controls Inc and Airfone Inc of the USA as subcontractors. As a result of this international collaboration Racal can offer a total and completely flexible sys-

Databank card

A databank the size of a credit card and holding 800 pages of text or eight TV pictures will be test marketed by British Telecom this autumn.

Initially, the company will be aiming its Recall cards at

four market sectors: health care, for storing medical records, medication usage, and vital personal data on blood group, allergies, and conditions such as diabetes; software distribution, offering up to 2 megabytes of addressable data with intrinsic

security and encryption and detectable copying; financial transactions, holding an individual client's records on encrypted data with high security and capable of easy update; access control, providing a tamper-proof personnel security device capable of storing an individual's biometric details.

Data is imprinted in the card either photographically at the time of manufacture or by laser beam later. Old data may be readily cancelled by overwriting.

The cards are intrinsically secure and difficult to corrupt either accidentally or deliberately. They are unaffected by climate, magnetic or electric fields, exposure to light or radioactivity, or frequent handling. Attempts to copy data inserted at the time of manufacture can be detected, and the medium itself is tamper-proof. High security encryption may also be used to give further improvement of Recall card integrity.

A particular feature of British Telecom's service will be the ability to integrate applications of the Recall card with telecommunications networks. To this end the card may be used with British Telecom's M5000, M6000 and M7000 ranges of data terminals.



tem to interested airlines.

The first technical trials will take place on board the Racal Jetstream aircraft later this year, with commercial trials following on scheduled British Airways' Boeing 747 flights at the end of 1987. It is anticipated that the system will be ready for introduction to full service by late 1988, when the INMARSAT aeronautical ground Earth stations, which will provide the interconnection from the satellite system to existing telecommunications networks, will be in operation.

RACE delayed

A five year EEC development programme for research and development in advanced communication technologies in Europe (RACE), crucial to the future of Europe's telecommunications and computer industries, is being delayed since agreement has yet to be reached by governments on the overall budgetary framework under which EEC expenditure on research is financed.

Concern at the delay was expressed by Mr J M Price, Director of RACE Project 1006 and the immediate past President of ECTEL (the Association of European Telecommunications and Electronics Industries).

During the last twelve months European industries have demonstrated just how effectively they can work together towards a common and mutually beneficial objective - the main RACE programme. It is this programme that is now being delayed. Based on the results of the Definition Phase, completed in December 1986, the main programme was planned to start in the summer of 1987 and lead to the development of a European framework for an integrated broadband communications network (IBC) by the early 1990s.

The RACE programme is important because Europe is in a technology race against the USA and Japan. If Europe can quickly agree a common framework and standards for IBC, then the competitive position will be strengthened by a large 'common' Euro-

pean base. The USA and Japan are already heavily committed to research and development in broadband communications. Unless a start is made the home market will be lost to other systems which become available earlier.

Telex card

Procom 20, the new internal telex card from Communicate in Berkshire, has received official BABT approval.


It comprises a full length add-on card incorporating a telex modem, on-board processor and a 64K memory - driven by Communicate's powerful telex management software.

Procom 20 provides an IBM-compatible PC with the facilities to operate as a fully featured telex terminal, sending or receiving telex in background mode without interrupting the routine applications of the PC.

Priced at £850, Procom 20 is the first PC/telex to sell at under £1,000.

Diagnosis

The need for engineers to be experienced in aspects of diagnostic engineering has become more apparent during recent years with the increased complexity of plant and machinery and the high associated capital costs. Downtime can be extremely expensive, not simply in the



Improved reflections

An improved version of the OFL213S (pictured above) will be on show at the Cossor stand at Olympia in April at *Fibre Optics '87*, which is part of British Electronics Week.

This OTDR (optical time domain reflectometer), which is designed for use with single mode fibres, has improved dynamic range, which means it can see

further, faster and with less noise on the display, thus giving an all round improved performance.

The OFL213S and its sister model, the OFL213, for multi-mode fibres, have the additional facility of interfacing with printers, which gives a permanent written record of the screen read-out, including the cursor position and attenuation losses between specific events.

cost of replacement parts but in the loss of productivity.

With this in mind the Institution of Diagnostic Engineers was formed five years ago. In addition to regular informative newsletters which are forwarded to members, plans are being developed to establish an Advanced Diploma in Diagnostic

Engineering, but until such a diploma is operating, applicants may join solely on the basis of ability and capability without the need for any advanced academic attainment.

For more information contact Dr Ralph Collacott, 3 Wycliffe Street, Leicester LE1 5LR.

Out of Africa

The government of Sierra Leone has awarded the British-based Incomtel systems engineering group a contract covering the supply of a complete new short wave HF broadcasting system.

This order was won against strong international competition. The company has already designed and installed several HF and MF broadcasting system networks in Africa.

The new broadcasting facility will enable the government of Sierra Leone to provide educational and news broadcasting services right across the country's vast rural areas, in addition to FM and MF transmissions in the cities.

The turnkey system in use

comprises two 10kW HF broadcast transmitters, in main/standby configuration, and incorporates a directional log periodic antenna covering a frequency range of

3.3MHz to 9.6MHz. It will provide clear, country-wide coverage and the capacity to broadcast far beyond the borders into neighbouring countries.



AMATEUR RADIO WORLD

Compiled by Arthur C Gee G2UK


In a recent interview which a representative of the New Zealand amateur radio magazine *Break-In* had with Dr Karl Meinzer DJ4ZC, and which was reproduced in AMSAT-UK's *Oscar News*, number 62, November 1986, some very interesting views were expressed by Dr Meinzer about the future prospects for amateur radio satellites.

Dr Meinzer has been extensively involved with the amateur radio satellite scene right from its beginning. He has been associated with the planning, design, construction, launching and control of all the more recent satellites launched under the banner of AMSAT. His views on some of the more salient plans for the future are as follows:

■ On the application of packet radio to amateur radio satellites, Karl is not too impressed with its advantages for satellite use. He points out that PR, being a union of computers with amateur radio, has attracted a lot of attention. But Karl considers that amateur computing is on the wane in Europe, as doing really useful complex procedures is still hard work! 'The computer does not solve anything in itself. You still have to work at it', he says.

■ Geostationary satellites for future amateur radio satellite plans have a high profile at the moment. However, Karl thinks that they would not really fulfil the needs of amateur radio in the best way. Their cost would be many times that of satellites currently in operation and Karl sees no possibility of amateur radio ever being able to raise sufficient funds to carry through such a project. These satellites would be much more complicated mechanically, the antennas would have to be 'de-spun', attitude-control jets would be required and at least three satellites would be needed to provide proper coverage. Karl is of the opinion that it would be far more sensible to concentrate on improving the Phase 3 type satellites.

A further reason for Karl's rejection of the project is that he feels that amateur radio should be educational, enabling people to learn from their participation in amateur satellite activities. Geostationary satellites would take away much of the instructional value of current orbital calculations, and would become little more than glorified FM repeater systems.



Karl points out that the controlling factor in the future of amateur satellites is cost. Until now, amateur satellite builders have been very lucky in obtaining funds and help from industry and so on for building their satellites. In Germany the government has been very generous, but one cannot expect this sort of help to continue indefinitely. The present amateur radio satellite system will need replacing every five years or so, which will require a substantial budget.

It would not be possible to raise this money from the users, as there is no way of making them pay, especially on a global basis. These costs should be considered as an extension to existing amateur resources, viz, frequencies suitable for long range communications. Karl thinks it would be appropriate for national amateur radio organisations to share these costs at a level corresponding to their membership. Karl dislikes the trend towards nationalism in building satellites and considers it quite the wrong way to go. Producing a satellite as complex as Oscar 10, or one of the new generation with higher power capability, is now beyond the capacity of any individual group.

Karl concludes by saying that he would like to see more people getting interested in space and building satellites. Over the last ten years a technology has been developed which others can build on, and which can be very rewarding for younger people to get involved in and thus learn about space engineering.

AMSAT-UK donation to UoSAT

One of the objects of AMSAT-UK is to help in the establishment of amateur satellite facilities aimed at encouraging interest in this aspect of amateur radio.

To mark the 25th anniversary of the launch of Oscar 1 and the birth of the

Amateur Radio Satellite Service, AMSAT-UK agreed at its last committee meeting to make a donation of ten thousand pounds to the University of Surrey's UoSAT Spacecraft Engineering Research Unit to support the development and refurbishment of the UoSAT groundstation. The original ground control station has been in operation continuously since 1981. It has had to be upgraded regularly to provide the necessary facilities to support the growing experimental programme executed by the UoSAT-1 and 2 spacecrafts in orbit, and to provide secondary command for the Oscar-10 and FO-12 satellites. This financial support will make a most significant contribution to this essential aspect of the UoSAT programme.

Dr Martin Sweeting, in expressing gratitude for this support on behalf of all members of the UoSAT Unit, assured AMSAT-UK that it would be put to very good use and would benefit UoSAT users and experimenters world-wide.

New callsign

The Scout Jamborees and camps held at Gilwell Park have for a long time been well known to the amateur radio fraternity through the amateur radio station the Scouts operate during such occasions. They have now been granted a permanent special event callsign for this station, which is a rare honour. The new callsign is GB2GP. This enables any Scout to talk from the station, provided he is under the supervision of a licensed amateur.

Hams on Voyager

From the *Westlink Report*, it was learnt that the two pilots of the Voyager experimental aircraft, which successfully made the first non-stop round the world flight, were radio amateurs.

The two pilots were Dick Rutan KB6LQS and Jeana Yeager KB6LQR. Although there was radio amateur gear aboard the aircraft, no amateur radio communication was expected and none in fact did take place, there being little or no opportunity for such activity. The radio communication that did take place was on 6.550 and 13.312MHz. The Voyager's callsign was AFS6VO. Some radio communication was also carried out via satellite.

The aircraft was built mainly of wood, composition materials and styrofoam. It had a wing span approximating that of a Boeing 747 and carried 1900 gallons of fuel to supply its two engines, located fore and aft.

Student satellite

Following the comments above about the value of actually participating in amateur satellite building as a means of providing education in spacecraft engineering, it is interesting to read that not only the Russians follow this technique with their ISKA satellites; it has also apparently been followed in the USA, though not quite so successfully so far. A small satellite built by Ogden Utah's Weber State College students, and launched by the ill-fated

shuttle Challenger 20 months ago, burned up on re-entering the atmosphere on December 16th. The Northern Utah satellite, NUSAT I as it was designated, failed as a technical project, but succeeded as a learning experience according to school officials. It was launched in April 1985 from Challenger at an altitude of 221 miles. Its mission was to test and calibrate Federal Aviation Administration radar equipment, but the satellite failed because of technical problems. The college is planning a new and improved satellite, NUSAT II, which it is hoped will be ready to fly in 1988.

Re-issue of Tx licences

The regulations which control amateur radio have up until now made it difficult, if not impossible, for a licensed amateur who has let his licence lapse to get it back again with the original callsign. The DTI recently announced a change in policy relating to this. They will now permit a previously held licence to be re-issued to the original holder, with the exception of the G5+ three letter series, which has been withdrawn for re-use and is thus not available. This facility will apply to previous legitimate licence holders, even if the original qualifications for obtaining a licence were not

based on the current City & Guilds Radio Amateur examination.

Radio regulatory report

As part of its efforts to improve openness and consultation, the Radio Regulatory Division of the DTI has produced its first report, which covers its activities over the years 1985/86. This makes extremely interesting reading and it should be read by all who use radio in its many and varied modes. Such topics as amateur radio licences, pirates and court cases, interference, marine and mobile radio systems, TV and broadcasting, satellite links and so on are thoroughly covered.

Statistics covering the increase in use and costs make very interesting reading indeed.

The Radio Regulatory Division of the DTI has now changed its name to the Radio Communications Division, which is intended to reflect its new approach, aimed less at regulation, a phrase suggesting heavy-handed bureaucracy, and more at providing a service to responsible users.

The report is obtainable by sending a 43p stamp to Radio Communications Division, DTI, Waterloo Bridge House, London SE1 8UA. REW

SURPLUS COMPUTER HARDWARE

ITT SCRIBE III WORD PROCESSING SYSTEM.

Professional system originally selling at around £6000 without printer. Now offered with **software included** & a variety of different options available. This system is available from us **ALL BRAND NEW** at the cost of current budget systems, but with **office-quality** performance & features.

SOFTWARE INCLUDED:

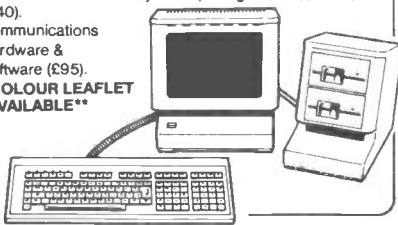
- *DATABASE — allows information storage & retrieval by user-selectable criteria.
- *EDITING — including easy reformatting, global search & replace, save & move, cursor control etc.
- *AUTOMATIC LETTERWRITING — with merge, glossary file for much used phrases etc.
- *MATHS FUNCTIONS — screen maths allows addition of rows, columns & complete tables.
- *PROGRAMMABLE COMMANDS — allows format changes, accessing record block files, prompts etc.
- *HELP FILES — quicker to use than the comprehensive manual supplied.
- *BASIC COMPILER.

HARDWARE INCLUDED:

- *SCREEN/WORKSTATION — dual processor (16 bit TI 9995 & Z80H) with 128K memory, 12" green screen 25 x 80 character display with slow scrolling, QUME printer interface.
- *KEYBOARD — low-profile keyboard additionally has 43 clearly marked dedicated function keys.
- *DISC DRIVES — dual SHUGART 5¼" DSDD drives each 430K capacity formatted. **£295.00**


OPTIONS:

- *10mbyte MiniScribe WINCHESTER disc drive (£195).
- *NEC Model 3500 35cps daisy wheel printer (£295).
- *NEC Model 7700 55cps daisy wheel printer (£395).
- *128K additional memory with spelling check software (£40).
- *Communications hardware & software (£95).
- **COLOUR LEAFLET AVAILABLE**




HITACHI Model 3055 3" disc drives. With SHUGART compatible interface (34 way edge connector) & suitable for BBC with DFS, AMSTRAD 664/6128, TATUNG EINSTEIN & many others. 250K (double density unformatted) per side reversible; 40 track; standard power connector for 12V & 5V; overall power consumption typically 3.7W. Supplied **BRAND NEW** with connector pin-out details etc. but uncased. Data cables only are available for AMSTRAD & BBC (£7.50) and TATUNG (£10.00). **£29.95**

HITACHI Model 305D double sided 3" disc drives. As above, but double sided (500KB unformatted accessible without turning disc over). Not suitable for AMSTRAD 664/6128. *Over 2000 Model 305 drives already sold by us **£39.95**



MATMOS PC. Available without disc drives only. 64KB Z80A based keyboard sized machine with RGB, composite video outputs & UHF modulator. Serial, parallel, cassette & peripheral bus interfaces are provided, together with a ROM port. MICROSOFT BASIC is in ROM. Office quality machine originally sold at £350 by its big-name manufacturer. **BRAND NEW.** *Over 1000 already sold by us **£49.00**

MATMOS TERMINAL. MATMOS PC as above but with additional plug-in menu driven terminal emulation ROM offering RS-232 communications up to 9600 Baud. (ROM is available separately at £20.) **£69.00**



TOSHIBA Model T300 IBM compatible PC system.

With 6MHz 8088 processor, 256KB RAM, single half-height 5¼" floppy disc drive (640KB), high resolution green display, serial & parallel interfaces. Included are **MS-DOS Ver. 2, MICROSOFT T-BASIC** & comprehensive diagnostic disc. Available options include a high resolution colour monitor, graphics cards etc. **BRAND NEW** **£325.00**

AS ABOVE but with dual floppy disc drives. **£395.00**

TOSHIBA Model T100 CP/M system. With 64KB RAM, dual 500K 5¼" floppy disc drives, serial & parallel interfaces & high resolution green display. **BRAND NEW.** **£199.00**

DEC PDP 11/73 system. With 1MB RAM, twin 20MB WINCHESTER disc drives, single 8" floppy disc drives & DLV11-J quad serial interface. **£4500.00**

DEC PDP 11/23 system. With 256KB RAM, single 20MB WINCHESTER disc drive, single 8" floppy disc drive & XENIX operating system. **£1800.00**

ITT Model 3500 FACSIMILE machine. Very compact Group II machine allows document transmission & reception over phone line. EX DEMO. **£299.00**

Please note:
*VAT & CARRIAGE must be added to all items. Carriage is £3.00 + VAT for 3" disc drives, and £10.00 + VAT for most other items.
*SAE please, for further details of any item and complete stock list.

MATMOS Ltd., 1 Church Street, Cuckfield, W. Sussex RH17 5JZ. (0444) 414484/454377
COMPUTER APPRECIATION, 111 Northgate, Canterbury, Kent CT1 1BH. (0227) 470512. TELEX 966134 COMPAP

matmos & COMPUTER APPRECIATION

ATV



ON THE AIR

Andy Emmerson G8PTH puts you in the picture

If you have followed my 'use it or lose it' rantings, you will recall the sad situation in Belgium where 70cm and 23cm allocations were reduced to a state where ATV was unworkable. The big news is that our ON friends have back all that they lost and more.

ATV is now permitted between 430 and 434MHz (secondary status), between 434 and 440MHz (primary user) and from 1240 - 1300MHz (secondary). Permitted power levels are 30 or 150 watts, according to licence status.

Below 1GHz only mode C3F (AM) is to be used, while above 1GHz both AM (C3F) and FM (F3F) are allowed. Transmissions must be standard 625 lines, with any colour subcarrier on 4.43MHz, in CCIR norm B. Slow-scan and FAX transmissions are allowed on these bands, and also on two metres and HF. So all those protests had a point.

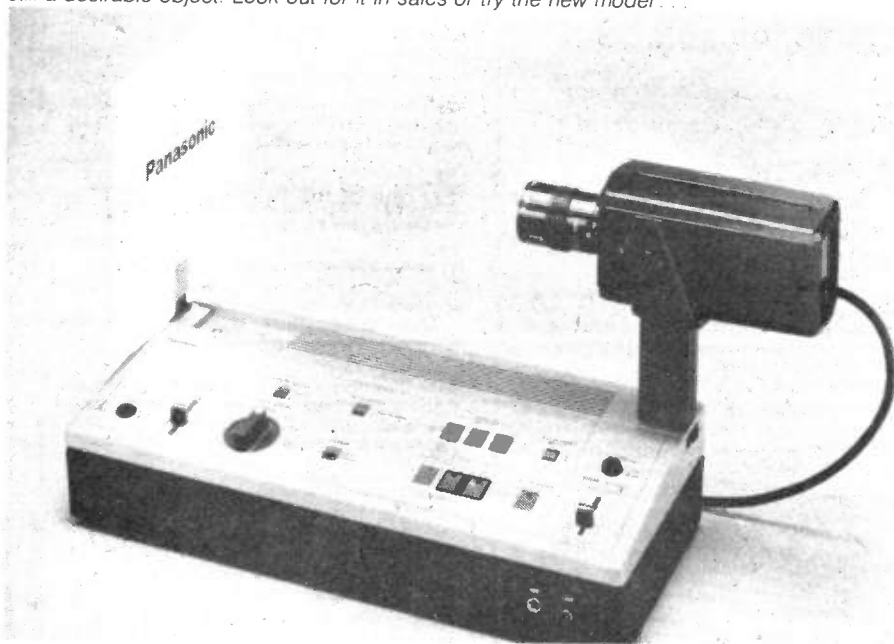
On guard again

So far, so good, but there are several proposals to be made at April's IARU


Region 1 conference which threaten our fun. DARC, the German amateur radio club, is proposing an international bandplan for 23cm which sets aside 1270 - 1286MHz for the exclusive use of ATV and makes 1286 - 1291MHz all-mode. This would make in-band TV repeaters on 23cm unworkable and will be resisted. The RSGB's paper makes no recommendations outside the narrow-band sector around 1296/1298MHz, and in fact any so-called international bandplan must recognise that band sizes and usage vary from country to country. We need no EEC-style meddling in amateur radio!

The next problem is packet radio. In the Netherlands there were about 100 packet radio stations at the beginning of last year; by the end there were 1,000! These stations need channels, clearly, but several countries are proposing the use of 433.600 - 433.725MHz and 438.025 - 438.075MHz. Clearly, these transmissions would interfere with ATV, and the Dutch organisation VERON will instead

Panasonic have always been noted for the niftiest caption colouriser for inserting titles and graphics into existing video material. The original WV-J10E has now been superseded by a new model but it's still a desirable object. Look out for it in sales or try the new model.



propose the allocation of 430.625 - 430.675MHz for packet radio. In Britain this would not work because of PMR (private mobile radio) and the Fylingdales restrictions, so G3VZV is proposing 432.500 - 432.800MHz, which sees little use by anyone. Problems, problems...



Good news for SSTVers

At last a slow-scan 'bible' has appeared. Called *The Slow-Scan Companion*, this is a worthy addition to the bookshelf of anyone remotely interested in SSTV. The book, which contains a thick 100 pages, has a glossy laminated full-colour cover and stands head and shoulders above most amateur publications.

Written by Grant Dixon G8CGK, John Wood G3YQC and Mike Wooding G6IQM, it has 16 chapters. Topics covered include SSTV standards, transmitting and receiving SSTV, as well as studio and colour techniques. Commercial equipments old and new are reviewed, as well as techniques involving home micros. Also covered are scan converters, solid-state character and test pattern generators and even the good old flying spot scanner (which still has a useful role to play). The book is finished off by a digest of useful circuit modules and a comprehensive index.

All in all it is a superb production, which fills a gap felt for many years and reflects well on its authors and all the others who contributed chapters. Even a slow-scan hater like me found it interesting, so order one now! You can't really wait until you see it at a rally, can you? Cheques should be made out to the BATC for £3.50 and sent to BATC Publications, 14 Lilac Avenue, Leicester LE5 1FN.

More goodies in print

In these monthly columns I can only scratch the surface of our ATV hobby and

if you want to dig deeper you need the journal of the British Amateur TV Club, *CQ-TV*. The latest 100 page issue is out now and a dip into the contents reveals satellite TV news, a 10GHz transceiver, the Camtech 23cm preamp reviewed, SSTV on the Beeb micro, lots of Spectrum circuits and an in-depth feature on video enhancers (do they always enhance?). You can only get *CQ-TV* by joining the British Amateur TV Club, which is not expensive at just £6 a year. To join send an SAE to BATC Membership, Grenehurst, Pinewood Road, High Wycombe, Bucks HP12 4DD.

Repeater news

Wood & Douglas have recently supplied equipment to Switzerland which will be used in the first ATV repeater there. In the UK, applications have been made for new FM television repeaters at Nottingham (GB3NV) and Rugby (GB3RT). I think we shall soon have more ATV repeaters than the Germans or the Americans, who are front-runners in these stakes!

Bob Hope G4ZPP, who is secretary of the Crawley Repeater Group, has written about improvements to GB3CT: 'It seems that although we could be seen over a wider area than we planned, the repeater could not be accessed. We decided, therefore, to purchase a proprietary receiver, and the Wood & Douglas

1250DC50 downconverter plus VIDIF unit seemed to be ideal.

'Alan Wood gave us a handsome discount on the units, and they were purchased and fitted. We found that the sensitivity without a preamp was adequate, as do the Worthing Group (GB3VR), but as they are using beam antennas on a westerly path and we have the omnidirectional Alford Slot, it has been decided to add the Microwave Modules bipolar preamp and a further interdigital filter (making two). The extra filter helps to keep out the Pease Pottage radar (three miles away).'

It is good to see commercial firms getting a pat on the back, especially when they help repeater groups. Of course, it may well result in extra sales for them eventually, which can be no bad thing. The gesture is appreciated, though, and in this connection remember that QSL Crystals give free crystals to repeater groups.

Down in 'Brissle'

From 'Brissle', Shaun O'Sullivan G8VPG informs us that construction of GB3ZZ, the Bristol FM repeater, is progressing well. They now have planning permission for the aerials, which have been erected on site. Trials will commence using a temporary transmitter in manned relay station mode. It is hoped that the greater part of the

eventual repeater will be on show at the Crick Convention (3rd May at the Post House Hotel, just off exit 18 of the M1 motorway – everyone welcome).

The Bristol group is also selling a new 24cm ATV antenna in aid of club funds. It is a broadband 23/24cm job, and by using inexpensive band IV/V technology a compact and inexpensive 'starter' or portable aerial has been made available. It is an 18 element yagi, end mounting, and has a gain of around 10dBd. SWR is no higher than 1.5:1, with a length of 0.92m and a weight of 0.3kg. It is supplied with a waterproof joint box and mast clamp (up to 55mm diameter) and is sold assembled.

The design is exclusive to the group. The cost is £12.50 collected or £14.75 posted to a UK address. Cheques should be made payable to the Bristol FM TV Group and sent to 15 Witney Close, Saltford, Bristol BS18 3DX.

Footnote

The DTI has just issued the first annual report for its Radio Communication Division (formerly the Radio Regulatory Department). It makes fascinating reading and costs nothing. You can order a copy by phoning 01-275 3072 or by writing to Room 605, Waterloo Bridge House, Waterloo Road, London SE1. Please don't forget to send in reports and photographs – see you next month. **REW**

NETWORK 934

Andy Emmerson G9BUP

I mentioned last time that I was due to receive a filter claimed to eliminate interference from cellular radio – or at least partially. This has now arrived and it looks solidly built. You'll have to hold your breath a little longer, though, as I have not had it tested yet.

We'll put it through the works and have it swept – this means passing different radio frequencies through it and measuring how much goes in (and comes out). In this way one can determine how efficient a filter is at passing the frequencies one does want (934MHz transmissions) and rejecting those not wanted (cellular radio conversations).

At the same time we measure the insertion loss; anything you connect into the feeder between the radio and the antenna will absorb some of the power, and naturally, we want to keep

this loss to an absolute minimum.

Trade news

The filter came, by the way, from Selectronic of Canvey Island. Their proprietor, Mike Machin, has also lent me lots more goodies for review: a power and SWR meter by Diamond-Welz, a new super-doooper preamp from Japan and a high-gain base collinear. As if this was not enough, there's also a new scanner receiver which covers 25-1300MHz, which seems to be the most sensitive yet at 934MHz. So watch this space for test results and full details.

It has been some time, in fact, since I had major new products to report, so this will make a change. On the subject of Selectronic, I should also note that they now have in stock the 23 element yagi from Tonna.

As I mentioned in a previous article, this is one of the best sellers in Switzerland and deservedly so, because it is one of the best-made beam aerials on the market. Its length is 2.44 metres and its gain is 15.9dBd (18dB if you prefer). VSWR is reported as 1.2:1, which is fine, and the price is £59.95.

They also have a new base station collinear, the PA-28, which offers a massive 15dBd gain thanks to its 28 half-wave elements. This monster will cost you £135 and is really for the DX man – performance with these big arrays is not so good close-in.

They are a bit like lighthouses, beaming all their light as far as possible towards the horizon. If you try to read a newspaper standing beneath a lighthouse you will get very little light, and the same applies to a high-gain

collinear. You will also need a lower gain stick if you work a lot of local mobiles – don't blame the antenna if it doesn't do what it was never intended to do!

I also mentioned recently the phonepatch system introduced by IQD Ltd of Crewkerne. This seems to have been causing a little uneasiness for two reasons. According to informants, systems are already in use in the Bristol, Grantham and New Milton areas and are provoking a little bother. The blame, by the way, can be pointed in two directions.

For a start, the phonepatch system's radio equipment (Delta Ones modified by CTVR Ltd) is supposed to avoid channels already in use, but in practice only S9 signals are registered. In consequence, the phonepatch system 'walks over' DX contacts, to the annoyance of the existing users.

By way of retaliation 934 users are deliberately jamming users of the phonepatch – not a very good situation. The problem would be avoided if the phonepatch transceivers had their squelch adjusted to take account of quieter QSOs already existing.

As I have said before, business users have a perfect right to use 934MHz and we must have peaceful coexistence. Most business users pack up at 5pm and

at weekends, while most hobbyists come onto the band outside these times, so why can't people be satisfied?

Even if you share the band with a local taxi firm, look on the bright side: they only need one channel out of twenty and if they are like our local outfit they will be pleased to give rig and time checks if asked.

Is this reasonable? If you disagree, do write and tell us all why! Perhaps the only long-term solution is separate bands for business and hobby users – how about another 20 channels for commercial organisations?

Legal problems?

The other aspect of this phonepatch business is that it may not be legal. IQD Ltd are adamant that it is legal to use their device on 934MHz and certainly it has British Telecom approval. On the other hand, the Department of Trade and Industry, who control the airwaves, consider this a rather grey area. Phonepatching, they say, needs a separate licence under the British Telecommunications Act of 1984, which is not issued to individual users, and is certainly not permitted in the 934MHz licence (nor, for that matter, is it in the amateur licence). What is clear is that it

would need a competent independent authority to determine what the law intended, and I wonder if the DTI wishes to go as far as to institute a test prosecution? If you were in the dock, would you have a case against the people who sold you the equipment? I doubt it, so I suggest anyone buying this apparatus demands a letter of indemnity from the supplier, saying that its use is in their view legal. Oh dear, oh dear. . .

More egg on face

Last month I said that the first 933MHz PRS test and development licence had been issued to Selectronic of Canvey Island. This was said in good faith, but now Jim Finch of Solid State Electronics has shown me his 933MHz licence issued back in August 1986. My one has also come through at last, so we are all happy. All we need now is a public Personal Radio System!

Sign-off

That's it again for this time. Drop me a line and tell me who you have worked lately. You're a shy lot; nobody has sent in their QSL cards but I shall be pleased to print the best designs. What about this plan for a repeater in Worcestershire? Let us all know. . .

REW

SATELLITE TV RECEIVING EQUIPMENT

Dish spinnings, from 60cm-2.7m LNB's, and Feed Horns available – for further details contact:

HARRISON ELECTRONICS
Century Way, March, Cambs PE15 8QW
Tel: (0354) 51289

SWINDON RALLY

OAKFIELD SCHOOL, MARLOWE AVE, SWINDON
Sunday 10th May, open 10.30am, adm 50p.

Radio & Electronic Equipment, Components,
Computer Equipment & Software.
Refreshments, Entertainment for the Whole Family.

Details: G8SFM QTHR TEL: 066689-307

OSCILLOSCOPES

TELEQUIPMENT D75 Dual Trace 50MHz. Delay Sweep. With manual. £325
COSSOR CDU150 Dual Trace 35MHz. Solid State Portable 8 x 10cm display with manual. £200
S.E. LABS SM111 Dual Trace 18MHz. Solid State Portable. AC or External DC operation 8 x 10cm display. With manual. £165
TELEQUIPMENT D61 Dual Trace 10MHz. With manual. £150
TELEQUIPMENT D43 Dual Trace 15MHz. With manual. £100
TELEQUIPMENT S54A Single Trace 10MHz. Solid State. With manual. £110

COMMUNICATION RECEIVERS

Racal RA17L 500KHZ-30MHz. With manual only £140 each
Eddystone 730/4 480KHZ-30MHz. With manual only £110 each

MULTIMETERS

AVO 9 Mk4 (Identical to AVO 8 Mk4 but scaled differently). Complete with Batteries & Leads. £65
AVO 8 Mk2. Complete with Batteries & Leads. £45
Above items in GOOD WORKING ORDER – appearance not A1 hence the price.
AVO TEST SET No 1 (Military version of AVO 8). Complete with Batteries, Leads & Carrying Case. £65
TEST LEADS suitable for AVOMETERS Red & Black with 2 Croc Clips & 2 Probs (P&P £2) £5
ANALOGUE POCKET MULTIMETERS Philips/Taylor/AVO etc. Complete with Batteries & Leads from £10

STEPPING MOTORS

Type 1. 200 Steps per rev. 4 Phase (5 wire) 12/24V Torque 25oz inch (will run on 5V with reduced torque). £15.00
Type 2. 6/12 Steps per rev. 3 Phase 12/24V (will work on 5V). £2.00
5 off £7.50
Type 3. NORTH AMERICAN PHILIPS 24 Steps per rev. 4 wire 5V 3.3 amps 0-250rpm 0-200 PPs. £6.00
Type 4. 200 Steps per rev. 120V (3 wire) Torque 25oz inch. £4.00
Type 7. WARNER 24 Steps per rev. 3 Phase (6 wire). 28V. Holding Torque 45oz inch. £6.00

AVO TRANSISTOR TESTER TT169

Handheld GO/NOGO for In-situ Testing. Complete with Batteries, Leads & instructions (P&P £3). NOW ONLY £12

Used equipment – with 30 days guarantee. Manuals supplied if possible. This is a VERY SMALL SAMPLE OF STOCK. SAE or Telephone for Lists. Please check availability before ordering. CARRIAGE all units £16. VAT to be added to Total of Goods & Carriage. Callers welcome 9am to 5.30pm Mon-Fri (until 8pm Thurs).

STEWART OF READING

110 WYKEHAM ROAD, READING, BERKS RG6 1PL
Telephone: 0734 68041

DISK DRIVE PSU. 240V In; 5V 1.6A & 12V 1.5A Out. Size: W125mm. H75mm. D180mm. Cased, unused. ONLY £10 (P&P £2)
DISK DRIVE 5 1/4in full height. 80 track. Double sided. Double density. With manual Used (P&P £5) £45.00
Black & White Monitors 9in from £45
QWERTY KEYBOARD. Cased. ASC11 Coded + Uncoded Keypad & Function Keys. Requires -12V With info. Unused £25 (P&P £4)
QWERTY KEYBOARD (as in LYNX MICRO). Push to make Case ONLY £5.00 (P&P £2)

SPECIAL OFFERS

B-K Precision CRT Restorer/Analyser Model 467. Supplied with 2 bases and manual (P&P £7) ONLY £125 each
LABGEAR Colour Bar Generator KG1. 8 Test patterns (P&P £4) ONLY £40 each

RACAL UNIVERSAL COUNTER TIMER

Type 836. 32MHz. With manual. ONLY £50

ISOLATING TRANSFORMER 240V In – 240V Out. 500VA. £16 each (P&P £5)

NEW EQUIPMENT

HAMEG OSCILLOSCOPE 605 Dual Trace 60MHz. Delay Sweep. Component tester. £563
HAMEG OSCILLOSCOPE 203.6 Dual Trace 20MHz. Component tester with 2 probes. £314

All Other Models Available

BLACK STAR FREQUENCY COUNTERS (P&P £4)
Meteor 100-100MHz £99
Meteor 600-600MHz £125
Meteor 1000-1GHz £175
BLACK STAR JUPITOR 500 FUNCTION GENERATOR
Sine/Square/Triangle. 0.1Hz-500KHz (P&P £4) £110

HUNG CHANG DMM 7030 3 1/2 digit. Handheld 28 ranges including 10 amp AC/DC 0.1% Complete with Battery & Leads (P&P £4) £39.50
As above DMM 6010. 0.25% £33.50

OSCILLOSCOPE PROBES. Switched x1: x10 (P&P £2) £11

ELMASET INSTRUMENT CASE

300x133x217mm deep £10.00 ea (£2.20)

REGULATORS

LM317T Plastic TO220 variable £1.00
LM317 Metal £2.20
7812 Metal 12v 1A £1.00
7805/12/15/24 plastic 50p 100 + 27p
7905/12/15/24 plastic 50p 100 + 27p
CA3085 T099 Variable regulator £1.00
LM338 SA variable £5.00

COMPUTER ICs

Used Eproms are erased and verified
6808 Processor Ex-Equip £5.00
27128-25 NEW £2.60
2764-30 NEW £2.00
2716-45 USED £2.00 100+£1.50
1702 EPROM ex equip £5.00
2732-45 USED £2.00 100+£1.50
2114 EX EQPT 60p 4116 EX EQPT 70p
6264LP15 8K static ram £2.80
6116 -2 (TC5517AP-2) £1.50

SURFACE MOUNTED

TRANSISTORS

BCW30 BCW31 BCW72 NTAV70 25A812 152836
min 50/type 100/£2.50

POWER TRANSISTORS

2SC1520 sim BF259 3/£1 100/£22
TIP141, 142, £1 ea, TIP112, 125, 42B 2/£1.00
TIP35B £1.30 TIP35C £1.50
SE9302 100V 10A DARL SIM TIP121 2/£1.00
2N3055 Ex eqpt tested 4/£1.00
Plastic 3055 or 2955 equiv 50p 100/£35.00
2N3773 NPN 25A 160V £1.80 10/£16.00

DISPLAYS

Putaba 4 digit clock, fluorescent display 5-LT 16
..... £1.50
Putaba 8 digit calculator, fluorescent display
9CT-01-3L £1.50
Large LCD Clock display 1" digits £3.00
7 seg 0.3" display comm cathode 2/£1.00

QUARTZ HALOGEN LAMPS

A1/216 24v 150w £2.25
H1 12v 55w (car spot) £1.25

MISCELLANEOUS

VN10LM 60v 1/2A 5ohm TO-92 mosfet 4/£1
PCB WITH 2N2646 UNIUNION with 12v 4
POLE RELAY £1
400m 0.5w thick film resistors (yes four hundred
megohms) 4/£1
STRAIN GAUGES 40 ohm Foil type polyester
backed balco grid alloy £1.50 ea 10+ £1
12V RELAY 2 pole 6A contacts £1.25
DIL REED RELAY 2 POLE n/o CONTACTS £1
Zettler 24v 2p c/o relay 30x20x12mm sim. RS
348-649 £1.50 100+ £1
ELECTRET MICROPHONE INSERT £0.90
MODEM LINE TRANSFORMER £1.50 1K 50p
Linear Hall effect IC Micro Switch no 613 SS4
sim RS 304-267 £2.50 100+ £1.50
OSCILLOSCOPE PROBE SWITCHED X1 X10
..... £10

CHEAP PHONO PLUGS 100/£2 1000/£18
1 pole 12 way rotary switch 4/£1
AUDIO ICS LM380 LM386 £1 ea
COAX PLUGS nice ones 4/£1
4 x 4 MEMBRANE KEYBOARD £1.50
15.000uF 40V SPRAGUE 36D £2.50 (£1.25)
INDUCTOR 20uH 1.5A 5/£1
NEW BT PLUG + LEAD £1.50
1.25" PANEL FUSEHOLDERS 5/£1
MAINS ROCKER SWITCHES SPST 6A 5/£1
STAINLESS STEEL HINGES 14.5 x 1" OPEN
..... £1 ea
TOK KEY SWITCH 2 POLE 3 KEYS ideal for
car/home alarms £3

12v 1.2W small wire ended 1 amps fit AUDI VW
TR7 SAAB VOLVO 10/£1
12V MES LAMPS 10/£1
STEREO CASSETTE HEAD £2
MONO CASS. HEAD £1 ERASE HEAD 50p
THERMAL CUT OUTS 50 77 85 120C £1 ea
THERMAL FUSE 121C 240V 15A 5/£1
TRANSISTOR MOUNTING PADS TO-5/TO-18
..... £3/1000

TO-3 TRANSISTOR COVERS 10/£1
STICK ON CABINET FEET 30/£1
PCB PINS FIT 0.1" VERO 200/£1
TO-220 micas + bushes 10/50p 100/£2
TO-3 micas + bushes 20/£1
Kynar wire wrapping wire 2oz £1
PTFE min screen cable 10m/£1
Large heat shrink sleeving pack £2
CERAMIC FILTERS 6M/9M/10.7M ... 50p 100/£20
TOKIN MAINS RFI FILTER 250v 15A £3
TEC chassis plug rfi filter 10A £3
Potentiometers short spindles values 2k5 10k
25k 1m lin 5/£1
500k lin 500k log 4/£1
40KHz ULTRASONIC TRANSDUCERS EX-EQPT
NO DATA £1/pr
PLESSEY INVERTER TRANSFORMER 11.5-0-
11.5V to 240v 200VA £6 (£3)
240 to 115v step down transformers 1kVA
..... £13 carr £3

RECTIFIERS

120v 35A stud 65p
12FR4 0 12A 400v small stud 4/£1.50
BY127 1200V 1.2A 10/£1.00
BY254 800v 3A 8/£1.00
BY255 1300v 3A 6/£1.00
1A 800v bridge rectifier 4/£1.00
4A 100V bridge 3/£1.00
6A 100v bridge 50p
10A 200v bridge £1.50
25A 200v bridge £2.00 ea 10/£18.00
25A 400v bridge £2.50 10/£22.00

SCRs

ACOV8FGM 800mA 400v TO-92 Triac 3/£1
MCR72-6 400v £1
35A 600v stud £2.00
TICV106D .8A 400v SCR 3/£1 100/£15.00
MEU21 Prog. unijunction 3/£1.00

TRIACS

Triac 8A 400V TO220 5/£2 100/£30 ACOV8FGM
800mA 400V T092 TRAC 3/£1
Diacs 4/£1
TXAL225 8A 400V 5mA gate 2/£1.00 100/£35.00

CONNECTORS (EX EQPT. price per pair)

Centronics 36way IDC plug £4 10+ £3.50
Centronics 36way IDC skt £4.00
Centronics 36way plug (solder type) £4.00
USED Centronics 36W plug & skirt £3, NEW
'D' 9-way £1; 15-way £1.50; 25-way £2.00
37-way £2; 50-way £3.50; covers 50p ea

WIRE WOUND RESISTORS

W21 or Sim 2.5W 10 of one value £1
R10 0R15 0R22 2R0 2R7 3R9 4R7 5R0 5R6 8R2 10R
12R 15R 18R 20R 22R 27R 33R 36R 47R 56R 62R
91R 100R 120R 180R 220R 390R 430R 560R 680R
820R 1K2 1K5 1K8 2K7 3K3 3K0 5K0 10K
R05 (50 milliohm) 1% 3W 4 for £1
W22 or Sim 6W 7 of one value £1
R22 R47 R62 R82 1R0 1R5 1R8 3R3 6R8 9R1 10R
12R 20R 24R 27R 33R 47R 51R 56R 62R 100R 120R
180R 220R 390R 560R 620R 910R 1K0 1K2 1K8 2K2
2K7 3K3 3K9 4K7 8K2 10K 16K 20K
W23 or Sim 9W 6 of one value £1
R22 R47 1R0 1R1 3R0 15R 56R 62R 120R 180R 220R
1K0 1K5 5K1 10K
W24 or Sim 12W 4 of one value £1

R50 1R0 2R0 6R8 9R1 10R 22R 47R 68R 75R 82R
100R 150R 180R 200R 220R 270R 400R 620R 1K0
10K 15K

PHOTO DEVICES

Slotted opto-switch OPCOA OPB815 £1.30
2N5777 50p only
TIL81 T018 Photo transistor £1.00
TIL38 Infra red LED 5/£1
OPI2252 Opto isolator 50p
Photo diode 50p 6/£2.00
MEL12 (Photo darlington base n/c) 50p
RPY58A LDR 50p ORP12 LDR 70p
LEDs RED 3mm or 5mm 12/£1 100/£6.00
GREEN or YELLOW 3 or 5mm 10/£1 100/£6.50
FLASHING RED 5mm 50p 100/£30.00

SUB MIN PRESETS

HORIZONTAL

1K 4K7 10K 22K 47K 1M 10M 15/£1 100/£5

DIODES

1N4148 100/£1.50
1N4004 or SD4 1A 300v 100/£3.00
1N5401 3A 100V 10/£1.00
BA157 1A 400V Fast recovery 100/£2.50
BA159 1A 1000V Fast recovery 100/£4.00
SUB-MIN PRESETS horiz 15/£1.00 100/£5.00
1K, 4K7, 10K, 22K, 47K, 100k, 1M, 10M.

MULTI TURN PRESETS

10R 20R 100R 200R 500R 50p

2K 5K 10K 22K 50K 100K 200K

IC SOCKETS

6-pin 15/£1 8-pin 12/£1; 14-pin 10/£1.00; 18/20-pin
7/£1;
22/24/28 pin 4/£1 40 pin 30p

TRIMMER CAPACITORS small

Small all types 5/50p
Grey 1.5 to 6.5pF Grey larger type 2 to 25pF
purple 3pF to 50pF

SOLID STATE RELAYS NEW

10A 250v AC

Zero voltage switching
Control voltage 8-28v DC £2.50
40A 250V AC Solid State relays £18.00

POLYESTER/POLYCARB CAPS

1n/3n/5n/8n/2/10n 1% 63v 10mm 100/£8
10n/15n/22n/33/47n/68n 10mm rad 100/£3.50
100N 250V radial 10mm 100/£3
2u2 160v rad 22mm 100/£10.00
470n 250v AC X rated rad 4/£1.00
33n/47n 250v AC X rated rad 15mm 10/£1.00
1u 600V Mixed dielectical 50p ea
Paper cap, 1uF 700V ideal for electronic
ignition £1.00

BEAD THERMISTORS

GLASS BEAD NTC Res @ 20°c 80p
250R 1K2 50K 220K 1M4

BEAD TANTALUM CAPS

8 25V 47u 3V 12/£1 100/£6.00
2u2 20V 8/£1 100/£8.00

MONOLITHIC CERAMIC CAPS

100n 50v 3m or 5m 100/£8
100N 50V axial Shortleads 100/£3.00
10N 50V 100/£3.00
100N 50V dil package 0.3" rad 100/£10
10N 50V dil package 0.3" rad £4/100 £35/1k

STEPPER MOTOR 4 PHASE 2

9v WINDINGS £3.50 10/£30.00

KEYTRONICS

SHOP NOW CLOSED, MAIL ORDER ONLY

P.o. Box 634

Bishops Stortford, Herts, CM23 2RX

TELEPHONE: 0279 505543

ELECTRONIC COMPONENTS BOUGHT FOR CASH

MIN CASH ORDER £3.00 OFFICIAL ORDERS WELCOME
UNIVERSITIES COLLEGES SCHOOLS GOVT DEPARTMENTS
MIN. ACCOUNT ORDER £10.00

P&P AS SHOWN IN BRACKETS (HEAVY ITEMS)
65p OTHERWISE (LIGHT ITEMS)

ADD 15% VAT TO TOTAL



Hotrodding the medium wave receiver

Some sound advice from Thomas Sinclair

The medium wave and the 160/80 metre bands have long been the faithful standby of the amateur radio enthusiast. The equipment is plentiful, easy to understand, modify and service, and for the most part, cheap. As a hobby, the medium wave band can provide many an enjoyable hour of knob-tiddling in the winter evening hours, searching for Continental and North American DX, as well as experimenting with loop aerials and trying to improve the receiver performance.

Many of the ideas here may be applied to the IF sections of some of the cheaper portable short wave Rx's such as the Vega and others of similar price range.

Figure 1 shows the general layout of the kind of circuit under consideration, which is typical of this price range. The only thing variable is the actual layout on the circuit board, but there should not be any trouble identifying the respective parts. Very few in this price range use ICs as yet, but if an IC is used, then it's best left alone, even if replacement ICs are available. There is a big difference between pulling a lonely transistor with three or four pins and pulling all the pins

of an IC, even with desoldering equipment. Of course, some older models will contain pnp transistors with the Far East prefix 'B', '2SA' or '2SB'. If this is the case, the same connections apply, except that the polarities will, of course, be reversed, as will the supply voltages. One other snag which might deter the amateur is that the audio amplifier may not be of the usual transformer type, and might even be of the IC variety, but this should not be a problem. Audio amps are generally pretty robust creatures.

Not everyone would agree, but in the author's opinion the perfect receiver is based on a design dating back to 1929 in which everything from the IF to the audio frequency was made variable. This is desirable on most superhets, not just the medium wave band, because the IF is actually set in the middle of its maximum setting as a compromise to accommodate both extreme ends of the band setting.

For example, if the IF is set for maximum performance at, say, the 500kHz end of the medium wave band, the chances are that weak stations at the other end of the band would not be

received, unless the IF was readjusted, and vice versa.

This is exactly what the serviceman does when he aligns the IF transformers with a signal generator and leaves it set at the compromise position, resulting in mediocre reception at the extreme ends of the band with the best performance in the middle. This is perhaps why, on a commercially adjusted set, it is easier to receive Canada, Boston, or the Continental American Forces Network in the 700kHz to 900kHz region in the middle of the band. Trying out this theory during the day, the author was able to pick up weak local stations without an aerial that previously he did not know could be received in his hilly locality. With strong stations coming in at night through skywave propagation the effect is less noticeable until an external aerial is used to DX the weak stations that couldn't be detected before. But, to make everything variable, one has to consider the size of the controls desired and available, and whether there is room or not in the original case to place them. If not, then it may be necessary to consider using a larger case.

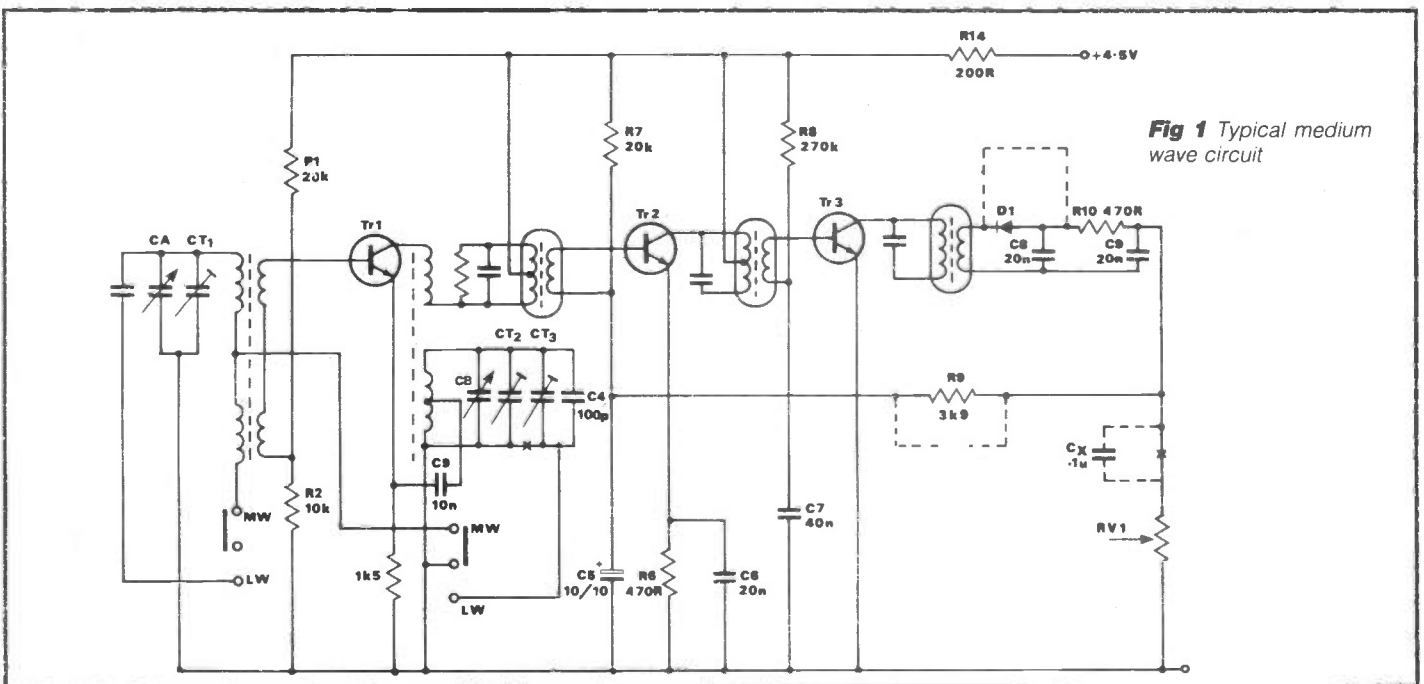
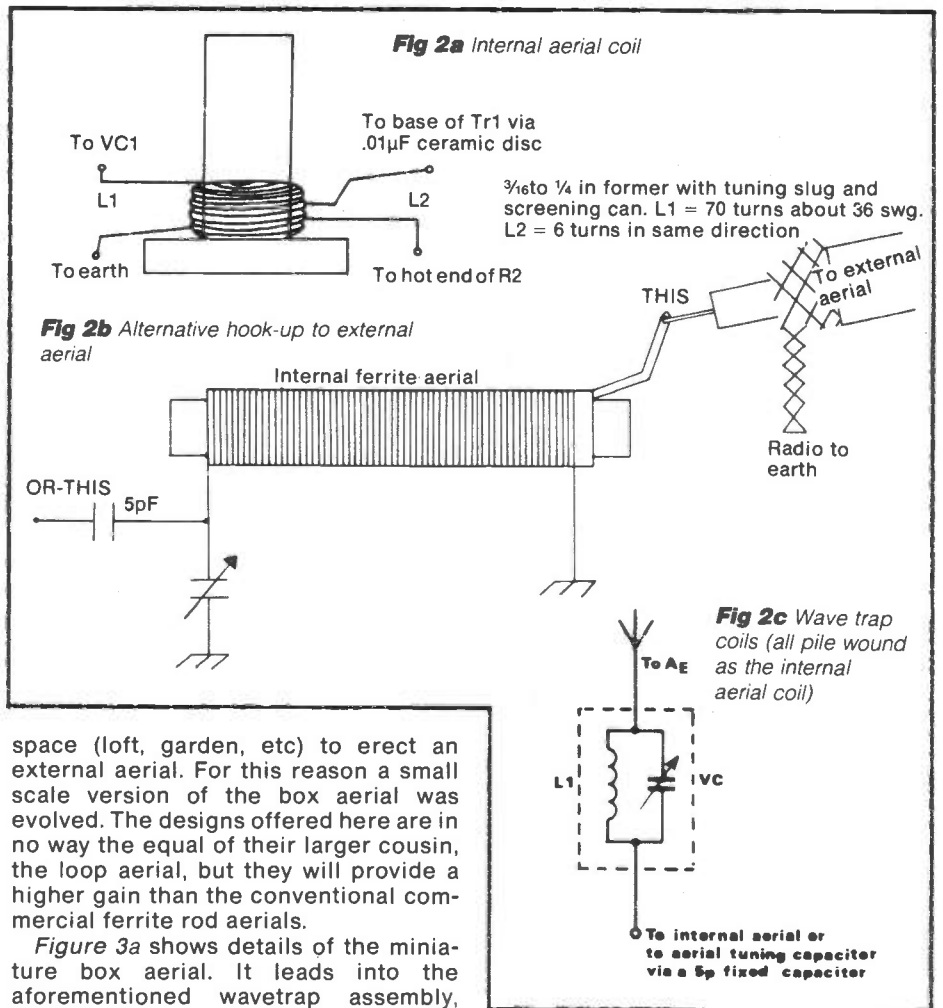


Fig 1 Typical medium wave circuit

Many articles of this nature have been written before, but just to go over some old ground briefly, *Figure 2* shows the details for coil windings and a variable band wave trap that goes between the aerial and the receiver. Readers may see the similarity between this and an aerial tuning unit. Indeed, using an ATU wiring arrangement, the coils can be used for this purpose to good advantage. In fact, it has often been recommended that a quality ATU for Rx/Tx purposes should have separate coils for each band. With a proper switching arrangement the wave trap can be made to serve a dual purpose in this way.

Figure 2a shows the details for an internal aerial coil, since it is usually recommended that a medium wave Rx for DX purposes should not have an internal ferrite rod aerial. This may be true if it is an exceptionally large ferrite aerial, but the ferrite aeriels found in pocket trannies are hardly any larger, and in some cases are even smaller, than some of the internal aeriels and coils found in old valve and early transistor sets. The secret, really, is screening the aerial from outside interference.

However, using one of the set-ups shown in *Figure 2b* connected to an external aerial it was found that the higher gain of the external aerial tended to override the directional properties of the ferrite aerial. The external aerial used by the author is a wire box aerial designed for 10 metres and earthed at one end, with an open square bit facing roughly east and west in a fixed position. In this set-up it acts as a miniature Beverage aerial. This arrangement would not necessarily be suitable for every location, and not everyone has the



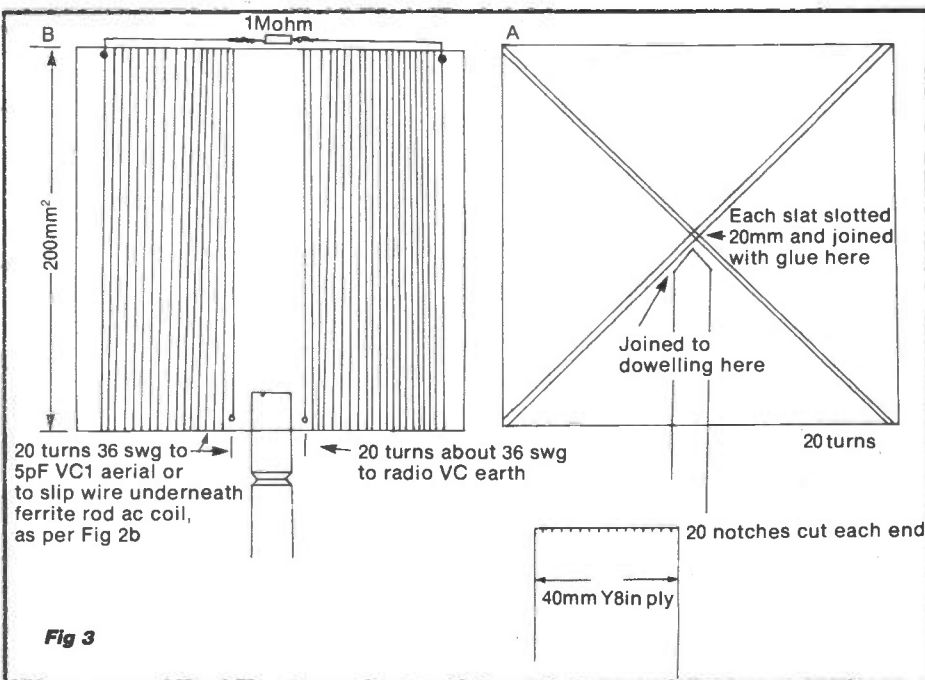
space (loft, garden, etc) to erect an external aerial. For this reason a small scale version of the box aerial was evolved. The designs offered here are in no way the equal of their larger cousin, the loop aerial, but they will provide a higher gain than the conventional commercial ferrite rod aeriels.

Figure 3a shows details of the miniature box aerial. It leads into the aforementioned wavetrap assembly, which in the larger version in *Figure 5* is independently screened from the rest of the circuitry. The rest of *Figure 5* is only a suggested layout of the various controls

discussed in the text. *Figure 3b* shows an experimental version of the 'toaster' aerial which provides less directivity, but a higher gain than its smaller neighbour.

Having decided that a larger case was required, the radio was placed inside it and fitted with a slow motion drive, pointer, and a protractor scale. It was fitted with the protractor scale not only because one was at hand, but also because it has almost twice as many markings as the conventional 0 to 100 scales and makes the marking of stations a little more accurate, especially at the higher end of the band.

Now, with the radio in a larger case, there was room to add another conventional control, namely a bandspread tuning condenser which can be of any value between 5pF and 50pF. A 22pF dual gang was used by the author, as illustrated in *Figure 4a*. Another less well known but cheaper way to bandspread is shown in *Figure 4b*. A 22pF fixed capacitor is placed in series with the main tuning capacitor, and a trimmer is placed in series with the aerial section of the tuning capacitor. An appropriate 2 pole/2 way switch is also connected as shown. This set-up allows the same tuning scale to be used as the main



HOTRODDING THE MW RX

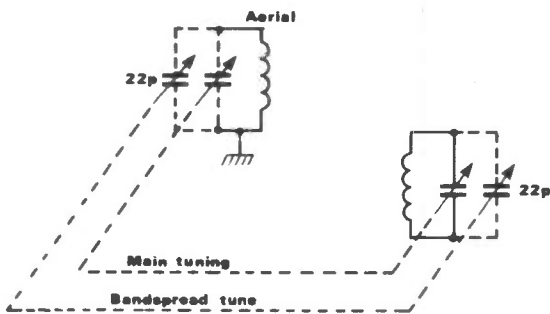


Fig 4a

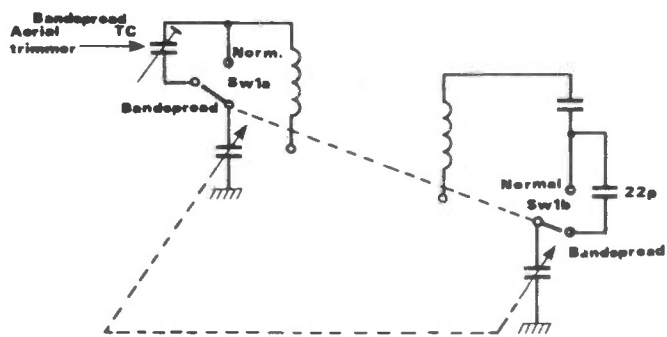


Fig 4b

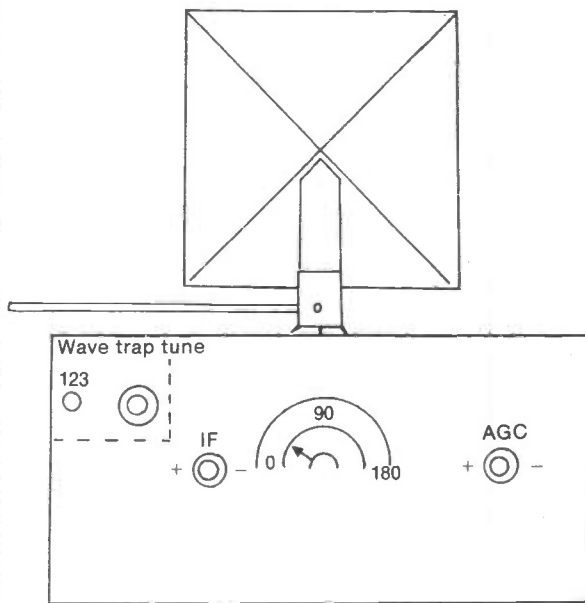


Fig 5 Suggested layout of front panel

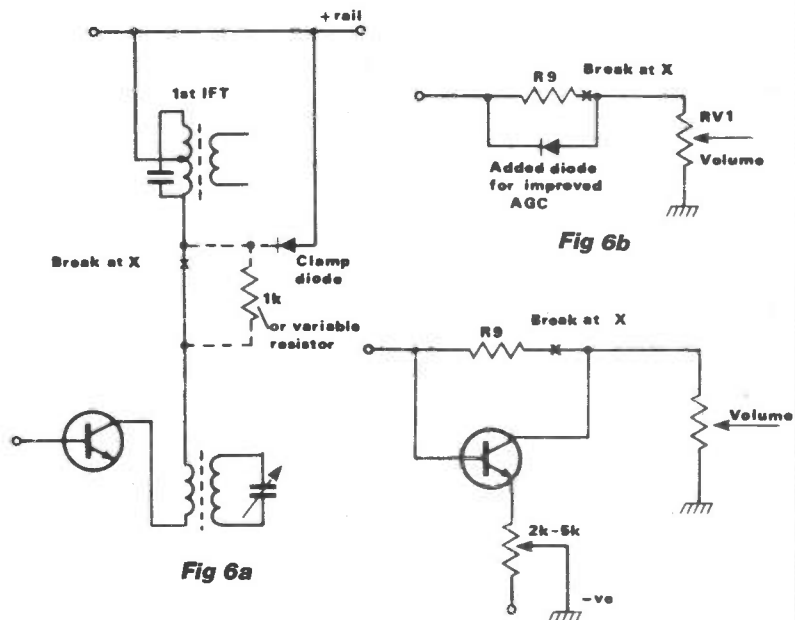


Fig 6a

Fig 6b

Fig 6c

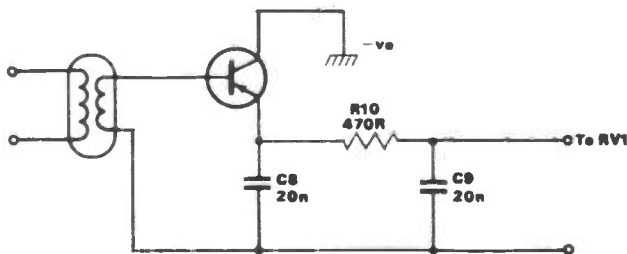


Fig 7 Here a pnp transistor replaces the conventional diode detector. A 10kohm resistor was needed between collector and earth. If radio uses pnp transistors in the RF sections an npn detector is needed; likewise if audio amp is transformerless type and uses a pnp preamp. Use low noise types

tuning and avoids the need to purchase an extra variable capacitor. This arrangement tends to raise the frequency and it may be possible, with some very minor adjustments, to get coverage of the 180 metre amateur band.

At this point, it is necessary to give a warning. *Never attempt to adjust the IF transformers or the red oscillator transformer, as these are usually set at the various factory production lines according to a set pattern on an oscilloscope.* Unless an oscilloscope is available,

readjusting back to the original state is virtually impossible and it is best to leave them alone. However, the oscillator trimmer capacitor can be adjusted after marking its original location so it can be reset with reasonable certainty. By opening the trimmer and slight readjustment of the aerial trimmer, the 180 metre Top Band can usually be attained.

If the radio is put in a bigger case, the obvious possibility is to add a larger speaker for improved sound quality as well, along with a larger phone jack to

take the standard stereo headphones.

Another standard modification is the clamp diode of Figure 6, although this is a peculiar version, as putting an isolating resistor between the diode and the positive rail, as is usually the case, made some radios too insensitive to weaker signals. If resistors are placed at both ends this results in excessive noise, so ideally a 2k Ω variable taken to the front panel would give better control. When the potentiometer is set to zero ohms, nothing but the strongest transmissions will pass through giving better local radio sound quality, yet this may prove a useful facility for DXing as well.

Another use for the diode in Figure 6b is to improve the automatic gain control (AGC) characteristics. This is a vast improvement over the conventional resistor set-up used in most sets.

Having a total of three IFs on the test receiver the next step was to add a three-gang variable capacitor with a maximum setting of at least 100pF, but with three-gangs it is more usual to have 365pF or 500pF. This, again, was taken to a

HOTRODDING THE MW RX

front panel control so that maximum gain of the IF transformers at any setting in the MW band could be obtained.

So far, except for the IFs, all the improvements to the clamp diode and the AGC diode were made at the expense of overall gain in the received signal, and the front control panel was starting to look like the control panel of a Boeing 747. Trying to amplify the AGC with a transistor instead of a diode met with little success, but led to the improvement shown in Figure 6c, which allowed the clamp diode to be removed

altogether and the clamping and AGC control to use one control only. Strong signals were better controlled, and those causing heterodyne whistles, while not eliminated, were certainly reduced so that the system acted like a notch filter or a limited squelch control, in that at full setting only the strongest of signals could get through. This system is not perfect by any means, but as a way of combining the benefits of the other two systems it is simple and worthwhile.

To recover some of the gain lost from all these improvements, the convention-

al diode in the radio was removed and replaced with a transistor detector, at the expense of some sound quality, because unless the noise is removed at the start it gets amplified with the signal. The first transistor used for the detector was noisy and it was necessary to change it to a transistor with low noise characteristics. It is a pnp transistor, followed by a standard transformer-type audio amp. If the audio amp is transformerless or of the IC type, it may contain a pnp preamp transistor, in which case an npn detector transistor is needed. REW

Radio & Electronics World
smart blue binders, each
holding up to 12 issues
keeping them in prime
condition

BINDERS!

Only
£4.75
inc p&p

Overseas readers please add 30p
Please allow 28 days for delivery

Send your orders to
Edwardschild Ltd, 28 Shenfield Cres
Brentwood, Essex CM15 8BN

ilea Working in
Education

Electrical Engineering Technician

£9,711-£11,427 inc.
HACKNEY COLLEGE
125/135 Mare Street, Hackney
E8 4RG. Tel: 01-985 8484.

Responsible on a day-to-day basis in the Electrical Engineering Department for the provision of a technical service within the Electronics Laboratories at Kellan House. Includes modification maintenance and repair of a wide range of related laboratory equipment.

Applicants should have at least ONC, OND, BTEC/TEC Higher Certificate, Advanced City & Guilds or equivalent qualifications in appropriate subjects, plus a minimum 9 years relevant experience (including training).

Application forms and further details are available from the school or college concerned. Completed application forms should be returned to: PER/PSSb, Room 336a, The County Hall, London SE1 7PB. Closing date: 30th March 1987.



COMEX SYSTEMS LTD

**COMET HOUSE, UNIT 4
BATH LANE, LEICESTER LE3 5BF
TEL: (0533) 25084**

TVRO Receiver motherboard kit.....	£35.00
AT1020 Tuner module	£35.10
New Wideband Module now available	
AT3010 I F Demodulator	£54.65
'F' Plugs each	£00.50
Power Supply kit.....	£32.50
'S' Meter kit	£17.00
Tunable Sound I.F. kit	£30.00
R F Modulator kit.....	£25.00
Digital Tuning & Display kit.....	£56.75
6.5 Mhz sound kit	£1.10
Video Clamp kit	£2.75
Low Noise wideband preamp kit.....	£35.00
Case for TVRO kits	£20.00
STS LNB	£178.25
Scaler Horn	£49.00
1.6m Fibreglass Dish.....	£97.75
1.2m Fibreglass Dish.....	£87.40
LNB Tripod assembly	£16.68
Polar Mount.....	£128.00

CR100 SATELLITE RECEIVER

Full band receiver with dual dish inputs, switched bandwidth, auto set up, tunable sound and built in polar rotator control..... **£301.30**

CR200

Budget priced full band receiver with built in polar rotor, tunable sound and all the usual inputs and outputs..... **£217.35**

SF1000 SYNC PROCESSOR

For satellite use..... **£143.75**

System One, Comprising a rotary receiver 1.6 meter dish polar mount LNB, LNB Tripod and scaler horn..... **£634.00**

System Two, as above but including polar rotor..... **£680.00**

System Three, as system two but including motorized dish positioner..... **£900.00**

PRODUCTS FOR SATELLITE TELEVISION, AMATEUR RADIO AND PROFESSIONAL USE

DATA RELAY SATELLITE ANTENNA SYSTEM

by R G W Hathaway

(chartered aeronautical engineer and space consultant)

The existence of the NASA tracking and data relay satellite system (TDRSS) is well known and it is indeed a most valuable link for the management of low Earth orbit (1000Km) satellites and the space shuttle.

Earth observation satellites, for reasons of spatial resolution and Earth coverage, can be conveniently placed in a low height polar orbit. They are slightly disadvantaged in terms of communication visibility because of the lack of coverage from regular geosynchronous satellites such as the Intelsat and Comsat series, whose major function is commercial telephony and television.

A dedicated data gathering satellite in a geosynchronous orbit, which allows for coverage of about 70% of the total orbit trajectory for a low Earth orbit satellite, is therefore proposed for the space station programme which will be operational during the period 1994-1995.

The estimated traffic for the NASA TDRSS satellite when the space station is operational will demand that greater capacity is made available. With some considerable foresight the European Space Agency has assessed the situation and instituted its own data relay satellite (DRS) which is in its conceptual and definition phases. Conventional

tracking and data acquisition networks will be greatly enhanced, but the major benefit will be for the Earth observation users, who will have an extremely fast data processing system which can be used to correct visual observations.

Eureca and Olympus

An experimental mission using Eureca (European Retrievable Carrier) and Olympus is planned for 1988, Eureca's first flight. Olympus will be used as the data relay satellite and Eureca as the polar platform, which it adequately simulates although on a reduced scale of size. For this mission frequencies of 18 and 28GHz will be used, and programme tracking of one antenna on the Olympus spacecraft will provide valuable data for the actual DRS, as it will combine operational and tracking procedures.

System concept

For the European mission it is planned to have a two satellite system positioned at 50°W and 65°E respectively, which will provide adequate coverage. A ten year working life, including eclipse periods, is the design aim which will require an extremely high reliability factor. The spacecraft configuration will be suitable for an Ariane/Spelda (dual-launch) launcher and carry a microwave payload operating at S-band, to be compatible with TDRSS, and at Ka-band in order to provide a high data rate service. Simultaneous access to the LEO (low Earth orbit) satellites with four independent beams, two at S-band and two at Ka-band, is required from the antenna system, and this will satisfy the requirement for communication with up to four spacecraft at any one time.

Key elements are the antenna sub-system, which will provide inter-orbit communications links, and a feeder link antenna for the DRS-ground station link. The antenna's RF beam will scan in a 10° half angle cone about the nadir which corresponds with the ability to track LEO spacecraft up to 1000km above the

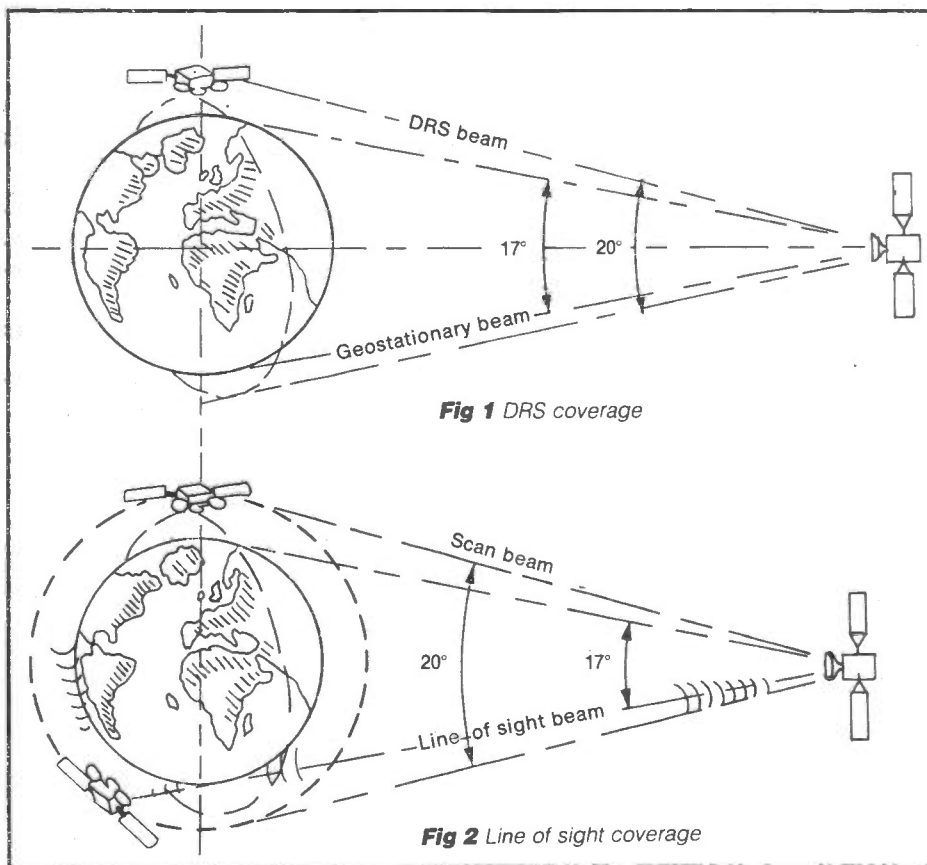


Fig 1 DRS coverage

Fig 2 Line of sight coverage

Earth's surface, as shown in Figure 1.

There is another advantage with the DRS system concept and that is the total coverage which is gained by having a 10° half cone angle for the antenna. In addition to the scan coverage, there is the line of sight coverage, which could be used to communicate via the low Earth orbit satellite with areas of the Earth's surface which are not directly visible to the data relay satellite. This is shown in Figure 2.

Spacecraft design

To be compatible with the Ariane/Spelda (dual-launch) launch system the spacecraft envelope must fit within the dotted outline shown in Figures 3 and 4.

It must also have sufficient power and propulsion capability to initially place it in the correct orbit and then maintain an operational capability in that orbit for up to 10 years. To optimise the power from the solar array and have a station-keeping capability, detailed power and propulsion trade-offs in the early stages of the 'bus' (spacecraft) design are required. Suffice to say that the antenna subsystem will be provided with power and will be maintained in a geostationary orbit, fully stabilised to ensure that the pointing accuracy of the four main beams is within specification.

Antenna system outline

Faced with the requirement of providing four independent beams at S-band and Ka-band, the antenna engineer has to consider several conditions of the operational specification:

- Size of antenna, including shape.
- Power/tracking, to scan in 10° half cone angle feed network and type of tracking.
- Simultaneous access, with up to 4 low Earth satellites.
- Configuration, including number of antennas, stowage and deployment.
- Mechanical/optical devices, mass, reliability and feasibility.

In regular antenna design for, say, a communication satellite, a reflector or disc of parabolic section with an offset or centre-fed feed is usually satisfactory for both transmit and receive capability. This design requires four independent beams and must therefore be approached somewhat differently to a conventional design. One could elect to have four separate main reflectors, each transmitting/receiving at the required frequency, but there are two distinct disadvantages with this approach. Firstly, the mass of four large reflectors each requiring to be independently steered would be prohibitive in terms of overall payload mass, and secondly the physical constraints would not be compliant with the Spelda configuration. It can be seen in Figure 3 that two antennas with feeds just fit within the dynamic envelope. Faced with such a severe constraint in terms of available space,

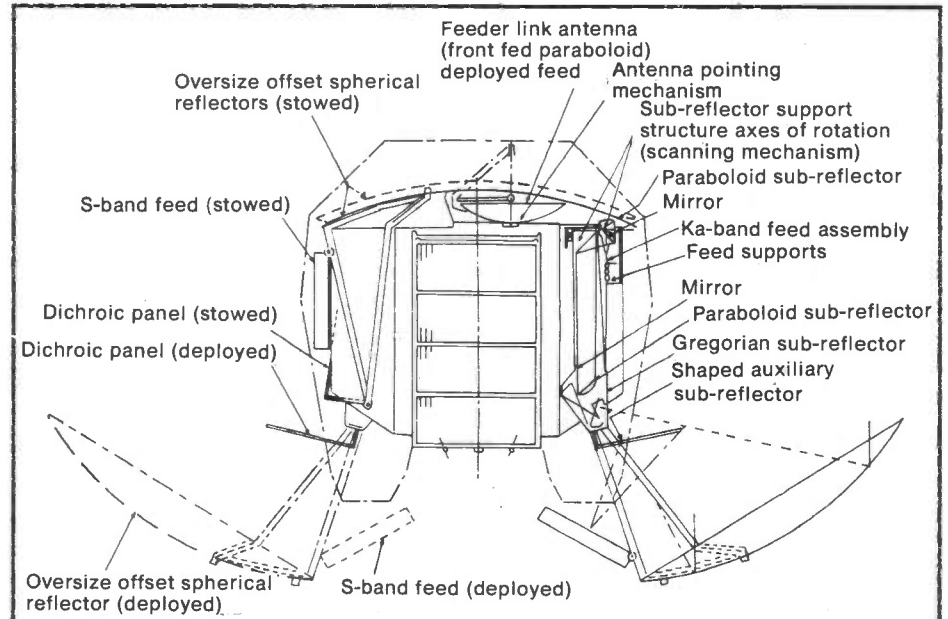


Fig 3 Ariane/Spelda dual launch configuration (side elevation)

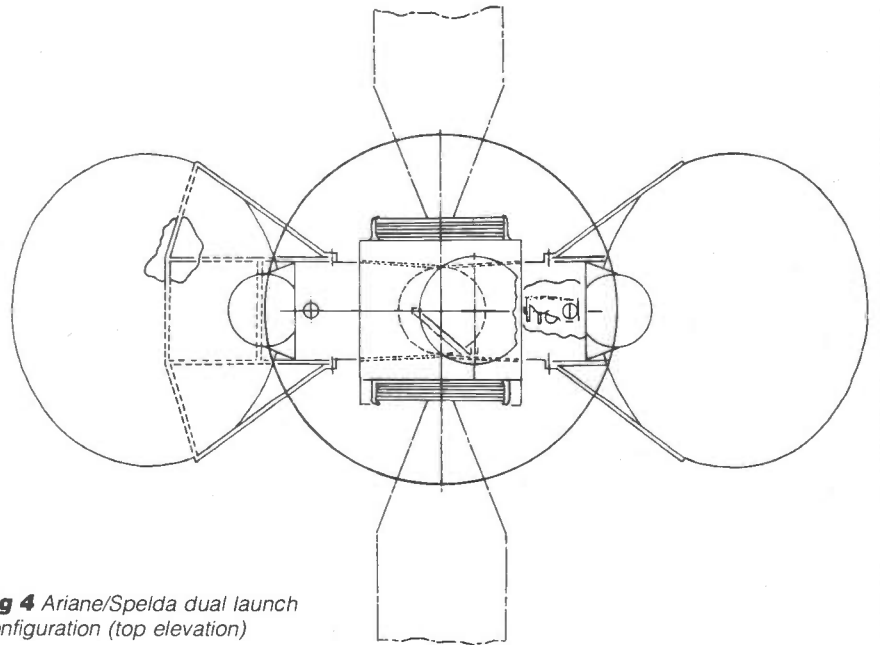


Fig 4 Ariane/Spelda dual launch configuration (top elevation)

other solutions must be considered.

Quite a sound approach is to consider two separate antenna combinations:

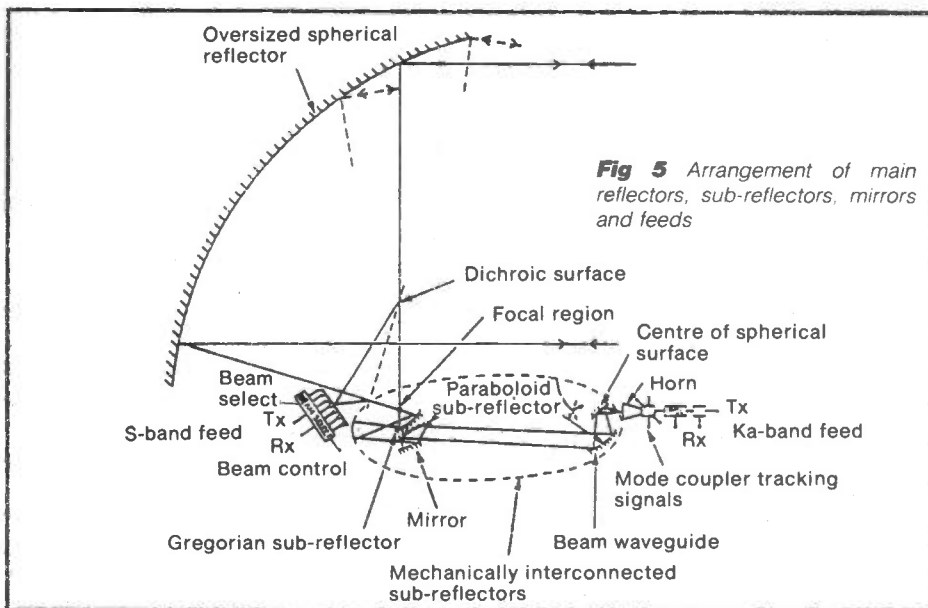
- a) 1-Ka/Ka
1-5/5 or
- b) 1-Ka/5
1-Ka/5

The second combination should be more reliable, because a failure on either antenna will not cause loss of a full communication band 5 or Ka since they are present on each antenna. A possible arrangement of main reflectors, sub-reflectors, mirrors and feeds is shown in Figure 5. There would be two such arrangements on each spacecraft providing a total of four beams, each independently steered or focused.

Mechanical aspects

Assuming that the antenna arrangement is one consisting of two antenna combinations, then irrespective of the pairing of the different frequency bands, the mechanical aspects will be similar in detail. The mechanical requirements must consider pointing, deployment and latching both before and after launch. Latching before launch must consider the antenna in the stowed configuration with sufficient stiffness to meet natural frequency requirements. The latch has then to release the antenna so it can then be deployed and locked into its flight position. In order that the antenna beams can be pointed accurately, the spacecraft must be stabilised with the

DATA RELAY SATELLITES



use of an attitude and orbit control system. The AOCS is not in itself sufficiently accurate or stable to meet the pointing and tracking requirements for a narrow beam system and, therefore, the fine tracking is achieved using a closed loop system.

Cost effectiveness

With the introduction of a new system such as the data relay satellite, the cost element is always important. Indeed, this can often be the single point of acceptance or rejection. It is therefore prudent, when presenting the case for a

new system, to have sufficient cost-reduction ideas available in some detail. Some of those ideas could be:

- Select a proven 'bus' or carrier in order to reduce recurring costs.
- Design for a low payload mass and volume to reduce launch costs.
- Define a 10 year lifetime base in terms of reliability and redundancy.
- Operate a low cost system with a minimum personnel payroll.
- Encourage simultaneous access without performance loss.

Cost curves for both the ground and space segments should be presented separately and should show the advantages of the multi-user approach. Finally, having prepared a first attempt at marketing the system, present a listing of potential users with a percentage time/cost return.

In conclusion, the data relay satellite for Europe will go ahead with a pilot mission in 1988 using Eureka/Olympus techniques of a retrievable carrier and one dedicated antenna. The fully operational system will come into use on the Columbus space station in 1994-1997, offering a dedicated service to Earth resources and meteorological customers and others on a basis of cost, which will be mission specific. REW

Radio & Electronics World -

The communications and electronics magazine

Don't take a chance on being able to get your copy

AVOID DISAPPOINTMENT
Place a regular order with your newsagent

Should you have any difficulties obtaining a copy, phone (0277) 219876 or write to Circulation Department, **Radio & Electronics World**, Sovereign House, Brentwood, Essex CM14 4SE



NEWSAGENT ORDER FORM

To (name of newsagent) **Radio & Electronics World**
The communications and electronics magazine

Please order a copy of **Radio & Electronics World** for me every month

NAME.....

ADDRESS.....

Newstrade distributors: Argus Press Sales and Distribution Ltd, 12-18 Paul Street, London EC2A 4JS. Tel: 01-247 8233

TX-3 RTTY/CW/ASCII TRANSCEIVE

All the features you've ever wanted in this really top class program. Some of the facilities are:

Split-screen, type-ahead, receive screen unwrap, 24 large memories, clock, review store, callsign capture, RTTY auto CR/LF, CW software filtering and much more. Uses interface or TU. For **BBC-B** and **CBM64**, Tape £20, disc £22. For **VIC20** we have our RTTY/CW transceive program. Tape £20.

RX-4 RTTY/CW/SSTV/AMTOR RECEIVE

This is still a best-selling program and it's easy to see why. Superb performance on 4 modes, switch modes at a keypress to catch all the action. Text and picture store with dump to screen, printer or tape/disc. An essential piece of software for trawling the bands. **SPECTRUM** needs no hardware, **BBC-B**, **CBM64** and **VIC20** need interface. Tape £25, BBC or CBM64 disc £27.

TIF1 interface has 2-stage RTTY and CW filters for improved reception and transmit outputs for MIC, PTT and KEY. Kit £15 (assembled PCB + cables and connectors), or ready-made £25 in a box with all connections. Extra MIC leads for extra rigs £3 each.

BBC World map and locator shows daylight and darkness zones and realtime clock updated as program runs. Accepts input of lat/long, QTH or Maidenhead locator, NGR or one of 245 placenames. Prints distance, bearing, VHF contest score and long path details. Plots distant station and great circle path on map. Runs on **ELECTRON** also. Tape £7, disc £9. For **CBM64**, **VIC20**, **SPECTRUM** we have our original locator program (no map, NGR or placenames) tape £7.

Morse tutor is now fully revised with every feature to learn morse the quick and easy way. Graded learning for beginners and 40 plain language texts for test preparation. Tape £6 for **BBC-B**, **ELECTRON**, **CBM64**, **VIC20**, **SPECTRUM**. The original **ZX81-16k** program is still available at £6.

Logbook date, band, mode, call and remarks for all your contacts. Easy to use, printout to screen or printer, callsearch. For all the above computers, tape £8.

RAE Maths All the practice and testing you need for the exam. For all the above computers inc **ZX81-16k**, tape £9.

All BBC and CBM64 programs are available on **disc** at £2 extra. All VIC20 programs (except locator) need expansion.

Prices include VAT and p&p, 1st class inland, airmail overseas, normally by return. Eire, CI, BFPO deduct 13%.



technical Software (RE)



Fron, Upper Llandwrog, Caernarfon LL54 7RF. Tel: 0286 881886

Welcome to the column that takes you around the globe with just the simple twist of a radio dial! This month we'll be looking in detail at the broadcasters of the Middle East, and for the newcomer to the world of radio listening I'll try to explain the mystery behind the QSL card.

The Middle East


The Middle East is a distinct region of the world that encompasses a number of countries and societies closely linked by historical tradition and modern allegiances. The common denominators linking many of the Middle Eastern countries are a belief in Islam and a common language, Arabic, of which several dialects exist. Another factor that is common to many of the countries is their oil-generated wealth, which has enabled radio stations to be set up to carry the voice of Islam to the world.

Over the years, as more and more stations have appeared on the MW band competing for a limited number of frequencies, the average power of transmitters has been steadily increased in an attempt to override interference. Today, looking at a list of stations on the MW band reveals that the vast majority of super-power stations are located in the Middle East; indeed there are around 18 stations in this area alone using powers of 1000kW or more. Just compare this with the maximum power of 500kW in use in the UK (by the BBC World Service on 648 and 1296kHz) or even the 50kW upper limit in North America. Some of the more readily heard stations are:

- 702kHz Oman 1500kW
- 900kHz Saudi Arabia 1000kW
- 1134kHz Kuwait 1500kW
- 1413kHz Oman (BBC relay) 1500kW
- 1481kHz Dubai UAE 1500kW
- 1512kHz Saudi Arabia 1200kW
- 1521kHz Saudi Arabia 2000kW

At first sight much of the Middle Eastern broadcasting seems to be influenced by the local dominance of Islam. However, the Koran is not the basis for all programming and you may well be surprised to find out the extent to which English programmes are aired. The following list should make good hunting for the DXer and could be of interest to the traveller heading to this fascinating

Examples of MW station logos



MEDIUM WAVE

DXING

by Steve Whitt

part of the world (all times are UTC):

- Radio Jordan - 0530-2200hrs daily on 855kHz and local FM stereo
- QBS Doha Qatar - 0300-1100 and 1400-1800hrs on 1233kHz
- Radio Kuwait - 0500-0800 and 1800-2100hrs on 1341kHzP
- Voice of Free Lebanon - 0630, 0730, 0830 and 0930hrs on 963 and 1476kHz
- Voice of United Arab Emirates - 0800-1000hrs on 1314kHz
- Bahrain Broadcasting Station - 0300-2110hrs on 1584kHz

Square one

It is in this section that I shall attempt to open the door to MW-DXing, and this month I intend to take a look at QSL cards. These are probably a bit of a mystery to the newcomer, so what do they mean? Let us suppose you've just heard Radio Fiji on your pocket transistor radio, how are you going to convince everyone that you weren't just dreaming? Wouldn't it be good to have something from the radio station confirming that you really did hear them? Well this is where QSL cards come into the picture; a QSL card is usually a picture postcard (although it can also take the form of a letter, a certificate, or a folder) sent to a radio listener by a radio station confirming that reception took place.

In order to get a QSL card from a station there are several things you need

to do, but firstly remember that you have to hear the station and then convince station staff that you did hear their signal. Normally, one is obtained by sending a station a reception report giving details of reception conditions and of the programme material heard as proof of reception - naturally you need to say when you were listening (date and times should be in GMT/UTC or in the station's own local time).

Historically, the QSL originated in the days when stations relied on reports from listeners to determine their coverage area. In fact the letters 'Q-S-L' are based upon a radio operator's shorthand code (Q code) system that evolved during the early days of radio. Nowadays, however, many stations use reports from professional monitoring stations and have more accurate coverage predictions available, and consequently the QSL survives largely as a service, from the station's point of view. Additionally, there is a significant difference in QSL policy between the international short wave broadcaster, which issues QSL cards to maintain contact with and to gauge the size of its audience, and the local medium wave station being heard outside its usual coverage area. At best, the latter will treat a far-off reception report with curiosity and will send out a QSL as a public relations exercise. At worst, to a station with few staff and a limited budget, reception reports from DXers can be a downright waste of time. It is therefore vital that MW-DXers follow some simple guidelines when sending out reception reports to stations.

Firstly I would suggest that a personal letter to the engineer or manager together with a detailed report of reception conditions (was the signal strong? What was interfering?) and adequate programme details to prove that you really heard the station ('music and talking' is not good enough) are the basic requirements. Additionally, make a polite request - not a demand - for a QSL card or a letter confirming reception. Remembering that most MW stations are local operations run on limited budgets, it is wise to write to them in their own



This month Ray Marston looks at infra-red remote control systems

In a recent edition of *Data File* we presented a concise survey of modern opto-electronic devices and techniques, and included brief mentions of light-beam systems which can (amongst other things) be used as the basis of remote control systems. In the present edition of 'The File' we expand on this theme by showing practical ways of making IR remote control units. We start off, however, by looking at some basic principles.

Remote control basics

Infra-red 'beam' systems can easily be designed to give very effective single or multi-channel remote control operation. *Figure 1* illustrates the basic principle. Here, the hand-held 'control' unit transmits a coded waveform via a broad infrared beam, and this signal is detected and decoded in the remotely placed receiver, and thence used to activate external devices, etc, via the receiver outputs.

Note from *Figure 1* that the transmitter can remote control a receiver that is placed anywhere within the active area of the IR beam, and that the transmitter and receiver do not need to be pointed directly at each other to effect operation but *must* be in 'line-of-sight' contact; also note that an object placed within the beam can create a 'blind' area in which line-of-sight contact cannot exist.

Code waveforms

Most modern IR remote control systems are designed to give multi-channel operation, with each channel giving digital (on/off) control of an individual function. The transmitter waveforms usually take the general form shown in *Figure 2*, which depicts those of a basic 6-bit multi-channel system. Here, the waveform takes the form of an 8ms repeating 'frame' of seven bits of pulse-coded information, with each bit modulated at about 30kHz. The first bit has a fixed duration of 1ms and provides frame synchronisation for the decoder; the subsequent six data bits appear at 1ms intervals and each give an 'on/off' form of control, with a 'less-than-0.25ms' pulse representing an off or logic 0 state and a 'greater-than-0.25ms' pulse representing an on or logic 1 state. In practice, this 6-bit code waveform can be used to give either six simultaneous channels or up to sixty-four non-simultaneous channels of remote control, as shown in *Figures 3* and *4*.

When the *Figure 2* waveforms are used to give simultaneous remote control operation, each data bit gives a single channel of operation, as shown in *Figure*

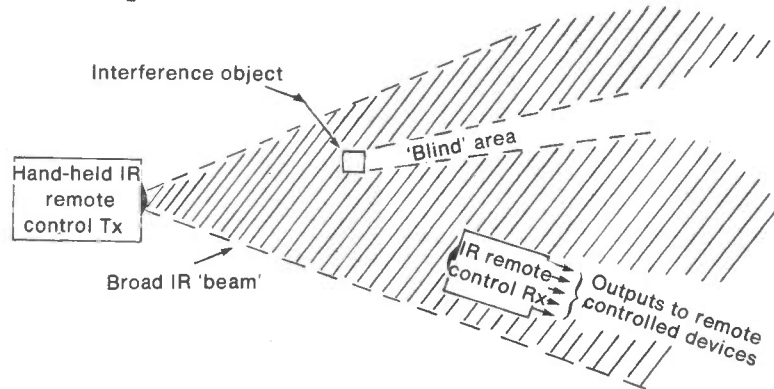


Fig 1 Basic IR remote control system

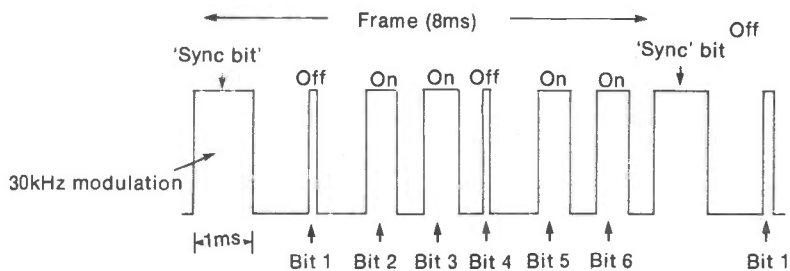


Fig 2 Typical transmitter code waveform of a '6-bit' remote control system

3. Thus, channels 1 and 2 may each be used to give an independent on/off switching function, while channels 3 and 4 may be used to increase or decrease the output of a 'ramping' volume control, and channels 5 and 6 may be used to similarly control the output of a ramping brilliance control, etc.

Note that within each transmitter frame all six channels may be varied simultaneously.

When the *Figure 2* waveforms are used to give non-simultaneous remote control operation, the six data bits are used (within each frame) to generate a unique 6-bit serial binary code, and each of these codes controls an individual remote control 'channel'; there are a total of sixty-four possible codes, and this system can thus be used to give up to 64 channels of remote control, as shown in *Figure 4*. Thus, channels 1 to 4 may be used to control the on/off action of a pair of switches, and channels 61 to 64 may be used to control the levels of volume and brilliance. The remaining fifty-six channels may be used for a variety of other purposes!

Note that within each transmitter frame only a single channel can be controlled at a time, but since the frames are updated about 120 times per second this is usually only a minor disadvantage.

Channel no	Channel state	Decoded function
1	on	Switch 'A' on
	off	Switch 'A' off
2	on	Switch 'B' on
	off	Switch 'B' off
3	on	Volume increase
	off	Volume decrease
4	on	Brilliance increase
	off	Brilliance decrease
5	on	Volume increase
	off	Volume decrease
6	on	Brilliance increase
	off	Brilliance decrease

Fig 3 Typical functions of a 6-channel 'simultaneous' remote control system

Channel no	6-bit code	Decoded function
1	000 000	Switch 'A' on
2	000 001	Switch 'A' off
3	000 010	Switch 'B' on
4	000 011	Switch 'B' off
-	-	-
61	111 100	Volume increase
62	111 101	Volume decrease
63	111 110	Brilliance increase
64	111 111	Brilliance decrease

Fig 4 Typical functions of a 64-channel 'non-simultaneous' remote control system

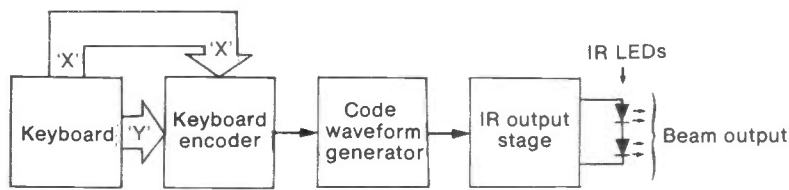


Fig 5 Block diagram of a typical IR remote control transmitter

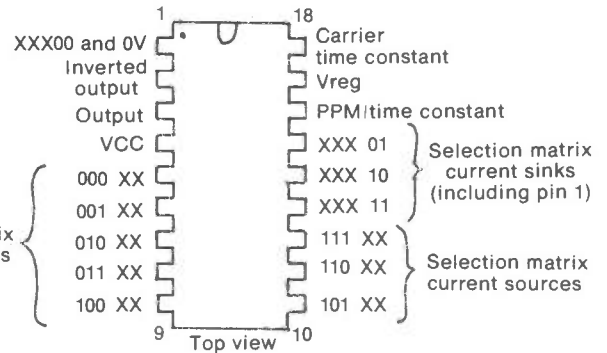


Fig 7 Outline and pin notations of the SL490 transmitter IC

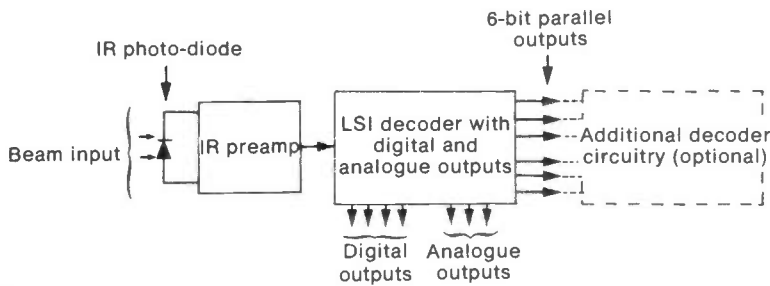


Fig 6 Block diagram of typical IR remote control receiver

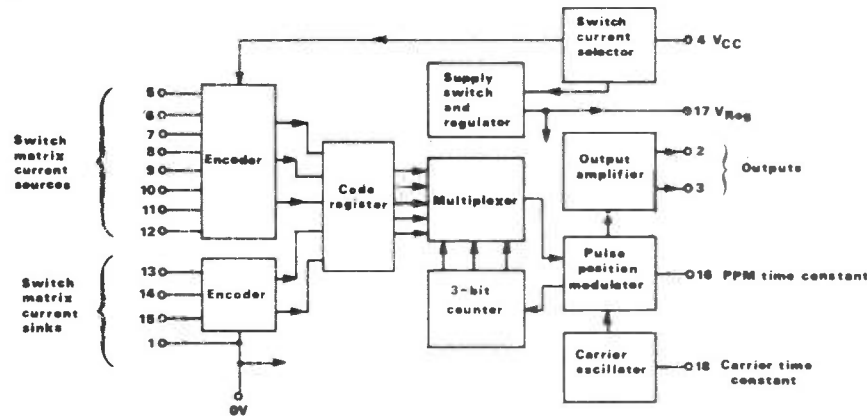


Fig 8 SL490 transmitter IC block diagram

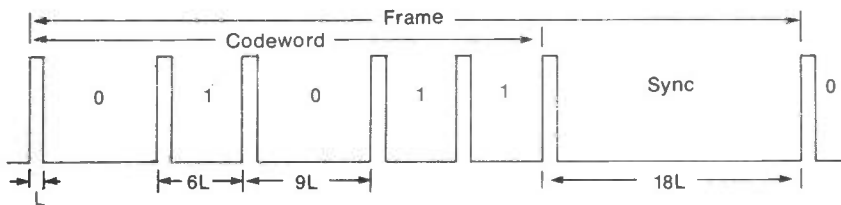


Fig 9 Typical pin 3 output waveform of the SL490 transmitter IC

Block diagrams

Figure 5 shows the typical block diagram of a multi-channel IR remote control transmitter. This type of unit is usually fitted with a multi-function keyboard, which has its 'X' and 'Y' outputs continuously scanned via an encoder circuit that controls the input to a code waveform generator system. This latter unit generates the carrier wave signal (typically about 30kHz) and the 6-bit plus sync pulse repeating 'frame' waveforms, which are then passed on to a standard infra-red transmitter output stage.

In the receiver circuit (Figure 6) the detected IR signal is first fed to a fairly sophisticated preamplifier stage, which must provide very high gain for long-range operation, but must not saturate if the transmitter is placed only a few centimetres from the receiver. The pre-amp output is fed to an LSI decoder IC, which typically directly provides three or four digital outputs (simple on/off functions) and two or three analogue outputs (volume, brilliance, etc), but also provides a 6-bit output that is a parallel-coded version of the original 6-bit serial code. This 6-bit code can optionally be

independently decoded via additional ICs, if required, to give more remote control functions.

Practical systems

Simple single-channel IR remote control systems can easily be built using discrete components such as bipolar transistors or VFETs, etc. Multi-channel systems with up to six digital channels are only slightly more complicated, and can be built with the aid of simple CMOS ICs such as the 4017B, etc. If more than six channels are required, however, it is best to use dedicated LSI (large scale integration) 'remote control' ICs for the purpose.

Several manufacturers produce dedicated ICs of this type, the best known of these being the 490/922 32 channel range of devices from Plessey, and the IR60 64 channel range of devices from Siemens.

We'll examine the former system in the remaining part of this article, and the latter system in next month's edition of *Data File*.

The Plessey 490/922 system

The basic Plessey system is designed to give up to 32 channels of non-simultaneous remote control via any of a variety of media, including ultrasound, IR beam, fibre optics, and direct cable link. In this article we'll consider IR applications only.

The basic control system consists of one 32 channel transmitter IC (the SL490), one infra-red preamplifier IC (the SL486), and one general purpose receiver/decoder IC (the ML922) that provides three analogue and three digital outputs plus a 4-bit binary output. Four additional 'receiver' ICs (the ML926 to ML929) that each provide simple 4-bit binary outputs (either latched or unlatched) are also available, enabling all thirty-two available channels to be accessed if required.

The SL490 transmitter IC

Figures 7 and 8 show the outline and block diagram of the SL490 transmitter IC, which is housed in an 18-pin DIL package. A bank of up to 32 single-pole

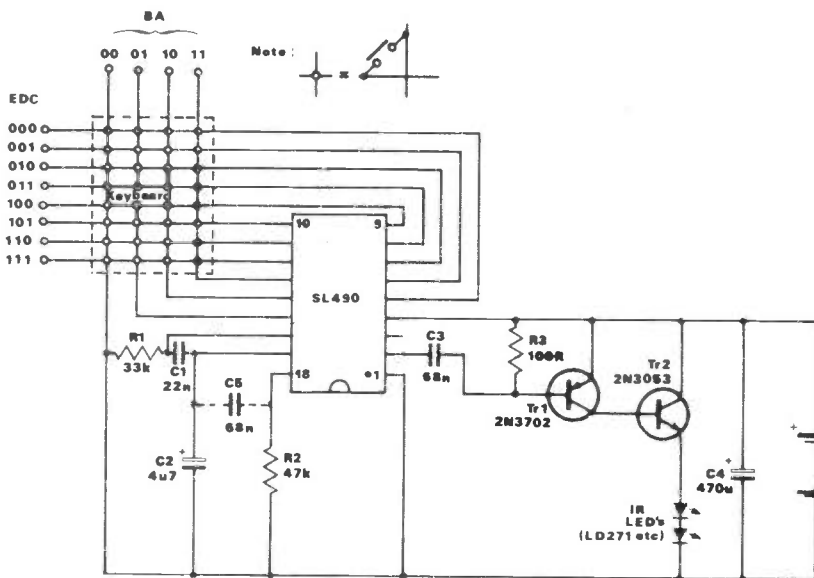


Fig 10 Multi-channel IR transmitter using the SL490 IC

push-button switches (arranged in the form of an 8-row by 3-column matrix) are used as a transmitter keyboard. As each push-button is operated the *encoder* and *code register* sections of the IC detect closure at a matrix crosspoint and generate a corresponding 5-bit (up to 32 different codes) parallel code word, which is repeated at regular intervals until the push-button is released.

Parallel code conversion

The *multiplexer*, *3-bit counter*, and *pulse position modulator* sections of the IC (plus the *carrier oscillator* section, if required) then convert this parallel code word into a serial form which, with the addition of a suitable frame 'sync' pulse, is passed on to the output section for transmission via an external IR output stage. The pin 3 output signal takes the general form shown in *Figure 9*; an inverted version of this signal is available at pin 2.

The transmitted code waveform uses so-called 'pulse position modulation' (PPM), in which each frame consists of 6 pulses of fixed length (L), but in which the position or spacing of each pulse depends on the code signal being transmitted. Specifically, a logic 1 code has a spacing of 6L, a logic 0 code of 9L, and a *sync* code of 18L, as shown in *Figure 9*. The actual pulses may be unmodulated or modulated with a carrier signal, as desired.

The practical circuit

Figure 10 shows the practical circuit of a 32 channel IR transmitter (unwanted channels can be deleted by simply omitting the appropriate keyboard switches). Here, R1-C1 determine pulse length L ($L = 0.14 C1.R1$ seconds) and give a period of about 1ms with the compo-

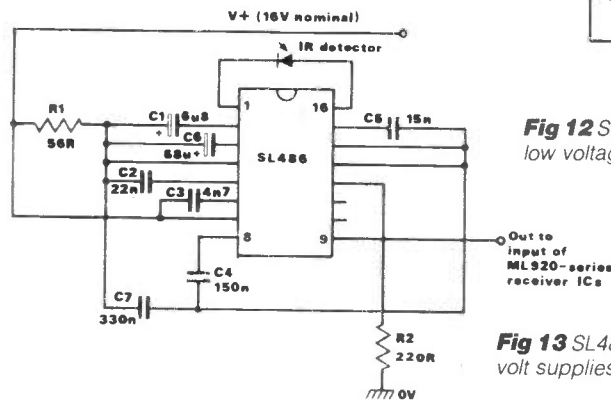


Fig 12 SL486 application circuit for use with low voltage supplies

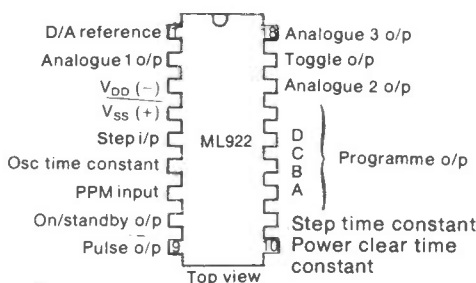


Fig 14 Outline and pin notations of the ML922 receiver IC

nent values shown, thus giving a nominal transmission rate of about 20 frames per second. In this specific application the pulse output waveforms are not carrier modulated, but C3-R3 cause the Tr1-Tr2 complementary output pair to conduct for about 15µs at every negative leading edge of the PPM waveform, thus generating high peak currents in the two IR output LEDs. The circuit consumes a

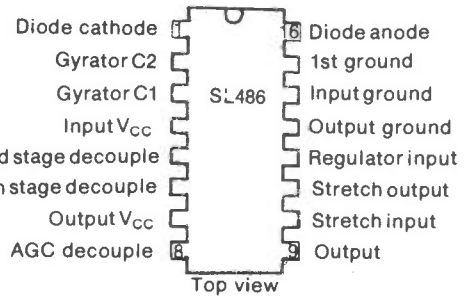


Fig 11 Outline and pin notations of the SL486 IR preamp IC

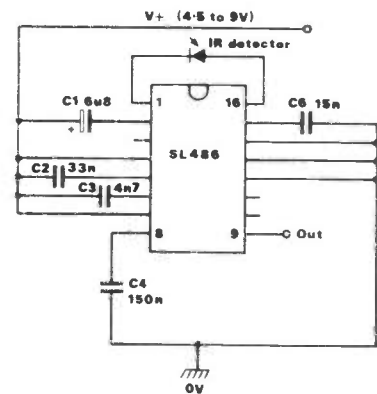


Fig 13 SL486 application circuit for use with 16 volt supplies

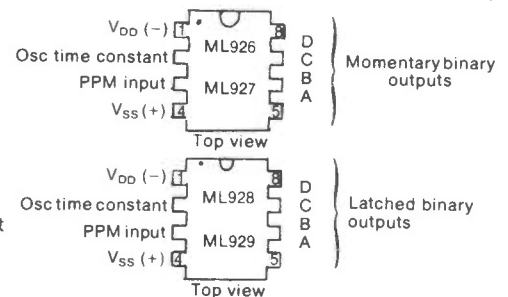


Fig 15 Outlines and notation of the ML926 to ML929 receiver ICs

typical quiescent current of 8µA in the standby mode.

Note in the above circuit that the pulse output signals can, if required, be carrier modulated by connecting C5 as shown dotted in the diagram, in which case the carrier frequency = $1/(C5.R2)$. If carrier modulation is used, the *Figure 10* circuit will require an alternative design of output stage.

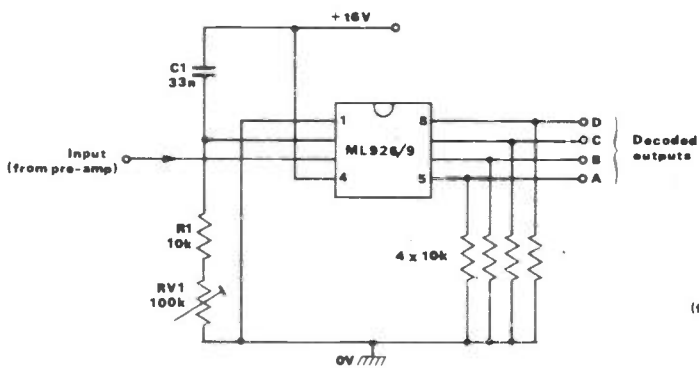


Fig 16 Simple IR receiver circuit

SL486 preamp circuits

The SL486 is a four-stage high-gain IR receiver preamplifier IC featuring a fast-acting AGC circuit, a built-in voltage regulator, and a pulse-stretching output facility. Figure 11 shows the outline and pin notations of this IC, which can be operated from supplies in the 4.5 to 18 volt range.

Figure 12 shows a 'minimum component' application circuit for the SL486. This design is suitable for use with supplies in the 4.5 to 9 volt range only, and gives an unstretched output; C2, C3 and C5 provide stage decoupling, while C4 controls the AGC time constant and C1 influences the dc 'gyrator' gain of the IC. Alternatively, Figure 13 shows how the IC can be used with a 16 volt supply that is common with the ML920 series of receiver ICs.

Receiver IC circuits

Five different receiver ICs are available in the ML920 range of devices. Of these, the ML922 is the most versatile. It is housed in an 18 pin package (see Figure 14), provides three analogue and three digital outputs plus a 4-bit binary output, and can respond to 21 different codewords.

The ML926 to ML929 range of ICs are less versatile. They are housed in 8 pin packages (see Figure 15) and provide simple 4-bit binary outputs. The ML926 and ML927 give unlatched outputs and each responds to 15 codewords (words 00001 to 01111 in the case of the ML926, and words 10001 to 11111 in the case of the ML927). The ML928 and ML929 give latching outputs and each responds to 16 codewords (words 00000 to 01111 in the case of the ML928, and words 10000 to 11111 in the case of the ML929). All five ICs are intended to operate from 16 volt nominal supplies. Actual limits are 14V to 18V for the ML922, and 12V to 18V for the ML926 to ML929 ICs.

On-chip timing oscillator

All five ICs operate in the same basic way. They each incorporate an on-chip

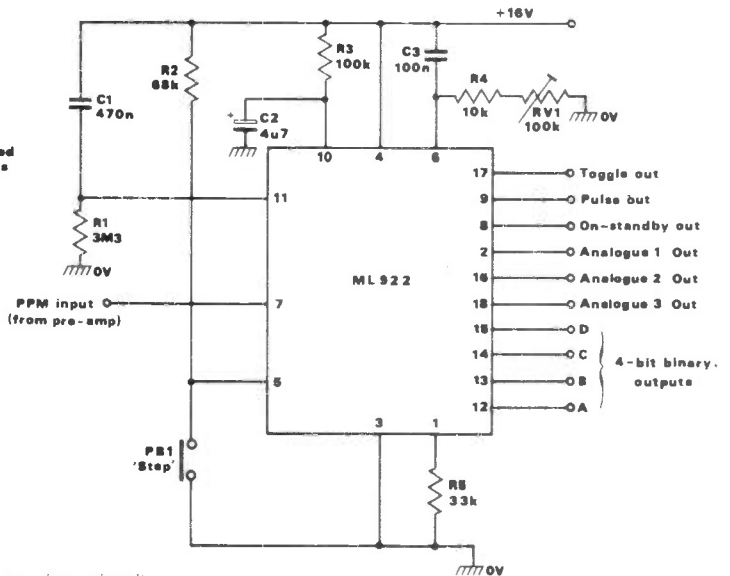


Fig 17 Versatile IR receiver circuit

timing oscillator, which must be adjusted to match the PPM input signal rate. When a codeword is received, the IC logic checks it for timing and double checks for possible code errors (by comparing consecutive frames) before translating it into a particular control function.

Figure 16 shows the practical circuit of a simple IR receiver using one of the ML926 to ML929 range of ICs. Here, the PPM input signals are fed to pin 3 via a preamp circuit, and the oscillator timing is controlled via C1-R1-RV1 (and should be adjusted via RV1 so that its periodic time is 1/40th of the time of a '0' interval of the PPM signal). The decoded 4-bit binary output signals can either be used directly to give four output channels, or can be further decoded via a 4514B

CMOS IC to give up to 16 output channels.

Finally, Figure 17 shows the circuit of a versatile IC receiver with three digital and three analogue outputs, plus a 4-bit binary output. R3-R4-RV1 control the oscillator timing, C2-R3 give power-up reset action, and C1-R1 control the timing of the PB1 manual-stepping facility. The table of Figure 18 shows how the transmitter PPM codes relate to the twenty-one functions and the 4-bit output codes of the ML922 IC in the above circuit.

Things to come

In next month's edition of *Data File* we'll look at the Siemens IR60 range of remote control ICs. REW

Fig 18 Basic 21-command set for the ML922 receiver

Transmitter code E D C B A	Function	4-bit binary output D C B A
0 0 0 0 X	Programme 1	0 0 0 0
0 0 0 1 X	Programme 2	0 0 0 1
0 0 1 0 X	Programme 3	0 0 1 0
0 0 1 1 X	Programme 4	0 0 1 1
0 1 0 0 X	Programme 5	0 1 0 0
0 1 0 1 X	Programme 6	0 1 0 1
0 1 1 0 X	Programme 7	0 1 1 0
0 1 1 1 X	Programme 8	0 1 1 1
1 0 0 0 X	Programme 9	1 0 0 0
1 0 0 1 X	Programme 10	1 0 0 1
1 0 1 0 0	Analogue 1 +	
1 0 1 0 1	Programme step +	
1 0 1 1 0	Analogue 2 +	
1 0 1 1 1	Analogue 3 +	
1 1 0 0 0	Standby	
1 1 0 0 1	Toggle o/p	
1 1 0 1 1	Normalise	
1 1 1 0 0	Analogue 1 -	
1 1 1 0 1	Programme step -	
1 1 1 1 0	Analogue 2 -	
1 1 1 1 1	Analogue 3 -	

Note:
'X' = don't care digit

FREE!

Biofeedback/Lie detector Kit

Consists of:

- * PRINTED CIRCUIT BOARD
- * * * COMPONENTS
- * * * FULL INSTRUCTIONS

Send only £1 to cover packing and postage. Please make cheques or postal orders payable to PGC. If you send coins, please sellotape them to a piece of card to prevent them from bursting through the envelope.

Only one kit per application. Offer applies only while stocks last.

DON'T MISS YOUR CHANCE!

Send NOW to:
PGC, Craigo Farm
Trellech Road
Tintern Gwent

Complete Parts Sets for Top Projects

MAINS CONDITIONER

FEATURED IN ETI, SEPTEMBER 1986


It is astonishing how many people buy or build top-flight hi-fi equipment, and then connect it to a noisy, spiky mains supply. Rather like buying a Ferrari and trying to run it on paraffin, you might think. Expecting crystal clear sound, the poor music enthusiast ends up with a muddy, confused mush, and feels that he has somehow been cheated. Is this hi-fi?

My music centre sounded just as good! The domestic mains supply is riddled with RF interference, noise, transient spikes, and goodness knows what else. Computers crash, radios pop and crackle, tape recordings are spoiled, and hi-fi sounds 'not quite right'. Why put up with it when the solution is so simple? The ETI mains conditioner is the lowest cost upgrade you will ever buy, and probably the most effective!

Our approved parts set consists of PCB, all components, toroid*, enamelled wire, fixing ties, fast response VDR†, and full instructions.

ETI MAINS CONDITIONER PARTS SET ONLY £4.60!

*Note: the toroid and VDR supplied are superior to the types specified in the article.



TACHOMETER AND DWELL METER

FEATURED IN ETI, JANUARY 1987

MOTORISTS QUIZ

You are driving along the road one day when the sound of a horn makes you look behind. The driver of a milk float is cursing you for driving so slowly. A while later, an invalid carriage overtakes you, and just as you turn into your drive you hear a tractor driver mutter: 'At last I can get out of first gear!'

- Do you
- Fill a £500 Pie-in-ear in-car stereo with digital flexi-woofers and 24-band ramication?
 - Buy a set of fluffy dice and sticker saying 'My other car is a Macaroni'?
 - Give your car in part exchange for a milk float, invalid carriage, tractor?
 - Tune your engine.

The combined tachometer and dwell meter parts set contains: case with battery compartments, printed circuit board, all components, switches, plug, socket and test leads, battery connector, full instructions. The answer to the quiz by the way is: e) Buy a bright red Lotus Esprit.

TACHOMETER AND DWELL METER PARTS SET

£12.90 (with terminals for external meter)
£16.40 (with self contained meter)



MAINS CONTROLLER

FEATURED IN ETI, JANUARY 1987

Have you ever wondered what people do with all those computer interfaces? Put your computer in control, say the ads. The Spectrabeeb has eight TTL outputs. What on earth can you control with a TTL output? A torch bulb?

The ETI Mains Controller is a logic to mains interface which allows you to control loads of up to 500W from your computer or logic circuits. An opto-coupler gives isolation of at least 2,500V, so the controller can be connected to experimental circuits, computers and control projects in complete safety. Follow your computer interface with a mains controller, and you're really in business with automatic control!

The mains controller connects directly to most TTL families without external components, and can be driven by CMOS with the addition of a transistor and two resistors (supplied).

Your mains controller parts set contains: high quality roller lined PCB, MOC3021 opto-coupler, power triac with heatsink, mounting hardware and heatsink compound, all components, including snubber components for switching inductive loads, transistor and resistors for CMOS interface, full instructions.

MAINS CONTROLLER PARTS SET £6.20



POWERFUL AIR IONISER

FEATURED IN ETI, JULY 1986

Ions have been described as 'vitamins of the air' by the health magazines, and have been credited with everything from curing hay fever and asthma to improving concentration and putting an end to insomnia. Although some of the claims may be exaggerated, there is no doubt that ionised air is much cleaner and purer, and seems much more invigorating than 'dead' air.

The DIRECT ION ioniser caused a great deal of excitement when it appeared as a constructional project in ETI. At last, an ioniser that was comparable with (better than?) commercial products, was reliable, good to build, and fun! Apart from the serious applications, some of the suggested experiments were outrageous!

We can supply a matched set of parts, fully approved by the designer, to build this unique project. The set includes a roller lined printed circuit board, 66 components, case, mains lead, and even the parts for the tester. According to one customer, the set costs about a third of the price of the individual components. What more can we say?

Instructions are included
DIRECT ION PARTS SET £9.50



MATCH BOX AMPLIFIERS

20W Single IC parts set £6.50

50W Bridge Amplifier parts set £8.90

L165V Power Amplifier IC, with data, £3.90

LM2917 EXPERIMENTER SET

Consists of LM2917 IC, special printed circuit board and detailed instructions with data and circuits for eight different projects to build. Can be used to experiment with the circuits in the Next Great Little IC feature (ETI, December 1986).

LM2917 Experimenter Set £5.80

RUGGED PLASTIC CASE,

suitable for mains conditioner and mains controller

ONLY £1.35!



SPECIAL OFFER

Our best selling ioniser kit is now available with an elegant white case

WHITE IONISER PARTS SET ONLY £9.80!

Orders should be sent to Specialist Semiconductors at the address below including 60p towards postage and packing. Please allow up to 14 days for delivery. There is no telephone service at the moment, but all letters or requests for lists will be answered (at top speed if you send SAE!)

Specialist
SEMICONDUCTORS
FOUNDERS HOUSE REDBROOK MONMOUTH GWENT

COME ON DO & MEET T



Pete Hizzey/G6YLO
Engineer.



Chris Lambert/G4PCN
Land-mobile sales.



Andy Stockley/G8ELP
Ham sales.



Phil Hadler/G4CZU
Sales Director.



At this years RSGB exhibition you will be able to see and buy ICOM equipment direct from us. Thanet Electronics Ltd, sole ICOM importers in the U.K.

Our sales team will be ready to discuss and recommend the ICOM set to suit your requirements. New radios will be on show underlining ICOM's constantly improving range.

Some models will have a special exhibition price so make a point of visiting the ICOM stand No. A20 at the RSGB Exhibition. N.E.C., Birmingham on March 27th. and 28th. 1987 or

For all enquiries regarding ICOM Amateur Radio Equipment contact: ICOM/Thanet



The World

DOWN TO N.E.C. THE TEAM.



Andy Rudd/G6MRI
Retail shop manager



Ian Kuypers
Marine sales



Dennis Goodwin/G4SOT
Ham sales



Fraser Stuart/G8FEZ
Technical Director

ICOM
and System



you may miss a bargain.

All equipment bought on our stand can be paid for with cash, cheque, Access and Barclaycard. Interest-free credit can also be arranged. This could be your chance to own the ICOM radio you have always dreamed of.

Should any items have to be sent on to you we now operate a full Datapost service giving next day delivery. Come on down to N.E.C., meet the team and see why ICOM is going up in the world.

Electronics Ltd. Dept REW, Sea Street, Herne Bay, Kent CT6 8LD. Tel: (0227) 363859.





NICAD DISCHARGE/CHARGER

by R S Lambert G6GND

This charger has been developed because of the problem of having to charge 'D' cell nicad batteries used in appliances that are used intermittently over a period of time, so the level of charge remaining is unknown. From my own experience, in any combination of nicad cells, the discharge is never uniform for all batteries in the unit, leaving individual batteries at different states of charge. It seemed logical, therefore, to have a charger that would first of all bring all batteries to a given

level, then charge for a pre-determined time with a constant current. Each part of the process should be indicated and if necessary charging would be carried out without a pre-discharge.

Circuit description

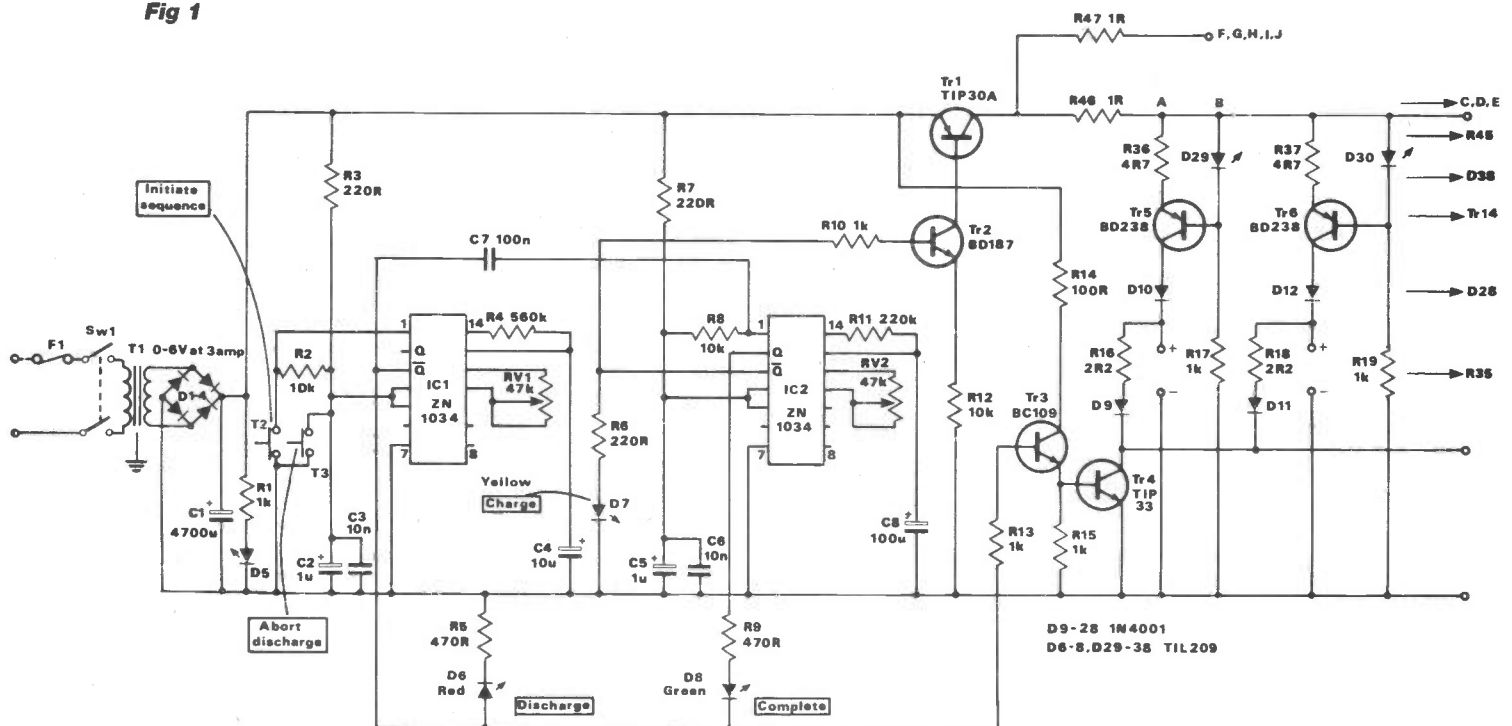
The heart of the charger is two ZN1034 timer ICs. These ICs work on the principle of an R/C oscillation, the oscillations of which are counted on an internal binary counter and after 4095 oscillations the IC switches its outputs.

The IC is identified as in *Figure 2*. The timing is given as $T=KRC$ seconds where K is a constant determined by an external resistor across pins 11 and 12. The ZN1034 has an internal SV shunt regulator allowing it to run from any voltage supply using a suitable dropping resistor with the formulae

$$R_x = \frac{V_S - 5}{I_S}$$

where V_S = supply voltage. I_S is output current (50mA max) + 7mA. OV on pin 1 triggers the device.

Fig 1



The discharge time is determined by timer IC1. Pressing T2 starts IC1 counting and at the same time Q output goes high, lighting the discharge lamp and also turning on Tr3 which in turn turns on Tr4, thus shunting each battery through its respective discharge resistors R16, 18, 20 etc.

Diodes D9, D11, D13, etc keep the discharged voltage to about 0.6V and prevent wrong polarity damage.

When the internal counter of IC2 has completed 4095 counts output Q goes low, putting out the discharge lamp and, because of being connected to pin 1 of IC2, starting this counting.

On commencement of IC2 counting its Q output goes high, lighting the charge lamp and turning on Tr2, which in turn activates Tr1, thus feeding constant current generators A,B,C,...J from positive rail through limiting resistors R46 and R47. In the prototype each constant current generator provided about 180mA. D10, D12, D14 prevent reverse polarity damage.

Construction and use

The prototype was built on Veroboard with the layout as shown in Figures 2 and 3. Two constant current boards are required. Transistors Tr1, Tr2 and Tr4 were bolted to the case with mica washers and heatsink compound. The constant current transistors were twisted through 90° so that they all lay in one plane to enable the aluminium

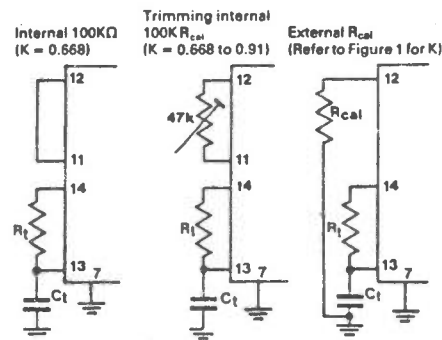


Fig 2 Timing component connections

heatsink of Figure 4 to be bolted to all five transistors on each board.

On the prototype, the negative tags of each of the battery holders were linked with thick copper wire and each holder was drilled so that the positive wires could go straight through into the case, without being visible or in the way on the outside.

Of course, layout is not critical and will depend on which case and battery holders are used. The case top should be well ventilated!

The battery holders in the prototype were obtained from Henry's Radio of Edgware Road in London and the case from Marshal Bradley also of Edgware Road.

When testing the unit for the first time,

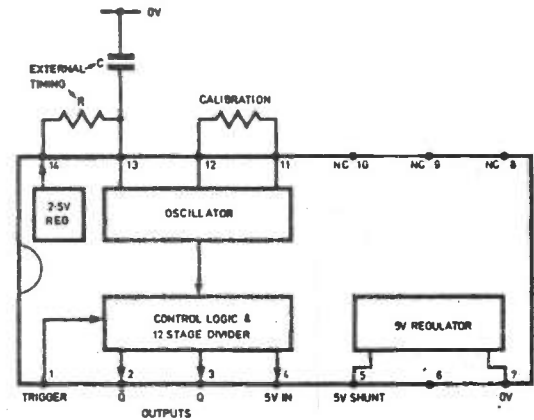



Fig 3 Block diagram of ZN1034

shunt the timing resistors with 5.6kΩ resistors, as 30 hours is a long time to wait!

When determining the full charge time an oscilloscope across the timing resistors will show impulses which can be timed and multiplied by 4095 to give total time. If no oscilloscope is available it is possible to see the impulse voltage charges with a digital voltmeter instead. Timing on the prototype was approximately 6 hours discharge and 24 hours charge.

Do make sure that all copper strip



Battery type	Size	Capacity (mAh)	Charge current (mA)	R36 to 45	
micro	RO3	AAA	180	18	47Ω
penlight (mignon)	R6	AA	500	50	15
baby	R14	C	1200	120	6.8
			1800	180	4.7
mono	R20	D	4000	400	2.2

COMPONENTS

- Resistors**
(¼ watt unless otherwise stated)
- R1, 10, 13, 15, 17, 19, 21, 23, 25, 27, 29, 31, 33, 35 1kΩ
 - R2, R8 10kΩ
 - R3, 6, 7 220Ω
 - R4 560kΩ
 - R5, 9 470Ω
 - R11 220kΩ
 - R12 10Ω 1W
 - R14 100Ω 1W
 - R16, 18, 20, 22, 24, 26, 28, 30, 32, 34 2.2Ω .5W metal film
 - R36-45 See text
 - R46, 47 1Ω 2.5W
- Presets**
- VR1 and VR2 47kΩ
- Capacitors**
- C1 4,700µF PCB mounting
 - C2, C5 1µF tantalum
 - C3, C6, C7 0.1 polyester
 - C4 10µF tantalum
 - C8 100µF tantalum
- Semiconductors**
- IC1, IC2 ZN 1034
 - Tr1 TIP 30A
 - Tr2 BD 137
 - Tr3 BC 109
 - Tr4 TIP 33
 - Tr5-14 BD 238
 - D1-D4 4A bridge rectifier
 - D5, D6, D29-38 Red T/L 209
 - D7 Yellow T/L 209
 - D8 Green T/L 209
 - D9-28 IN 4001
- Miscellaneous**
- T1 0-6V 3A transformer
 - SW1 double pole single throw miniature toggle
 - T1, T2 push-to-make switch
 - F1 fuse holder 500mA fuse

NICAD DISCHARGE/CHARGER

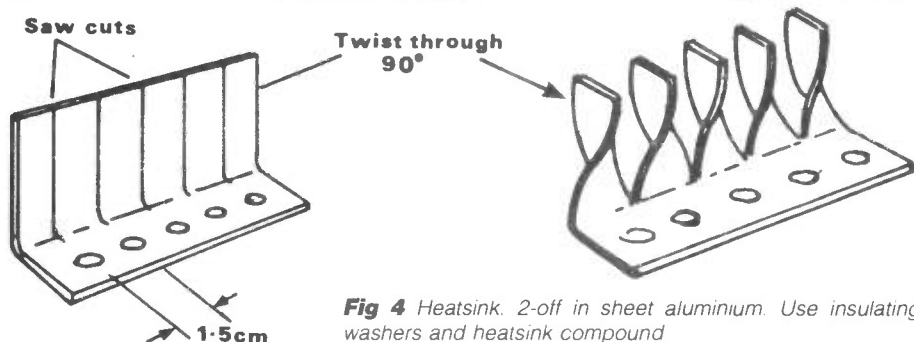


Fig 4 Heatsink. 2-off in sheet aluminium. Use insulating washers and heatsink compound

breaks are clean and swarf is not shorting adjoining tracks. This applies to soldering as well.

Of course, the battery holders can be for any type of battery and the constant current generators altered to suit various current requirements, R36 to 45 being chosen to suit requirements. Make sure that *total* current consumption does not go higher than can be handled by Tr1 and T1. Also, choose the discharge resistors to suit the batteries being discharged (see table). REW

ELECTRONICS & COMPUTING

INDIVIDUALS You don't have to continue working on things you don't believe in, with people who'd want you locked up if they knew what you really thought...

Promoting Equality of Opportunity. For businesses and people who want a say in how their technology is used. EIP Ltd, 28 Milsom St, BATH BA1 1DP (0225) 69671

EXCHANGE RESOURCES

RECRUITMENT AGENCY & BUSINESS CONSULTANCY

BUSINESSES How would you like to try an agency that rewards you for ethical decisions? And deal with businesses which respect your views?

BATH 0225 69671

SUMMER JOBS IN THE USA FOR 1987

American children's summer camps are seeking bright, enthusiastic young people (aged 19½-35) to live with and teach amateur radio skills to children from mid-June to mid/end August. Return flight, special work visa, food and accommodation arranged PLUS \$300-\$350 pocket money for the season. A challenging and rewarding programme for those who don't mind hard work and who have a genuine regard for children. If you have the relevant experience, and would like further details of this fantastic opportunity to work and travel in the USA (for up to 6 weeks after camp), please contact:

Roy Eldridge

BUNACAMP

232 VAUXHALL BRIDGE ROAD, LONDON SW1V 1AU
Tel: 01-630 0344

Carbon Film resistors ¼W 5% E24 series 0.51R to 10MΩ	1p
100 off per value - 75p, even hundreds per value totalling 1000	£7.00
Metal Film resistors ¼W 10R to 1MΩ 5% E12 series - 2p. 1% E24 series	3p
Mixed metal/carbon film resistors ½W E24 series 1R0 to 10MΩ	1½p
1 watt mixed metal/Carbon Film 5% E12 series 4R7 to 10 Megohms	5p
Linear Carbon presets 100MW @ ¼W 100R to 4M7	7p
Miniature polyester capacitors 250V working for vertical mounting	
.01, .015, .022, .033, .047, .068-4P, 0.1-5P, 0.15, 0.22, 0.33 & 0.47-6P	6p
Mylar (polyester) capacitors 100V working E12 series vertical mounting	
1000p to 8200p - 3p. 0.1 to .068 - 4p. 0.1 5p. 0.12 & 0.15	6p
Subminiature ceramic plate capacitors 100V wkg vertical mountings. E12 series	
2% 1.8 pf to 47 pf - 3p. 2% 56 pf to 330 pf - 4p. 10% 390p - 4700p	4p
Disc/plate ceramics E12 series 1P0 to 1000P, E6 Series 50V 1500P to 47000P	2p
Polystyrene capacitors 63V working E12 series long axial wires	
10 pf to 820 pf - 3p. 1000 pf to 10,000 pf - 4p. 12,000 pf	5p
741 Op Amp - 20p. 555 Timer	22p
cmos 4001 - 20p. 4011 - 22p. 4017	40p
ALUMINIUM ELECTROLYTICS (Mfds/Volts)	
1/50, 2.2/50, 4.7/50, 10/25, 10/50	5p
22/16, 22/25, 22/50, 47/16, 47/25, 47/50	6p
100/16, 100/25 7p; 100/50 12p; 100/100	14p
220/16 8p; 220/25, 220/50 10p; 470/16, 470/25	11p
1000/25 25p; 1000/35, 2200/25 35p; 4700/25	70p
Submin, tantalum bead electrolytics (Mfds/Volts)	
0.1/35, 0.22/35, 0.47/35, 1.0/35, 3.3/16, 4.7/16	14p
2.2/35, 4.7/25, 4.7/35, 6.8/16 15p; 10/16, 22/6	20p
33/10, 47/6, 22/16 30p; 47/10 35p; 47/16 60p; 47/35	80p
DIODES (piv/amps)	
75/25mA 1N4148 2p. 800/1A 1N4006 6p. 400/3A 1N5404 14p. 115/15mA OA91	6p
100/1A 1N4002 4p. 1000/1A 1N4007 7p. 60/1.5A S1M1 5p. 100/1A bridge	25p
400/1A 1N4004 5p. 1250/1A BY127 10p. 30/45mA OA90 6p. 30/15A OA47	8p
Zener diodes E24 series 3V3 to 33V 400mW - 8p. 1 watt	12p
Battery snaps for PP3 - 6p for PP9	12p
L.E.D.'s 3mm. & 5m.m. Red, Green, Yellow-10p. Grommets 3mm - 1½p, 5mm	2p
Red. flashing L.E.D.'s require 5V supply only	30p
Mains indicator neons with 220K resistor	10p
20mm fuses 100mA to 5A Q/blow 5p. A/surge 8p. Holders pc or chassis	5p
High speed pc drills 0.8, 1.0, 1.3, 1.5, 2.0m - 25p. Machines 12V dc	£6.50
HELPING HANDS 6 ball joints and 2 croc clips to hold awkward jobs	£4.50
AA/HP7 Nicad rechargeable cells 80p each. Universal charger unit	£6.50
Glass red switches with single pole make contacts - 8p. Magnets	12p
All prices are inclusive of VAT. Postage 20p (free over £5). Lists Free.	


THE CR SUPPLY CO
127 Chesterfield Rd,
Sheffield S8 0RN
Return posting



CONSTRUCTOR SERIES SPEAKER KITS

Based on the famous Kef Reference Series, these three DIY designs give the home constructor the opportunity to own an upmarket pair of loudspeakers at a very down-to-earth price!

With a Wilmslow Audio Total Kit it's so easy — no electronic or woodworking skill is necessary. Each kit contains all the cabinet components (accurately machined from smooth MDF for easy assembly), speaker drive units, crossover networks, wadding, grill fabric, terminals, nuts, bolts etc



Model CS1 is based on the Reference 101, CS3 is equivalent to the Ref. 103.2 and CS9 is based on the Reference 105.2 (but in a conventionally styled encl.).

CS1 £116 pair inc. VAT plus carr/ins £6

CS3 £138 pair inc. VAT plus carr/ins £10

CS9 £383 pair inc. VAT plus carr/ins £18

We also offer a kit (less cabinet) for Elector PL301

DIY Speaker catalogue £1.50 post free (export \$6)

WILMSLOW AUDIO LTD.

35/39 Church Street, Wilmslow, Cheshire SK9 1AS

Tel: 0625 529599

Call and see us for a great deal on HiFi. (Closed all day Mondays.)

Lightning service on telephoned credit card orders!

NEXT ISSUE

Radio & Electronics

The communications and electronics magazine **World**

INTRODUCING PRACTICAL ELECTRONICS
Back to basics with Alan Pickard's beginner's guide

BEYOND THE TRIODE

Although semiconductor devices have today replaced many functions previously carried out by valves, many designers still prefer the latter. An in-depth examination by Roger Alban

PLUS ALL THE USUAL FEATURES!


On sale 9 April

To be sure of your copy, why not take out a subscription?

WEST LONDON COMMUNICATIONS

61 FAIRFIELD ROAD
WEST DRAYTON
West Drayton

447767 (STD 0895) 10 LINES
3 MILES FROM LONDON AIRPORT



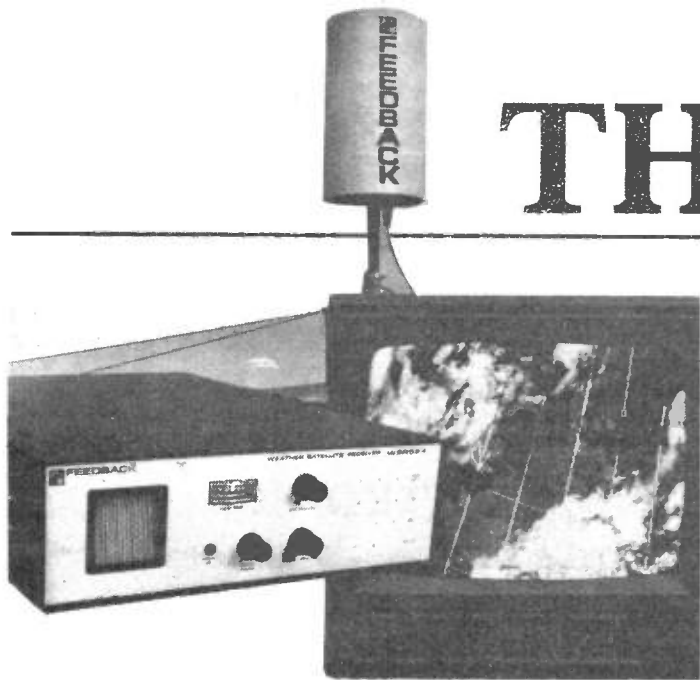
STORNO 800 PMR SETS EX MET POLICE CHOICE OF 20
£100 EA
DYMAR LYNX CHOICE OF 20..... £20 EA
CB RADIO CHOICE OF 20..... £10-£16 EA
AERIALS FROM..... £2.50 EA
STORNO CAR PHONES 900SA CHOICE OF 20..... £100 EA
ASS BASE STATION AERIALS CHOICE OF 20 FROM
..... £20 EA

PYE MOTORPHONE CHOICE OF 10..... ££15 EA
PYE CAMBRIDGES AM/FM CHOICE OF 20..... ££3-£5 EA
PYE 27 BASE STATION HIGH BAND-LOW BAND AM
CHOICE OF 10..... £25 EA
PYE WESTMINSTER AM/FM CHOICE OF 25..... £25 EA
PYE F30 BASE STATION CHOICE OF 5..... £50 EA
PYE CAMBRIDGES HAND-HELD CHOICE OF 5..... £10 EA
PYE VANGUARDS CHOICE OF 25..... ££3-£5 EA
STORNO 700 EX CAR PHONES CHOICE OF 10..... £20 EA
PYE UHF U450 CHOICE OF 10..... £10 EA
DYMAR BASE STATION CHOICE OF 10..... £5-£20 EA
DYMAR HAND-HELD CHOICE OF 10..... £15 EA
STORNO 600 EX CAR PHONES CHOICE OF 20..... £15 EA
STORNO 600 FM LOW BAND SETS CHOICE OF 10..... £25 EA
OLYMPIC AM HIGH BAND..... £30 EA
EUROPAS HIGH BAND FM..... £30 EA
PYE REPORTERS HIGH BAND AM CHOICE OF 50.. £35 EA

**Please note it is illegal to operate a transmitter without a licence.
The following equipment does not meet DTI approval, all sets are sold without
crystals and sold as seen and without warranty.**

THE WSR524

This weather satellite receiver from Feedback Instruments Ltd is just the thing for the amateur meteorologist



A user review by Ken Michaelson G3RDG

In recent years there has been a rising interest in weather forecasting. The technical progress which has been made in the design of suitable pieces of equipment has reduced the capital outlay necessary and has brought it within the reach of a larger section of the general public than previously.

This is the third satellite decoding unit that I have reviewed, in addition to a FAX weather map decoder for the HF bands. The equipment under review, however, seemed to me to be a different kettle of fish. For a start, the antenna was in a form I had never seen before. It was a fibre glass cylinder measuring 300mm (12in) in diameter and 600mm (2ft) in length. In addition to containing the antenna, which was a quadrafilair helix for the frequencies involved (137.500MHz and 137.620MHz), the cylinder also had the first part of the receiver built into it. The frequencies were converted internally to approximately 10MHz and this was sent down the coaxial cable to the main unit. Power for the antenna electronics passed along the same cable in the opposite direction.

Conversion to 10MHz

The reason for converting the incoming signal to 10MHz was that the lead-in could be much longer (it had been tested with a cable length of 1 kilometre), and it enabled a great reduction in the noise level of the received signal.

The main unit measured 305mm (12in) wide by 95mm (3.75in) high by 395mm (15.5in) deep. It was finished in dark chocolate brown crackle enamel. There were two collapsible legs, 50mm (2in) long, on the underside front to raise the module to eye level. On the left-hand side of the front panel was a 50mm (2in) square opening for the monitor speaker. To the right of this, on the upper level, was the signal level meter, having a

horizontal scale calibrated from 0 to 10. To the right of this again was a rotary control labelled 'grid intensity'. On the lower level to the right of the speaker grille was a green LED indicating power on, and to the right again were two more rotary controls, the left being the monitor volume and the right one the 'visible' and 'infra-red' controller. The greater part of the right-hand side of the front panel was taken up by the keypad. This had keys from 0 to 9, minus, decimal point, new data, *, delete and enter.

The rear panel

The rear panel had a number of sockets assembled on it. The top left-hand one was a normal Belling-Lee TV socket, which would go to the television set antenna socket. To the right was a BNC socket, used to input the signal into my monitor. On the far right top level was the antenna socket (also a BNC one), the fuse and the 'on/off' switch, a rocker type which was illuminated in red when the unit was switched on. Below this was the IEC mains input socket, the rotary voltage adjuster, and the 12 volt dc input socket.

Along the bottom were three IDC sockets, labelled port A, port B and port C, provided for the expansion of the system, although the necessary PROMS and firmware were not supplied for this review. Ports A and B were identical and were connected in parallel. They gave access to the internal power supplies and outputs for a digital video recorder, which is currently under development. Port C is intended to output to a computer by changing one of the PROMS in the unit.

As I mentioned above, the antenna was contained in a fibre glass cylinder, together with the front portion of the receiver. A frequency of approximately 10MHz was sent to the main unit where it

was again converted to a lower frequency, this conversion selecting the correct channel. Detection was by means of a phase locked loop. The signal was digitised to 64 levels, and the picture information extracted and converted to 16 level data. This conversion used different functions for infra-red and visible picture data.

The data was then passed to the microprocessor, which effected the different contrast settings. The microprocessor was a 63C09 high-speed 8 bit CMOS processor and was used to carry out all the calculations and control the picture memory. The program, written in PL9 and assembly language, performed all the mathematics and controls in real time. The actual mathematics employed used spherical geometry to calculate the position of both satellites continuously and also produced the grid information during reception.

No source listing

The manufacturer states that no source listing of the program will be made available to customers, for obvious reasons. The display system used a raster-scanned dynamic memory, which consists of two 256 by 256 by 4 bit planes for the pictures and one 256 by 256 by 1 bit plane for the grid and text. All three planes were read simultaneously and the data from them combined in the digital to analogue converter. The video output, which I mentioned as being available from ports A and B, is a 1 volt peak-to-peak signal with negative composite sync. The WSR524 supplied for this review used non-interlaced line standard, to make the picture flicker-free. This meant that it was not possible to use a video recorder. The manufacturer states that an extra unit will be available soon to convert the output to standard signals for 625 lines and 50 fields, and will

plug into either port A or B on the rear panel.

The WSR524 is a self-contained unit and is completely automatic in action. I found the setting up straightforward, the directions given in the manual being clear and well set out. A substantial aluminium tripod with a hollow tube at its centre was supplied with the unit. The bottom end of the antenna cylinder had a mating tube fixed to it, and all that was necessary was for me to insert this tube into the tripod's hollow vertical one and bingo (!): the antenna was erected. This made the bottom of the antenna cylinder about 1800mm (6ft) from the ground.

There was also a waterproof female BNC socket on the bottom end for the signal take-off. Fifty metres of co-ax were supplied, one end having the mating male waterproof BNC plug and the other end, with a normal BNC plug, attached to the antenna socket on the rear panel of the main module. I ran this cable through a rear window of the house and along a corridor to the shack, and there seemed to be no loss or extra noise with the full length in use.

The monitor


The television set used was a Hitachi model CPT 2046 all mode unit. This can function as a monitor as it has a choice of RGB input or composite input. I tried out the WSR524 using both the normal UHF TV output and the video output on the unit; the video monitor giving a superior performance, of course.

Having connected the antenna to the WSR524 and the WSR624 to the monitor, the next step was to enter the data for the two satellites concerned. The unit is arranged to receive signals from NOAA-9 and NOAA-10 (NOAA standing for National Oceanic and Atmospheric Administration, which is part of the US Department of Commerce), on frequencies of 137.500MHz and 137.620MHz. However, there was no means of tuning the signals, all this information being given to the unit by means of the keypad.

Starting up

When the unit was first activated by the switch on the rear panel, the start-up message was displayed on the screen. This read: 'Feedback Instruments Limited England. Copyright 1986. Press any key to continue'. I then entered the relevant details for the two satellites concerned. Pressing any key caused the words 'DATA FOR SATELLITE ONE. NODAL PERIOD IN MINUTES >' to appear on the display. There are five pieces of information for each satellite which have to be entered into the module: nodal period, orbital inclination, equator crossing time (hours and minutes), equator crossing longitude and orbital decay constant.

A sheet was supplied by the manufacturer giving these figures for both the



Information displayed on the TV monitor screen

satellites as at 28th November. The figures were valid for a period of one month from that date. Feedback Instruments Ltd will supply a monthly list of updated figures if desired; otherwise there is a recorded telephone announcement service provided by the National Remote Sensing Centre in the UK. It operates outside office hours (1715-0845 UTC in winter and +1 hour for BST). It is also available all day on Saturdays and Sundays on (025) 683 448.

Follow the prompts

I entered the figures in sequence, following the prompts. Having completed the entry of all the information required, including the number of whole days which had elapsed since the figures had been calculated and the latitude and longitude of my QTH, the entry of the 'primary data' was concluded.

There were two more options available in the WSR524, the first one being 'picture contrast' and the second 'data change security'. There were four variations of picture contrast, from warm and bright to cold and dark, to maximise the dynamic range of the grey levels, and following the suggestion in the manual I used setting 3, which was described as 'temperate conditions as found in mid-latitude in mid-winter'.

The purpose of the data change security option was to prevent unauthorised people from changing the orbit parameters by design or accident. I did not use this option, but if I had I would have been required to enter any four keys that I wished to be used as a security code. The WSR524 would not respond to any key presses unless I first entered the sequence of figures that I had decided upon. I then followed the commands on


the screen, which caused the unit to go into the operating mode with a display on the screen reading 'WAITING FOR SATELLITE F/B 14:11 50.5N 0.2W'.

However, the unit did not function! I was rather puzzled, as it seemed to me that there was no way in which I could make a mistake. All the instructions in the manual were, I thought, fool-proof. A telephone call to Feedback Ltd solved the problem. It appeared that I had been wrong to assume that NOAA-9, which appeared at the top of the list of Keplerian elements given to me with the unit, was satellite No 1 and NOAA-10 satellite No 2. In fact, it was the other way around. This meant that I had to re-enter all the details in the reverse order. I then waited for the next orbit, with the words 'WAITING FOR SATELLITE' still on the screen. Satellites 1 and 2 are decided upon by the frequencies used. No 1 is 137.500MHz and No 2 137.620MHz.

As I stated previously, the equipment was entirely automatic in action. It was quite amazing just to sit there and watch. I left the unit on all night without the monitor switched on, and the next morning turned it on to find that a weather picture had been retained in the memory timed at 0734.

An interesting facility

I have not remarked on another very interesting facility. By the insertion of the latitude and longitude of my QTH, the unit displayed an arrow pointing in the London direction, where I live. The position of the arrow (up or down) showed the direction of the orbit. I thought this was an excellent convenience. Even if one couldn't see England, as it was covered in cloud most of the time, one knew what one was looking at.



Latitude and longitude grid lines were also superimposed on the picture. These could be increased or decreased in definition by the operation of the grid intensity control mentioned previously.

The signal level meter registered about 2 in the standby condition, but as soon as a transmission was detected the reading increased to between 7 and 8. It was not necessary to have the monitor volume control advanced at all because the WSR524 reacted to a signal immediately. When reception took place, the new data deleted the picture already stored in the memory so it was not necessary to set anything back to zero. Since the unit stored both the infra-red and visible pictures separately, it was possible to fade between them, or have a percentage of both on the screen at the

same time by operating the visible/infra-red control.

I have only one complaint to make about this unit. I disliked intensely the plastic keys with their tactile response. I found that it was necessary for me to press each key carefully with my finger nail in order to make sure that it was operated. I believe that the action of keying should result in a positive click.

Other than that, I have not remarked on the fact that at the moment it is impossible to make a record of a pass. As I have said previously, the manufacturer is developing an additional module so that video recordings can be made. When this is available, nothing else will be needed to make the WSR524 a completely automatic weather receiver.

I am not able to comment on the use of

a computer or a printer with the unit as I have no information about this, but I can only thoroughly endorse the unit as supplied. The owner's manual commences with a general discussion on weather satellites with a drawing of the details of the TIROS-N satellite, includes some interesting weather and satellite pictures, and descriptions of fronts and depressions and high pressure systems. It concludes by giving suggestions for the user to make his/her own forecast.


The operation of this equipment was really fantastic and, as I mentioned earlier, entirely automatic in action. The superimposition of the latitude and longitude grid lines together with the arrow showing the location of the station made weather forecasting a real possibility instead of guesswork. For any amateur meteorologist who wishes to obtain greater information about the weather over an area of up to 2500km radius, this is the unit. At its price of £599.00 excluding VAT and monitor it must make a hit with anyone interested in the science.

Thanks are due to Feedback Instruments Ltd, of Park Road, Crowborough, East Sussex TN6 2QR (telephone (08926) 3322), for the loan of the equipment for the purpose of this review. REW

The Archer Z80 SBC

The **SDS ARCHER** – The Z80 based single board computer chosen by professionals and OEM users.


- ★ Top quality board with 4 parallel and 2 serial ports, counter-timers, power-fail interrupt, watchdog timer, EPROM & battery backed RAM.
 - ★ **OPTIONS:** on board power supply, smart case, ROMable BASIC, Debug Monitor, wide range of I/O & memory extension cards.
- from £185 + VAT.



The Bowman 68000 SBC

The **SDS BOWMAN** – The 68000 based single board computer for advanced high speed applications.

- ★ Extended double Eurocard with 2 parallel & 2 serial ports, battery backed CMOS RAM, EPROM, 2 counter-timers, watchdog timer, powerfail interrupt, & an optional zero wait state half megabyte D-RAM.
 - ★ Extended width versions with on board power supply and case.
- from £295 + VAT.




Sherwood Data Systems Ltd

Sherwood House, The Avenue, Farnham Common, Slough SL2 3JX. Tel. 02814-5067

CRICKLEWOOD

ELECTRONICS LTD

FREE!
catalogue



It's no secret...

that there is a *real difference* at *Cricklewood Electronics*. That's why you should never be without the **FREE CRICKLEWOOD ELECTRONICS COMPONENTS CATALOGUE**, for sheer variety, *competitive prices* and *service* from the U.K.'s number one 100% component shop. No gimmicks, no gadgets or computers, just components, millions of them, all easily available by mail order, calling or credit card telephone orders. Just pick up the phone (or a pen) to get your **FREE** copy now (no SAE required). You have nothing to lose.

CRICKLEWOOD ELECTRONICS LIMITED
40 Cricklewood Broadway, London NW2 3ET

Tel: 01-450 0995/01-452 0161
Telex: 91 4977



RADIO & ELECTRONICS WORLD BACK ISSUES

TO: Back Issues Department • Radio & Electronics World • Sovereign House • Brentwood • Essex • CM14 4SE

NAME
ADDRESS

POSTCODE

PLEASE SUPPLY: (state month and year of issue/s required) NOTE: Jan & Feb '82 and Dec '83 issues not available

..... at £1.30 each

PAYMENT ENCLOSED: £ -

Cheques should be made payable to **Radio & Electronics World**. Overseas payment by International Money Order or credit card.

CREDIT CARD PAYMENT:

EXPIRY DATE /

SIGNATURE.....

HART

This month we feature some fantastic bargains. Our standard range of professional quality kits and cassette decks is still expanding, along with new lines in Video heads and power supplies. Our FREE list gives details of these and many other lines.

ALL BARGAIN ITEMS INCLUDE VAT & POST.

LINSLEY-HOOD SYNCHRODYNE AM RECEIVER

Very high quality kit for this recent design featured in Wireless World. Advanced construction system, approved by the Author, uses 3 double sided PCBs in a stacked layout for total stability, ease of construction and minimal wiring. This module will form the AM section of an ultra high quality AM/FM switched bandwidth tuner to match our 300 series amplifiers. Power supply and tuning gang will be included with the FM section.

K450 JLM Synchrondyne Kit. Special price **£50.95**

LINSLEY-HOOD 300 SERIES AMPLIFIER KITS

Ultra high quality. Mosfet output, fully integrated Hi-Fi amplifier kits by this famous designer. Two models of identical appearance are available, one giving 35 watts per channel output, the other 45. Careful design has made these amplifiers capable of superb sound quality. The delicacy and transparency of the tone quality enables them to outperform, on a side by side comparison, the majority of commercial amplifiers. Building is very easy as almost all components are fitted on easily removed printed circuit boards. Subsequent setting up needs only a simple multimeter to obtain and full specified performance. Both kits come with very comprehensive building instructions.

K300-35.35 Watt. Discount price for complete kit **£38.79**

K300-45.45 Watt. Discount price for complete kit **£102.38**

RLH4&S. Reprints of original articles from 'Hi-Fi News'. **£1.05 no VAT**

LINSLEY-HOOD 100 WATT MOSFET POWER AMPLIFIER

Another design by John Linsley-Hood for use where very high power output is needed. Mosfet output devices and careful design have produced an affordable ultimate fidelity amplifier capable of giving the multi-thousand pound exotics a run for their money. This is a stereo power amp only unit and is ideal for use with CD players. Case size 412mm wide, 254mm deep and 145mm high. Automatic switched speaker protection is included as standard.

Total cost of all parts is over £150

K100 special complete stereo kit price **£127.95**


CAR RADIO FM IF AND STEREO DECODER

Miniature PCB with 10.7MHz ceramic filters, 2-transformer ratio detector, AX010 noise suppression IC and TCA4500A advanced stereo decoder IC. Only needs front end to make FM tuner or car radio. Complete with circuit. Incredible value at **Only £1.99**

STUART TAPE RECORDER CIRCUITS


Complete stereo record, replay and bias system for reel-to-reel recorders. These circuits will give studio quality with a good tape deck. Separate sections for record and replay give optimum performance and allow a third head monitoring system to be used where the deck has this fitted. Standard 250mV input and output levels. Full details are in our lists. Reprint of original articles. **£1.30 no VAT**

VFL600 VERTICAL FRONT LOADING CASSETTE MECHANISM



This latest addition to our range fulfils the need for a reasonably priced front loading cassette mechanism. This unit comes complete with stereo R/P and erase heads having standard mountings so that they may be exchanged for others in our range of heads if required. The mechanism also has a 3-digit counter, chrome operating keys, mechanical auto stop and a removable decorative cassette door with central window and key functions marked below. Cassette door/carrier has a hydraulically damped 'soft eject' feature. Motor is internally governed and only needs a 12V DC supply with an average current of 80mA. Overall size 160mm wide including counter, 100mm high and 85mm deep including motor and keys. A robust and thoroughly useful deck for many purposes. VFL600 Vertical Front Loading Cassette Deck **£24.30**

LINSLEY-HOOD CASSETTE RECORDER CIRCUITS



Complete record and replay circuits for very high quality low noise stereo cassette recorder. Circuits are optimised for our HS16 Super Quality Sendust Alloy Super Head. Switched bias and equalisation to cater for chrome and ferric tapes. Very easy to assemble on plug-in PCBs. Complete with full instructions. **£33.70**

Complete Stereo record/play kit **£33.70**

VU Meters to suit **£2.30 each**

Reprints of original articles **75p no vat**

HIGH QUALITY REPLACEMENT CASSETTE HEADS



Do your tapes lack treble? A worn head could be the problem. Fitting one of our replacement heads could restore performance to better than new! Standard mountings make fitting easy and our TC1 Test Cassette helps you set the azimuth spot-on. We are the actual importers which means you get the benefit of lower prices for prime parts. Compare us with other suppliers and see! The following is a list of our most popular heads, all are suitable for use on Dolby machines and are ex-stock.

HC20 Permalloy Stereo Head. This is the standard head fitted as original equipment on most decks. **£7.65**

HS16 Sendust Alloy Super Head, the best head we can find longer life than Permalloy, higher output than Ferrite, fantastic frequency response. **£14.85**

HQ551 4-Track Head for auto-reverse or quadrophonic use. Full specification record and playback head. **£14.60**

Please consult our list for technical data on these and other Special Purpose Heads.

MA481 Latest version Double Mono (2/2) Record/Play head replaces R484. **£8.90**

SM106 Standard Mounting 2/2 Erase head. Compatible with above or HQ5514 Track head. **£5.90**

H524 Standard Erase Head. Semi double gap, high efficiency. **£3.25**

H501 Metal Tape Erase Head. Full double gap. **£7.38**

Please consult our list for technical data on these and other special purpose heads and MA481.

HX100 Special offer stereo R/P heads **£2.49**

HRP373 Sendust alloy stereo combination head **£38.80**

HRP373 Technical specification **15p**

HS95 10/24 Stereo DC erase head **£8.70**

HQ751E 4/4 Erase compatible with HQ551 **£39.70**

HART TRIPLE-PURPOSE TEST CASSETTE TC1

One inexpensive test cassette enables you to set up VU level, head azimuth and tape speed. Invaluable when fitting new heads. Only **£4.65** plus VAT and 50p postage.

Tape Head De-magnetiser. Handy size mains operated unit prevents build up of residual head magnetisation causing noise on playback. **£4.84**

Curved pole type for inaccessible heads. **£4.85**

Send for your free copy of our **LISTS**. Overseas please send 2 IRCs to cover surface post of 5 IRCs for Airmail.

Please add part cost of post, packing and insurance as follows:

INLAND Orders up to £10 - 50p

Orders £10 to £49 - £1

Orders over £50 - £1 50

OVERSEAS Please send sufficient to cover Surface or Air Post as required

Personal callers are always very welcome but please note that we are closed all day Saturday

24hr SALES LINE
(0691) 652894

ALL PRICES EXCLUDE VAT UNLESS STATED

HART
HART ELECTRONIC KITS LTD
2 PENYLLAN MILL
OSWESTRY, SHROPSHIRE
SY10 9AF

LOGIC CIRCUITS

The final part of D Stewart's series

Transistor transistor logic (TTL)

It seems an obvious step to replace all the input diodes of *Figure 25* by a single transistor of n inputs, since each diode is only a p-n junction. This gives the circuit of *Figure 26*. Today TTL arrays are one of the most popular logic arrays.

The limitation to any gate array is fan out, heat dissipation and propagation delay. Chip sizes are typically 0.05×0.05 inches and 0.01 inch thick. Small scale integration (SSI) employs up to 12 gates, medium scale (MSI) up to 100 gates and large scale (LSI) above 100 gates. However, chips of 10,000 gates and over are being manufactured which throws a new meaning on the above definitions.

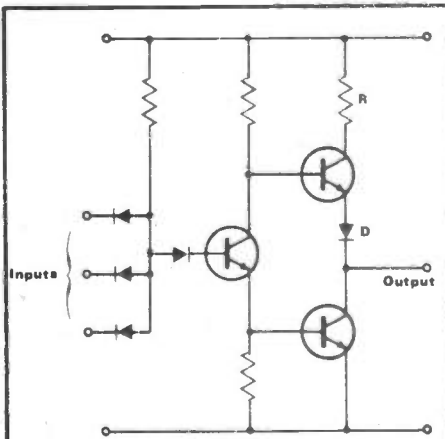


Fig 25 Totem pole

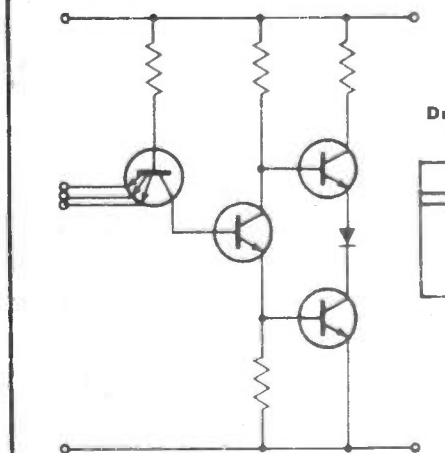


Fig 26 TTL circuit

Newer machines use Shottky-diode clamped TTL which turns off the gates more quickly by preventing transistor saturation. Emitter coupled logic (ECL) is faster than that employing Shottky diodes and has the additional advantages of low noise output and low impedance, although the power consumption is higher. ECL is also prone to noise pick-up.

Metal oxide semiconductors (MOS)

Modern photolithography processes enable masks of high resolution for etching gates onto a chip. The bipolar transistor uses a bigger unit area compared to a field effect transistor (FET), but the switching is faster. However, servocontrol which works in real time does not require high speed devices. MOSFET dissipates less heat so it is possible to fit more gates on a single chip.

FETs were known in 1930, but the discovery of the point contact device by Bardeen and Brattain in 1935 meant that interest in the FET ceased until 1960, when the techniques of etching and growing oxide layers on the silicon substrate improved.

Figure 27 shows the structure and symbol of a MOS device. The substrate is about 3×10^{-3} mm thick. The source and drain are heavily doped p type regions and formed by diffusing an impurity that forms an excess of holes. The source and

drain are separated by a thin metal gate which is coated with silicon dioxide.

Control of the device is achieved by changing the bias on the gate. If there is no bias then the device cuts off, giving zero heat dissipation.

Flip-flops

Just as useful as the Hong Kong made rubber sandal is the semiconductor variety. This is a pair of transistors arranged such that when one pushes, the other pulls or when one flips, the other flops. There are three kinds of multivibrators. The astable or free running, the bistable (flip-flop) which has two stable states and the monostable which requires a trigger pulse in order to switch it on.

Multivibrators are used in digital computers for logic operations and in shift registers for addition, multiplication or simply storing digits temporarily. The monostable (or one shot) is a useful device for delaying a pulse.

A general arrangement for a multivibrator is shown in *Figure 28*, and it can be seen that the output of one transistor feeds into the input of the other. Whether the circuit will oscillate or not depends on the nature of the feedback network. The astable uses capacitors and oscillates, the bistable uses resistors, and the monostable uses a capacitor in one feedback path and a resistor in the other feedback path.

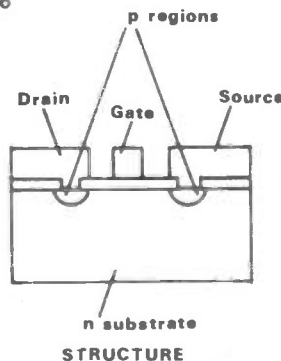


Fig 27 FET

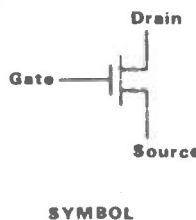
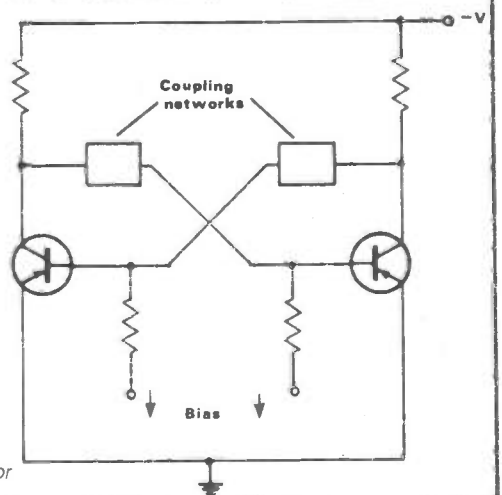


Fig 28 (right) Multivibrator



The circuit for a bistable is shown in Figure 29 and the capacitors are there merely to speed the switching action by putting a spike on the pulse. Since the transistors are not absolutely identical, the current drawn by one will be slightly greater than that drawn by the other.

Let us assume that transistor T1 draws current I1 which increases for a brief instant causing the voltage drop across R1 to increase, hence decreasing the voltage on the collector of T1. This decrease is coupled via R4 to the base of T2, reducing the base-emitter voltage of T2 and its collector current. This reduced current causes a smaller voltage drop across R2 and a larger voltage on the collector of T2. This higher voltage is fed via R3 to the base of T1, driving it into saturation. The above actions continue until T1 is hard ON and T2 is cut OFF. This is one stable state; the other stable state is T2 ON, T1 OFF and this is achieved either by applying a positive pulse to the base of T1 or a negative pulse to the base of T2. This is called 'setting' the multivibrator, and applying further triggers of the same polarities as above will not have any effect. However, changing one or other of the triggers will 'reset' the circuit to its other stable state.

SR flip-flop

The device discussed above is the SR (set-reset) flip-flop and is an example of sequential logic, ie future conditions

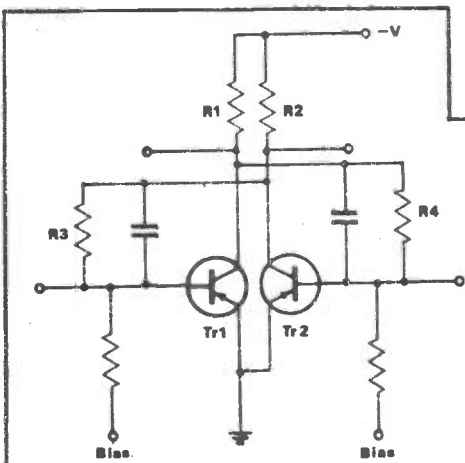


Fig 29 Bistable

Table 12 State table for SR

tn		tn+1	
S	R	Qn+1	\bar{Q} n+1
0	0	Qn	\bar{Q} n
0	1	0	1
1	0	1	0
1	1	Indeterminate	

tn = time at moment n
tn+1 = time later than tn

depend on present states. For instance triggering the transistor which is already set to 1 has no effect. An SR flip-flop using two NOR gates is shown in Figure 30 and the state table in Table 12.

From the table, the previous state is Qn and \bar{Q} n. Applying a logic 1 to R resets Qn to 0. If it was 0 already then applying a logic 1 to R has no effect. Similarly, applying a 1 to S sets Qn to 1 and \bar{Q} n to 0. The big drawback of this circuit is the indeterminate state. Applying 1 to both R and S gets the circuit chasing its own tail.

Clocked SR or T flip-flop

The circuit of Figure 30 can be expanded so that the gates open only in the presence of a clock pulse, as in Figure 31. This does not overcome the indeterminate state but it does change a sequential (asynchronous) circuit to a synchronous circuit since a number of these devices can be clocked simultaneously.

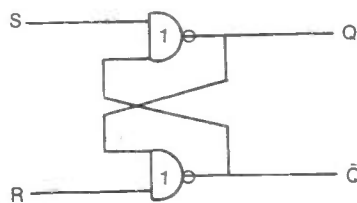


Fig 30 SR flip-flop

Table 13 State table for D type FF

tn	tn+1	
D	Qn+1	\bar{Q} n+1
0	0	1
0	0	1
1	1	0
1	1	0

Table 14 State table for JK FF

tn		tn+1	
J	K	Qn+1	\bar{Q} n+1
0	0	Qn	\bar{Q} n
0	1	0	1
1	0	1	0
1	1	\bar{Q} n	Qn

D-type flip-flop or latch

Figure 32 shows a D type flip-flop or latch, so called because any input at D which is held for the duration of the clock pulse will be stored at Q, as shown in Table 13. The value of Q changes only when the logic at D changes and the indeterminate condition R=S=1 cannot arise since the inverter ensures that R is of the opposite logic to S.

JK flip-flop

The JK is one of the most important and

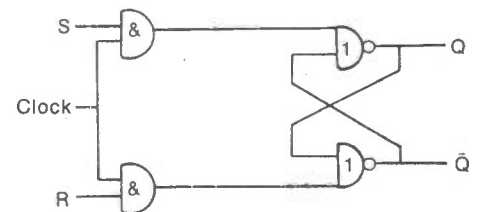


Fig 31 T flip-flop

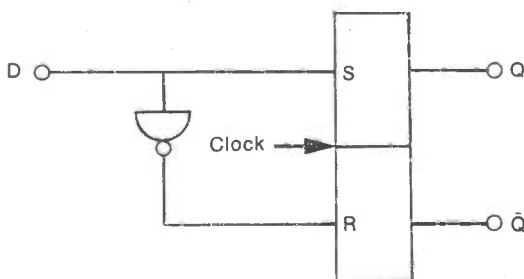


Fig 32 D type flip-flop

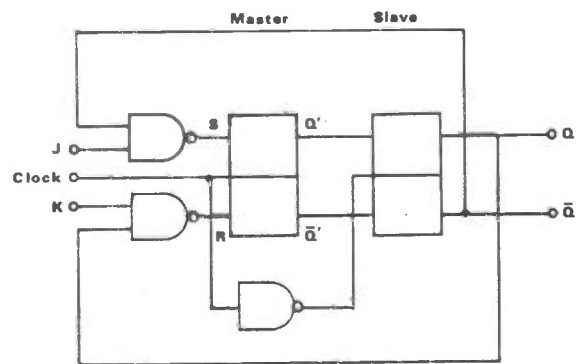


Fig 33 JK flip-flop

LATEST LITERATURE

ELECTRONIC CIRCUITS FOR THE COMPUTER CONTROL OF ROBOTS

by RA Penfold

Robots and robotics offer one of the most interesting areas for the electronics hobbyist to experiment in. The aim of this book is to provide information and explanations on what the author sees as the main stumbling block for most would-be robot constructors: the electronics involved.

A full list of publications is available from Babani free on request.

Bernard Babani (publishing) Ltd, £2.95. ISBN 0-85934-153-4

RADIO AMATEUR'S GUIDE: RADIO WAVE PROPAGATION (HF BANDS)

by F C Judd G2BCX

Successful long distance radio communication and short wave listening on the amateur HF bands are affected to a large extent by fluctuations within the ionosphere. This varies according to the time of day and year and the sunspot cycle.

Many radio amateurs do not understand exactly how ionospheric conditions contribute to their successes. In this useful and interesting paperback Fred Judd explains, and includes usable



data for both amateurs and SWLs.

A chapter is devoted to ionospheric radar systems, such as the infamous Russian 'Woodpecker' on which very little information has previously been published.

Heinemann-Newnes, £8.95. ISBN 0-434-90926-2

THE SLOW SCAN COMPANION

by C Grant Dixon G8CGK, John Wood G3YQC and Mike Wooding G6IQM.

This book is intended to fill what the authors see as 'a yawning gap on the amateur radio bookshelf'. To this end they have attempted to ensure that this volume is up to date and reflects modern trends and equipment in the world of SSTV.

Chapters are included on SSTV standards, receiving and transmitting SSTV, colour, commercial equipment, the home micro, Spectrum SSTV, scan conversion techniques, and designs for a transmit converter, a flying spot scanner, an SSTV character generator and a pattern generator.

British Amateur Television Club, 14 Lilac Avenue Leicester LE5 1FN, £3.50 inc p&p

IEE KEY ABSTRACTS

A new series of 14 key abstracts has been launched in January 1987 by INSPEC, the Information division of the Institution of Electrical Engineers.

Following extensive market

research, each new title has been selected to suit customers' subject interests as well as their pockets. There are four completely new key abstracts: *Advanced Materials*; *Computing in Electronics & Power*; *Computer Communications & Storage*; *Software Engineering*.

Six in the previous series have been substantially revised to give improved coverage of the latest developments: *Artificial Intelligence*; *Electronic Circuits*; *Measurements in Physics*; *Electronic Instrumentation*; *Power Systems & Apparatus*; *Robotics & Control*.

Four new titles replace two in the old series in expanding areas: *Antennas & Propagation*; *Optoelectronics*; *Semiconductor Devices*; *Telecommunications*.

Each monthly issue contains some 250 abstracts from the world's technical literature, as well as a subject index. Special subscription rates apply to all 14 titles when published as a set, and for members of the IEE/E.

INSPEC Marketing Department, The Institution of Electrical Engineers, Station House, Nightingale Road, Hitchin, Herts SG5 1RJ. Tel: (0462) 53331

Opto-electronic selection guide

Three-Five Semi-conductor's new 26-page selection guide covers a complete range of opto-electronic lamps, indicators and displays.

Three-Five products include wide ranges of solid-state LEDs, single and dual-digit displays and modular and monolithic multi-digit displays. Also included in this selection guide are integrated displays (with integral drives) such as alphanumeric types, bar-graph displays, multi-digit numeric and clock modules. Chapters are also included on infra-red emitters and detectors, optocouplers and Three-Five's customised displays facility.

Full technical details and

physical dimensions are given for all devices.

Three-Five Semiconductor Ltd, PO Box 131, Swindon SN2 6XD. Tel: (0793) 618835

Refurbished equipment

Space, a computer rental company, recently released its *Refurbished Equipment Catalogue*.

The catalogue contains a wide range of refurbished ex-rental computers including complete IBM PCs from £680 and the full range of INTEL Development Systems.

Free catalogues and a rental price list can be obtained upon request.

Space Systems Division, Upton on Severn. Tel: (06846) 3626

Radio books catalogue

Interbooks recently published their 1987 catalogue on radio and RTTY books. A wide range of subjects are covered including short wave listening, RTTY, aircraft radio, maritime, military, etc.

It contains a selection of books most relevant to the British radio enthusiast. New books include the 1987 editions of *Guide to Utility Stations*, which is a comprehensive frequency list of commercial, embassy, aero, military, meteorological and maritime stations, and *Radio Database International*, covering broadcasting stations worldwide. Other new books include *Guide to Facsimile Stations*, *Maritime Radio Handbook*, *Communications*

Satellites, *A TV-DXer's Handbook* and *Air Traffic Radio*.

The catalogue is available free of charge.

Interbooks, Stanley, Perth PH14QQ, Scotland. Tel: (073882) 575 or (073883) 708

Microprocessor data book

A new 500-page technical data book from NEC fully describes the V-series advanced microprocessor family, together with a complete range of peripheral devices.

NEC Electronics (UK) Ltd, Cygnus House, Linford Wood Business Centre, Sunrise Park Way, Linford Wood, Milton Keynes MK14 6NP. Tel: (0908) 691133

A MINIATURE MULTI-BAND AERIAL

By Dr Van Parc-Vizz N.S.F.D. (Hon),
PhD Baghdad (F)*
*High Walls, Princetown, Devon HMP PT1

Biography of the author

Van Parc-Vizz was born in East Germany in 1940 and escaped to West Germany with his parents in 1948, where his father took up employment with the West German government. In 1969 he obtained an honorary degree from Leipzig University and completed his formal education in Iraq, where he met his Polish wife, Zenn. He took up employment as a lecturer at Warszawa University, where he continued his research into ionospheric propagation. It was during this period that Van became interested in amateur radio. In 1974 he obtained the call SP10OF.

The aftermath of the Polish uprising caught up with Van in 1976, and he was forced to take refuge in the United Kingdom. He eventually made his home in the south-west of England in self-employment. His hobbies besides amateur radio include floral decoration and embroidery. Van has only recently applied to the Department of Trade and Industry to exchange his Polish amateur licence for a United Kingdom licence.

Introduction

Amateurs have been experimenting with antenna systems for 60 years or more. In the past few years the rate of progress with new designs has slowed down noticeably, which is only to be expected. As evidence of this, some of the best antennas in use today were designed some 20 to 30 years ago. The amateur, as part of his interest in the hobby, is impelled to continue the search for an improved design. At times of slow progress it is not a bad idea to look at the design of antennas from a new angle. A possible first step in this direction is to erase from one's mind the picture of 'things as they are' and concentrate, for a few moments at least, on the way one would like things to be.

Local restrictions

Planning regulations or restrictive covenants may prohibit the erection of the desired antenna system, and high-rise dwellers have particularly difficult problems. In interpreting regulations there tend to be large areas of uncertainty which are best resolved by common sense and goodwill, but it helps if the antenna is designed to attract as little notice as possible, a large and ugly one creating suspicion.

There are only a few of us who are so isolated from our neighbours that we need give no thought to an antenna's appearance, which is often of greater importance than its electrical qualities. For this reason visual impact has been featured among the basic

characteristics of the desired antenna system.

Most amateurs are subject to restrictions in the erection of antenna systems. Those able to erect beams at a height of 15 metres can count themselves lucky, and any sense of frustration they may feel at not being able to double this height will be shared by the vast majority of us. One has therefore the problem of selecting the antenna design which proves to be the best match to any given set of circumstances.

The most urgent need, which will be shown to be one of the easiest to meet, is a substantial reduction in the size, weight and cost of the antenna without compromising performance. There is also an urgent and increasing need to reduce local interfering signal levels and this factor has been incorporated into my design.

New design

My interest in a new design for a multi-band antenna was kindled by a chance meeting with Roger Alban GW3SPA, when spending a holiday in one of the famous hotels located in the south-west of England. Roger is a keen DX operator, working only 160 metres and 10 metres, and required a single antenna system to cover these two bands. The design was made difficult by the constraints placed upon Roger by his adjoining neighbours. They had insisted that they did not want to see any large antenna systems, which they considered to be ugly. Therefore, any conventional design of antenna system was out of the question.

My father, Professor Sebastian Vizz, developed a miniature directional multi-band antenna which was the subject of an article entitled *The Multi-*

slot, which was first published in the *RSGB Bulletin* in April 1965. The design had been based on a defence research project which examined the design of matching waveguide to free space. The basis of the design considered the relationship between the electrostatic and magnetic fields existing within the mouth of a horn feeder and expanded the relationship of these fields to design a compact multi-band HF antenna.

Not popular

This particular design of antenna did not become popular because the logarithmic spacing of the multi-slot grid had to be precise for the antenna to operate efficiently. The logarithmic spacing of the grid gave the antenna a very well-defined directional property. The design data given for this antenna was not guaranteed to work at the first attempt at construction because the antenna was subject to environmental changes of temperature. A new approach was required.

The loop antenna

Perhaps one of the most efficient designs is the loop antenna. Loop antennas have two main advantages over conventional aeriels: firstly, they fit into a much narrower space, and secondly they have a higher value of radiation resistance. The width required for a resonant loop is only 0.5 to 0.7 times the length of a straight $\lambda/2$ dipole, assuming no loading in either case.

The main disadvantage of the loop antenna is that it is not unidirectional. However, if two or more loops are connected together and equally spaced, the antenna becomes unidirectional. The disadvantage of this approach is that the radiation resistance will be reduced. However, by moving the feed point away from the centre of the loop at the bottom, the radiation resistance can be increased. The larger the number of loops which are joined together, the smaller the physical dimensions of the loop will be. This is because the mutual coupling between the loops loads each

loop with mutual inductance and self-capacitance.

Know your limitations

There is, however, a limit to the number of loops that can be joined together. The spacing between any vertical section of the loop must not be less than the diameter of the wire used multiplied by a factor of 10. The feed point need only be taken from one of the loops. The centre points at the bottom of each loop should be connected together and connected to the braid of the coaxial cable feeding the antenna. The centre points at the top of the loop should be insulated from one another. My antenna, *Figure 1*, consisted of 8 separate loops, each equally spaced and constructed from 8mm diameter central heating pipe. The position of the feed point was calculated for 50 ohm coaxial cable.

The mathematics relating to the calculation of the dimensions for this antenna are complex because of the close coupling between each loop. For this reason, I have given in *Figure 1* the resulting equations for the dimensions to be calculated depending upon personal requirements.

Conclusions

Tests carried out on my antenna show that the angle of radiation is low and gives outstanding performance on all HF bands. The antenna also displays the characteristic of being virtually non-frequency selective, giving a good SWR on all HF bands with the exception of 2 metres, where the SWR climbs to about 1.5:1.

Excellent DX contacts have been obtained on 20 metres over the long haul route. Feeding the antenna in the way described has given it a slight directional property but has not seriously affected its use.

If carefully constructed this antenna will relieve the severe restrictions placed on the amateur who lives in a densely populated housing area, and may convince other amateurs with larger antenna systems that they are no longer a requisite to work DX.

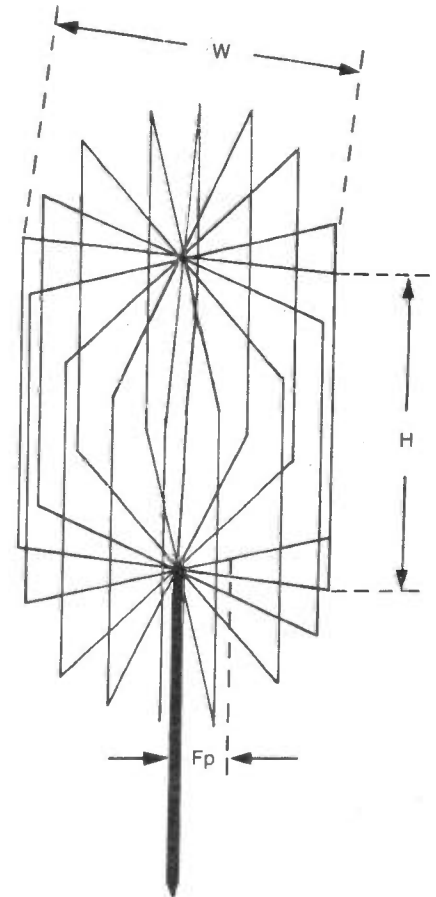


Fig 1 Construction of the miniature multi-band antenna

Formula

L = number of loops

$$W = H \left(\frac{\lambda - L}{L} \right) \times \frac{(H - 3.038847 \times 10^7)}{L \times f}$$

$$H = \frac{\lambda}{L \times \pi^2} \quad Fp = \frac{Z_0 \times W}{(L \times H)^2}$$

Assume $V = 3 \times 10^8$ m/s

All calculations to 5 decimal places
Results are in metres

REW

FREE 100 PAGE CATALOGUE

1000's Major & Minor Electronic components
Audio, Hifi, Car Radios, Amps, Kits,
Computer Bits, Meters scopes, Test Gear,
Transistors, Disco, Hardware Tools.

write or phone:

SMITH ELECTRONICS
157 CHAPEL STREET, LEIGH,
LANCS WN7 2AL. Tel: (0942) 606674

ASTRID

Access Scientific Satellites automatically with your 48K and up Spectrum or BBC 'B' and up computers. (Others via their serial port).


A **complete** Satellite Earth Station including all cables, aerial etc for only £149 direct from the designers.

Send for full details to

S.R.W. Communications Ltd
Astrid House, The Green
Swinton, Malton, N Yorks YO17 0SN
Or telephone your address to **0653 7513**

DX-TV RECEPTION REPORTS

Compiled by Keith Hamer and Garry Smith



On the whole, December was an inactive month for long distance TV reception via all modes of propagation. The huge lift in tropospheric conditions noted towards the end of November fizzled out by 1st December, leaving most channels blank.

Sporadic-E propagation also fell drastically short of expectations. Enthusiasts can usually rely upon a flurry of sporadic-E openings around the Christmas period. However, Santa must have overlooked everyone this year!

Most of the DX reception during December came via meteor shower propagation with the best days being the 13th and 14th. Most of the activity, thanks mainly to a peak in the Geminids, was confined to Band I frequencies.

Meteor shower DX

The Geminids often produce an interesting display of signals around mid-December and reception can often be

mistaken as being via sporadic-E activity. In our experience, channels throughout Band I seem awash with signals, rather than normal meteor shower conditions where pictures pop up out of the noise at random.

Most of the daytime DX was missed here in Derby on the 14th, although an identification caption from Ceskoslovenska Televize (CST-Czechoslovakia) was spotted later in the day during a strong and sustained period of activity which lasted for at least twenty seconds on channels R1 and R2. A few minutes earlier a pop music programme was located in Band III on channel R7. This coincided with a similar programme on R1 and R2. It is difficult to know from which country it may have originated but Czechoslovakia is a likely contender. There is a channel R7 transmitter in operation about 170km east of Brno at Banska Bystrica.

Simon Hamer in Powys saw quite a

display of activity on the 13th and 14th. The signals were clear and sustained enough to positively identify most of them.

Meanwhile, back in Derby, on the 29th a converter was left running on 77.25MHz which is the channel designated 'R3' in Eastern Europe. Two countries appeared within the space of three minutes. Fortunately, both were radiating test cards and could therefore be identified as TVP in Poland with the dark PM5544 and TSS (Russia) with their electronic UEIT test pattern.

DX-TV log for December

This month we are featuring the reception report sent in by Simon Hamer of New Radnor. Other signals were noted but could not be identified.

2/12/86: ORF (Austria) on channel E4 from the Patscherkofel outlet radiating the PM5544 test card which carried the 'ORF FS1' identification.

4/12/86: TSS (Russia) on channels R1 and R2 with programmes.

5/12/86: Programmes from RAI in Italy on channel IA.

13/12/86: TVE (Spain) on E2 with the second network GTE colour electronic test card with the inscription 'tve tve 2'. Reception originated from the 40kW Santiago outlet located in the north-west of Spain; RTP (Portugal) on channel E3 from the transmitter at Lousa with the 'RTP 1' FuBK test card; TVP (Poland) on

PHOTO FILE ● PHOTO FILE ● PHOTO




Fig 1 Swiss studio test card radiated in error from Mt San Salvatore




Fig 2 Belgian PM5544 with digital clock and forthcoming programme details



Fig 3 Caption radiated by a private TV service in Denmark



Fig 4 Identification caption used by the TV service in Czechoslovakia




Fig 5 PM5544 test card transmitted by the satellite TV system, SBS-TV



Fig 6 Programme caption broadcast by the American Forces in Berlin

channels R1 and R2 with the news programme identified by the 'dt' caption (Dziennik Telewizyjny).

14/12/86: SVT (Sweden) on E2 radiating the 'girl's head' test chart at 0730 GMT. SVT were noted later using the Philips PM5534 pattern bearing the 'TV1 SVERIGE' identification; TSS with programmes on channel R1; RAI on channels IA and IB with programmes which were identified by the 'RAI' anti-pirate logo superimposed in the corner of the picture; NRK (Norway) with the PM5534 test card on channel E2 carrying the identification 'NORGE' at the top and the transmitter location 'GREIPSTAD' at the bottom; DR (Denmark) on E3 from the outlet at Fyn showing the 'DR DANMARK' PM5534 test card; RUV from Iceland on channel E4 with the PM5544 carrying the usual 'RUV ISLAND' identification; TDF (France) broadcasting on channel L3 with Canal Plus programmes from the Carcassonne transmitter.

25/12/86: ARD-1 (West Germany) on channel E2 with an identification caption; SVT radiating the PM5534 on E3; RTE-1 (Eire) on channel D from the Mullaghanish outlet, channel F (Mt Leinster) and channel H (Kippure) with a programme in Gaelic.

The old tuning card featuring a girl's head within a circle and a ten-step grey scale band across the lower portion is still in use according to Simon Hamer. It was seen at 0730 on December 14th. It is roughly ten years since this card was in regular use by Sveriges Radio. It was usually radiated just prior to the start of SR programmes. Some enthusiasts managed to catch a glimpse of it during last winter. It could well be that SVT may still transmit it from time to time so keep an eye open during the coming sporadic-E season. It could be one of the few chances to capture it for posterity on video!

By chance, a few old reception reports pertaining to December 1979 were recently unearthed describing conditions during the days of F2-layer DX when the last sunspot peak affected reception. It's hard to believe that TV stations in Australia, Malaysia, the Middle East, Africa, China and across the Atlantic were regularly seen, some on a daily basis. Hopefully, the next peak, which is expected around 1990 (give or take a year or two), will be as eventful as the last. The last peak certainly gave many DX-TV enthusiasts the opportunity to experience the ultimate in reception. A DXer in Leeds (Mike Allmark) saw signals from

America on five consecutive days. Here's part of his log just to remind everyone what can be achieved with F2 propagation:

11/12/79: USA programme caption on channel A2 (55.25MHz) at 1550 GMT followed by the 'Flintstones' and NBC News.

13/12/79: Channel A2 vision and sound with at least three transmitters received. Programmes consisted of the Flintstones, NBC News and Beverly Hillbillies until 1700 GMT.

14/12/79: Two transmitters noted on channel A2 from 1232 GMT. At 1355, the A2 sound channel was 'noise-free'. On tuning further up the band, channel A3 video (61.25MHz) was present, albeit weak, with two transmitters 'floating' for three or four minutes. Reception on channel A2 was very strong until 1649 GMT.

15/12/79: Unidentified programmes on channels E2 and E3 (very strong), probably from outlets in the Gulf. Signals were also present on channel R1 with 'noise-free' sound. Programmes with weak sound were logged until 1650 on channel A2.

17/12/79: Programmes present from the east until 1400 GMT on channels E2 and E3. A PM5544 test card was also noted on

The prices quoted in my Catalogue are below normal trade price – some at only one tenth of manufacturers quantity trade. Just send A5 18p stamped addressed envelope for free copy. (OVERSEAS SEND 2 INTERNATIONAL REPLY COUPONS)

Millions of components: thousands of different lines

Rechargeable Nickel Cadmium batteries (ex unused equipment)

AA (HP7) 1.25 volt 500 mA Set of four £2
ITT Mercury Wetted relay 20-60 VDC Coil. SPCo, 2A
.....79p or 10 for £7

Clear LED illuminates Red, Green or Yellow depending upon polarity/current. Oblong 5 x 2½mm Face
.....25p or 100 for £23 or 1000 for £200

5mm Red Flashing LED25p or 10 for £2.25

Watch/Calculator/Lighter etc Mercury Batteries Made by Ray-O-VAC 10 mixed popular sizes£1.50, 50 for £5.00
IN4004 or IN4006 Diodes 300 for £6.50

KBS005/01/02 3 amp 50 V/100 V/200 V/bridge rectifiers, 35p/36p/40p. 10 off £3.20/£3.40/£3.70. 100 off £30/£31/£34

Plessey SL403 3 Watt amp, From Bankrupt source, hence sold as untested4 for 60p or 10 for £1.20p

5mm LED, clear, lighting hyperbright (600mcd), red up to 200 times brighter (gives beam of light) 25p, 100/£20, 1000/£150

Mullard 5mm LED, 40 red, 30 green, 30 yellow = 100 mixed£7
'HARVI' Hardware packs (nuts-bolts-screws-self tappers, etc) marked 35p retail, 100 mixed packs for £11.

Modern silver/black/aluminium, etc knobs 50 mixed, £6 (sent as 10 sets of 4 + 5 sets of 2 – 15 different type/sizes).

SEND PAYMENT PLUS 18p SAE

Postal orders/cash – prompt dispatch.

Cheques require 9 days from banking to clear.

Crossed postal orders and cheques – add 20p handling due to Bank's increasing 'commission' on business accounts.

Cheques drawn on Barclay's Bank not accepted.


Prices you would not believe before inflation!

BRIAN J REED

TRADE COMPONENTS, ESTABLISHED 30 YEARS

**161 ST JOHNS HILL, CLAPHAM JUNCTION
LONDON SW11 1TQ.**

Open 11am till 6.30pm Tues to Sat. Telephone 01-223 5016



£39.95

NEW AUTOMATIC ANTENNA ROTATOR – Aerial Techniques introduce their new automatic, economical rotator system for improvement of radio and television reception. Ideal for DXing and domestic use (pull in alternative out of area ITV regions), the full mount rotator accommodates ALL types of TV & FM aerial, large or small, having 192 lbs/in of motor torque. The system consists of two major components, the automatic control box and the rotor head unit, the vertical carrying capability of the latter is 45kg. The additional Support Bearing may be used for heavier load applications (up to three aerial arrays may be employed, depending on size). The attractively styled Control Console features continuous indication of beam/aerial heading, telling you the aerials position at all times. Bracket for Rotator support mast up to 52mm (2" approx) in diameter, stub/rotation mast is up to 40mm (1½" approx) in diameter.

KINGROTOR Automatic Antenna Rotator and Control Console (uses 3 core cable) £39.95

SUPPORT BEARING for heavier load applications £13.95

YOKO model F1 VHF/UHF Multiband 5" screen Television. System B/G/I operation (5.5/6MHz sound) for UK & Continental use, ideal for TV-DXing, covers Bands 1, 3 & UHF; 12v battery & Mains operated (SAE leaflet) £89.95

(Carriage & insurance on above television £4.95)

'A TV-DXers Handbook' completely new and revised edition by Roger Bunney, a must for ALL DX enthusiasts **£5.95**

We are the specialist aerial company for all installations – domestic, fringe, distribution and DX. Try our comprehensive and illustrated Catalogue at 65p full of all the latest equipment, please include SAE with any other enquiries.

All prices inclusive of VAT & Carriage. Delivery normally 7-10 days. ACCESS & VISA Mail and Telephone orders welcome.



AERIAL TECHNIQUES

11, Kent Road, Parkstone,
Poole, Dorset, BH12 2EH. Tel: 0202 738232.



DX-TV RECEPTION REPORTS

these channels with three letters appearing in the lower black rectangle (possibly 'UAE') and thought to have originated from the United Arab Emirates.

On December 18th 1979, Hugh Cocks (then resident in East Sussex) went one better with reception from Australia on channel A0 (46.25MHz) at around 1030. A characteristic of this reception was its usually 'blurry' appearance. Hugh didn't positively identify anything from the Americas although the NTSC sub-carrier was 'excellent' on several occasions.

Gösta van der Linden of Rotterdam noted Canada several times during the sunspot peak. The transmissions emanated from CKCW TV at Moncton in New Brunswick on the eastern seaboard. Like most other DXers, Gösta noted that F2 activity was more prominent during mid-October, November and December with minimal reception during January, February and March.

We can almost hear some DXers saying that conditions during December 1979 were the 'good old days' and a far cry from those experienced in 1986. If it's any comfort, there should be only about three to four years to wait for the next sunspot maximum. One wonders, however, if there will be many Band I transmitters still in service by then. We'll have to wait and see...

Wrong call sign

In last month's column we mentioned Simon Bryant's reception of an ATV signal from Ramsgate. Simon tells us that the call sign was G6OXB and not G6OBK as he originally thought.

Recording DX-TV reception

Only a few years ago the humble snapshot camera was considered to be an all-important part of the DX-TV set-up. It was the only practical method available of keeping a pictorial record of reception. The launch of the domestic video recorder changed all that. However, it's surprising how many DXers hold the view that to record DX transmissions it is necessary to purchase a multi-standard machine, often at a highly inflated price.

It is fair to say that over the years several domestic video recorders have been widely available with a multi-band tuner fitted as standard, thus giving the DXer the opportunity to record reception in Bands I and III as well as at UHF. Of course, these machines will only record sound in the UK if the incoming signal is to the 6.0MHz intercarrier sound standard; DX from European countries using different sound frequencies (such as 5.5MHz or 6.5MHz) will not record satisfactorily at audio although the picture will be present. Colour information will not pose any real problems for the domestic VCR.

Certain versions of the Hitachi VT11E,

Sanyo 9300, many Philips and Grundig models and, more recently, Solavox/Alba 4000 models all feature multi-band tuners as standard and will record video straight from the aerial input. A popular method used by DX-TV enthusiasts is to receive the sound channel separately, either directly from the audio jack output on the DX receiver (assuming it will respond to the required sound system) or from a scanner. The audio is fed into the audio input of the VCR. Unfortunately, not all machines will allow an external audio input to be added to the incoming signals via the inbuilt tuner. The Sanyo 9300 will, provided that the audio is fed into the 'microphone' jack located on the rear panel.

Recording in New Zealand

Duncan Fraser of Upper Hutt in New Zealand has written with details about his DX-TV recording techniques using a standard Panasonic VHS machine. His main receiver is a JVC CX610GB multi-band 6-inch colour portable/monitor bought a few years ago whilst living in the UK. These particular sets are extremely popular throughout the DX fraternity. This is mainly due to the fact that it will resolve Eastern European (6.5MHz), Western European (5.5MHz) as well as UK/Eire (6.0MHz) sound with PAL or SECAM colour.

When strong, good quality DX signals are present the JVC can be used on its own with the audio and video information extracted and fed directly into the VCR's A/V inputs. When weaker signals are present Duncan finds that his D-100 converter, set to narrow bandwidth IFs, enhances the displayed picture on the CX610GB. The sound is taken from a scanner with this arrangement since it wouldn't be present using intercarrier methods due to the reduced IF bandwidth.

For readers with plenty of cash to throw around, an amble down Tottenham Court Road in London will reveal a multitude of retailers offering multi-standard equipment which will record the full Continental standard straight from the aerial. But be warned: you may end up being the proud owner of a video recorder with a modulator output having a 5.5MHz sound/vision spacing which will, of course, not play back through a receiver designed for the UK market. The same applies if you're contemplating nipping over to France to buy a video from a hypermarket. The modulator output will only be suitable for system 'L' transmissions, namely AM sound and positive-going video.

You may be wondering whether it is possible to record SECAM colour transmissions on a standard UK video? Well, there are several machines which will do just that. We've had first-hand experience of the Ferguson 3V22 (that's the one with the protruding keys), the 3V29/30

and the Panasonic NV430. These three VHS machines are all capable of recording SECAM chroma information. Even the humble Sanyo 9300 (Beta system) will cope admirably, which puts paid to a recent rumour that Beta VCRs will not record SECAM.

It must be stressed that the playback must be via a SECAM receiver in order to display the colour.

Broadcast NTSC colour will not record successfully because the subcarrier frequency is much lower than the 4.43MHz used with the PAL system.

Clouds over Sunshine TV

Although Italy has seen the introduction of pirate/private TV on a massive scale (numbered in the hundreds) the story is very different of course here in the UK. One or two groups have attempted to broadcast illegally but efforts by the DTI soon put a stop to all that!

The latest pirate TV station to make a bid for the British airwaves is 'Sunshine TV'. The rather bold plan was for a pre-recorded programme to be transmitted from a Cessna 2-engine, 6-seater plane circling somewhere over Shropshire. According to our information, the broadcast was scheduled to be radiated on channel 34 although previous indications were that 42 was to be used. However, this higher channel is already used by the IBA relay station at Ludlow.


If there were any potential viewers waiting for this channel to burst into life, they were in for a disappointment. The TV station didn't get off the ground – in more ways than one! If anyone has further details about Sunshine TV, please write in via the Editor.

Service information

Italy: In the January 1987 issue of *R&EW* details were given of pirate/private TV stations operating in Band I which have been received by several enthusiasts. The 'TAI' service noted on channel IA is apparently based at Novara and the station name is 'Telealtitalia'. There are no further details available regarding the transmitter's ERP.

Yet another private station broadcasts on channel IA. Based at Vigevano, Telomellina radiates with an ERP of 200 watts.

United Kingdom: A short news item for our overseas readers. The BBC are planning on introducing a television version of their 'World Service'. Transmissions will consist mainly of news bulletins and will be distributed to viewers around the world via satellite and cable systems. The Government has still to decide whether it will provide the cash. The annual operating costs are likely to be around £9 million.

This month's service information was kindly supplied by David Bocca Corsico Piccolino (Italy) and the BBC. 

History Quiz Results

At last! The moment you have all been waiting for – the answers to Brian Kendal G3GDU's history competition, featured in our January issue. Read on: you might learn something . . .

As there was a magnificent prize being offered, we deliberately made the quiz rather difficult but, nevertheless, we hope that you all enjoyed delving into the history of radio.

As we waited for your entries to arrive, at first we were a little worried, but soon after Christmas they started rolling in and it was then obvious that you had been making the most of the Christmas holiday to research the answers. We were amazed at the amount of work that had obviously gone into answering the quiz and the quality of the entries.

In marking the papers we bore in mind that history is not always an exact science and that it is not infrequent that two authoritative accounts of an event may well differ. Nevertheless, whether we had marked generously or severely, the top six entries would have remained in exactly the same order.

The worthy winner of the Crotech oscilloscope, by a margin of no less than twenty points, is Graeme Wormald G3GGL of Bewdley, Worcestershire, with a score of 181 points.

The runners up, again with excellent entries, are E L Beamer, of Bridlington, Yorkshire with 161 points, and Vernon Davies G3MSK, of Crawley, Sussex with 158 points. Each will receive a year's free subscription to *Radio and Electronics World* magazine.

To help you with those questions for which your research failed, here is the background and the answers.

1. What had Heinrich Hertz do with Pitch? (5)

A. Heinrich Hertz was a physicist who was interested in the properties of electromagnetic waves. However, it apparently did not occur to him that they could be used as a communications medium. Among his discoveries was the fact that the waves are polarised, but our question refers to his experiment to discover the refractive index of pitch to electromagnetic radiation. By using a large pitch prism, he measured the RI as 1.69. In his experiments he used a wavelength of 66cm.

2. What was the significance of Lavernock Point and Steepholme Island? (3)

A. Marconi first demonstrated the trans-

mission of radio waves across water between Lavernock Point in South Wales and Steepholme Island in the Bristol Channel. The event is commemorated by an annual event by the Barry Radio Society.

3. Why tap the coherer? (2)

A. The coherer was an early form of detector invented by Professor Branley. It comprised a tube of iron filings which, when subjected to a radio signal, conducted or 'cohered'. Unfortunately, after the passage of the signal, the coherer was insensitive until the filings had been shaken up. Oliver Lodge improved the device by adding a mechanical tapper to keep shaking the filings and thus retain the sensitivity of the detector.

4. Who was G Kemp's employer? (3)

A. G Kemp was Marconi's assistant for many years around the turn of the century. He set up the station in Newfoundland which received the first transatlantic signals in 1901.

5. What was and who invented the 'Telemobiloscope'? (5, 5)

A. The 'Telemobiloscope' was a device patented by a German engineer, Christian Hulsmeyer, in 1904, for the detection of ships at sea by radio. It is generally considered to be the first suggestion for the use of what is now called radar.

6. Which famous doctor had cause to regret the invention of wireless? (3)

A. In August 1910, Dr Crippen murdered his wife and fled by sea to the United States with his mistress Ethel Le Neve on the steam ship *Montrose*. Suspecting this action, detectives radioed the captain of the ship and received confirmation that a person answering to Crippen's description was on board. The detectives boarded a faster ship and were on the quayside when the *Montrose* docked in New York.

7. Whatever happened to the Wireless Society of London? (2)

A. The Wireless Society of London was renamed the Radio Society of Great Britain in November 1922.

8. What was the 'Grid Audion' and who invented it? (3, 3)

A. Professor Fleming developed the diode valve which he called the 'Audion'.

Dr de Forest improved this by adding a grid to form a triode which he called the 'Grid Audion'.

9. Who was the first man to transmit a wireless signal from an aeroplane in flight to ground and where? (5, 5)

A. On 28th August 1910, the Canadian aviator J A D McCurdy, flying a Curtiss biplane, transmitted radio signals to an operator on the ground at a range of nearly a mile and a height of 600ft at Sheepshead Bay racetrack, New York.

10. What wavelength did Marconi use for his Salisbury Plain demonstration? (4)

A. In 1896, Marconi used a wavelength of 1 metre for his demonstrations on Salisbury Plain. Soon afterwards, he changed to longer wavelengths and it was not until twenty years later that he again used UHF.

11. What is a Nipkow disc? (8)

A. The Nipkow disc is a mechanical scanning method for low definition television. It comprises a rotating disc with a helix of small holes near the periphery.

12. What was a 'Round' valve? (3)

A. The 'Round' valves were famous in the early 1920s and were so called because they were designed by Mr Round, chief designer of the Marconi-Osram Valve Company.

13. For what was Paul Godley famous? (3)

A. Paul Godley was a well-known American radio amateur (2ZE) who came over to the United Kingdom to take part in the 1921 transatlantic tests. It was claimed that he heard the first transatlantic amateur signal, but subsequent examination of logs showed that W F Burne (2KW) of Sale, Cheshire identified an American signal the previous day.

14. Who was and who now holds the callsign of Hiram P Maxim? (3, 3)

A. Hiram P Maxim was the first president of the American Radio Relay League (ARRL) and held the call W1AW. This is now the callsign of the headquarters of the ARRL.

15. Who lived at 'Coombe Dingle' and how did he affect British broadcasting history? (2, 2)

A. In 1927, Gerry Marcuse (G2NM) obtained permission to 'transmit speech

HISTORY QUIZ RESULTS

and music for a period not exceeding six months from 1st September, by means of wireless telephony' from his home 'Coombe Dingle' in Caterham in Surrey. Using a wavelength of 32 metres, these were so successful that they led to the inauguration of BBC short wave broadcasting the following year.

16. A man whose name is well-known in modern semiconductor terminology developed a four electrode valve during WW1. Who was it? (5)

A. Schottky.

17. Who or what was 'Armstrong's nightmare child'? (3)

A. Professor Gosling gave this name to FM (which was developed by E H Armstrong) due to the bandwidth which it needs.

18. Alan Blumlein, one of the greatest geniuses in radio history, patented a device about 1930 which did not become generally available until nearly ten years after his death, but is now in use in almost every home. What was it? (5)

A. In the late 1920s and early 1930s Alan Blumlein was working on the development of gramophone pick-ups. Among his many patents was one for a 45/45 degree stereophonic pick-up – the system used today. Unfortunately, the quality of the shellac discs available at that time was inadequate and it was not until the introduction of modern materials in the post-war period that stereophonic records became a practical proposition.

19. Under what circumstances did Blumlein die? (5)

A. In view of his work in the development of the EMI high definition TV system, Blumlein was engaged in radar research in the war. He was killed in a flying accident whilst testing H23, an airborne radar, over Wales in 1942.

20. Who is normally credited with the invention of the superheterodyne receiver? (3)

A. E H Armstrong.

21. What was a 'Catkin' valve? (5)

A. In 1933 M-OV developed a range of high power transmitting valves which included water-cooled triodes. These were known as CATs (cooled anode triodes). Later, the same construction techniques were applied to receiving valves. These included copper anodes with glass-metal seals and shock-proof metal bases. These were known by the diminutive 'Catkins'.

22. The Marconi-Osram KT series of valves were well-known – what did 'KT' stand for? (3)

A. Kinkless Tetrodes.

23. Who manufactured the 'Melody Maker' receiver? (2)

A. Cossor. Various models of the series ran from the late 1920s until Cossor withdrew from the domestic market in the 1950s.

24. Which is the odd man out: ML4, PM2, UX4, PX4? (3)

A. UX4. This is the designation for an American four-pin valve base. The others are triode valves.

25. In what context was Mazda not international? (3)

A. There are two types of octal valve bases: International and Mazda. Both are basically similar but the spigot of the Mazda base is of greater diameter and the spacing between pins 1 and 8 is larger.

26. Why would the Baird high definition TV system, which competed with that of EMI, have had problems giving time checks? (5)

A. In contrast to the fully electronic EMI TV system, the Baird system used an inter-cine process in which the scene was recorded on cine film, developed and then scanned for transmission. This caused a delay of approximately half a minute – thus the possible difficulty with accurate time checks.

27. Where did the experiment take place which demonstrated to the British Government that radar was feasible? (3)

A. The famous experiment took place using the BBC Daventry transmitter and the receiving equipment was set up in a field at Weedon Bec, some seven miles distant.

28. Before WW2, what condition was specifically associated with amateur transmitting licences in the G2 + 3 letters series? (3)

A. Prior to WW2, G2 + 3 call signs were issued to AA (artificial aerial) stations, ie non-radiating stations.

29. Who developed what radio device at Birmingham University in 1940? (3,3)

A. In February 1940, John Randall and Harry Boot demonstrated a cavity magnetron in the laboratories at Birmingham University. By August, the GEC Hirst Laboratories at Wembley had developed it further into a device capable of practical use and by the end of the year operational equipment was available.

30. When and why did WW2 British bomber crews play with cat and mouse? (4,4)

A. Cat and Mouse were the code names of the two stations controlling aircraft fitted with the Oboe blind bombing system. The Cat station provided information enabling the aircraft to fly a steady track towards the target, whilst the Mouse station monitored its position and gave the bomb release information. The accuracy of the system was ± 50 ft. The answers to the question are therefore: when bombing and for blind bombing guidance.

31. Who or what were VIs? (3)

A. VIs, or Voluntary Interceptors, were a number of experienced radio amateurs who, during WW2, were equipped with communications equipment to monitor Enigma and other enemy traffic from their homes. This was kept so secret that their existence was not known to the public until over twenty years after the

cessation of hostilities.

32. Who or what was Colossus? (3)

A. Colossus was the code name for the first programmable electronic computer in the United Kingdom. It was installed at Bletchley Park for breaking the Enigma codes and, large and powerful as it was, it did not have the capabilities of even the smallest of present day home computers.

33. Why did British WW2 bomber crews find that if Monica failed, they might have to get assistance from Walter, and if so, then Rebecca was no help? (10)

A. Monica was a rearward facing radar fitted to WW2 RAF heavy bombers intended to warn of impending fighter attack. Walter was the dinghy radio and Rebecca was part of the Rebecca/Eureka homing aid. Thus, if Monica failed, the aircraft might be shot down into the sea, in which case Walter, the dinghy radio, may have to be used and Rebecca, the homing system, could be of no further help.

34. We've all heard of a Drake TR4 – but what was a TR9? (4)

A. The TR9 was an early aircraft R/T equipment. It operated on 6 to 9MHz and used 2 volt battery valves in a 6 valve straight receiver and two valve transmitter circuit. The set was in use before WW2, was used by many aircraft in the Battle of Britain and was withdrawn from service about 1941. Many were available as ex-govt surplus after the war.

35. Why should Crowborough have been proud of its Aspidistra? (5)

A. During WW2, the most powerful transmitting station in the world was installed by the Radio Corporation of America at Crowborough in Sussex. Taking a lead from Gracie Fields' song 'The Biggest Aspidistra in the World', the station gained the name 'Aspidistra', or more affectionately 'Aspie', which stuck until it was withdrawn from service a few years ago.

36. Which amateur band was the first to be withdrawn after WW2? (3)

A. 58.5 to 60MHz was lost to make way for Band I TV.

37. Which is the odd man out and why: Dynatron; Magnetron; Phantatron; Sanatron? (3)

A. Magnetron, which is a microwave oscillator valve. The others are radar timebase circuits.

38. What was Taylor Supermodulation? (3)

A. In an attempt to increase the 'talk power' of AM transmissions, the Taylor system used an additional power amplifier which was quiescent except on the upward modulation cycle. The overall effect was to increase the modulation depth to 200% upwards but remain at 100% downwards, thus avoiding the undesirable effects of overmodulation whilst still remaining within the legal power input limit.

39. In the late 1940s, many amateurs built the 'Inexpensive Televisor' from wartime

HISTORY QUIZ RESULTS

equipment. Which equipment was used and what was its original purpose? (4,4)

A. The 'Inexpensive Telesvisor' used the R1355 as its receiver and the Type 62 indicator unit for display. Both were parts of the airborne GEE equipment, which was a hyperbolic navigational aid and which remained in service until about 1970.

40. The Clapp oscillator was developed independently by a British engineer. What was his name and company? (4,4)

A. Shortly after the Clapp oscillator was announced to the amateur world in 1948, the BBC quietly revealed that the circuit had previously been developed by their engineer Charles Gouriet and that they had been using it for several years.

41. What were the operational limitations placed on a newly licensed radio amateur in the United Kingdom in 1950? (2,2)

A. For the first year, the station would be limited to CW operation and a power of 25 watts.

42. What was the 80 metre 'Pond'? (3)

A. When the 80 metre band was released to amateurs after WW2, operation was not permitted in a section from approximately 3615 to 3685kHz.

43. What is, or was, a Wobulator? (3)

A. An old term for a frequency modulated oscillator.

44. What are 1/7th second echoes? (2)

A. A radio signal takes approximately 1/7th of a second to circumnavigate the world. Under exceptionally good conditions, a ghost round the world signal can sometimes be heard 1/7th of a second after the main received signal.

45. Using 'Q' code, encode: 'The time is'; 'What is the tone of my transmissions?'; and decode: QBA?; QTE. (2,2,2,2)

A. QTR; QRI?; 'What is the visibility?'; 'The true bearing from me to you is ...'

46. Name two heads of state who hold radio amateur transmitting licences. (2,2)

A. King Hussein of Jordan (HY1), Rajiv Gandhi (VU2RG) and King Juan Carlos of Spain.

47. What is a 'Red Spot'? (3)

A. The first transistors available on the amateur market were coded with a coloured spot according to their characteristics. A 'red spot' was an audio transistor.

48. The term picofarad has been in use for many years, but what was it called before? (2)

A. The older term was 'micro micro farad'.

49. Loran disappeared from Top Band several years ago. What frequency does the latest version use? (5)

A. When the Loran A system on Top Band was withdrawn, it was replaced by Loran C, operating on 100kHz.

50. Experiments by Canadian scientists using an amateur satellite led to a major United States/USSR co-operative space venture. For what purpose is this and what is the name of the system? (4,4)

A. Canadian scientists found that by measuring the Doppler shift on a station being relayed via the Oscar satellite and having an extremely accurate knowledge of the orbit parameters, it was possible to determine the position of the transmitting station with considerable accuracy. This led to United States/USSR co-operation on a series of Search and Rescue satellites listening on the VHF distress frequencies. The Soviet satellites are in the COSPAS series and the US ones are called SARSAT and are 'piggy back' to the NOAA weather satellites. Within the first two years of operation, this venture had saved over 250 lives.

The final reckoning

You can now tot up your score. If you scored over 100, you have done reasonably well. If your total is over 140, you are a real historical enthusiast, but if you reached 180 we think you can consider yourself a real buff and award yourself the title 'Total Radio Person'.

Thanks

Our thanks go to Crotech Instruments of 2 Stephenson Road, St Ives, Cambridgeshire PE17 4WJ (tel: (0480) 301818) for donating such a splendid oscilloscope, and especially to Managing Director Brian Hollingsworth for his time and co-operation. REW

The lucky winner, Graeme Wormald G3GGL, receives his prize from Brian Hollingsworth, Managing Director of Crotech



Graeme with Brian Kendal G3GDU, the man behind the fiendish quiz



On these pages we present details of interesting contacts from clubs and individuals. We would be happy to receive any similar items from readers

Kilts and bowlers

Following a successful event in 1986, radio amateurs in the Scottish Borders will again be acting as hosts to the 4th Anglo-Scottish Rally in Kelso's Tait Hall on Sunday 3rd May from 11am to 5pm. The organising club will be Kelso Amateur Radio Society, as in past years.

There will be the usual talk-in on S22, traders' stalls, club stands, hot and cold snacks, a bar, raffles, Morse tests, etc.

Entrance will be £1.00. Juniors and accompanying YLs and XYLs are most welcome and will be admitted free. There is something for everyone. Why not spend the bank holiday weekend in the Borders?

For further information, contact Andre Saunders GM3VLB, the organising secretary (tel: (0573) 24664) any evening.

BATC show

The 1987 British Amateur Television Club show is to be held at the Post House Hotel,

Crick, nr Rugby (just off exit 18 of the M1 motorway) on 3rd May 1987. All are welcome, admission is free and catering facilities, etc are promised.

To find out more about the BATC and its activities, contact Trevor Brown G8CJS, QTHR.

GRU in Cannock?

An unemployed Cannock labourer is hoping people with old radios they are about to throw out will tune into his appeal instead.

Mr Charles Cowley, of 15 Willow Walk, Huntington, Cannock, Staffs, repairs wireless sets no-one else wants and sends them to the blind.

Mr Cowley has already helped disabled people throughout the country through Charlie Chester's Radio 2 programme.

Working from trade service sheets and service manuals collected over 30 years as a radio enthusiast, Mr Cowley repairs the instruments in a shed at his home, but is now

running out and wants people with either working or broken radios, cassette players or televisions to contact him.

Mr Cowley decided to put his radio knowledge to good use when he stopped working.

Anyone with spare parts, broken sets etc, lying around in the shack gathering dust, this is your chance to have that clear-out you've been promising and help a good cause at the same time.

Slough and Windsor

The Burnham Beeches Radio Club, which covers the Slough and Windsor areas, has organised the following forthcoming events:

■ April 6th. Talk on cable television by Joe Delahunty of Windsor TV.

■ April 20th. Bank holiday foxhunt. Suitable for all the family, starts at 5pm.

■ May 2nd/3rd/4th. Spring holiday 'picnic'. A twice yearly event when a club station is set up and there is much activity both on and off the air. Barbecue and camping, DX and QRP, using club call signs G3WIR and G6WIR.

■ May 18th. Talk on satellites by Neill Taylor G4HLX, Region 6 representative of the RSGB. Plenty of opportunity to talk about the RSGB also.

The BBRC meets at the Haymill Youth and Community Centre, Burnham Lane, Slough at 8pm on the first and third Mondays of each month.

Club contact is Eileen Chislett G6EIL, Publicity Officer. Tel: Maidenhead 25720.

Who's who

In a recent copy of *Radial*, the newsletter of the RAIBC, a 'who's who of amateur radio' was published, listing some interesting radio personalities for members to listen for. For example, did you know that G3KDH was the World Speedway Champion in 1949, that G3DHB is a George medallist, or that G3LEX is a 'Beefeater' at the Tower of London?

This issue also includes an article on the National Wireless Museum at Arreton Manor on the Isle of Wight. Exhibits include vintage receivers and crystal sets, horn loudspeakers, a Baird

'Televisor' and ex-service equipment.

For further details of the RAIBC and *Radial*, contact Kathy Clark G1GQJ at 9 Conigre, Chinnor, Oxon OX9 4JY.

White Rose Rally

This year's White Rose Rally will be held on Sunday 22nd March at the University of Leeds refectory. Doors open at 11.00am (10.30 for OAPs and disabled visitors) and entry by programme will cost 60p.

Attractions will include over 50 trade stands, plus the usual refreshments. Talk-in will be on S22 by special event station GB2WRR. There will also be a demonstration station.

Further details can be obtained by telephoning Mike G0EGM on (0532) 676368, evenings.

Chelmsford

The newsletter of the Chelmsford Amateur Radio Society reports that Mr J S Woods will be presenting a talk on short waves and beams on 7th April.

For details of other meetings, venues, etc contact Roy G3PMX or Ela G6HKM on (0245) 360545.

Amateur of the year

Nico Jansson, PA0DLO, has been named 'Amateur of the year' by the Dutch Amateur Radio Society, VERON. Nico was cited for his outstanding contribution to amateur radio through his superb efforts in support of the Amateur Satellite Service over a protracted period.

The award was made in Amsterdam on 15th November. PA0DLO has been the linchpin of AMSAT activities in Holland for nearly a decade and is a vital intermediary in information flow between AMSAT societies in Eastern Europe, Europe and the West.

Old messages


The Telecommunications Heritage Group recently distributed the first copy of its newsletter, *Exchanges*.

The group was founded in December 1986 to co-ordinate the activities and interests of all people engaged in the preservation and study of the heritage of tele-

Calling all club secretaries!

We are always pleased to receive news and details of interesting meetings from clubs and individuals. However, to help us to promote your organisation or event, please note the following:

- 1) Typed press releases on A4 paper are much more legible than scrawled notes on loo paper, and are less prone to misinterpretation.
- 2) Check that all the relevant information concerning an event is included, such as venue (with full address and directions if necessary), time and date.
- 3) A contact address, such as that of the club secretary, is essential. Please give a full postal address and phone number if possible.
- 4) Please bear in mind that we work two months in advance, so items for publication in a specific issue should be submitted at least three months before the event is due to take place.



QSL card corner We occasionally like to feature interesting or unusual QSL cards. The one above belongs to the winner of our history competition, Graeme Wormald, who works for a certain well-known independent TV company (guess which?). If you have any unusual examples of such cards, we would love to see them

communications. The group aims to recruit collectors, historians, dealers, preservation societies and anyone with related interests, ranging from telephones to telegrams, to old kiosks.

For details contact Andy Emmerson at 71 Falcutt Way, Northampton NN2 8PH. Letters expecting a reply should enclose a stamped addressed envelope. To join send £3.00 accompanied by your full name and address to the Telecommunications Heritage Group, c/o Telecom Technology Showcase, 135 Queen Victoria Street, London EC4V 4AT.

Components fair

The Pontefract & District Amateur Radio Society will be holding a Components Fair for the radio and electronics enthusiast on Sunday 5th April at the Carleton Community Centre, nr Pontefract, just off the A1 at Darrington.

Admission will be free (11am to 4.30pm) and there will be trade stands, a licensed bar and other refreshments, a bookstall and talk-in on S22.

Further details are available from C A Mills. Tel: (0977) 43101.

Social evening

The Bury Radio Society is organising a social evening on April 14th and a surplus equipment sale on July 14th. Further details from the Secretary, 36 Dovebank Road, Bolton BL3 1DB.

The Beeb talks

The Felixstowe and District Amateur Radio Society is hosting a talk by Chris Driver G6CMD of the BBC Transmitting Station, Orford entitled 'BBC Transmitter Engineering'. The lecture will be held on April 6th at 8pm in the Scout Hut, Bath Road, Felixstowe. Further details can be obtained from Paul Whiting G4YQC. Tel: (0473) 642595, daytime.

Swindon rally

The Swindon and District Amateur Radio Club's Amateur Radio and Electronics Rally is scheduled for Sunday 10th May and will be held, as in previous years, at Oakfield School, Marlowe Avenue, Swindon.

The event will start at 10am and talk-in will be provided on S22 and SU8/GB3TD on 70cm. Free parking is provided and, in addition to the rally, a film show and other amusements are available for children.

Further information can be obtained from G8SFM, on (066689) 307.

Sinking Lowe

In Ken Michaelson's review of the Trio TS440S all-band transceiver, featured in last month's issue, we omitted to say that the review sample was kindly supplied by Lowe Electronics Ltd, of Chesterfield Road, Matlock in Derbyshire.

We apologise for this oversight and would like to thank Lowe for their co-operation.

Notes from the past

An-opinion expressed nearly forty years ago on the restrictions placed on broadcasting in the early 1920s

Official stupidity

The history of British broadcasting is simply a classic example of obtuse obstruction by high officials and lack of imagination by over-powerful Ministers—the very people we pay to plan our future. British broadcasting was born in February 1922 with the Marconi Co station at Writtle (2MT) near Chelmsford. Note that the first American station opened up its programmes in December, 1920.

As if determined to place every possible obstacle in the way of the Marconi Company, their permit to broadcast restricted the power to 10 watts, limited the time to half an hour a week, required that part of the time be devoted to morse signalling and a pause after each seven minutes for a period of three minutes during which they had to switch over to reception on a Government wavelength in case they decided to change their minds about it and forbid the continuance of the programme.

The wheels of the bureaucratic machine grind slow, so the three minute intervals were imposed for nine months and also applied to the 2LO transmitter which started about May of the same year. Here, in an unguarded moment, they generously gave permission for the use of 100 watts, but to offset this they decided to prohibit the broadcasting of music! I forget how long it took to have this absurd restriction lifted, but it ran into months.

When the British Broadcasting Company (run by representatives of a number of radio manufacturers) was started in November 1922, they so succeeded in popularising listening that the Government 'nationalised' it immediately their Charter expired three years later.

Commercial broadcasting in England, indeed. Not a hope!

Errata

In the article entitled *Linear ICs* in the March 1987 issue of *Radio & Electronics World*, readers should note the following corrections:

■ In *Figure 4* the 1k resistor should not be connected across pins 3 and 9, but should connect pin 3 to the common pole of the selector switch, Sw1.

■ In *Figure 7*, the 1u capacitor should be 1n.

■ In the diagrams of the PCB, the lower fixed pin of the variable resistor RV1 should

be connected to OV at the point where R3 is connected to OV.

In the article entitled *LW Rod Loop DXer* from the same issue:

■ On page 25 there are two references to the rod being 15 inches long. These should read 19 inches as elsewhere in the article.

■ On page 26, read 8 inches long for 80 inches in the centre column.

■ In *Figures 4a* and *4b*, on the bobbin in the centre, read L1 and L2 for 1.1. and 1.2.

COMPUTER WAREHOUSE

1000's OF BARGAINS FOR CALLERS

THE "ALLADINS" CAVE OF COMPUTER AND ELECTRONIC EQUIPMENT

HOT LINE DATA BASE



The ORIGINAL FREE OF CHARGE dial up data base. Buy, browse or place YOUR OWN AD for goods or services to sell. 1000's of stock items, spares and one off bargains. Updated daily. ON LINE NOW. CCITT, 8 bit word, no parity. For 300 baud modems call 01-679 1888 For 1200-75 baud modems call 01-679 6183

FREE Your monitor from its computer!! For only £29.95 it becomes a **SUPERB HIGH QUALITY - COLOUR - TV SET**

The fabulous TELEBOX, an INVALUABLE MUST for the owner of ANY video monitor with a composite input, colour or monochrome. Made by a major UK Co. as a TOP QUALITY, stand alone UHF tuner and costing OVER £75 to manufacture, this opportunity to give your monitor a DUAL FUNCTION must not be missed! The TELEBOX consists of a compact, stylish two tone charcoal, moulded case, containing ALL electronics tuner power supply etc to simply plug in and convert your previously dedicated computer monitor into a HIGH QUALITY COLOUR TV SET, giving a real benefit to ALL the family!! Don't worry if your monitor doesn't have sound - THE TELEBOX even has an integr 4 watt audio amplifier for driving an external speaker, PLUS an auxiliary output for superb quality television sound via your headphones or HI FI system etc. Other features include: Compact dimensions of only 15.75" w x 7.5" d x 3.5" h, latest technology, BRITISH manufacture, fully tuneable 7 channel push button tuner, Auto AGC circuit, SAW filter, LED status indicator, fully isolated 240v AC power supply for total safety, Mains ON-OFF switch etc. Many other uses.

LIMITED QUANTITY - DON'T MISS THIS OFFER!! ONLY £29.95 OR £24.95 if purchased with ANY of our video monitors. Supplied BRAND NEW with full instructions and 2 YEAR warranty. Post and packing £3.50 *When used with colour crt.

COLOUR & MONOCHROME MONITOR SPECIALS

'SYSTEM ALPHA' 14" COLOUR MULTI INPUT MONITOR
Made by the famous REDIFFUSION Co. for their own professional computer system this monitor has all the features to suit your immediate and future requirements. Two video inputs, RGB and PAL Composite Video, allow direct connection to BBC/IBM and makes of micro computers or VCR's, including our very own TELEBOX. An internal speaker and audio amp may be connected to computer or VCR for superior sound quality. Many other features: PIL tube, Matching BBC case colour, Major controls on front panel. Separate Contrast and Brightness - even in RGB mode. Separate Colour and audio controls for Composite Video input, BNC plug for composite input, 15 way 'D' plug for RGB input, modular construction etc.

This must be ONE OF THE YEAR'S BEST BUYS. PC USER Supplied BRAND NEW and BOXED, complete with DATA and 90 day guarantee. ONLY £149.00 or above OR IBM PC Version £165.00 15 Day 'D' skt £1.00, BNC skt 75p BNC interface cable £5.50

DECCA 80 16" COLOUR monitor, RGB input.
Little or hardly used manufacturer's surplus enables us to offer this special converted DECCA RGB Colour Video TV Monitor at a super low price of only £99.00, a price for a colour monitor as yet unheard of!! Our own interface, safety modification and special 16" high definition PIL tube, coupled with the DECCA 80 series TV chassis give 80 column definition and quality found only on monitors costing 3 TIMES OUR PRICE. The quality for the price has to be seen to be believed!! Supplied complete and ready to plug direct to a BBC MICRO computer or any other system with a TTL RGB output. Other features are: internal speaker, modular construction, auto deaussing circuit, attractive TEAK CASE, compact dimensions only 52cm W x 34 H x 24 D, 90 day guarantee. Although used, units are supplied in EXCELLENT condition. ONLY £99.00 + Carriage

DECCA 80, 16" COLOUR monitor. Composite video input. Same as above model but fitted with Composite Video input and audio amp for COMPUTER, VCR or AUDIO VISUAL use. ONLY £99.00 + Carr.

REDIFFUSION MARK 3, 20" COLOUR monitor. Fitted with standard 75 ohm composite video input and sound amp. This large screen colour display is ideal for SCHOOLS, SHOPDS, DISCOS, CLUBS and other AUDIO VISUAL applications. Supplied in AS NEW or little used condition ONLY £145.00 + Carr.

BUDGET RANGE EX EQUIPMENT MONOCHROME video monitors.
All units are fully cased and set for 240v standard working with composite video inputs. Units are pre tested and set up for up to 90 column use. Even when MINOR screen burns exist - normal data displays are unaffected. 30 day guarantee.

12" KGM 320-1 B/W bandwidth input, will display up to 132 x 25 lines. £32.95
12" GREEN SCREEN version of KGM 320-1. Only £39.95
9" KGM 324 GREEN SCREEN fully cased very compact unit. Only £49.00
Carriage and insurance on all monitors £10.00

DC POWER SUPPLY SPECIALS

GOULD OF443, enclosed, compact switch mode supply with DC regulated outputs of +5v @ 55a, +12v @ 0.5a, -12v @ 0.1a and -23v @ 0.02a Dim 18 x 11 x 6 cm 110 or 240v input. BRAND NEW only £16.95
GOULD G6-40A 40 amp switch mode supply NEW £130.00
AC-DC Linear PSU for DISK drive and SYSTEM applications. Constructed on a rugged ALLOY chassis to continuously supply fully regulated DC outputs of +5v @ 3 amps, -5v @ 0.6 amps and +24v @ 5 amps. Short circuit and overvoltage protected. 100 or 240v AC input. Dim 28 x 12.5 x 7 cm NEW £49.94
Carriage on all PSUs £3.00

KEYBOARDS

Manufacturer's BRAND NEW surplus.
DEC LA34 Uncoded keyboard with 67 quality gold plated switches on X-Y matrix - ideal micro conversions etc. £24.95
AMKEY MPNK-114 Superb word processor chassis keyboard on single PCB with 116 keys. Many features such as On board Micro, Single 5v rail, full ASCII coded character set with 31 function keys, numeric keypad, cursor pad and 9600 baud SERIAL TTL ASCII OUTPUT!! Less than half price
Only £69.00 with data. Carriage on Keyboards £3.50



Double sided 40/80 track disk drives (1Mb per drive), PSU, 4K of memory mapped screen RAM, disk controller, RS232, CENTRONICS and system expansion ports, and if that's not enough a ready to plug into STANDARD 8" DRIVE port for up to FOUR 8" disk drives, either in double density or IBM format. The ultra slim 92 key, detachable keyboard features 32 user definable keys, numeric keypad and text editing keys, even its own integral microprocessor which allows the main Z80A to devote ALL its time to USER programs, eliminating "lost character" problems found on other machines. The attractive, detachable 12" monitor combines a green, anti-glare etched screen, with full swivel and tilt movement for maximum user comfort. Supplied BRAND NEW with CPM 2.2, user manuals and full 90 day guarantee. Full data sheet and info on request.

PC2000 System with CPM etc. COST OVER £1400

NOW only £399

DON'T MISS THE CPM Deal OF THE CENTURY

The FABULOUS CPM TATUNG PC2000 Professional Business System

A cancelled export order and months of negotiation enables us to offer this professional PC, CPM system, recently on sale at OVER £1400, at a SCOPED price just over the cost of the two internal disk drives!! Or less than the price of a dumb terminal!!

Not a toy, the BIG BROTHER of the EINSTEIN computer, the DUAL PROCESSOR PC2000 comprises a modern stylish three piece system with ALL the necessities for the SMALL BUSINESS, INDUSTRIAL, EDUCATIONAL or HOBBYIST USER. Used with the THOUSANDS of proven, tested and available GPM software packages such as WORDSTAR, FAST, DBASE2 etc, the PC2000 specification, at our prices, CANNOT BE BEATEN!!

The central processor plinth contains the 64K, Z80A processor, DUAL TEAC 55F 5 1/4" CENTRONICS and system expansion ports, and if that's not enough a ready to plug into STANDARD 8" DRIVE port for up to FOUR 8" disk drives, either in double density or IBM format. The ultra slim 92 key, detachable keyboard features 32 user definable keys, numeric keypad and text editing keys, even its own integral microprocessor which allows the main Z80A to devote ALL its time to USER programs, eliminating "lost character" problems found on other machines. The attractive, detachable 12" monitor combines a green, anti-glare etched screen, with full swivel and tilt movement for maximum user comfort. Supplied BRAND NEW with CPM 2.2, user manuals and full 90 day guarantee. Full data sheet and info on request.

PC2000 Business System with CPM and 'Ready to Run' FAST Sales and Purchase ledger, supports up to 9000 Accounts, VAT etc. COST OVER £1700

NOW only £499

PC2000 Wordprocessor System with CPM and TEC FP25 daisywheel printer

NOW only £799

MODEMS

Join the communications revolution with our super range of DATA MODEMS, prices and specifications to suit all applications and budgets.....

BRAND NEW State of the art products.
DACOM DSL2123 Multi standard 300-300, 1200-75 Auto answer etc. £268.00
DACOM DSL123AQ Auto dial, smart modem with multi standard AUTO SPEED detect, and data buffer with flow control etc. £365.00
DACOM DSL2123GT The CREAM of the intelligent modems, auto dial, auto call index, buffer etc etc. £488.00
Shack SB1212 V22 1200 baud FULL DUPLEX sync or async, optional auto dial. £465.00
TRANSDATA 307A Acoustic coupler 300 baud full duplex, originate only, RS232 interface. £49.00

Ex BRITISH TELECOM full spec, CCITT, ruggedised, bargain offers. Sold TESTED with data. Will work on any MICRO or system with RS232 interface.
MODEM 13A 300 baud unit, only 2" high fits under phone CALL mode only. £45.00
MODEM 20-1, 75-1200 baud, Compact unit for use as subscriber end to PRESTEL, TELECOM GOLD, MICRONET etc. £39.95 + pp £6.50
MODEM 20-2 1200-75 baud. Same as 20-1 but for computer end. £65.00 + pp £6.50
DATL 2412, Made by SE Labs for BT this two part unit is for synchronous data links at 1200 or 2400 baud using 2780/3780 protocol etc. Many features include 2 or 4 wire working, self test, auto answer etc. COST OVER £800. Our price ONLY £199 + pp £8.00
DATL 4800, RACAL MP54800 baud modem, EX BT good working order. ONLY £295.00 + pp £8.00

SPECIAL OFFER
MODEM TG2393, EX BT, up to 1200 baud, full duplex 4 wire or half duplex over 2 wire line. ONLY £85.00 PER PAIR + pp £10.00

For more information contact our Sales Office.

MATRIX PRINTERS

SPECIAL BULK PURCHASE of these compact, high speed matrix printers. Built in Japan for the Hazeltine Corporation this unit features quality construction giving 100cps bidirectional, full on addressable graphics, 6 type fonts, up to 9.5" single sheet or tractor paper handling, RS232 and CENTRONICS parallel interface. Many other features. BRAND NEW and BOXED. COST £420. Our price ONLY £199.00

RECHARGEABLE BATTERIES

Dry Fit MAINTENANCE FREE by Sonnenschein & Yuasa
A300 07191315 12v 3Ah NEW £13.95
A300 07191312 6v 3Ah NEW £9.95
A300 07191202 6-0-6v 1.8Ah TESTED Ex Equip £5.99

VDU TERMINALS

Standard VDU data entry terminals at give away prices!!
QUME QVT108, Current product, state of the art terminal with detachable keyboard, 12" Green screen, 2 page RAM, TVI 925, Hazeltine, ADMSA emulations, software setup, 25 x 80, Clock, Swivel and tilt base, Printer port. Function keys etc. BRAND NEW and BOXED AT ALMOST HALF PRICE ONLY £425.00
AJ510 - EX RENTAL, Z80 controlled, 15" green screen 24 x 80 display, graphics, cursor addressing, printer port etc. Very good condition TESTED complete with manual only £225.00
ADDS 520 - Dumb terminal, used, 12" b/w screen RS232 interface and printer port TESTED. ONLY £125.00. Carriage on terminals £10.00
100's of other terminals in stock, CALL for more details

SURPLUS SPECIALS ON PRESTEL - VIEWDATA - TELEX

PLESSEY VUTEL, ultra compact unit, slightly larger than a telephone features a STANDARD DTMF TELEPHONE (tone dial) with 5" CRT monitor and integral modem etc. for direct connection to PRESTEL, VIEWDATA etc. Designed to sell to the EXECUTIVE at over £600!! Our price BRAND NEW AND BOXED at only £99.00
DECCAFAX VP1 complete Professional PRESTEL system in slimline desk top unit containing Modem, Numeric keypad, CPU, PSU etc. Connects direct to standard RGB colour monitor. Many other features include: Printer output, Full keyboard input, Cassette port etc. BRAND NEW with DATA A FRACTION OF COST only £55.00
ALPHATANEL, Very compact unit with integral FULL ALPHA NUMERIC keyboard. Just add a domestic TV receiver and you have a superb PRESTEL system and via PRESTEL the cheapest TELEX service to be found!! Many features: CENTRONICS Printer output, Memory dialling etc. Supplied complete with data and DIY mod for RGB or Composite video outputs AS NEW only £125.00
Post and packing on all PRESTEL units £8.50

EX-STOCK INTEGRATED CIRCUITS

4164 200 ns D RAMS 9 for £11 4116 ns £1.50 2112 £10.00 2114 £2.50 2102 £2.00 6116 £2.50 EPROMS 2716 £4.50 2732 £3.00 2764 £4.95 27128 £5.50 6800 £2.50 6821 £1.68A09 £8.68B09 £10.8085A £5.50 8086 £15.8088 £8 NEC765 £8 WD2793 £28 8202A £2.50 8251 £7.8748 £15 Z80A DART £6.50 Z80A CPU £2.00 Thousands of IC's EX STOCK send SAE for list.

DISK DRIVES

Japanese 5 1/4" half height, 80 track double sided disk drives by TEAC, CANON, TOSHIBA etc. Sold as NEW with 90 day guarantee ONLY £85.00
TEC FB-503 Double sided HH 40 TRK NEW £75.00
SUGART SA400 SS FH 35 TRK £55.00
SIEMENS FDD100 SS FH 40 TRK £65.00
Carriage on 5 1/4" drives £5.50
Brand NEW metal 5 1/4" DISK CASES with internal PSU.
DSK1 for 2 HH or 1 FH drive £29.95 + pp £4.00
DSK2 for 1 HH drive £22.95 + pp £3.50
DK3 3 As DSK1 LESS PSU £12.95 + pp £2.50
DK4 4 As DSK2 LESS PSU £10.95 + pp £2.00
8" IBM format TESTED EX EQUIPMENT.
SHUGART 800/801 SS £175.00 + pp £8.50
SHUGART 851 DS £250.00 + pp £8.50
TWIN SHUGART 851 2 1/2" Mb total capacity in smart case complete with PSU etc. £595.00
MITSUBISHI M2894-63 8" DS 1 Mb equiv to SHUGART SA850R. BRAND NEW AT £275.00 + pp £8.50
DYSAN 8" Alignment disk £29.00 + pp £1.00
Various disk drive PSU's Ex Stock SEE PSU section.
HARD DISK DRIVES
DRE/DIABLO Series 30 2.5 Mb front load £525.00
Exchangeable version £295.00. ME3029 PSU £95.00
DIABLO 44/DRE4000A, B 5+5 Mb from £750.00
CDC HAWK5-5 Mb £795.00. CDC 9782 80 Mb RMO3 etc. £2500.00.
PERTEC D3422 5+5 Mb £495.00
RODIME 5 1/4" Winchester ex-stock from £150 CALL Clearing Items - Sold as seen - No guarantee
ICL 2314 BRAND NEW 14" Mb Removable pack hard disk drive, cost over £2000 with data. ONLY £99.00
BASF 6172 8" 23Mb Winchester £199.00
Unless stated all drives are refurbished with 90 day guarantee. Many other drives and spares in stock - call sales office for details.

DISPLAY ELECTRONICS
All prices quoted are for U.K. Mainland, paid cash with order in Pounds Sterling PLUS VAT. Minimum order value £2.00. Minimum Credit Card order £10.00. Minimum BONA FIDE account orders from Government Depts., Schools, Universities and established companies £20.00. Where post and packing not indicated please ADD £1.00 + VAT. Warehouse open Mon-Fri 9.30-5.30. Sat 10.30-5.30. We reserve the right to change prices and specifications without notice. Trade, Bulk and Export.
32 Biggin Way, Upper Norwood, London SE19 3XF
Telephone 01-679 4414 Telex 894502 Data 01-679 1888

ERS — PRINTERS — PRINTERS — PRINTERS

SUPER DEAL? NO — SUPER STEAL THE FABULOUS 25 CPS "TEC STARWRITER"

Made to the very highest spec the **TEC STARWRITER** FP1500-25 features a very heavy duty die cast chassis and **DIABLO** type print mechanism giving superb registration and print quality. Micro-processor electronics offer full

DIABLO/QUE command compatibility and full control via **CPM WORDSTAR** etc. Many other features include bi-directional printing, switchable 10 or 12 pitch, full width 381mm paper handling with up to 163 characters per line, friction feed rollers for single sheet or continuous paper, internal buffer, standard **RS232** serial interface with handshake. Supplied absolutely **BRAND NEW** with 90 day guarantee and **FREE** daisy wheel and dust cover. Order **NOW** or contact sales office for more information. Optional extras **RS232** data cable £10.00. Tech manual £7.50. Tractor Feed £140.00. Spare daisy wheel £3.50. Carriage & Ins. (UK Mainland) £10.00.



SUMMER OFFER ONLY £399.99!!

DIY PRINTER MECH

Brand New surplus of this professional printer chassis gives an outstanding opportunity for the **Student, Hobbyist** or **Robotics** constructor to build a **printer - plotter - digitiser** etc, entirely to their own specification. The printer mechanism is supplied ready built, aligned and pre tested but **WITHOUT** electronics. Many features include all metal chassis, phosphor bronze bearings, **132** character optical shaft position encoder, **NINE** needle head, 2 x two phase 12V stepper motors for carriage and paper control, 9.5" Paper platen etc. Even a manufacturer's print sample to show the unit's capabilities!! Overall dimensions 40 cm x 12 cm x 21 cm.

Sold **BRAND NEW** at a **FRACTION** of cost **ONLY £49.50** + pp £4.50.

TELETYPE ASR33 DATA I/O TERMINALS

Industry standard, combined ASCII 110 baud printer, keyboard and 8 hole paper tape punch and reader. Standard **RS232** serial interface. Ideal as cheap hard copy unit or tape prep. for CNC and NC machines. **TESTED** and in good condition. Only **£235.00** floor stand **£10.00**. Carr & Ins. **£15.00**.


EX NEWS SERVICE PRINTERS

Compact ultra reliable quality built unit made by the **USA EXTEL Corporation**. Often seen in major Hotels printing up to the minute News and Financial information, the unit operates on **5 UNIT BAUDOT CODE** from a Current loop, **RS232** or **TTL** serial interface. May be connected to your micro as a low cost printer or via a simple interface and filter to any communications receiver to enable printing of worldwide **NEWS, TELEX** and **RTTY** services.

Supplied **TESTED** in second hand condition complete with **DATA, 50** and **75** baud xtals and large paper roll.

TYPE AE11
50 Column **ONLY £49.95**
Spare paper roll for AE11 **£4.50**
TYPE AF11R 72 Col
+ Ribbon **£65.00**
TYPE AH11R 80 Col.
ASCII/BAUDOT **£185.00**
Carriage and Insurance **£7.50**

GE TERMIPRINTER



A massive purchase of these desk top printer terminals enables us to offer you these quality **30** or **120** cps printers at a **SUPER LOW PRICE** against their original cost of over **£1000**. Unit comprises of full **QWERTY**, electronic keyboard and printer mech with print face similar to correspondence quality typewriter. Variable forms tractor unit enables full width - up to **13.5"** **120** column paper, upper - lower case, standard **RS232** serial interface, internal vertical and horizontal tab settings, standard ribbon, adjustable baud rates, quiet operation plus many other features. Supplied complete with manual. Guaranteed working **GE30** **£130.00**. **GE1200 120 cps** **£175.00**. Untested **GE30** **£65.00** Optional floor stand **£12.50**. Carr & Ins. **£10.00**.

SEMICONDUCTOR 'GRAB BAGS'

Mixed Semis amazing value contents include transistors digital, linear, IC's, triacs, diodes, bridge recs, etc etc. All devices guaranteed brand new full spec with manufacturer's markings, fully guaranteed.

50+ £2.95 100+ £5.15
TTL 74 Series A gigantic purchase of an "across the board" range of **74 TTL** series IC's enables us to offer **100+** mixed "mostly TTL" grab bags at a price which two or three chips in the bag would normally cost to buy. Fully guaranteed all IC's full spec. **100+ £6.90**, **200+ £12.30**, **300+ £19.50**

GENTRONICS 710 PRINTERS

Ex **RENTAL** Heavy duty full width carriage printer up to **132** columns on 17" fan fold sprocket fed paper. 60 cps print speed with standard **RS232** or 20 mA loop interface. Supplied in **TESTED** used condition with data. **ONLY £85.00** carriage and insurance **£10.00**.

MAINS FILTERS

CURE those unnerving hang ups and data glitches caused by mains interference with professional quality filters. **SD5A** match-box size up to **1000 watt 240 V** Load **ONLY £5.95**. **L12127** compact completely cased unit with 3 pin fitted socket up to **750 watts** **ONLY £9.99**.

EPROM COPIERS

The amazing **SOFTY 2** The "Complete Toolkit" for copying, writing, modifying and listing **EPROMS** of the **2516, 2716, 2532, 2732** range. Many other functions include integral keyboard, cassette interface, serial and parallel i/o UHF modulator ZIF socket etc.

ONLY £195.00 + pp **£2.50**
"GANG OF EIGHT" intelligent **Z80** controlled 8 gang programmer for ALL single 5v rail **EPROMS** up to **27128**. Will copy **8 27128** in **ONLY 3 MINUTES**. Internal LCD display and checking routines for **IDT PROOF** operation. Only **£395.00** + pp **£3.00**.

"GANG OF EIGHT PLUS" Same spec as above but with additional **RS232** serial interface for down line loading data from computer etc. **ONLY £445.00** + pp **£3.00**

Data sheets on request

20,000 FEET OF ELECTRONIC AND COMPUTER GOODIES ENGLAND'S LARGEST SURPLUS STORE — SEEING IS BELIEVING!!

DEC CORNER

PDP 1140 System comprising of CPU, 124k memory & MMU 15 line **RS232** interface. **RPD2 40 MB** hard disk drive.
TU10 9 track 800 BPI Mag tape drive, dual track system. **VT52 VDU**, etc. etc. Tested and running **£3,750.00**
DH11-AD 16" x RS232 DMA **£395.00**
BA11-MB 3.5" Box, PSU, LTC **£1,900.00**
DLV11-14 x EIA interface **£350.00**
DLV11-E Serial, Modem support **£190.00**
DUP11 Synch Serial data i/o **£850.00**
DQ200 Dilog - multi RK controller **£495.00**
DZ11-B 8 line RS232 mux board **£850.00**
KDF11-B M8189 PDP 1123 **£1,100.00**
PLUS **£80.00**
LA30 Printer and Keyboard **£270.00**
LA36 Decwriter EIA or 20 mA loop **£80.00**
MS11-JP Unibus 32kb Ram **£450.00**
MS11-LB Unibus 128kb Ram **£850.00**
MS11-LD Unibus 256kb Ram **£450.00**
PDP11/05 Cpu Ram, i/o etc **£1,850.00**
PDP11/40 Cpu, 124k MMU **£70.00**
RT11 ver 3B documentation kit **£650.00**
RK05-J 2.5 Mb disk drives **£175.00**
KL8 JA PDP 8 async i/o **£75.00**
M18E PDP 8 Bootstrap option **£175.00**
VT50 VDU and Keyboard **£250.00**
- 20 mA **£175.00**
VT52 VDU and RS232 interface **£250.00**

Give your **VT100** a Birthday!!
Brand New **VT100** Keyboards only **£85.00**

1000's of **EX STOCK** spares for **DEC PDP8, PDP8A, PDP11** systems & peripherals. Call for details. All types of Computer equipment and spares wanted for **PROMPT CASH PAYMENT**

MAG TAPE DRIVES

Many **EX STOCK** computer tape drives and spares by **PERTEC, CIPHER, WANGO, DIGIDATA, KENNEDY** etc. Special offer this month on **DEI Cartridge** tape drives **ONLY £450.00** each.

CALL FOR DETAILS

COMPUTER/SYSTEM CABINET & PSU

All in one quality computer cabinet with integral switched mode **PSU**, mains filtering, and twin fan cooling. Originally made for the famous **DEC PDP8** computer system costing thousands of pounds. Made to run 24 hours per day the **psu** is fully screened and will deliver a massive **+5v DC** at 17 amps, **+15v DC** at 1 amp and **-15v DC** at 5 amps. The complete unit is fully enclosed with removable top lid, filtering, trip switch, power and run leds mounted on all front panel, rear cable entries, etc. etc. Units are in good but used condition - supplied for 240v operation complete with full circuit and tech. man. Give your system that professional finish for only **£49.95** + carr. 19" wide 16" deep 10.5" high. Useable area 16" w 10.5" h 11.5" d.

Also available less **psu**, with fans etc. Internal dim. 19" w, 16" d, 10.5" h. **£19.95**. Carriage **£8.75**

66% DISCOUNT ON ELECTRONIC COMPONENTS EQUIPMENT

Due to our massive bulk purchasing programme, which enables us to bring you the best possible bargains, we have thousands of IC's, Transistors, Relays, Caps, PCBs, Sub-assemblies, Switches etc. etc. surplus to OUR requirements. Because we don't have sufficient stocks of any one item to include in our ads we are packing all these items into the **BARGAIN OF A LIFETIME**. Thousands of components at giveaway prices. Guaranteed to be worth at least 3 times what you pay. Unbeatable value and perhaps one of the most consistently useful items you will every buy!! Sold by weight.

2.5kls **£5.25** + pp **£1.25**
10kls **£11.25** + pp **£2.25**

5 kls **£6.90** + **£1.80**
20kls **£19.50** + pp **£4.75**

1000's of other **EX STOCK** items including **POWER SUPPLIES, RACKS, RELAYS, TRANSFORMERS, TEST EQUIPMENT, CABLE, CONNECTORS, HARDWARE, MODEMS, TELEPHONES, VARIACS, VDU'S, PRINTERS, POWER SUPPLIES, OPTICS, KEYBOARDS** etc. etc. Give us a call for your spare part requirements. Stock changes almost daily.

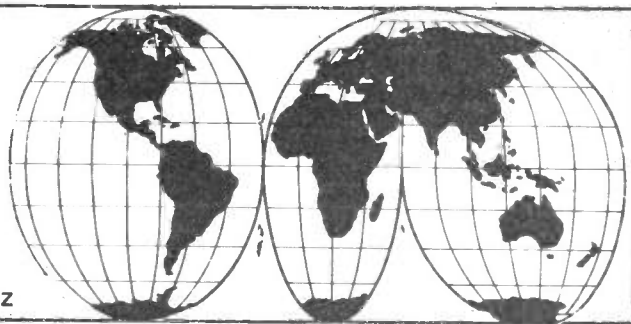
Don't forget, **ALL TYPES** and **QUANTITIES** of electronic surplus purchased for **CASH**



SHORT WAVE NEWS FOR DX LISTENERS

By Frank A Baldwin

All times in UTC, **bold** figures indicate the frequency in kHz



As intimated in the September 1986 issue of *Radio & Electronics World*, in which details of a few Latin American transmitters currently operating on the 90 metre band (**3200** to **3400**) were featured, the first part of an update dealing with low powered LA stations on the air within this range is presented here. The information given is correct at the time of writing.

Testing for LA signals

A good 'marker' station, the signals from which UK listeners can gauge the current conditions for LA reception on the band, is the often heard and reported HCJB (Herald Christ Jesus Blessing) in Quito, Ecuador on **3220**. Rated at 10kW, its programmes in Quechua from 0830 to 1430 and from 2100 to 0200. From 0200 to 0500 the programme language is Spanish. The LA season for us here in Western Europe, providing the most favourable period during which success may be achieved, extends from around April to September. Quechua is the term used for a linguistic family of west South America, the member languages of which are spoken in Ecuador, Peru, north-west Argentina and much of Bolivia. The official language of the Inca Empire was of this family.

Making a start

With an abundant supply of midnight oil, a selective receiver, an efficient aerial array, acquired operating skill and not a little patience, tune to **3205**. On this channel one may be fortunate enough to hear signals from the Brazilian station Radio Ribeirao Preto. With a power of 1kW, it is on the air in Portuguese from 0700 through to 0400 and is occasionally heard by Western European and UK-based DXers.

In Tovar, Venezuela, Radio

Occidente (Radio West) is on the air from 1000 to 0300 (Saturday and Sunday until 0400). Although only powered at 1kW, it is regularly logged by DXers world-wide. The frequency? Oh yes, it is on a variable **3225**.

Seldom heard by us in and near the UK are the signals from the 0.4kW Peruvian Radio El Sol de los Andes (Radio The Sun of the Andes) in Juliaca. The frequency is a variable **3229** and the schedule is from 1000 to 0410, but sometimes varied to 0515.

Radio Clube Marilia in Brazil is on **3235** with a power of 0.5kW from 0800 through to 0400 and rarely reported by us in these northern climes, which is not surprising considering the low power.

Radio Clube Varginha, Brazil on **3245** is on the air from 0900 to 0200 (Sunday until 2200) although it has been reported being heard at 0315.

Radio Luz y Vida (Radio Light and Life) San Luis, Honduras at 0.8kW is scheduled from 1230 to 1630 and from 2200 to 0400. This one is only rarely heard outside the Americas, but a tune to **3249.6** may well prove interesting on one fortunate occasion.

La Voz el Tigre (The Voice of the Tiger), El Tigre, in Venezuela operates from 1000 to 0300 (Sunday from 1000 to 0600) in Spanish with a power of 1kW. It varies around **3253**, which makes the problem of logging this one more difficult to say the least. First - catch your signal!

The 2.5kW Radio La Voz de Oxapampa, Oxapampa, in Peru, serves the local community from 1000 to 0500, but unfortunately rarely entertains those of us residing in Europe. However, a tune to **3260** one early morning could prove fortunate for some weary and up to then dispirited DXer. Listen for the identification La Fabulosa de la Central.

Reactivated during 1985, Radio Mara in Maracaibo,

Venezuela at 1kW entertained the locals from 1000 (varies to 1200) to a variable closing time of 0400, but is now reported to be operating around the clock irregularly. Should you be fortunate enough to have good prevailing conditions, you will find it on **3275.1**.

A real DX catch would be the 0.36kW La Voz del Rio Tarqui (The Voice from the River Tarqui) in Cuenca, Ecuador. It is on the air irregularly from 1000 (varies to 1200) to 0300 but has been reported as late as 0740. When radiating it is on **3286.5**. It also sometimes identifies as Radiodifusora Tarqui.

The rarely reported Peruvian Radio Tayabamba,

Tayabamba, has a variable sign-on around the 2230 mark and closing between 0430 and 0505 (Sunday also from 1100 to 1500). With a power of 1kW, it is settled on **3290.1**.

Radio Bagua, Bagua, Peru on **3310** is scheduled from 1000 to 0400 with a power of 1kW. Rarely heard far from the signal source, it is thought to be planning an increase of power on this short wave outlet.

Radio San Miguel in Riberalta, Bolivia, is sometimes heard by European DXers and reported on **3310.3**, at which point on the dial, scale or indicated digits it radiates from 0400 to 1700 (variable to 2200) and from 2000 to 0230. The power is 1kW.

AROUND THE DIAL

Switch on the receiver, adjust the appropriate controls to some of the frequencies shown below at the times indicated and listen. Hopefully, success will crown your efforts.

AFRICA

Botswana

Radio Botswana, Gaborone on a measured **3355.7** at 1852 when featuring an interview in SeTswana. With a power of 50kW, Radio Botswana on this channel is scheduled on the air with the Home Service in English and vernaculars from 0345 to 0700 and in English and SeTswana from 1500 to 2100. News bulletins in English at 0510 and 1610 Monday to Friday and at 1910 daily.

Benin

ORTB (Office de Radiodiffusion et Television du Benin), Cotonou on **4870** at 1955, with a Home Service programme in French about local current affairs. La Voix de la Revolution programmes in French and vernaculars from 0500 to 0800 (Saturday from 0545 to 1100) and from 1300 to 2302 (Sunday from 0600 to 2300) with a power of 30kW.

There is an English newscast timed for 2000.

Chad

RNT (Radiodiffusion Nationale Tchadienne) N'djamena on **4920** at 2032, OM with a talk in vernacular, N'djamena being mentioned several times. Also heard on a later occasion with the identification 'Ici N'djamena, Radiodiffusion Nationale Tchadienne'. Radio Nationale is scheduled in French and vernaculars from 0500 to 0700 (Sunday from 0500 to 0650) and from 1530 to 2205 with a power of 100kW. At the time of writing, Radio Afghanistan dominates the channel from 1900 to 1930 with its English transmission, this also being logged in parallel on **6020**.

Ghana

Accra on **3366** at 1955, male and female announcers with alternate news items in English concerning the economies of several African countries. Radio Ghana is scheduled in English from 0530 to 0805 (Saturday and Sunday from 0805 to 0900) and from 1730 to 2305 with a power of 50kW.

SHORT WAVE NEWS

SOUTH AMERICA

Brazil

Radio Educacao Rural, Campo Grande on **4755** at 0338, OM with a pop song then an announcement in Portuguese complete with echo effect. With a power of 10kW, this one is on the air from 0800 (Sunday from 0900) to 0500 (Sunday until 0400). There is a newscast in Portuguese every half hour.

Colombia

Radio Caracol, Neiva on **4945** at 0519, OM with a newscast in Spanish of local affairs, place names preceding the various items. With a power of 20kW, Radio Caracol programmes around the clock.

Peru

Radio Andina, Huancayo on **4996** at 0245, local folk songs and Andean pipe music, OM with announcements in Spanish. My favourite Peruvian station, Radio Andina in the Emisoras Cruz del Peru network operates from 0930 to a closing time varying from 0500 to 0600. The power is 2kW.

Venezuela

Ecos del Torbes, San Cristobal on **4980** at 0254, YL with a ballad in Spanish accompanied by music in the local style. At 10kW, Ecos del Torbes is on the air from 0900 (Sunday from 1000) to 0400 but does occasionally work a 24 hour schedule.

ASIA

Burma

BBS (Burma Broadcasting Service) Rangoon on **4725** at 1425, YL with announcements, OM with a song in Burmese. At 1447 retune, YL with talk in English about school discipline then YL with an announcement in Burmese followed by return of the talk in English about the Burmese educational system.

SOUTH-EAST ASIA

Indonesia

RRI Palu, Celebes on **3960** at 1537, OM with announcements in Indonesian, YL with a song complete with music in the local style. At 10kW, RRI Palu radiates from 2130 to 0030 and from 0900 to 1555.

RRI Jambi, Sumatra on **4927** at 1444, OM with songs in

Indonesian. This one is rated at 7.5kW and operates from 2200 to 0100 (Sunday until 0700) and from 1000 to 1400 but which can vary to a closing at 1700.

RRI Surakarta, Java on **4932** at 1559, YL with a talk then OM with a newscast in Indonesian, the latter being a relay of RRI Jakarta. The power is 10kW and the schedule is 2230 to 0145 and from 1000 to 1700 but frequently twenty-four hours.

Malaysia

RTM (Radio Television Malaysia) Kuala Lumpur on **4845** at 1440, YL and OM with songs in an Indian vernacular complete with Indian style music. With a power of 50kW, Kuala Lumpur on this channel carries programmes in Indian languages Monday to Friday inclusive from 2100 to 0100, 0515 to 0600, 0800 to 1500, Saturday from 2100 to 0300 and from 0515 to 1500, Sunday from 2100 through to 1500.

PACIFIC

N Marianas

KYOI Saipan on **11900** at 1016, pop songs and music in the English transmission for East Asia, timed from 1000 to 1600. Also logged on **15190** at 0915 in English to East Asia from 0300 to 1000.

NEAR AND MIDDLE EAST

Bangladesh

Dacca on **4980** at 1554, OM with a talk in Bengali. This 100kW transmitter radiates in Bengali from 1130 to 1715 on most days.

India

AIR (All India Radio) Delhi on **4860** at 1539, OM with a news bulletin in English. With a power of 10kW, Delhi is on the frequency with the Foreign Service in Nepali from 0130 to 0215 and with national link-up programmes from 0030 to 0035, 1235 to 1315, 1330 to 1335, 1415, 1420 to 1435, 1445 to 1630 varying to 1730 and from 1730 to 1740. Newscasts in English are timed for 0035, 0230, 1430, 1530 and 1730.

AIR Delhi on **11865** at 2000, OM with the station identification followed by a newscast of both local and world events. This English transmission is directed to West Africa from 1930 to 2030.

Iraq

Baghdad on **15300** at 1327, OM with a talk in the Arabic programme for North Africa scheduled on this channel from 1300 to 1700.

Kuwait

Radio Kuwait on **15505** at 1316, local style songs and music in an Arabic programme directed to Europe and timed from 0615 to 1800.

Saudi Arabia

Riyadh on **15060** at 1332, OM and YL with a drama in the Arabic programme for North Africa timed from 1100 to 1700.

Sri Lanka

SLBC (Sri Lanka Broadcasting Corporation) Colombo on **5020** at 1541, OM with a talk on the Tamil Commercial Service, YL with songs and a backing of local music. The schedule is from 0030 to 0300 and from 1400 to 1730.

EUROPE

Czechoslovakia

Prague on **7345** at 2010, YL with the news in an English presentation to Europe scheduled from 2000 to 2027 daily.

Finland

Helsinki on **11945** at 1402, YL with a news bulletin mainly of local affairs during the English transmission for North America scheduled from 1400 to 1425.

Greece

Athens on **7430** at 1920, OM with the station identification followed by YL with an English newscast timed from 1920 to 1930.

CLANDESTINE

Voice of the National Army of Democratic Kampuchea on **5200** at 1420, YL with a song then OM with an announcement in Vietnamese (?) followed by some music in the local style. Just audible on peaks, the signal suffered from side-splash utility interference.

NOW HEAR THIS

ORTN (Office de Radiodiffusion Television du Niger) Niamey, Niger, La Voix du Sahel, on **5020** at 0550, OM with a talk in French. No sign of the co-channel 50kW Radio Tirana. Niamey is active from 0530 to 0700 (Sunday until 0900) and from 1700 (Saturday and Sunday from 1630) to 2200 (Saturday until 2300). There is a news bulletin in English at 1715 and the power is 100kW.

DOTS AND DASHES

By way of a change, a few forays on a couple of the amateur bands were made during the month. At the CW (continuous wave, more popularly known as morse code) end of the bands, the following were logged:

On Top Band (1.8 to 2.0MHz): DK5EN, DJ6EC, EA7DMF, HB9CMF, IK3HRP, IS0QDV, K1ZM, KA1PE, K2W1, K5NA, N1ACH, N4XM, N5RZ, OE5KE, OK1ATP, OL1BIC, RQ2GGC, RT4UA, RW3QQ, RZ3AM, SM7BVO, UA3DRR, UB4MPC, UP1BZZ, UQ2GUB, W1NV, W2GUX, WB2ULI, W9SMY and 4X4NJ.

On forty metres (7.0 to 7.1MHz): CO7PG, CX6BM, DF8ZH/5B4, HK1KXA, N9AG/J6L and TI4SU. REW

Mt. Carmel, Conn.
200 Todd Street

K1PBW

James (Ernie) Hemingway

The QSL card received for K1PBW for a report on his CW signals on Top Band during the period when signals from across the pond were not so plentiful as they are now. The frequency was 1802, the time 0536, the date 15/12/68

FREE CLASSIFIED ADS

FREE CLASSIFIED ADS CAN WORK FOR YOU

We are pleased to be able to offer readers the opportunity to sell your unwanted equipment or advertise your 'wants'.

Simply complete the order form at the end of these ads, feel free to use an extra sheet of paper if there is not enough space on the order form. We will accept ads not on our order form.

Send to: **Radio & Electronics World**, Sovereign House, Brentwood, Essex CM14 4SE.

DEADLINE AND CONDITIONS

Advertisements will be inserted in the first available issue on a first come first served basis. We reserve the right to edit and exclude any ad. Trade advertisements are not accepted.

FOR SALE

■ PSUs, lots of them at 40 amps linear type 9-14 volts dc ADJ fully protected. Perfect for 757s, 430s etc. £69. Also a few s/m 12V at 100+ amps (small lightweight), £75. All g'teed working. £5 postage on all. Tel: (0245) 324555

■ FT102, AM/FM board fitted, FC102 ATU, ex condx, £650. Black Star 600MHz freq counter, £80. Pye pocket phone 70, xtalled RB2, RB11, SU8, spare nicad, charger £50. EC10 Rx mk2 £45. Valves DA100 6 of, offers. Codar AT5 Tx c/w PSU, change over switch £30. Spectrum 48K c/w PSU £30. Steve GOBBZ QTHR. Tel: (0705) 472708

■ Scanner service manuals AOR2002, AOR2001, MX5000, MX7000. All four in one manual £20 + 64p postage. Also other Tandy scanner s/m PRO30, PRO31, PRO32, PRO2021. Op's manual for PRO2004. Tel: (04738) 5526

■ Shack clearance, valves, valves, valves to suit most communication equipment/test equipment etc. Ex Government & USA radios a speciality. Many pre-1940 types. Many CV & CVX types, most half list price. Sid. Tel: Poole 680500

■ Cybernet Delta one 934 transceiver, preamp, Halbar 17 element beam, collinear, mobile mag mount antenna. All in vgc, £360 or consider exchange for HF, 70cms, or six metre transceiver. KW E-ZEE match tuning unit £45. Tel: Woodstock 812278

■ The ultimate QRO linear for 70cms Henry Radio 2004-A Tempo. This hand-built linear will produce lots & lots of power but is idling at the UK limit. New price is now nearly £2000. In excellent condition ready for you to work the Russians direct or via the moon, £1100. G6JNS QTHR. Tel: (0905) 620041

■ NATO 2000 AM/FM and UNIACE 300 FM base will swap for a good 0-30MHz receiver. Also Midland 76-900 FM base with Sirtel 2003 vox mike. Offers. Michael. Tel: (0205) 820111 (after 7pm)

■ Micro BBC model B solidisk steel case 256K switched 2/4MHz 40T 1/2 height DS, disc drive worldwide plus, £375. Acorn Z80 2nd processor £150. All manuals. Sam. Tel: (0480) 53775 after 6pm

■ Wood and Douglas 2m synthesiser kit. All boards assembled but not tested. Case, mic and switches included £100. Also power amp 100mW i/p 30W o/p, £50 ono. Tel: Watford 37229

■ Creed 444 teleprinter with plinth, service manual, 45 baud cog, ribbons, paper, £20. Scarab systems MPTU-1, £20. Commodore 64 computer £100. Cambridge kits ATU £5, notch filter £5. Paul. Tel: (0604) 413131

■ Pye 70cm FM hand-held trans/receivers. PF2UB 3 channel rig with external speaker mike. PF2UH single channel rig xtd for R6, both with nicads and technical info. £38 each or £68 the pair ono or exchange both for heavy duty 25 amp plus 13.8V power supply or TS520 matching ATU or WHY? Can collect/deliver. Roy G0BZT. Tel: (09073) 78792

■ Tequipment oscilloscope type D43, type C amplifiers. Dawe valve voltmeter type 614B, ranges 0.003 to 30 volts RMS. Offers. Tel: (0788) 860 578

■ Scopex 4S6 and Hartley CD436 scopes; TS175 freq meter, 85MHz to 1.0GHz; Philips Wobulator GM2877; Lanscope 12 inch 4 channel, long-persistence scope; Rank 'Off Air' VHF/UHF, 405/625 TV recvr, intl loudspkr, use monitor CVout; Alta AF sig gen 0 to 200kHz; Pye 21VR20 tuner/scanner/programmer; HRO Senior and nine coilpacks recon to as new plus manual; Sinclair DM235 multimeter with nicads and PSU; Advance RMS milliw meter measure to 4.5MHz; BMC 12 inch green monitor; Technotrend h/held static indicator (new £50); Fidelity 14 inch colour monitor CV or RGB in. Shack rebuild so surplus. Make an offer. Tel: (0706) 218290 (eves)

■ HRO-M receiver, excellent cond with PSU. Revalved, re-condensed. Nine coil packs cover 50kHz to 30MHz. Fine set for £125 offers. Oscilloscope, military type 2.5 inch. Very robust, small and light. Ideal for field use, vgc. £40 offers. Scope tubes DG7-5 2.5 inch £18. 3AFP31 2.5 inch £15. C.V320 1.5 inch £10. K E Franklin, 50 Abingdon St, Burnham on Sea, Somerset. Tel: (0278) 784205

■ Scanner Amstrad PCW. If you have either then I've got some invaluable logging programs and interesting frequencies to listen in on. Far too much to list here, so for full details send SAE to PO Box 71, Bournemouth, Dorset BH9 1DT

■ Grundig Satellit 3400 professional global receiver. Few hours use only due to illness. Cost new £450. £200. Tel: (021) 708 0675 (eves, not Wed/Sat)

■ Zenith Royal 3000 Transoceanic portable radio, as new condition complete with leather case, handbook and service manual. £110 ono. Tel: 01-393 9115 (eves) Epsom area

■ Eddystone 770R 19-165MHz £65. Variac 0-260V 15A £25. Ferrograph series 7 mono £50. Series 7 stereo £20. (Needs attention). Army C11 transmitter 2-16MHz £35. 4CX250B ex-new equipment £6 ea. 70cm hand-held Tokyo hy-power HT7 3 channel £45. 1.5kVA petrol generator £150. U-matic VCR tapes £2.75 each or £2.00 each if 10+ purchased. 30 available. TEAC A3340S 4 track reel-reel tape recorder £250. All items ono + post. R Hill, 7 Willowbrook Greytrees, Ross-on-Wye, Hereford HR9 7JS

■ Bush DAC10 (1950/51) brown bakelite cabinet. Push button wavechange. £20. Bush DAC70 (1958/59) black plastic cabinet. Large round illuminated tuning control. £10. Roberts P5 (1948) swivel base. Cabinet is rexine covered. Dial is concealed under a lid. £10. Pre-war trf (make unknown) made about 1930. Wood cabinet. A collector's piece. £30 ono. Marconiphone T19A and Westminster radio. £10 each. Peter Titlow, 13A High St, Leiston, Suffolk. Tel: (0728) 831610 or 831812

■ Marconiphone 23 inch b/w TV, 4 pre-selected channels, gwo, £10. Regonda stereo player, 3 speed turntable, fitted with new cartridge and stylus. Powerful output sufficient for small hall. £20. EAR portable record player, 4 speed auto-change fitted with new cartridge and stylus. £10. W Webber, Elm Grove Farm, Bath Rd, Langford, Bristol BS18 7EB. Tel: Churchill 852638 (eves)

■ Sony Cardioid dynamic microphone model F-250S, impedance 600 ohms. Fitted with 3.5mm jack plug. Excellent condition (less than 6 months old) £8. Philips mini cassette recorder model 585, excellent condition. Just over 1 year old. Cost £95, will accept £30. Shure hi-fi cartridge, excellent sound. New stylus, cost £28, will accept £10. Philips dynamic microphone with 3.5mm jack plug £2. Philips mains/battery radio. FM/LW/MW. Very good condition, £7. Tel: (0277) 219788

■ 10m converted CB, SSB, AM. Polmar SS120, all skips plus Tx/Rx shift £60. Covers 29.990 to 30.235MHz. Swap for CRT, Tektronix 545B scope or complete scope, working or not. Cash adjustment either way. Also wanted manual for 545B to borrow or buy. G1GSW. Tel: (0606) 853553

■ Relay tester 299 and 125/150Hz strobes for telex/Creed printer set-up. Also ops room type headgear WW2, handbooks wireless telegraphy Admiralty 1943/1944 editions. Fullerphone 1942, wireless RCU type L for WS62, GPO fuses circa 1952 type 5/2. Have CV equivalents lists, receiver type R220 and Naffi set circa 1945, 6K8, 6K7, 6Q7, 6V6. Runs on internal (separate) 6V vib PSU. Could be changed to mains PSU. Want radio bits pre 1955. Must be valued. Especially military. Tony Howard. Tel: (0908) 73114

■ ICOM IC25E 25 watt FM mobile Tx/Rx scan mic ICHM10 £160. Sony AIR7 hand-held scanner AM/FM, SW etc, £170. Sanyo Betamax video recorder VT5150. Good picture £125. Maxcom 7E hand-held CB, nicads, charger, mag mount case £40 (legal). 5 band stereo graphic equaliser £25. Mr Fordham, 31c Anerley Park, Penge SE20 8NF

■ Acorn Electron, plus 3, plus 1, turbo-driver (slogger) cassette recorder, 16k SWR (ACP), ROM adaptor 1, over 20 3.5in discs containing games including Elite, Fist, Repton (1,2,3). Utilities: ROMs including View, Viewsheet, GXR. Books: Advanced user guide, Basic ROM user guide. All leads and manuals. Good condition £250 ono. Peter Beck, 8 Lyndale Road, Acton, Wrexham LL12 8DQ. Tel: Wrexham (0978) 365609 after 6pm

■ Sanyo hi-fi amplifier plus Sanyo hi-fi tuner. Both units finished in dark grey, and both less than 12 months old. Excellent sound and condition. £60 the pair. Hitachi SS370 hi-fi speakers, excellent sound. Black ash finish, removable front grilles. Condition as new. Cost over £90, will accept £50 (3 months old). Shure/Realistic hi-fi cartridge, excellent condition. Stylus less than one month old. £8 (cost £28). Sennheiser hi-fi stereo headphones, excellent condition £10. Tel: Brentwood (0277) 219788

■ 80m direct conversion receiver with part-built low power transmitter £25. RTTY tape reader type 6S6 £6. Pye Cambridge £14. 30A PSU fully protected output £50. Record player deck BSR auto £3. Signal gen type TF801A £20. Avo 47A £30. 2m Tx 6/40 in PA 25W output £25. Packs of new resistors, many valves, 5 packs for £1. New packs of semiconductors £2. G4NNZ. Gino Martorano. Tel: (0664) 500228

■ FT101ZD plus SP-901 (ext speaker), FF-501 (filter) mint condition £550 ovno. Ham int multimode II pro conversion onto 10 metres, vgc £100 ovno. G4WLH Dave (QTHR). Tel: Portsmouth (0705) 255602

■ Have Ham Multimode II transceiver covering 26.265 to 28.225MHz, £50 ono. Wanted, Sommerkamp FL200B Tx, will pay any reasonable price. Shaun. Tel: (051) 928 7953 (Merseyside L22)

■ 100 UK ass mags and about 20 USA mags incl RadCom, AR 73s, CQ etc. 85 USA call book and some RSGB call books. Please send for list and prices. All letters answered. G1WJM Hudson, 71 Knight Avenue, Canterbury, Kent CT2 8PY

■ 934MHz Cybernet Delta one £250. PA7-E base collinear with co-ax £60. HRA-900 masthead pre-amp £95. Spectrum Plus computer £45. Datacorder £15. Games, 9 for £5. CB 27/81 base station (Harvard) £50. Antenna £7. SWR meter £3. Hallicrafter's Sky Challenger circa 1939 working, with extension speaker and external signal meter (not working) £100 (120 volts). Realistic DX302 comms rcvr 0.01-30MHz £175 ono. Mike, 10 Doverfield Road, Brixton, London SW2 5NB. Tel: 01-671 3545

■ Belcom transceiver LS102L multimode 26-30MHz £140 cash. Tel: 01-578 7069

■ Brother HR5 printer, thermal or ribbon and interface for Spectrum £70. Philips music centre with pair Goodmans speakers £50. The following mags for sale: *Practical Wireless* 1982, 1983, 1986; *RadCom* 1980, 1981 (-3); *Maplin Electronics* Dec 1981 to Feb 1986; *Elektor* 1985 + 10. *Radio and Electronics World* 1984, 1985 + 9. £5 per 12. Gordon Jackson, 109 Culver Grove, Stanmore, Middx. Tel: 01-907 2253

■ Scarab RTTY terminal unit £30. Scarab RTTY/CW interface board for Spectrum plus Scarab RTTY/CW software Tx/Rx for Spectrum £25. Alphacom 32 thermal printer £20. Gordon Jackson, 109 Culver Grove, Stanmore, Middx. Tel: 01-907 2253

S M A L L A D S

THE SCIENTIFIC WIRE COMPANY
511 Forest Road, London E17. Telephone 01-531 1568

ENAMELLED COPPER WIRE				
SWG	1lb	8oz	4oz	2oz
8 to 34	3.63	2.09	1.10	0.88
35 to 39	3.82	2.31	1.27	0.93
40 to 43	6.00	3.20	2.25	1.61
44 to 47	8.67	5.80	3.49	2.75
48	15.96	9.58	6.38	3.69
SILVER PLATED COPPER WIRE				
14 to 30	9.09	5.20	2.93	1.97
TINNED COPPER WIRE				
14 to 30	3.97	2.41	1.39	0.94
Fluxcore				
Solder	5.90	3.25	1.82	0.94

Please add 15% VAT. Orders under £2 add 20p.
SAE for list of copper and resistance wire.
Dealer enquiries welcome.

PROFESSIONAL ELECTRONICS TECHNICIANS
Short re-training courses (3 week)
VCR SERVICING
MICROCOMPUTER SERVICING
MSC GRANT AID PAYABLE TO EMPLOYERS (ATS GRANT 50% OF FEES). UNEMPLOYED MAY BE ELIGIBLE FOR FULL JTS GRANT AID
HIGH PRACTICAL CONTENT ON ALL COURSES
Also part-time & evening courses BTEC ONC and HNC awards or professional institutions examinations.
BRITISH COMPUTER SOCIETY Part 1 (AMBCS)
ENGINEERING COUNCIL Part 1 (C.Eng.)
The LONDON ELECTRONICS COLLEGE Dept REW
Brompton Institute
Penywern Road, London SW5 9SU
Tel: 01-373 8721 PRESTEL*2115495

2 METRE COLLINEAR UVRAL X2 5/8 over 5/8
An omni directional antenna giving low angle radiation. The ideal base station vertical. Ruggedly constructed for long life.

Technical Specification

Gain	- 6 dB
Impedance	- 50 Ohms
Max Power	- 100 Watts
Length	- 3.14 metres
SWR 144 to 146Mhz	- Less than 1.5
Wind Loading	- 4.6 Kgf at 100mph
Weight	- 1.2 Kgs
Mounting Diameter	- 25mm
Termination	- Free 'N' Socket

Send cheque or postal order for **£29.95** plus **£2.50** postage to:

BUCKLEYS (UVRAL) LTD., BETA WORKS, RANGE ROAD, HYTHE, KENT CT21 6HG
Tel. No. (0303) 60127/60128

G.W.M. RADIO LTD
40/42 Portland Road, Worthing, Sussex.
Tel: 0903 34897

Constantly changing stock of interesting items for callers. Receivers, test equipment, components etc. Pye pocketfone PFITX units with battery and circuits £12 inc p&p. Pye PFI TX and RX with batteries and circuits £18 inc p&p for the pair. Pye PF70 (PF2UB) with battery and speaker/mic £35 inc p&p. Racal MA1963 HF VSWR meters 2 to 30MHz 10 to 150W power handling £27 inc p&p. Ex-navy quartz chronometers clear 7cm dial. large second hand, wood case £27 inc p&p. Tele F £12 inc p&p.

TURN YOUR SURPLUS
IC's TRANSISTORS etc. into cash, immediate settlement. We also welcome the opportunity to quote for complete factory clearance.
CONTACT:
COLES-HARDING & CO
103 South Brink, Wisbech, Cambs
TEL: 0945 584188
Est Over 10 years

JAPANESE IC's (PART OF OUR RANGE)

AN301 £3.50 AN7140 £2.20 AN7145 £1.95 AN7146 £2.20 BA532 £1.60 BA536 £2.40 HA1377 £2.20 HA1398 £2.75 HA13001 £2.95 LA4460 £1.80 LA4461 £1.80 LA4507 £4.25 LC7137 £2.75 M51515 £2.50 M51517 £2.80 MB3705 £1.80 MB3712 £1.50 MB3722 £3.50 MB3730 £2.50 MB3731 £3.50 MB3756 £2.60 MB8719 £3.85 STK461 £7.50 STK463 £8.40 TA7205AP £1.00 TA7222AP £1.30 TA7223 £3.25 TA7240 £2.95 TA7607 £2.95 TA7614 £2.75 TA7628 £2.95 TA7640 £1.75 UPC575 £1.00 UPC1001 £2.20 UPC1031 £1.95 UPC1158 95p UPC1181 £1.10 UPC1182 £1.10 UPC1185 £2.50 UPC1188 £2.75 UPC1230 £2.50 UPC1277 £2.75 UPC1365 £3.60

ADD 60p POST AND PACKING AND THEN ADD 15% VAT TO TOTAL
T POWELL 16 PADDINGTON GREEN LONDON W2 1LG
OPEN MON-FRI 10AM-5PM, SAT 9AM-12 NOON.
TELEPHONE: 01 723 9246
ACCESS/VISA. TELEPHONE ORDERS ACCEPTED OVER £5.00

BEAM VIDEO
Throughout the house on Channel 36.
Price £10.50 + P&P 50p. Phone for leaflet:
Electronic Mallorder A
62 Bridge Street, Ramsbottom
Lancs BLO 9AG
Tel: 070682-3036 (24hrs)

G4 DXX Video Electronics
For Icom, Dray, Wells, DAIWA, Datong. N934 MHz equipment, logbooks, rotators, cable, etc.
OPEN 9-5pm, Closed Wednesdays
141 Lancaster Road, Morecombe, Lancashire LA4 5JQ
Phone: (0524) 418873

ELECTROLOOM (BEDS)
Competitive rates for a reliable service including
PCB & CABLE ASSEMBLIES FULL CHASSIS WIRING SUB & FINAL ASSY WELCOMED
PLEASE CONTACT:
0525-378590
for immediate attention

Radio & Electronics
The communications and electronics magazine World

This method of advertising is available in multiples of a single column centimetres — (minimum 2cms). Copy can be changed every month.

RATES
per single column centimetre:
1 insertion £9.65, 3 — £9.15, 6 — £8.65, 12 — £7.75.

RADIO & ELECTRONICS WORLD SMALL AD ORDER FORM

TO: Radio & Electronics World · Sovereign House
Brentwood · Essex CM14 4SE · England · (0277) 219876

PLEASE RESERVE.....centimetres by.....columns

FOR A PERIOD OF 1 issue..... 3 issues..... 6 issues..... 12 issues.....

COPY enclosed..... to follow.....

PAYMENT ENCLOSED:..... £ —

CHARGE TO MY ACCOUNT.....

COMPANY

ADDRESS

SIGNATURE **TELEPHONE**.....

C P I



Telephone the advertising department on: **0277 219876** for details

RF DEVICES AT ROCK BOTTOM PRICES!

Over 30,000 RF devices at low prices
REPLACEMENT RF TRANSISTORS

MRF454 HF/SSB 80W	£20.20
MFR450 HF/SSB 50W	£12.60
MRF238 VHF/FM 25W	£12.80
2SC1969 HF/SSB 18W	£2.50
2SC2043/1307 HF 16W	£2.00
2SC1947 VHF 3.5W	£7.60
2SC1946A VHF 32W	£14.30

REPLACEMENT RF POWER MODULES

M57704/SAU3 UHF 15W	£39.00
M57712/SAV7 VHF/FM 25W	£43.60
M57713/SAV8 VHF/SSB 15W	£39.00
M57716/SAU4 UHF/SSB 15W	£52.90
M57719 VHF/PMR 15W	£39.00
M57727 VHF/SSB 38W	£52.20
M57749/SAU11 934/FM 7W	£57.50

Send £1.00 p&p and SAE for full list

RAYCOM LTD
UNIT 2 584 HAGLEY RD WEST
QUINTON BIRMINGHAM
B68 0BS
021 421 8201
(24hr answer phone)

- * MICROCOMPUTERS
- * PERIPHERALS
- * INSTRUMENTATION

For fastest, best CASH offer, phone

COMPUTER APPRECIATION
Canterbury (0227) 470512
Telex: 966134

MAXI - Q

COILS AND CHOKES
PREVIOUSLY MADE BY
DENCO SAE PRICE LIST

**8 BRUNEL UNITS, BRUNEL
ROAD, GORSE LANE IND
ESTATE, CLACTON, ESSEX
CO15 4LU.**
TEL: (0255) 424152

AGRIMOTORS

MERTON CB AND RADIO CENTRE
MERTON GARAGE AND POST OFFICE, MERTON.
Nr OAKHAMPTON, DEVON EX20 3DZ

OPEN 6 DAYS 9-6 LUNCH 1-2pm
(SUNDAYS BY APPOINTMENT)
SPECIALIST IN 934 MHZ
SUPPLIERS OF ALL 27MHz AND 934 MHZ EQUIPMENT
AMATEUR ACCESSORIES CATERED FOR
08053 200

SERVICE MANUALS

Any Music System, Mono TV £5.00
Any Amateur Radio, Colour TV £10.00
Any Video Recorder, £15.00

State Make/Model/Type with order.
LSAE enquiries

MAURITRON (REW)

8 Cherry Tree Road, Chinnor, Oxon OX9 4QY

ETESON ELECTRONICS

15B Lower Green,
Poultou-le-Fyde, Blackpool
Tel: (0253) 885107

Open: 9.30am - 12.30, 1.30 - 5.30. Closed Wed & Sun.
Electronic Component Specialists.

A wide range of electronic components, IC's, capacitors,
transistors, resistors, plugs and sockets etc.

VHF-FM BROADCAST EQUIPMENT

A special range of high quality transmitters, power amplifiers, stereo encoders, UHF repeater links, compressors, antennas. Powers 10w to 1kw. Built to high specifications at an economic price. Meets IBA & Full Broadcast specifications.

Phone now for prices and delivery:
Cyberscan International
3 Eastcote View, Pinner,
Middx HA5 1AT. Tel: 01-866 3300

Radiotelephones, Terminal Units, Test Equipment, Ex-RAF Radar and Instruments.

Forward £1.00 PO (Refundable on first purchase for list!)
Address to:

Brent Electronics & Comms
49 Seaview Street, Cleethorpes
South Humberside DN35 8EU
Tel: 0472 690383

F.J.P. FOR COMPONENTS FOR R.E.W. PROJECTS KITS ALSO AVAILABLE. SEND SAE TO:

F.J.P. KITS COMPONENTS,
2 MARKET STREET,
HEDNESFORD,
STAFFS

JAYCEE ELECTRONICS LTD

JOHN GM30PW

20 Woodside Way, Glenrothes,
Fife KY7 5DP

Tel: 0592 756962

Open: Tues-Sat 9-5



Quality secondhand equipment in stock. Full range of TRIO goodies. Jaybeam - Microwave Modules - LAR.

COUNTY GUIDE

RATES
BOXES ad sizes
20mm x 59mm single
40mm x 59mm double

Total	Ad space	3 issues	6 issues	12 issues
prepayment	single	£47.00	£88.00	£158.00
rates	double	£94.00	£176.00	£316.00

RADIO & ELECTRONICS WORLD COUNTY GUIDE ORDER FORM

TO: Radio & Electronics World · Sovereign House · Brentwood · Essex
CM14 4SE · England · (0277) 219876

print your copy here

.....
.....
.....
.....

NUMBER OF INSERTIONS REQUIRED

Single County Guide 3 £47.00... 6 £88.00... 12 £158.00...
Double County Guide 3 £94.00... 6 £176.00... 12 £316.00...

PAYMENT ENCLOSED

£ —

Cheques should be made payable to Radio and Electronics World. Overseas payments by International Money Order

Conditions — Payment must be sent with order form. No copy changes allowed. Ads accepted subject to our standard conditions, available on request.

Registered No 2307667 (England)

C P I | | | | | | | | | |

ADVERTISERS INDEX

Aerial Techniques.....	51	Keytronics	19
Barrie Electronics.....	46	Matmos & Computer App	15
Bi-Pak.....	11	Brian Reed	51
J Bull.....	67	Riscomp	10
Bunacamp	38	Sherwood Data System	42
Comex Systems	23	Smith Elec	49
SRW Communications	49	Specialist Semi-Conductors	33
P M Components	6, 7	Stewart of Reading	18
Cricklewood	43	C R Supply	38
Display Electronics.....	58, 59	Swindon Rally.....	18
Edwardschild	23	Technical Software	26
Exchange Resources	38	Telecomms.....	68
Harrison Electronics	18	West London Communications	39
Hart Electronics	43	Wilmslow Audio.....	38
Icom.....	34, 35	R Withers	2
ILEA.....	23		

Radio & Electronics

The communications and electronics magazine **World**

ADVERTISING RATES & INFORMATION

DISPLAY AD RATES		series rates for consecutive insertions			
depth mm x width mm	ad space	1 issue	3 issues	6 issues	12 issues
61 x 90	1/8 page	£91.00	£86.00	£82.00	£73.00
128 x 90 or 61 x 186	1/4 page	£160.00	£150.00	£145.00	£125.00
128 x 186 or 263 x 90	1/2 page	£305.00	£290.00	£275.00	£245.00
263 x 186	1 page	£590.00	£560.00	£530.00	£475.00
263 x 394	double page	£1140.00	£1070.00	£1020.00	£910.00

COLOUR AD RATES		colour rates exclude cost of separations	series rates for consecutive insertions		
depth mm x width mm	ad space	1 issue	3 issues	6 issues	12 issues
128 x 186 or 263 x 90	1/2 page	£420.00	£395.00	£375.00	£335.00
297 x 210	1 page	£810.00	£760.00	£730.00	£650.00

SPECIAL POSITIONS	Covers: Bleed: Facing Matter:	Outside back cover 20% extra, inside covers 10% extra 10% extra [Bleed area = 307 x 220] 15% extra
-------------------	-------------------------------------	--

DEADLINES		*Dates affected by public holidays			
issue	colour & mono proof ad	mono no proof and small ad	mono artwork	on sale thurs	
Apr 87.....	12 Feb 87.....	18 Feb 87.....	20 Feb 87.....	12 Mar 87.....	
May 87.....	12 Mar 87.....	18 Mar 87.....	20 Mar 87.....	9 Apr 87.....	
Jun 87.....	16 Apr 87.....	22 Apr 87.....	24 Apr 87.....	14 May 87.....	
July 87.....	14 May 87.....	20 May 87.....	22 May 87.....	4 Jun 87.....	

CONDITIONS & INFORMATION		
<p>SERIES RATES Series rates also apply when larger or additional space to that initially booked is taken. An ad of at least the minimum space must appear in consecutive issues to qualify for series rates. Previous copy will automatically be repeated if no further copy is received. A 'hold ad' is acceptable for maintaining your series rate contract. This will automatically be inserted if no further copy is received. Display Ad and Small Ad series rate contracts are not interchangeable.</p>	<p>If series rate contract is cancelled, the advertiser will be liable to pay the unearned series discount already taken.</p> <p>COPY Except for County Guides copy may be changed monthly. No additional charges for typesetting or illustrations (except for colour separations). For illustrations just send photograph or artwork. Colour Ad rates do not include the cost of separations.</p>	<p>Printed — web-offset PAYMENT Above rates exclude VAT. All single insertion ads are accepted on a pre-payment basis only, unless an account is held. Accounts will be opened for series rate advertisers subject to satisfactory credit references. Accounts are strictly net and must be settled by publication date.</p> <p>FOR FURTHER INFORMATION CONTACT Radio & Electronics World, Sovereign House, Brentwood, Essex CM14 4SE. (0277) 219876</p> <p>Overseas payments by International Money Order. Commission to approved advertising agencies is 10%.</p> <p>CONDITIONS 10% discount if advertising in both Radio & Electronics World and Amateur Radio. A voucher copy will be sent to Display and Colour advertisers only. Ads accepted subject to our standard conditions, available on request.</p>



£1 BAKERS DOZEN PACKS

Price per pack is £1.00.* Order 12 you may choose another free. Items marked (sh) are not new but guaranteed ok

- 1 5-13 amp ring main junction boxes
- 2 5-13 amp ring main spur boxes
- 4 Surface mounting
- 5 electrical switches, white flush mounting
- 7 4-in flex ring switches with neon
- 9 2-mains transformers with 6V 1A secondaries
- 10 2-mains transformers with 12V 1A secondaries
- 11 1-extension speaker cabinet for 6 1/2" speaker
- 12 12-glass reed switches
- 17 2-ultrasonic transmitters and 2 receivers with circuit
- 19 2-light dependent resistors
- 25 4-wafer switches - 6p 2 way, 4p 3 way, 2p 6 way, 2p 5 way, 1p 12 way small one hold fixing and good length 1/2 spindle your choice
- 28 1-6 digit counter mains voltage
- 30 2-Nicad battery chargers
- 31 1-key switch with key
- 33 2-aerosol cans of ICI Dry Lubricant
- 34 96-1 metre lengths colour-coded connecting wire
- 39 1-long and medium wave tuner kit
- 41 8-rocker switch 10 amp mains SPST
- 45 1-24 hour time switch mains operated (s.h.)
- 49 10-neon valves - make good night lights
- 50 2-12V DC or 24V AC, 3 CD relays
- 51 1-12V 2 CD miniature relay very sensitive
- 52 1-12V 4 CD miniature relay
- 54 10-rows of 32 gold plated IC sockets (total 320 sockets)
- 55 1-locking mechanism with 2 keys
- 56 1-miniature unselector with circuit for electric jigsaw puzzle
- 60 5-Territe rods 4" x 5/16" diameter aenals
- 61 4-ferrite slab aenals with L & M wave coils
- 63 1-Mullard thyristor trigger module
- 67 1-magnetic brake - stops rotation instantly
- 66 1-low pressure 3 level switch can be mouth operated
- 69 2-25 watt pots 8 ohm
- 70 2-25 watt pots 1000 ohm
- 71 4-wire wound pots - 18, 33, 50 and 100 ohm your choice
- 77 1-time reminder adjustable 1-60 mins clockwork
- 85 1-mains shaded pole motor 3/4" stack - 1/2 shaft
- 89 1-mains motor with gear box 1 rev per 24 hours
- 91 2-mains motors with gear box 16 rpm
- 96 1-thermostat for fridge
- 98 1-motorised push switch (s.h.)
- 101 1-2 1/2 hours delay switch
- 103 1-mains power supply unit - 6V DC
- 104 1-mains power supply unit - 4 1/2 V DC
- 107 1-5" speaker size radio cabinet with handle
- 112 1-heating pad 200 watts mains
- 114 1-1W amplifier Mullard 1172
- 115 1-wall mounting thermostat 24V
- 118 1-teak effect extension 5" speaker cabinet
- 120 2-p.c. boards with 2 amp full wave and 17 other recs
- 121 4-push push switches for table lamps etc.
- 122 10-mtrs twin screened flex white p.v.c. outer
- 124 25-clear plastic lenses 1 1/2" diameter
- 127 4-pilot bulb lamp metal clip on diameter
- 128 10-very fine drills for pcbs etc.
- 129 4-extra thin screw drivers for instruments
- 132 2-plastic boxes with windows, ideal for interrupted beam switch
- 134 10-model aircraft motor - require no on/off switch, just spin to start
- 137 1-6 1/2" 4 ohm 10 watt speaker
- 142 10-4 BA spanners 1 end open, other end closed
- 145 2-4 reed relay kits 3V coil normally open or c/o if magnets added
- 146 20-pilot bulbs 6 V 5 1/4 Philips
- 154 1-12V drip proof relay - ideal for car jobs
- 155 3-varicap push button tuners with knobs
- 169 4-short wave air spaced trimmers 2-30f
- 172 10-12V 6W bulbs Philips m.e.s.
- 178 3-oblong amber indicators with nipples 12V
- 180 6-round amber indicators with neon 240V
- 181 100-p.v.c. grommets 1/2 hole size
- 182 1-short wave tuning condenser 50 pf with 1/2" spindle
- 184 1-three gang tuning condenser each section 500 pf with trimmers and good length 1/2" spindle
- 188 1-plastic box sloping metal front, 16 x 95mm average depth 45mm
- 193 6-5 amp 3 pin flush sockets brown
- 195 5-B.C. lampholders brown bakelite threaded entry
- 197 1-in flex simmerstat for electric blanket soldering iron etc.
- 196 2-thermostats, spindle setting - adjustable range for ovens etc
- 199 1-mains operated solenoid with plunger 1" travel
- 200 1-10 digit switch pad for telephones etc.
- 201 8-computer keyboard switches with knobs, pcb or vero mounting
- 206 20-mtrs 80 ohm, standard type co-ax off white
- 211 1-electric clock mains driven, always right time - not cased
- 216 1-stereo pre-amp Mullard EP9001
- 232 2-12V solenoids, small with plunger
- 236 1-mains transformer 5V 1 amp secondary C core construction
- 241 1-car door speaker (very flat) 6 1/2" 15 ohm made for Radiomobile
- 243 2-speakers 6" x 4" 4 ohm 5 watt made for Radiomobile
- 244 2-speakers 6" x 4" 16 ohm 5 watt made for Radiomobile
- 244 1-mains motor with gear-box very small, toothed output 1 rpm
- 245 4-standard size pots, 1/2 meg with dc switch
- 249 1-13A switched socket on double plate with fused spur
- 266 2-mains transformers 9V 1/2 A secondary
- 267 1-mains transformers 15V 1A secondary p.c.b. mounting
- 291 1-ten turns 3 watt pot 1/2" spindle 100 ohm
- 296 3-car cigar lighter socket plugs
- 298 2-15 amp round pin plugs brown bakelite
- 300 1-mains solenoid with plunger compact type
- 301 10-ceramic magnets Mullard 1" x 3/8 x 5/16
- 303 1-12 pole 3 way ceramic wave charge switch
- 305 1-tubular dynamic microphone with desk rest
- 308 1-T.V. turret tuner (black & white T.V.)
- 310 2-oven thermostats
- 313 5-sub miniature micro switches
- 314 1-12" B watt min fluorescent tube white
- 315 1-6" 4 watt min fluorescent tube white
- 316 1-round pin kettle plug with moulded on lead
- 453 2-2 1/2 in. 80ohm loudspeakers
- 454 2-2 1/2 in. 80hm loudspeakers

FROZEN PIPES Can be avoided by winding our heating cable around them, 15 mtrs connected to mains cost only about 10p per week to run. Hundreds of other uses as it is waterproof and very flexible. Resistance 60ohms/metre. Price 28p/metre or 15m for £3.95.

CAR STARTER/CHARGER KIT

Flat Battery! Don't worry you will start your car in a few minutes with this unit - 250 watt transformer 20 amp rectifiers, case and all parts with data £17.50 post £2



Ex-Electricity Board
Guaranteed 12 months.

SOUND TO LIGHT UNIT



Complete kit of parts of a three channel sound to light unit controlling over 2000 watts of lighting. Use this at home if you wish but it is plenty rugged enough for disco work. The unit is housed in an attractive two tone metal case and has controls for each channel, and a master on/off. The audio input and output are by 1/2" sockets and three panel mounting fuse holders provide thyristor protection. A four pin plug and socket facilitate ease of connecting lamps. Special price is £14.95 in kit form.

12 volt MOTOR BY SMITHS

Made for use in cars, etc. these are very powerful and easily reversible. Size 3 1/2" long by 3" dia. They have a good length of 1" spindle -
1/10 hp £3.45
1/8 hp £5.75, 1/6 hp £7.50

25A ELECTRICAL PROGRAMMER

Learn in your sleep. Have radio playing and kettle boiling as you wake - switch on lights to ward off intruders - have a warm house to come home to. You can do all these and more. By a famous maker with 25 amp on/off switch. A beautiful unit at £2.50

THIS MONTH'S SNIP

BENCH ISOLATION TRANSFORMER. Toroidal wound 400 watt but very compact. Has a separate 10V winding which can be added or subtracted to give fine voltage control. Normally £40, our price £10 plus £2 post, ref 10P9.

TANGENTIAL BLOWER HEATERS

We can supply:
1-2KW - quite definitely the smallest tangential blow heater we have ever had, measuring approx. 6 x 6 x 4. This could be just the thing for a small bedroom or to fit under desk or table if you suffer from cold legs. In addition to normal heating functions it put into a simple enclosure this could be a pipe unfreezer (much safer than a blow lamp) possibly even a paint stripper, hair dryer or hand dryer. Price is £5, plus £1 post, ref 5P23.
2-5KW - width approx. 8" (plus motor), elements made up of two 1-2kw sections, so with switch supplied you can have 2kw, 1kw or cold blow. Over heat cut-out eliminates fire risk should fan stop or air flow be impeded. Fan blades are metal. Price £5 plus £1.50 post, ref 5P62.
3KW - width approx. 13" plus motor, element made up of 1kw and 2kw section, supplied with 4 section rocker switch, allowing 3kw, 2kw, 1kw and cold blow. Price £6.95 plus £2.00 post.
2KW D.I.Y. SPECIAL - if you want a really cheap tangential heater, this is your opportunity, made for 115v mains, to use it on 230v. Simply join elements in series, needs only simple on/off switch, as you will only have one heat level 2kw and no cold blow. Price £2 plus £1 post, ref 2P66.
VERY LOW RUNNING COST - only a 300w element. So would cost only approx. 1 1/2 p per hour to run. Should be enough for an airing cupboard or a hot box for seed germination. Might even be enough to keep a damp corner dry. Normal construction approx. 4 1/2" plus motor wide. Price £5 plus £1 post, ref 5P78.
500W-115V TRANSFORMER to isolate you or yours from mains to earth shock dangers. We are able to offer these transformers at less than the price of an auto transformer. Our price for the 500w mains to 115v isolation transformer is £10 plus £5 post, ref 10P6.
RESIN CURED FILLER/BUILDUP/STICKER made by the famous Hols company, suitable for repairs to other materials but also to sinks and wash basins, water tanks, drain pipes and gutters, tiles, roofing holes in walls and concrete, repairing cracks in gates, window frames, etc. It is weather resistant and adheres well to metals, wood, concrete and some plastics. Special bargain price 2 large tubes for £1, ref 8D464.
STEPPER MOTOR. By American Philips corporation. Step angle 7.5°. Coil resistance 27 ohms. Operating volts 10-14. Size approx. 2 1/2" dia by 1 1/2" deep on a square mounting plate. This is in fact two bi-directional motors with P.M. rotors. Applying correct pulse speed at a 7-5 step angle of spindle. Number of steps through which it rotates and a speed at which it rotates is determined by the applied impulses. Properly used this provides an ideal method of speed and position control. Brand new and unused price £5, ref 5P61.
BIG GLASS FIBRE SHEETS. Virtually unbreakable, size 4' x 3' approx. Flat, approx. 1/16" thick. Intended for pcbs but ideal for repair cars, car port, greenhouse etc. £2 each, Minimum quantity we can despatch is 10. Carriage cost £6.50 per 10. £8.50 for 15.

IONISER KIT
Refresh your home, office, shop, work room, etc. with a negative ION generator. Makes you feel better and work harder - a complete mains operated kit, case included. £11.95 plus £2.00 post.

TELEPHONE BITS
Master socket (has surge arrester - ringing condenser etc) and takes B.T. plug £3.95
Extension socket £2.95
Dual adaptors (2 from one socket) £3.95
Cord terminating with B.T. plug 3 metres £2.95
Kit for converting old entry terminal box to new B.T. master socket, complete with 4 core cable, cable clips and 2 BT extension sockets £11.50
100 mtrs 4 core telephone cable £8.50

MINI MONO AMP on p.c.b. size 4" x 2" (app.)
Fitted volume control and a hole for a tone control should you require it. The amplifier has three transistors and we estimate the output to be 3W rms.
More technical data will be included with the amp. Brand new, perfect condition, offered at the very low price of £1.15 each, or 13 for £12.00

J & N BULL ELECTRICAL

Dept RE, 250 PORTLAND ROAD, HOVE, BRIGHTON, SUSSEX BN3 5QT

MAIL ORDER TERMS: Cash, P.O. or cheque with order. Orders under £20 add £1 service charge. Monthly account orders accepted from schools and public companies. Access & B/card orders accepted. Brighton 0273 734648. Bulk orders: write for quote

£2 POUNDERS*

- 2P2 - Wall mounting thermostat, high precision with mercury switch and thermometer
- 2P3 - Variable and reversible 8-12v psu for model control
- 2P4 - 24 volt psu with separate channels for stereo made for Mullard UNILEX
- 2P6 - 100W mains to 115V auto-transformer with voltage tappings
- 2P8 - Mains motor with gear box and variable speed selector. Series wound so suitable for further speed control
- 2P9 - Time and set switch. Boxed, glass fronted and with knobs. Controls up to 15 amps. Ideal to program electric heaters
- 2P10 - 12 volt 5 amp mains transformer
- 2P12 - Disk or Tape precision motor - has balanced rotor and is reversible 230v mains operated 1500 rpm
- 2P14 - Mug Stop kit - when thrown emits piercing squawk
- 2P15 - Interrupted Beam kit for burglar alarms, counters, etc.
- 2P17 - 2 rev pr minute mains driven motor, ideal to operate mirror ball
- 2P18 - Liquid/gas shut off valve mains solenoid operated
- 2P19 - Disco switch-motor drives 6 or more 10 amp change over micro switches supplied ready for mains operation
- 2P20 - 20 metres extension lead, 2 core - ideal most Black and Decker garden tools etc
- 2P21 - 10 watt amplifier, Mullard module reference 1173
- 2P22 - Motor driven switch 20 secs on or off after push
- 2P26 - Counter resettable mains operated 3 digit
- 2P27 - Goodmans Speaker 6 inch round 8ohm 12 watt
- 2P28 - Drill Pump - always useful couples to any make portable drill
- 2P31 - 4 metres 98 way interconnecting wire easy to strip
- 2P32 - Hot Wire amp meter - 4 1/2 round surface mounting 0-10A - old but working and definitely a bit of history
- 2P34 - Solenoid Air Valve mains operated
- 2P38 - 200 R.P.M. Geared Mains Motor 1" stack quite powerful, definitely large enough to drive a rotating aerial or a tumbler for polishing stones etc
- 2P43 - Small type blower or extractor fan, motor inset so very compact, 230V
- 2P46 - Our famous drill control kit complete and with prepared case.
- 2P49 - Fire Alarm break glass switch in heavy cast case
- 2P51 - Stereo amplifier, 3w per channel
- 2P55 - Mains motor, extra powerful has 1 1/2" stack and good length of spindle
- 2P62 - 1 pair Goodmans 15 ohm speakers for Unilux
- 2P64 - 1 five bladed fan 6 1/2" with mains motor
- 2P66 - 1 2Kw tangential heater 115v easily convertible to 230V
- 2P67 - 1 12v-0-12v 2 amp mains transformer
- 2P68 - 1 15v-0-15v 2 amp mains transformer
- 2P69 - 1 250v-0-250v 60 mA & 86.3v 5A mains transformer + 50p post
- 2P70 - 1 E.M.I. tape motor two speed and reversible
- 2P72 - 1 115v Muffin fan 4" x 4" approx. (s.h.)
- 2P75 - 1 2 hour timer, plugs into 13A socket
- 2P82 - 9v-0-9v 2 amp mains transformer
- 2P84 - Modem board with press keys for telephone redialler
- 2P85 - 20v-0-20v 1A Mains transformer
- 2P88 - Sangamo 24 hr time switch 20 amp (s.h.)
- 2P89 - 120 min. time switch with knob
- 2P90 - 90 min. time switch with edgewise engraved controller
- 2P94 - Telephone handset for EE home telephone circuit
- 2P95 - 13A socket on satin chrome plate
- 2P97 - mains transformer 24V 2A upright mounting
- 2P98 - 20M 4 core telephone cable, white outer
- 2P99 - 500 handspan pin type staples for telephone cable
- 2P101 - 15V mains transformer 4A upright mounting
- 2P105 - capillary type thermostat for air temperature with c/o switch
- 2P108 - mains motor with gear box giving 110rpm
- 2P109 - 5" wide black adhesive pvc tape 33m, add £1 post if not collecting

OVER 400 GIFTS YOU CAN CHOOSE FROM

There is a total of over 400 packs in our Baker's dozen range and you become entitled to a free gift with each dozen pounds you spend on these packs.

A classified list of these packs and our latest "News Letter" will be enclosed with your goods, and you will automatically receive our next news letters.




£5 POUNDERS*

- 5P1 12 volt submersible pump complete with a tap and valve, an ideal caravan unit
- 5P2 Sound to light kit complete in case suitable for up to 750 watts
- 5P3 Silent sentinel ultra sonic transmitter and receive kit, complete.
- 5P6 12V alarm bell with heavy 6" gong, suitable for outside if protected from direct rainfall. Ex GPO but in perfect order.
- 5P12 Equipment cooling fan - mini small type mains operated.
- 5P13 Ping pong ball blower - or for any job that requires a powerful stream of air - ex computer. Collect or add £2 post.
- 5P15 Unselector 4 pole, 25 way 50 volt coil
- 5P18 -motor driven water pump as fitted to many washing machines
- 5P20 -2 kits, matchbox size, surveillance transmitter and FM receiver
- 5P23 -miniature (appr. 2 1/2" wide) tangential blow heater, 1-2kw
- 5P24 - 3 hp motor, ex computer, 230V, mains operation 1450rpm. If not collect add £3 post
- 5P25 -special effects lighting switch. Up to 6 channels of lamps can be on or off for varying time periods
- 5P27 -cartridge player 12V, has high quality stereo amplifier
- 5P28 -gear pump, mains motor driven with inlet and outlet pipe connectors
- 5P32 -large mains operated push or pull solenoid. Heavy so add £1.50 post
- 5P34 -24V 5A toroidal mains transformer
- 5P35 -modem board from telephone auto dialler, complete with keypad and all ICs
- 5P37 -24 hour time switch, 2 on/off's and clockwork reserve, ex Elec. Board loading up to 50A. Add £1 post
- 5P41 -5" extractor fan, very quiet runner (s.h.), gntd 12 mths.
- 5P48 -telephone extension bell in black case, ex-GPO
- 5P51 -200W auto transformer 230V to 115V toroidal
- 5P52 -mains transformer 26V 10A upright mounting, add £2 post
- 5P54 -mains motor with gear box, final speed 5rpm
- 5P58 -Amstrad stereo tuner FM and LM and S AM
- 5P60 -DC Muffin type fan 18 to 27V, only 3W
- 5P61 -drill pump mounted on frame, coupled to mains motor
- 5P62 -2 1/2 kw tangential blow heater, add £1.50 post if not collecting
- 5P73C high pressure mains operated gas or water valve with tube connection suitable soldering
- 5P74 6rpm 60W mains motor and gearbox with instant stop
- 5P79 30rpm 80 watt mains driven motor with gearbox
- 5P82 1 25rpm mains 60w motor with gearbox
- 5P84 1 delay time switch, adjust 0-20 seconds
- 7P1 1 instant heat solder gun -mains with renewable tip and job light
- 10P10 1 9" extractor fan 115V so supplied with adaptor

LIGHT CHASER KIT motor driven switch bank with connection diagram, used in connection with 4 sets of xmas lights makes a very eye catching display for home, shop or disco, only £5 ref 5P56.

NEVADA AMATEUR PRODUCTS

HIGH QUALITY BRITISH MADE
HIGH POWER VARIABLE CAPACITORS



IDEAL FOR ATU's OR AMPLIFIERS UP TO 3KW

TC500 Variable capacitor
CAPACITY:- 26-500 pF
VOLTAGE:- 78kV Max
SIZE:- 101 x 105 x 165mm
AIR GAP:- 2mm

£28
plus £2 p&p

TC250 Variable capacitor
CAPACITY:- 13-250 pF
VOLTAGE:- 78kV Max
SIZE:- 101 x 105 x 88mm
AIR GAP:- 2mm

19.95
plus £1 p&p

SCANNING RECEIVERS

C.T.E. DISCONE WIDEBAND ANTENNA

RECEIVE 70-700 MHz
TRANSMIT 70-500MHz
MAX POWER 500W
GAIN 3.5dB

WIDEBAND DISCONE RECEIVING ANTENNA
(3 Element) 70-500MHz



£24.95

NEW BEARCAT H/HELD SCANNING RX. MODEL 100XL

Receives 8 bands plus aircraft band 16 Channels, priority keyboard lock and lighted display.
66-88 MHz 118-174 MHz 406-512 MHz



£229

BEARCAT 175XL

Base receiver covers:-
66-88MHz
118-174MHz
406-512MHz
with 16 channel memory/scan



£209

BEARCAT DX1000 COMMUNICATIONS RECEIVER



Direct access communications 10KHz-30MHz with 10 channel micro-processor controlled memory.

£379

CB £1
AMATEUR £1
934 MHz £1

Each catalogue is packed full of info. and includes a £2 voucher.

29 MHz BASE ANTENNAS

NEVADA TC52 1/2 WAVE

This top class half wave uses high grade aluminium and a low loss coil handling up to 1 KW.
WIND RESISTANCE:-75 MPH
GAIN:- 2.5 dB
FREQ:- 28-30MHz
plus £4 p&p

£19.95

NEVADA TC58 5/8 WAVE

Using high grade aluminium and a low loss coil complete with small radials this antenna is our most popular amongst the 29MHz fraternity.
POWER:- 1KW
GAIN:- 3.5 dB
FREQ:- 28-30MHz
LENGTH:- 66 MTRS
plus £4 p&p

£29.75

SALUT 3/4 WAVE

Using a unique base hoop this antenna offers exceptional ground wave coverage on 10 FM
POWER:- 2kW
GAIN:- 4.5 dB
FREQ:- 28-30MHz
LENGTH:- 9.1 MTRS
plus £4 p&p

£59



2 MTR EQUIPMENT

2 MTR HANDHELD

CT1600 A superbly sensitive new handheld covering 142-149MHz
● Repeater shift
● High/low power 1.5/0.5 Watt
● Thumbwheel selector
Each set supplied C/W re-chargable battery pack and free mains charger unit.

£179



VHF MOBILE AMP

B110 144MHz 110 Watt W/Pre Amp. ... £169
B42 144MHz 40 Watt £64.66
LA05435 144MHz 45 Watt £69.75

Full range of 144 MHz mobile amplifiers in stock see our Ham Catalogue.

RF AMPLIFIERS

All amplifiers except broadband models are tuned for 29.6MHz centre freq. Should you require a lower freq. i.e. 28.5MHz please state when ordering. Export models available for 26-30MHz.

MOBILE AMPLIFIERS C.T.E. MOD 767

76 Watts FM
INPUT:- 05-10 Watts
SWITCHABLE:- Class AB, Class C
SUPPLY:- 13.8 Volt
REMOTE CONTROL FACILITY



£49.90

C.T.E. MOD 737 50W FM AM/SSB/CW £44.76
C.T.E. MOD 767 80W FM AM/SSB/CW £49.90
C.T.E. MOD 757 150W FM Broadband £22.23
ZETAGI B35 25W FM 26-30MHz £49.96
ZETAGI B150 70W FM 26-30MHz £136.00
ZETAGI B300 150W FM (2-30MHz) £23.75
NEVADA TC35 30W FM 26-30MHz

MAINS OPERATED AMPLIFIERS

C.T.E. DC9 Solid State 150W FM (Broadband) £199.31
ZETAGI B132 150W FM Solid State (Broadband) £119.00

TEST EQUIPMENT

ZETAGI DL150 RF DUMMY LOAD AND POWER METER

A very accurate unit for the service dept. or discerning enthusiast.
FREQ:- 0.5MHz-500MHz
POWER:- 150 Watt Max in 3 ranges 0-3, 0-15, 0-150W.


£85.19



ZETAGI 500 SWR AND POWER METER

For the enthusiast who wants the very best. A twin meter unit with push button control for either 75 OHM or 50 OHM cable.
FREQ:- 3-200MHz
POWER:- Up to 2kW

£41.46



FD 1350 1.3GHz FREQUENCY COUNTER

FREQ:- 10Hz-1.35GHz
SENSITIVITY:- 43mV at 1GHz
DISPLAY:- 8 Digit
SUPPLY:- 9-12 Volt DC.

£139.53



NEVADA

HIGH QUALITY BRITISH MADE 29MHz FM PRODUCTS

NEVADA TC35 DX

R.F. POWER AMP. WITH HARMONIC FILTER

INPUT:- 1-4 Watts
OUTPUT:- 25-30 Watts
SUPPLY:- 13.8V DC
FREQ:- 26-30 MHz

Can be centred on 29.6 MHz or 28.5 MHz (state which). A new top quality amp, which now features harmonic filter to reduce harmonic O/P



£23.75

NEVADA TC27 RX

RECEIVER PRE-AMP FOR 26-30MHz

A superior low noise pre-amplifier for 29MHz FM operation. Variable gain - 6dB's to +18dB's suitable for use with transceivers up to 25 Watts output



£22.34

TELECOMMS

HOTLINE (24 HOURS)

0705 662145

189 LONDON ROAD, PORTSMOUTH, HANTS, PO2 9AE, TELEX 869107 TELCOM G

USE YOUR CREDIT CARD (AMERICAN EXPRESS ACCESS OR VISA) FOR IMMEDIATE DESPATCH

TRADE ENQUIRIES WELCOME.