


# practical Wireless

## Propagation Special



- Meteor Scatter**  
Ian Poole G3YWX Looks At This Fascinating Mode
- Feature**  
Spread Spectrum - Communications Of The Future?
- Antenna Workshop**  
Build A Rotatable Mast
- Valve & Vintage**  
For The Valved Equipment Enthusiast

### Reviewed This Month

**Yaesu's FT-530**  
Go Anywhere  
Hand-held  
Dual-Bander  
With The  
Smart Mic



**Plus**  
QSOs In French  
Packet Panorama  
And Much More



# S M C

South Midlands Communications Ltd, S.M. House, School Close, Chandlers Ford Ind. Est., Eastleigh, Hants SO5 3BY

## FT530 DUALBAND HANDHELD



- VHF/UHF Handheld
- Dual reception on same or different bands
- Rx Frequency coverage: 144-146, 430-440 MHz Expandable to 110-180, 300-500, 800-950 MHz
- AM Capability
- Built-in CTCSS & DTMF Encode/Decode
- Full Duplex Crossband operation
- Built in VOX for "Hands Free" operation
- Programmable clock with TIMER/ALARM functions
- Enhanced save function for extended NiCad life
- MH29A.2B Speaker/Microphone c/w LCD frequency display and most used keypad function buttons.
- Supplied with FNB28 NiCad & charger.

**TRY ONE TODAY -  
WE KNOW YOU'LL LIKE IT !!!**

## SECONDHAND SELECTION

### HF EQUIPMENT

FT102	HF transceiver	£425.00	AX
IC726	HF transceiver	£699.00	AX
IC735	HF transceiver	£750.00	AX
IC2KL	HF linear	£1099.00	AX
FT757GX	HF transceiver	3 from £595.00	AX/PX
FT901DE	HF transceiver	£439.00	AX
FT902DM	HF transceiver	£549.00	RX
FT980	HF transceiver	£895.00	CX
FTONE	HF transceiver	2 from £850.00	CX/RX
TS120S	HF transceiver	£299.00	AX
TS120S	HF transceiver + Ext VFO	£340.00	AX
TS140S	HF transceiver	£650.00	CX
TS450SAT	HF transceiver	£1099.00	AX
TS680S	HF + 6m	£799.00	AX
TS940S	HF transceiver	£1495.00	PX
FT101ZD	HF transceiver 2 from	£450.00	RX
FT102	HF transceiver 5 from	£495.00	RX
FT650	24/28/50MHz c/w PSU	£1295.00	RX
CORSAIR	HF transceiver	£725.00	RX
TS440S	HF transceiver	£750.00	RX
TS450SAT	HF transceiver	£1095.00	RX
TS530S	HF transceiver	£525.00	RX
TS930	HF transceiver	£895.00	RX
TS930S	HF transceiver	£895.00	RX
TS940S	HF transceiver	£1350.00	AX
FT101Z	HF transceiver	£449.00	PX
FT107M	HF transceiver 12VD	£475.00	PX
FT980	HF transceiver	5 from £895.00	PX
FTONE	HF transceiver	£895.00	PX
HL2K	HF linear	£1450.00	PX
HT120	20m transceiver	£289.00	PX
HT180	80m transceiver	£289.00	PX

### VHF/UHF EQUIPMENT

ALR222	Transceiver	£160.00	AX
FT208R	Handheld	£130.00	AX
FT736R	Transceiver 2/70 + 6m	£1299.00	PX
FT736R	Transceiver + 6m	£1395.00	AX
IC2SRE	Transceiver handheld	£299.00	AX
IC2GE	Transceiver handheld	£169.00	AX
KT44	Handheld	£125.00	AX
TR9500	Transceiver	£325.00	AX
C5608D	Transceiver	£500.00	AX
FT290R	2m multimode	£310.00	LX
FT703R (3)	70cms handheld 2.5w	£135.00	LX
FT727	2/70 handheld	£260.00	RX
FT727	2/70 handheld	£276.00	CX
FT73R	70cms handheld	£175.00	AX
FT790R	70sms handheld	£269.00	AX
IC211E	2m Base station 10W	£349.00	AX
IC271E	2m Base station 25W	£395.00	CX
IC271H	2m Base station 100W	£650.00	AX
TH205E	2m handheld	£175.00	CX
TS790E	2/70 multimode	£1250.00	LX
TS811E	70cms Base station	£650.00	AX
FT690R2	6m multimode	£389.00	BX
C500	2m/70cm handheld	£150.00	RX
FT203R	2m handheld	£145.00	RX
IC25E	2m mobile	£155.00	RX
FT211RH	2m mobile	£299.00	PX
FT290R2	2m multimode	£239.00	PX
FT790R2	70cms multimode	£425.00	PX
FT811	70cms handheld	£239.00	PX
FT203R	2m handheld	£110.00	AX

### RECEIVERS/SCANNERS

MX7000	Scanner	£149.00	AX
PRO2005	Scanner	£100.00	AX
PRO2006	Scanner	£299.00	AX
PRO37	Scanner	£115.00	AX
PRO80	Receiver/Scanner	£158.63	AX
R2000	Receiver	£369.00	AX
R532	Receiver	£125.00	AX
SW1E	Receiver	£115.00	AX
AR1500E	Scanner	£249.00	AX
AR2001	Scanner	£125.00	AX
200XLT	Scanner	£99.99	AX
AR2002	Scanner	£275.00	RX
ICR7100	Receiver + HF	£999.00	AX
FR101	Receiver Ham Band + 2m + 6m	£160.00	PX
FRG7700	HF Receiver	£299.00	AX
FRG8800	HF Receiver	£439.00	AX
HF225	HF Receiver	£279.00	BX
SRG8600SDX	HF Receiver	£325.00	AX
ICR100	Scanner	£380.00	LX
2C	Amateur Band Rx	£135.00	RX
D2999	Multiband Rx	£195.00	RX
AIR 7	HF + VHF RX	£140.00	RX
FRG7000	HF Receiver	£155.00	RX
ICF2001D	Receiver	£179.00	AX
ICF7600	Receiver	£119.00	AX
PRO80	Handheld Receiver	£220.00	RX
ICR1	Handheld Scanner	£255.00	RX
R2000	HF Rx + VHF Converter	£475.00	RX
AIR7	Airband + B/cast RX	£169.00	PX
AR3000	Scanner	£599.00	RX
FRG9600	Scanner	£439.00	PX
HF225	Receiver	£389.00	PX
HX850E	Scanner	£99.95	PX
AR2001	Base Scanner	£175.00	RX

AX = ARE, LONDON BX = SMC, BIRMINGHAM CX = SMC, CHESTERFIELD LX = SMC, LEEDS PX = SMC, SOUTHAMPTON (HQ) RX = REG WARD, AXMINSTER

■ Prices and availability subject to change without prior notice. ■ Carriage charged on all items as indicated or by quotation.

■ Free Finance on selected items, subject to status. Details available on request. ■ Yaesu Distributor Warranty, 12 months parts and labour.

■ Up to £1000 instant credit, a quotation in writing is available on request, subject to status. ■ Same day despatch wherever possible.

**HQ & Mail Order Southampton (0703) 255111 Leeds (0532) 350606**  
**Birmingham 021-327 1497 Axminster (0297) 34918 Chesterfield (0246) 453340**

# practical Wireless

APRIL 1993 (ON SALE MARCH 11)  
VOL. 69 NO. 4  
ISSUE 1033

NEXT ISSUE (MAY)  
ON SALE APRIL 8

## APRIL 1993 CONTENTS

### 21 Propagation Logging - It's Easier Than You Think

Tony Hopwood describes a simple logging system to help you get that DX



### 24 Review - The Yaesu FT-530 Dual-Band Hand-Held Transceiver

Richard Newton GORSN tries out a compact hand-held, and an optional microphone unit with a frequency display

### 28 Meteor Scatter - The Basics

Ian Poole G3YWX looks into the fascinating world of meteor scatter operation, and invites us to join in

### 33 Antenna Workshop - A Rotatable Fold-Over Mast

Peter Dodd G3LDO describes how to build an inexpensive mast

### 36 Basic QSOs In French Part 1

Gareth Roberts GW4JXN tells you how to hold a simple QSO in French

### 40 Supa Special Offers For Practical Wireless Readers!

Save ££s buying a Dewsbury Electronics Supa-Tuta Plus, The Supa-Keya or the Supa-Tuna

### 41 Spreading The Spectrum - Amateur Radio Communications For The Future?


Phil Cadman G4JCP takes a look at a technique which is already in use in the USA

### 47 Book Review

The VHF/UHF DX Book reviewed by an old friend of PW, John Fell G0API

### 48 valve & Vintage

Ron Ham invites you into the world of valved radio and nostalgia



### 50 Packet Panorama

Roger Cooke G3LDI provides news and views on the packet radio scene

### 51 Satellite Scene

Pat Gowen G3IOR reports on what's happening with amateur radio in orbit

### 53 Focal Point

Andy Emmerson G8PTH appears on-screen for his bi-monthly views and news from the world of amateur TV

### 54 VHF Report

David Butler G4ASR provides his lively up-date on amateur radio activity above 30MHz

### 56 HF Bands

Paul Essery GW3KFE reports on all aspects of h.f. operation from QRP to QRO, DX and Island-hunting

### 57 Broadcast Round-Up

Peter Shore listens in to the broadcast bands, and shares his ideas on antennas

### Other Regular Features

- 61 Arcade, All PW services under one roof
- 60 Advert Index
- 67 Bargain Basement
- 16 Club News
- 9 Competition
- 9 Keylines
- 12 Newsdesk '93
- 17 Radio Diary
- 10 Receiving You

**Front Cover:** Our thanks go to Mike Richards G4WNC, who took time off from writing 'Decode' in Short Wave Magazine to photograph the landscape in the Lake District.

### Staff

#### EDITORIAL & ADVERTISEMENT OFFICES

Practical Wireless  
Arrowsmith Court  
Station Approach  
Broadstone  
Dorset BH18 8PW  
(0202) 659910  
(Out-of-hours service by answering machine)

#### CREDIT CARD ORDERS

(0202) 659930  
(Out-of-hours service by answering machine)  
FAX (0202) 659950

#### Editor

Rob Mannion G3XFD

#### Art Editor

Steve Hunt

#### Technical Projects Sub-Editor

NG ("Tex") Swann G1TEX

#### Production/News

Sharon George

#### Editorial Assistant

Donna Vincent

#### Advertisement Manager

Roger Hall G4TNT  
PO Box 948  
London SW6 2DS  
071-731 6222  
Cellphone (0850) 382666  
FAX 071-384 1031

#### Advert Copy and Sales (Broadstone Office)

Lynn Smith (Sales), Ailsa Turbett (Production)  
(0202) 659920  
FAX (0202) 659950

Copyright © PW PUBLISHING LTD. 1993. Copyright in all drawings, photographs and articles published in *Practical Wireless* is fully protected and reproduction in whole or part is expressly forbidden. All reasonable precautions are taken by *Practical Wireless* to ensure that the advice and data given to our readers are reliable. We cannot however guarantee it and we cannot accept legal responsibility for it. Prices are those current as we go to press.

Published on the second Thursday of each month by PW Publishing Ltd., Arrowsmith Court, Station Approach, Broadstone, Dorset BH18 8PW. Tel: (0202) 659910. Printed in England by Southernprint (Web Offset) Ltd. Distributed by Seymour, Windsor House, 1270 London Road, Norbury, London SW16 4QH, Tel: 081-679 1899, Fax: 081-679 8907, Telex: 8812945. Sole Agents for Australia and New Zealand - Gordon and Gotch (Asia) Ltd.; South Africa - Central News Agency. Subscriptions INLAND £21, EUROPE £23, OVERSEAS (by ASP) £25, payable to PRACTICAL WIRELESS, Subscription Department, PW Publishing Ltd., Arrowsmith Court, Station Approach, Broadstone, Dorset BH18 8PW. Tel: (0202) 659930. PRACTICAL WIRELESS is sold subject to the following conditions, namely that it shall not, without written consent of the publishers first having been given, be lent, re-sold, hired out or otherwise disposed of by way of trade at more than the recommended selling price shown on the cover, and that it shall not be lent, re-sold, hired out or otherwise disposed of in a mutilated condition or in any unauthorised cover by way of Trade, or affixed to or as part of any publication or advertising, literary or pictorial matter whatsoever. *Practical Wireless* is published monthly for \$45 per year by P.W. Publishing Ltd., PW Publishing Ltd., Arrowsmith Court, Station Approach, Broadstone, Dorset BH18 8PW, U.K. Second Class postage paid at Middlesex, N.J. Postmaster: send address changes to *Practical Wireless*, c/o C & C Mailers International Inc., 300 Lincoln Boulevard, PO Box 177, Middlesex, N.J. 08846 USA. (The USPS (United States Postal Service) number for *Practical Wireless* is: 007075).

### COMING NEXT MONTH

### Our Very Popular Computing In Radio Special

Bits & Bytes - The Computer In Your Shack.  
Build Your Own PC - Everything You Need To  
Know! Computing Hardware And Software  
Showcase.

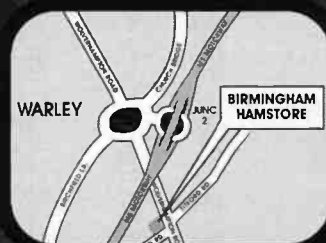
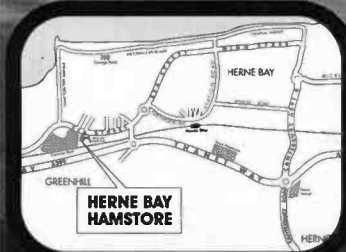
Special Offer - Computer Software and  
Software Reviews,  
PLUS Free Pull-Out Marco Trading Catalogue  
And Much More!



# RADIO HAMSTORES

# PICKETTS LOCK RED HALL STAND-S MARCH 13/14th BE THERE WE WILL BE!

SEE OUR EXTENSIVE RANGE PLUS THE EXCITING  
NEW ICOM IC-W21ET DUAL-BAND HANDHELD  
AND IC-737 ALL-BAND HF BASE STATION



As mentioned we also stock AEA, AKD, Alinco, AOR, Barenco, Comet, Cushcraft, Davis, Dee Comm, Diamond, Icom, JRC, Kenwood, Lowe, Microset, MFJ, RSGB Publications, Toyo, Yaesu, Yupiteru etc. plus second-hand & ex-demo equipment.

Part-exchanges & payment by Access, Visa and Switch welcomed. Finance arranged (subject to status). Interest free credit is available on selected new ICOM products.

If you cannot visit an HAMSTORE in person, why not use our efficient Mail Order Service. Stock items normally dispatched within 24Hrs.

We give full warranty on all ICOM products bought from authorized ICOM UK dealers. In some cases the equipment will be replaced if the fault is deemed beyond speedy and satisfactory repair. ICOM equipment purchased from an unauthorized dealer is not covered by ICOM warranty.

Gordon G3LEQ & John G8VIQ at Birmingham, Chris G8GKC at Herne Bay and Doug G0LUH & Paul G7MNI in London are all looking forward to your visit.

**LONDON**  
11 Watford Way,  
Hendon,  
London NW4 3JL.  
Tel: 081 202 0073  
Fax: 081 202 8873

**HERNE BAY**  
Unit 8, Herne Bay West  
Industrial Estate, Sea Street,  
Herne Bay, Kent CT6 8LD.  
Tel: 0227 741555  
Fax: 0227 741742

**BIRMINGHAM**  
International House,  
963 Wolverhampton Rd. Oldbury,  
West Midlands B69 4RJ  
Tel: 021 552 0073  
Fax: 021 552 0051

ALL STORES OPEN TUESDAYS TO FRIDAYS 09:00 - 17:00 & 09:00 - 16:00 SATURDAYS. N.B. Herne Bay closed for lunch 1300-1400

# For the very best in Communications Receivers Look to Lowe

## LOWE HF RECEIVERS DO IT AGAIN!

HF-225 voted "RECEIVER OF THE YEAR" in 1990 by W.R.T.U.  
HF-225 "FINLANDIA" voted "BEST DX RECEIVER 1992" at  
the EDXC Convention in Finland. Final choice was from  
HF-225, NRD-535 and IC-R72E.





ONCE  
AGAIN  
THE BEST IS  
BRITISH!

## LOWE ELECTRONICS LIMITED

Chesterfield Road, Matlock, Derbyshire DE4 5LE  
Telephone: (0629) 580800 Fax: (0629) 580020

### BRANCH ADDRESSES:

London (Middlesex): 223 Field End Road, Eastcote. Tel: 081-429 3256  
London (Heathrow): 6 Cherwell Close, Langley. Tel: (0753) 545255  
Newcastle: Newcastle International Airport. Tel: (0661) 860418  
Cumbernauld: Cumbernauld Airport Foyer. Tel: (0236) 721 004  
Bristol: 6 Ferry Steps Industrial Estate. Tel: (0272) 771770  
Cambridge: 162 High Street, Chesterton. Tel: (0223) 311230  
Bournemouth: 27 Gillam Road, Northbourne. Tel: (0202) 577760  
Leeds: 34 New Briggate, Leeds. Tel: (0532) 452657



# 0302 325690

## Alan Hooker

# Radio Communications



42 Nether Hall Road, Doncaster DN1 2PZ  
Open: Monday-Saturday 10-5pm Closed Thursdays

**Friendly  
Service**

### KENWOOD



TS850SAT • TS950SDX  
TS450SAT • TS450S  
TS140S • TS690S



TM741E • TM732E • TM241E



TH78E • TH28E

### YAESU



FT1000D • FT1000  
FT990 • FT990DC • FT890AT  
FT890 • FT747GX • FT736R



FT2400H • FT5100 • FT5200



FT411E • FT415  
FT470 • FT530


### ICOM



IC725 • IC735 • IC728



IC3230H • IC2410H • ICR7100  
IC229H • IC228H • IC28H



ICW2E • IC2SRA  
IC2SE • IC2GE  
IC24E • IC2E

### ALINCO



DR570T • DR599T



DR112T • DR119T • DR1200T



DJF1T • DJF1TH  
DJ162T • DJ580T

### PACKET



AEA PK232 • PK88 • AEA-FAX



### THE 'RIG SAVER'

#### SLIMLINE ■

Allows you to safely mount your hand-held or mobile radio where you can see the controls

**£24.95 + £2p&p**

#### HEAVY DUTY ■

■ Mounts any single flat surface.  
■ Adaptable to any vehicle or station use.  
Construction made of high quality aluminium.

**£29.95 + £2p&p**





## 2m & 70cms Dual Bander DJ-580E

# £409

inc VAT

The DJ-580E hand-held is the most advanced design ever offered to the radio amateur. Building on the winning formula of the DJ-560E, ALINCO have now reduced the size dramatically and introduced a combination of innovative features that will make your operating even more fun and certainly more versatile.

It goes without saying that ALINCO offer you all the standard features you expect from a hand-held including dual watch, dual controls, scanning, searching, priority, etc. Of course ALINCO's standard of engineering and reliability is now becoming the envy of its competitors. (They're also pretty envious of ALINCO's prices!) Naturally you get a full 12 month warranty including parts and labour. It's the extra features that really make this a winner.

For example you now have ALINCO's patented circuit that retains full operation with dry cells even when battery voltage falls by 50%. Great for emergency applications. You get a programmable auto power off feature, battery saver, digital telephone dialler and three output power levels. And we've only just started! Key in a special code on the keypad and your rig will turn into a fully operational automatic crossband repeater. Key in another code and you will open up the receiver for a.m. airband reception and frequency segments up to 995MHz! You can even use the DTMF feature to send and receive two digit code messages.

**To learn more about the transceiver that has already taken the Japanese and American markets by storm, phone or write for a full colour brochure.**



## "The Most Comprehensive Specification Ever Offered!"

Available direct or from your local dealer

Auto repeater mode  
AM Airband Reception  
Expanded Receive to 995MHz



### Specification

**Tx** 144-146MHz  
430-440MHz

**Rx** AM 108-143MHz  
FM 130-174MHz  
FM 400-470MHz  
FM 810-995MHz

**Steps** 5, 10, 12.5, 20, 25kHz

**Memories** 42

**Power Output**  
2.5/1.0/0.3 Watts  
5 Watts with 12V DC

**Scan** 8 Modes

**Tones** 1750Hz plus DTMF  
Optional CTSS

**Sensitivity** 12dB SINAD -15dBu

**Size** 140x58x33mm

**Weight** 410g

#### Accessories Supplied

Ni-Cad pack, AC charger, belt clip, carry strap, dual band antenna.

## WATERS & STANTON ELECTRONICS

22 Main Road, Hockley, Essex. Tel: (0702) 206835

Retail and Mail Order: 22 Main Road, HOCKLEY, Essex SS5 4QS. Tel. (0702) 206835 / 204965

Retail Only: 12 North Street, HORNCHURCH, Essex. Tel. (04024) 44765

VISA & ACCESS MAIL ORDER: 24 Hour Answerphone. Open 6 days a week 9 am - 5.30 pm

Rail: Liverpool Street/Hockley or District Line/Hornchurch

# WATERS & STANTON

## UK's LARGEST SELECTION

We can supply almost anything in this magazine within 24 hours!

### QRP CORNER



**MFJ 40m or 20m CW Transceivers.**  
Both models now available with full vfo control and semi-break in. 5 Watts..... **£199**

**Jim-40m or 20m SSB/CW Transceivers.**  
Complete in every respect inc. CW button and internal mic. 2 Watts output..... **£249**

**Ramsey 80m, 40m, or 20m Tx. kits.**  
A complete kit with board, components, controls and xtal. 1 Watt output..... **£29.95**

**Ramsey DC 80m, 40m, or 20m Receiver kits.**  
All you need to build a simple hf receiver that will copy CW, SSB and AM..... **£29.95**

Ask for QRP leaflet

### The Largest Selection In The UK

Mail Order We can ship same day  
24 Hour Delivery? Just ask for quote

Warranty Full Factory 12 Months by Us

No Risk! All parcels fully insured

Satisfaction Any problems, just telephone! We don't forget our customers as soon as the parcel leaves here!

**FREE** A copy of the biggest mail order price list in the business. Nearly 1500 items just a telephone call away. Phone or write. Also see ARE pages in Maplin Catalogue available through W.H. Smiths. YOU'RE SAFE WITH US.

### MFJ 1278 Multi mode Data Controller

£299.95



The MFJ-1278 is the most comprehensive data controller ever offered by us. It has more modes than any other model and is now outselling all other competitive units. You get 9 modes: Packet (including mail box) FAX, AMTOR, SSTV, RTTY, NAVTEX, ASCII, Electronic keyer, CW reader, plus a feature packed specification. Now is the ideal time to try all these interesting modes from one single box. Watch the data and pictures come up on the screen: converse with fellow hams around the world and get the most out of your vhf or hf station. Amazing value, and even more amazing performance. We can also supply matching software package, software manual and cables for IBM 232 port at an inclusive price of £299.95.

### MFJ Products from Stock!

#### 300W HF ATU



The MFJ-948 is a complete 300 Watt aerial matcher in one box. It will match coaxial, balanced feeder and single wires. A dual needle VSWR/Power meter makes adjustment simple and a 3 way aerial switch completes the package. Fantastic value!..... **£139.95**

#### Other MFJ Products:

MFJ-949D ATU as above but with 300W dummy load  
MFJ-901B ATU less switch load and meter. Super!  
MFJ-264 1.5kW dummy load. DC-650MHz  
MFJ-260B 300W dummy load DC-160MHz  
MFJ-816 HF 30/300 Watt power meter  
MFJ-812B 144MHz 30/300 Watt power meter  
MFJ-110 Fabulous world clock with map  
MFJ-32 Packet radio handbook. Super guide!  
MFJ-1286 Gray Line Graphics Programme for IBM  
MFJ-1281 Easy DX logging programme  
MFJ-1040 1.8-54MHz tx/rx preselector  
MFJ-1020A Indoor active antenna station. 0-30MHz  
MFJ-1272B TNC/Microphone interface  
MFJ-722 Superb rx audio filter  
MFJ-752C Tuneable audio filter  
MFJ-207 Antenna analyzer. Brilliant idea!  
MFJ-557 Self contained CW practice key and oscillator  
MFJ-407B Electronic keyer. 8.5-WPM Self powered  
MFJ-931 Artificial HF ground unit. Ideal for flats etc.  
BY-1 Genuine Bencher Paddle. A precision product  
MFJ-704 HF Low Pass Filter  
MFJ-108B Dual time deck top clock. LCD Display

PHONE FOR CATALOGUE

### Ten-Tec Omni-VI 160-10m 0-100W £2,495



The OMNI VI is different from any other hf transceiver you have used or ever seen. Craftsman built, it employs beautifully assembled circuit boards that are easily accessible should you ever need to service them. The factory actually encourage you to take the covers off and examine the craftsmanship. No mass production here!

Receiver experts agree that good old crystal mixing can't be beaten and using this method the phase noise has essentially been eliminated. The OMNI-VI can receive signals on today's crowded bands that other popular models can't even hear. Great for contests and DX! A truly quiet receiver.

### Delta-II HF 160-10m 100W £1,495



The Delta-II is ideal as fixed or mobile. Its rugged design and Ten-Tec label make it an obvious choice for those who demand quality and craftsmanship. The receiver boasts a continuously variable IF filter with a range of 500-2500Hz. You'll also love the silent break-in operation, the notch filter, passband tuning and wideband receive. Send today for colour brochure.

### AMERITRON HF LINEARS

**NEW**  
600 Watts  
£799!  
AL-811



This linear is incredible value. We have put it through its paces and it really stands abuse. 3 rugged 811A tubes provide up to 600 Watts output from 160-10m. A hunky mains transformer and full metering is included. Used by DX-peditions It has to be amazing value at **£799 inc VAT**

AL-808X 1kW from 160-10m 3-500z tube. **£1499.00.**

Other Ameritron linears are available. Send SAE today.

### Kenwood HF

**NEW! TS-50 £Phone**

The amazing 100W mobile rig. No bigger than many 2m FM boxes it give you all hf bands. 1.8-30MHz plus 500kHz-30MHz receive! SSB/CW/FM/AM. Memories. Dual VFO, Scan, Noise Blanker etc.



**TS-450S £1249**

1.8MHz-30MHz 100W transmit plus receive 500kHz-30MHz. Optional ATU, triple conversion, IF shift, notch filter, dual mode noise blanker, reverse CW, CW pitch control, 100 memories. Send for details.

**TS-850S £1599**

The most popular 100W transceiver in 1992 SSB/CW/AM/FM super dynamic rx range. IF slope tuning, IF notch filter, tx monitor, true rf speech processor, full break-in CW, 100 memories and more!



**AZDEN**  
£239.95!

Direct Factory Prices!  
PCS-7000



- 2m FM 25 W
- AM Airband Rx
- FM 138-174MHz
- 20 Memories
- Auto Tone-burst
- Scanning
- Programme Shift
- Mic & Hardware

The AZDEN PCS-7000 is possibly the most underrated rig available. It is simple to operate and can store tone-burst information in its memory. In order to promote it we are, for a limited period, offering you the chance to purchase at "factory prices." There's no catch; these are genuine current production models complete with all accessories plus our money back warranty if goods returned within ten days. How's that for an offer!

### DIAMOND

#### BASE STATION ANTENNAS

CP-5.....10-15-20-40-80m vertical with radials.....£229.95  
CP-6.....6-10-15-20-40-80m vertical with radials.....£249.95  
D-130N.....Discone 25-1300 MHz. 50 FT cable.....£94.95  
CP-22E.....2m x 5/8 6.5dB gain omni directional.....£49.95  
D-707.....Active rx. 1.5-1300 MHz 12V.....£109.95

#### FIBREGLASS VERTICALS

X-50.....2m/70cms 4.5/7.2dB gain 1.7m long.....£69.95  
X-300.....2m/70cms 6.5/9dB gain 3.1m long.....£109.95  
X-510.....2m/70cms 8.3/11.7dB gain 5.2m long.....£159.95  
X-700.....2m/70cms 9.3/13dB gain 7.2m long.....£295.95  
V-2000.....6m/2m/70cms 2.15dB/6.2dB/8.4dB 2.5m.....£109.95  
X-5000.....2m/70cms/23cms 4.5/8.3/11.7dB 1.8m.....£129.95

### YAESU FT-530

The latest dual band handy from Yaesu. You get 41 memories plus DTMF and CTCSS, Direct 12 Volt operation gives 5 Watts out. Ni-cads and charger included. Full duplex plus extended receive. Send for details.



£Phone

Head office: Retail and Mail Order: 22 Main Road, Hockley, Essex SS5 4QS.

Tel: (0702) 206835/204965. Fax: 205843

Retail only: 12 North Street, Hornchurch, Essex. Tel: (0708) 444765




**NEW!** Highly Sensitive  
Frequency Counter

**Optronics "2300"**

Self powered - it can sniff frequencies  
from over 100ft! 1MHz - 2.4GHz

**£149.95** Inc. ni-cads & charger



## Flexi-Mast

- ★ 9m Long
- ★ Closes to 1.2m
- ★ Weighs just 2kgs
- ★ Self Locking
- ★ Very tough

The famous flexi-mast is back. It's a telescopic fibre glass whip, 9 metres long. Tape a wire to it to make a cheap hf vertical. Wind a coil round it to make a loaded vertical. Use thin coax and make a coaxial sleeved vertical for VHF. The ideas are endless. Its easily supported and we supply a bracket for this purpose.

**£69.95** Carr. £6.00

### NEW BOOKS!

#### How to Get Started in QRP

This book takes you right through the whole concept of QRP operation. It covers operating, Commercial equipment, Homebrew, Accessories, Antennas, HF, VHF and UHF, Battery Power, Natural Power and much else. Plenty of circuits, it's ideal for home construction and operator alike. **£9.95 + £1.50 p&p**

#### How to Get Started in Packet Radio

If you ever wanted a really simple packet guide this is it. It includes non-technical descriptions. Packet Radio Today, Getting Started, Equipment Survey, Setting Up, Operating, Networks and BBS, Portable etc. Great value. **£9.95 + £1.50 p&p**

#### The Ham Radio Handbook

Ideal for the novice, this book gives you the basic theory and includes Operating Principles, Equipment and Components, Practical Circuits, Modes of Transmission and Antennas. Simple to read; Simple to understand. **£9.95 + £1.50 p&p**

#### The Secret of Learning Morse Code

The definitive book of Morse Code. If you are having trouble in learning or starting from scratch, this book contains all you need to know. Unique techniques, practice lessons, simple tests, Novice section, etc. It's the best book in the business! **£4.95 + £1.50 p&p**



## DISCOUNT PRICE!

**ALINCO**  
ELECTRONICS GmbH.

### DJ-180E 2m Handheld

**£189.95**

Free Ni-Cads Free Charger  
Free Delivery

- |                  |                   |                    |
|------------------|-------------------|--------------------|
| ★ LCD Display    | ★ Ni-Cad Pack     | ★ 5kHz-25kHz steps |
| ★ 10 Memories    | ★ AC Charger      | ★ Superb Audio     |
| ★ Repeater Shift | ★ Auto Power Off  | ★ Helical Aerial   |
| ★ 2 Watts Output | ★ Battery Warning | ★ 132 x 58 x 33mm  |

At this price the ALINCO DJ-180E represents your last chance to purchase a top brand name handheld at yesterday's prices. The DJ-180E offers more features per Pound than any other rig. Take advantage of this offer and pocket the difference. You'll get a superbly engineered radio with a quality name and our 12 month warranty. There are plenty of accessories to follow including a memory expansion module to give you 50 or 200 channels. Offer subject to current stocks only.

**NEW!**

**ALINCO**  
ELECTRONICS GmbH.

### Special Offer

The DJ-F1E is outselling any other 2 metre handheld we stock. Its performance, reliability and construction are unsurpassed. So convinced are we that the DJ-F1E offers the greatest value ever, we are happy to offer you a full refund if you are not immediately happy with its performance or features. That's right, return the transceiver to us within 10 days of purchase and we'll offer you a refund or an alternative, the choice is yours! That's confidence. Peter G30JV

**£259**



### DJ-F1E 2m FM

- |                           |                       |
|---------------------------|-----------------------|
| ★ Tx: 144-146MHz          | ★ Reverse Repeater    |
| ★ Rx: 108-174MHz          | ★ 8 Scan modes        |
| ★ 5 Watts output (12V DC) | ★ Battery Saver       |
| ★ 40 Memories             | ★ S meter             |
| ★ 3 way Power Setting     | ★ Priority Channel    |
| ★ Illuminated Key Pad     | ★ Fast tune function  |
| ★ 6 Programmable steps    | ★ Rotary Dial         |
| ★ Programmable Shift      | ★ Illuminated LCD     |
| ★ 1750Hz tone             | ★ Quick touch Squelch |
| ★ Frequency Lock          | ★ Protected Output    |
| ★ PTT Lock                | ★ BNC socket          |
| ★ Beep on/off             | ★ Ni-Cad Pack 700mAh  |
| ★ Automatic Lamp          | ★ AC Hod Charger      |
| ★ DTMF Tones              | ★ Many Accessories    |

**FREE! Mail Order Price List. From UK's LEADING HAM RADIO STORE**

Important Notice: some prices may be subject to alteration owing to exchange rate variations. Please check when ordering.

**New 1993  
Edition**

## The Complete VHF/UHF Frequency Guide

The UK's Largest Selling  
Scanning Directory

- ★ Completely Updated
- ★ Thousands of Frequencies
- ★ 26MHz - 2250MHz
- ★ Full Duplex Information
- ★ Air, Sea and Land
- ★ Military & Civil
- ★ Government & Commercial
- ★ Emergency & Security

Famous throughout the world of radio, this latest edition is better than ever before and carries all the latest information. A must for all scanning enthusiasts. Do not confuse this with some poorly printed literature around: this is a properly printed professional guide that contains more information than any other publication of its kind. Used by enthusiasts and professional bodies; there is no substitute for this guide. Order your "fresh off the press" copy today for delivery in February.

**£9.95** Postage £1.50

## RAMSEY KITS USA



- ★ All components
- ★ Hardware & Boards
- ★ Proper Manuals
- ★ Cases extra

Brings Back the fun  
in Ham Radio

Anybody can build these kits. They are simple but very effective. Use alone or as a basis for larger projects. Full back-up service.

**AR-1** Airband AM Receiver. Superhet with squelch volume and tuning controls.....**£24.95**

**FR-1** FM broadcast receiver. Ideal as novice project. Will drive a loudspeaker easily...**£21.95**


**FR-146** Complete 2 metre receiver plus extra coverage. Dual conversion with ceramic filter.....**£29.95**

**HR-Series** D.C. SSB/CW/AM receivers for 80, 40 or 20m (Specify which band)...**£29.95**

**GRP-TX** Complete 1 Watt vxo transmitters for 80, 40 or 20m (Specify which band)...**£29.95**

**P-IBM** The famous Packet Radio kit. Self-powered with software.....**£59.95**

Add **£2.00** Postage & Insurance



# SOUTH WALES LEADING AMATEUR RADIO SHOP

EVERYTHING FOR THE ENTHUSIAST



TH-28E

DEALERS FOR:  
**KENWOOD  
YAESU  
ICOM  
A.O.R.  
YUPITERU**



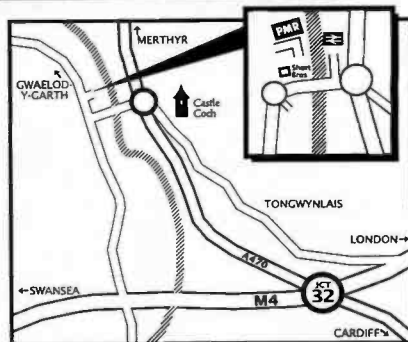
FM DUAL BANDER  
TM-702E

**FULL SERVICE FACILITIES, WITH MANUFACTURERS  
SUPPORT AVAILABLE.**

**MAIL ORDER AVAILABLE ON ALL PRODUCTS  
ACCESS, VISA ACCEPTED**

**PRIVATE MOBILE RADIO LIMITED  
INDUSTRIAL ESTATE, GWAELOD - Y- GARTH  
CARDIFF CF4 8JN UK**

**TEL: (0222) 810999 FAX: (0222) 813369**



# C.M. HOWES COMMUNICATIONS

Mail Order to: **Eydon, Daventry,  
Northants NN11 6PT**  
Tel: 0327 60178



QRP Station built with HOWES Kits and Hardware

**HOWES KITS** enable you to enjoy the fun of home construction and QRP operating. You could use one of our transmitters with your main station receiver, or one of our receiver kits. Transmitter and receiver kits can be combined with a choice of accessories to form a complete transceiver, and we have custom made metalwork to give a top class finish to your project. You can get on the air with a CTX transmitter kit for just £14-80! Kits are also available ready built and tested as an extra cost option. Either way, building a QRP rig makes a refreshing change from "black box" operating.

## TRANSMITTERS

<b>CTX40</b>	40M QRP CW Transmitter up to 3W (adjustable) RF output	£14.80
<b>CTX80</b>	80M QRP CW Transmitter up to 5W (adjustable) RF output	£14.80
<b>MTX20</b>	20M 10W RF Output (adjustable) CW Transmitter	£24.50
<b>AT160</b>	80 & 160M AM/DSB/CW 10W O/P (adjustable) Transmitter	£39.90
<b>HTX10</b>	10 & 15M SSB/CW Exciter, inc. crystal filter (50mW O/P)	£49.90
<b>HPA10</b>	Linear Amplifier 3/10W PEP O/P 20 to 30MHz for HTX10	£33.90

## VFOs

<b>CVF20/40/80</b>	Single band VFO for CTX40/80 or MTX20 plus DcRx	£10.90
<b>VF160</b>	Dual band heterodyne VFO for AT160 plus DcRx	£22.80
<b>VF10</b>	Dual band VFO for use with HTX10 Exciter	£17.50

## RECEIVERS

<b>DcRx20/40/80</b>	Single band DC receiver for 20, 40 or 80M, up to 1W AF	£15.90
<b>DXR10</b>	10, 12 & 15M DC receiver with SL6440 mixer, 1W AF	£26.60
<b>TRF3</b>	TRF Shortwave Broadcast receiver (for junior op?)	£15.50

## ACCESSORIES

<b>DCS2</b>	"S Meter" for our receivers - adds to the visual appeal!	£9.20
<b>CSL4</b>	Dual bandwidth sharp SSB/CW internal filter	£10.50
<b>DFD5</b>	Frequency Counter for DC Digital Read-out with VFOs etc.	£41.50
<b>DFD4</b>	Add-on Digital Read-out for superhets, any IF, up/down count	£39.90
<b>AP3</b>	Automatic Speech Processor with VOGAD, clipping & filtering	£15.90
<b>CM2</b>	Quality Electret Mic with VOGAD	£12.50
<b>MA4</b>	Microphone Amplifier with active filtering (suits AT160)	£6.20
<b>CTU30</b>	160 to 6M all band ATU (30W)	£31.50
<b>SWB30</b>	SWR/Power Indicator 160 to 2M (30W)	£12.90

## HARDWARE PACKS

<b>CA4M</b>	For use with DFD4 and optional PMB4 (pictured above)	£19.90
<b>CA5M</b>	For use with DFD5 and optional CBA2	£23.90
<b>CA10M</b>	For DXR10, HTX10, HPA10, VF10 & DCS2	£29.90
<b>CA30M</b>	For use with CTU30, SWB30 & ST2	£28.90
<b>CA80M</b>	For CTX or MTX plus DcRx, CVF, CSL4 & DCS2	£29.90

Hardware packs contain custom metalwork with pre-finished anodised front panels, 2mm thick chassis and covers (plain aluminium), switches, nuts, bolts sockets, knobs etc. are included, but tuning capacitors and dials are sold separately

## ACTIVE ANTENNAS

<b>AA2</b>	150kHz to 30MHz Active Antenna for HF receivers	£8.50
<b>AA4</b>	25 to 1300MHz Active Antenna for scanners	£19.80
<b>AB118</b>	Optimised 118 to 137MHz VHF Civil Air-band Active Antenna	£17.70

PLEASE ADD £1-50 P&P for kits, or £4-00 if ordering hardware.

**HOWES KITS** are produced by a professional RF design and manufacturing company. They contain good quality printed circuit boards with screen printed parts locations, full clear instructions and all board mounted components. Sales and technical advice are available by phone during office hours. Please send an SAE for our free catalogue and specific product data sheets. We have more kits in the range. Delivery is normally within seven days.

**72 & 73 from Dave G4KQH, Technical Manager.**

Last year, we introduced the *Practical Wireless* 'Elmer' award. The idea behind this new award, was to go some way towards recognising and paying tribute to the many unsung heroes who help others to enjoy our hobby.

The first *Practical Wireless* 'Elmer' was Doctor Ken Smith G3JIX. Ken, who's based at the University of Kent, has spent many years helping young people into amateur radio and electronics in general.

The *PW* team were delighted when Ken arrived at the Leicester show, surrounded by his youngsters, for the presentation ceremony. The subsequent photograph in 'Newsdesk' (December 1992 *PW*), proved what a keen bunch they all are!

So, with the very first winner in mind, we start looking for nominations for the 1993 *Practical Wireless* Elmer. Don't forget, that your nominations don't have to be for a radio amateur. My own Elmer (for example) was a British Rail Electrician, who spent many years helping keen youngsters like myself into the hobby.

As last year, we want to make this award open to anyone who helps or has helped others. Don't forget also, that the nominated person does not have to be a *PW* reader either.

If you have anyone you'd like to nominate for the Elmer award, write in with a maximum of 100 words, explaining why you are nominating your candidate. It would also help if you could enclose a recent photograph of your candidate at the same time.

Alternatively, you can write to me at the new *PW* office, and I'll send you a photocopy of the January 1992 'Keylines' where I explained the new award fully. Once you've followed the instructions, we would be very pleased if nomina-

# Keylines



tions could be returned as soon as possible, especially if you live abroad.

I wish you all the best of luck. It's a pity we can't reward every Elmer, because there are thousands of them. So, get nominating, and the person that helped you into the hobby, could be the 1993 award winner.

Another job I have to do this time, is to remind you all that the *PW* 144MHz QRP Contest takes place in June. Following comments and interest from readers, this year, we're introducing a new category and special prize for listeners.

Doctor Neill Taylor G4HLX will be bringing you all the latest news, rules and details on prizes later on in the spring. But, in the meantime, if you're a listener and fancy having a go at this fun contest, drop me a line. I'd be interested to hear from you, as of course will Neill G4HLX.


This year's contest is on the 11th. And apart from introducing the listener's new category, Neill and I have thought very hard about introducing an 'alternative energy' entrants category. Unfortunately, unless we have every competitor verified, we can't guarantee that G????P is really solar-powered.

An alternative-energy category for contest entrants is a good idea, but how do we check that everyone is playing fair. Thinking about it, I suppose we could ask the s.w.l.s taking part, if stations near them disappear when the sun goes in, or wind drops. Hi!

As usual, I look forward to receiving your ideas and suggestions on how we could verify alternative energy category stations. I'd be delighted to publish the most practical, and the funniest suggestions from readers.

*Rob Mannion G3XFD*

## COMPETITION CORNER Spot The Difference



Mark the 12 changes made to the right hand version of the cartoon. See opposite for details of entry to this month's Competition Corner.

### First Prize

A year's subscription to *Practical Wireless* or a £20 book voucher.

### Second Prize

Six month subscription or £10 book voucher

Subscription  Voucher

Name .....

Address .....

.....

.....

.....

Send your entry (photocopies acceptable with corner coupon) to: Competition Corner, Spot The Difference Competition, April '93, *PW* Publishing Ltd., Arrowsmith Court, Station Approach, Broadstone, Dorset BH18 8PW. Editor's decision on the winner is final and no correspondence will be entered into. Entries to reach us by Friday 23 April 1993.

## ☆☆☆☆ Star Letter ☆☆☆☆

Dear Sir

I read of the conviction of two men in Cheshire in the 'Newsdesk '93' section of *PW* (February 1993). Would it be possible in future, if you have to report any more convictions, to mention the offence committed. This is not morbid curiosity on my part, but a desire to understand what the offence was, why it's an offence and not to make the same mistake myself.

**Martin Pirrie**  
Radway  
Warwickshire

**Editor's comment:** We're all anxious to stay within our licence conditions Martin, and we'll be pleased to help in any way we can. Recently, the Editor of *Short Wave Magazine* and I, took the decision to publish the names of persons convicted on matters connected with amateur radio. It seemed absolutely pointless to print only half the facts. The Radio Investigation Service fully support our initiative, and we will certainly publish full details of the offence in future court reports whenever possible.

Dear Sir

I would like to add a suggestion to George Dobb's article (January 1993, page 39). Stereo headphones may be used without modification if a stereo socket is fitted and the signal is fed to the tip and the ring (left and right) of the jack plug.

The body (common) must be isolated. Clearly a plastics bodied socket provides the easiest way of achieving the insulation.

This arrangement puts the two transducers in series - a dodge used in the days of high impedance 'phones to gain higher impedance. Equally, it makes the correct connections with a mono jack.

For some time I've also been meaning to congratulate you on continuing to use the zig-zag line symbol for a resistor, instead of the idiotic rectangular box. The former is a distinctive symbol which is instantly recognisable and cannot be mistaken for anything else. Thank you for resisting the change (pun intentional!)

**Mike Glasson**  
Ilminster  
Somerset

**Editor's reply:** It's my pun time now Mike - thanks for the tip! As regards your comment on the resistor zig-zag symbol, I totally agree. It was a decision taken before my time at *PW*, but I entirely agree with your sentiments and that of my predecessors!

Dear Sir

Just a line to say how good I thought the article 'Boxing it Up' was in *PW* for December 1992/January 1993. I would like to add a couple of comments of my own.

Screening: adhesive aluminium tape may be more convenient than double-sided sticky tape. Sellotape (among others) make it in different widths, and it can also be used for indoor v.h.f./u.h.f./TV antennas stuck on a convenient window.

Trimming aluminium and Perspex: a carpenter's plane gives a better finish than a file. I use a small block plane with a blade angle of 20°. Needless to say, the blade must be very sharp and set to a very fine cut.

Painting: Finnegan's Hammerite

is not suitable for direct application onto aluminium, though one would probably get away with it on something to be used indoors and not subject to rough handling. In general with aluminium, a self-etch primer should be used for best adhesion.

I enjoy the magazine, especially articles on antennas and home-brewing test equipment. Wishing you success in 1993.

**Willy Wilson GM3NUF**  
Kilmelford  
Argyle

**Editor's reply:** Thanks for your comments Willy. Many readers reported that they enjoyed Steve Harding's article, and I hope your comments will prove as useful.

Dear Sir

I think the p.c.b. layout idea by Jack King G4EMC ('Receiving You' February 1993) is an extremely good idea. It's certainly the area that sometimes makes me hesitate before commencing a project.

I also read with interest the article by Roger Bennett G3SIH, in the same issue about his special general coverage receiver, as this is one of my pet dreams also. However, I remember back in my 'teen days when *Practical Wireless* (about 1975-76) had a mammoth project on just such a receiver. I believe the author was F.G. Rayer and the project ran over three or four issues plus add on's.

I faithfully bought *PW* every month, so that when richness happened I could construct this project. Alas, mothers not understanding the importance of such dreams deemed that such reading material was unsuitable for storing under the bed and threw them out!

The only item I ever managed to purchase was the 365pF triple gang air spaced capacitor for the princely sum of £1.50. Perhaps *PW* could update this project and re-publish it using home-made coils? As the Denco coils are certainly no more.

**C. D. Barnard**  
Lee  
London

**Editor's reply:** Thank you Mr Barnard. Roger Bennet's article invited a lot of comment, and a number of readers have suggested a similar project. If you're interested in an advanced receiver home-brew project in *PW*, please write and let me know.



Send your letters to the editorial offices in Broadstone. They must be original, and not duplicated in any other magazine. We reserve the right to edit or shorten any letter. The views expressed in letters are not necessarily those of *Practical Wireless*. The Star Letter will receive a voucher worth £10 to spend on items from our Book, PCB or other services offered by *Practical Wireless*. All other letters will receive a £5 voucher.

The following letters are in response to the Invitation in 'Keylines' regarding a 'Code Free HF Licence. We hope to publish more next month. The topic has certainly aroused a lot of comment from PW readers!

**Dear Sir**

In response to your invitation for comments on the subject of a 'No Code HF Licence' I regret to have to say that I am absolutely scandalised that such an idea should ever have been conceived in the first place. Although I am only a s.w.l., I regard the sound of Morse as sheer music. It is indeed, the essential language for all who are engaged in communication by radio.

I myself first learnt the code at the beginning of the last war. Although I have now, as a 70-year old handicapped pensioner lost some of my speed, I still regard learning the Morse code as one of my better achievements.

The very idea of such an animal as a 'codeless' class A transmitting amateur simply doesn't bear thinking about. For as long as I can remember, I have looked upon the class A amateur as the 'Crème de la Crème' of the amateur fraternity. Because he/she has exercised the self discipline required to learn the Morse code, to have the ability to send and receive it at a specified speed in accordance with the requirements of the class A licence. Why then, should the class A licensee not be awarded privileges which are not generally available to other licensees?

There is however, another important factor in the use of the code as it enables operators to make QSOs with amateurs of other languages without the need to be a linguist. Further QSOs by code are invariably precise, informative, polite and devoid of much of the boring waffle one often hears on 3.5 and 7MHz in phone contacts.

However, if there really is a need for a no-code licence to be allowed access to the h.f. bands, then perhaps there might just, but only just, be a case for allowing access to small segments of the 3.5 and 7MHz bands only. I would support this, always provided that the Morse code remained a condition for holding a class A licence.

These are of course simply the views of one of the 'Old Brigade', but it is sad that the young no longer consider our values worthy of consideration. I am all for change when and where it is really necessary, but why change simply for the sake of it?

**Leslie Biss  
Knaresborough  
North Yorks**

**Dear Sir**

Accepting your invitation in February 'Keylines', I make a rare sortie into print to add my opinion to the 'No Code HF Licence' debate.

I have not heard any sustainable arguments why such a relaxation of the rules of our hobby should be made. It is immaterial whether certain ship's radio officers are relieved from being proficient at Morse or not. Our current need stems from the desire to gain and hold an A licence, in accordance with the current rules and thereby enjoy the wider aspects of our hobby.

There are many features in the current City & Guilds/RAE examinations that relate to knowledge that is not necessarily required to operate an amateur radio station. Particularly one

equipped with today's black box transceivers and accessories. Is it to be suggested that the scope of these examinations is to be reduced too?

My views may be described as old fashioned, but I'm afraid that the cry for a No Code Licence is symptomatic of many of today's ills. Too many people want to play in the First Team without wanting to put in the work and training to justify their selection.

Many RAIBC members and others similarly at a disadvantage, have persevered and passed the Morse test to gain their A licence. I am sure they are justly proud, and if you decide to print this letter I would like any voucher to go to the RAIBC for their use.

**Brian H. Gilbert G0BOO  
Banham  
Norfolk**

**Dear Sir**

I do hope you can publish this letter to let others know what will happen if we get a c.w. free h.f. licence.

I passed the c.w. test in December 1992 after two months of learning total time about 70-80 hours. My wife is now learning as well with the help of something most people have in their homes - a computer (it taught me).

It seems to me and many other A class amateurs that the RSGB membership is dropping, so they need all they can to get the money coming back in. We all have to agree *PW* is better than *Radcom* or is it *Radcon*! Hi Hi. What does the RSGB offer the average amateur A or B class? Twelve issues of *Radcom* and a QSL bureau - they never seem to offer any help to s.w.l.s or the problems amateurs suffer.

They introduced the Novice licence and now a new (easier) c.w. test, so why drop the c.w.? For their pockets only!

In my mind 12 *PWs* = £21.00 and shared PO

Box = £1.50 (If you get a few locals) Total = £about 23.00 (save £7.00). Maybe a new body instead of the RSGB would be better - any comments? How many of these people who want to drop c.w. for h.f. have actually tried to learn c.w.? I would think less than 80%. Just look at CB, is this the future of amateur radio? I hope not.

If they really must insist on a c.w. free licence, well what about these points:

1) Restrict e.r.p. to 30W and only on a few bands.

2) Licence fee of £100 per year!

Finally c.w. kits are cheaper and easier to make than s.s.b. How many newcomers can afford £700+ for h.f. sets? How many kit-makers will go under? Well if I can pass - so can anyone, after all what's 70-80 hours of anyone's time if they really want to work h.f.? If you want to drive you have to learn.

**R. A. McKinnon  
Barnstaple  
Devon**

**Dear Sir**

You asked in *PW* February 1993 for readers' opinions on a 'No Code HF Licence'.

Let us assume that it is necessary to put another barrier after RAE to v.h.f. operators wishing to use the h.f. bands. The Morse test has the advantage of having been that barrier for a considerable time, of being useful in encouraging a relevant skill and being straightforward to carry out.

Another barrier would be an examination similar to that of the RAE, but more advanced. This should not be difficult to devise within the community of radio amateurs and easy to set.

Amateurs having passed the RAE could be given the option of Morse or RAE II (A Level) as their barrier to the h.f. bands.

**Gordon Lines G0ROH  
Reigate  
Surrey**

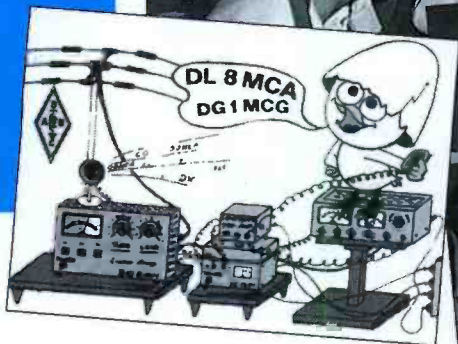
**Editor's comment: I have no doubt that the opinions and ideas expressed in the above letters will bring even more replies! If you wish to write, please make it short, as we want to get as many published as possible.**

#### **New address**

**Practical Wireless and Short Wave Magazine have moved to Arrowsmith Court, Station Approach, Broadstone, Dorset BH18 8PW.**

**Full details on the contents page.**

QSL card from Detlef DL8MCA.



The young boy on mic is Chris Roberts with operator Melvyn G0KGU.



## Grateful Thanks

The North Ferriby United Amateur Radio Society and the North Humberside Scouts, would like to send their grateful thanks to Detlef DL8MCA for a FB QSO, and for his speedy delivery of his very nice QSL cards. Five QSL cards from Detlef DL8MCA arrived on the Thursday following the JOTA event on Sunday 18 October, one for Melvyn G0KGU, the h.f. operator and two each for Daniel and Thomas, the two scouts who had the privilege of talking to him.

Top left: A Turkish Scout Jamboree Station in Antalya, Turkey.



## Radio Software

Steve Hunt G3TXQ (not our Art Editor!) has a selection of amateur radio software available for the Archimedes. A Morse tutor, an antenna designer, frequency prediction and filter design programs are available on a compilation disk, priced £9.95 (inc. VAT and p&p). For further details, send an s.a.e. to Steve at 21 Green Street, Milton Malsor, Northampton NN7 3AT.

## Novice Instructors Required

Novice instructors are urgently required in the Lincolnshire area, no experience is necessary. Please contact Alan Gibson, 1 Oakleigh Road, Grantham, Lincolnshire NG31 7NN. Tel: (0476) 66701.

## Norcall Communications Centre

January saw the official opening of Norcalls new retail showroom in central Northampton. Specialising in all forms of wireless communications systems, Norcall will be offering sales and service facilities for both CB, amateur and business users alike. Part of Northampton Communications, and backed by their BS5750 accredited service centre, Norcall are able

to offer low cost repair and diagnosis facilities, both in the shop and by mail order.

Both new and used transceivers, receivers and associated items are available for purchase.

The shop is open Monday to Saturday, 9am to 5.30pm, and can be found at **Victoria Chambers, 1 Victoria Road, Northampton. Tel: (0604) 26283, 24-hour answer phone.**

## Trio-Kenwood Launches SG 5260



The SG 5260 from Trio-Kenwood is a programmable f.m./a.m. standard r.f. generator, providing a frequency range of 10kHz to 260MHz. It uses phase lock loop technology, which ensures a high precision stable signal is maintained.

Digital displays are provided from output level, frequency modulation and address location.

The SG5260 has a 99-step memory which can be pre-set for all parameters, making it ideal for repetitive applications (a remote controller is optional).

Frequency, output level and modulation can be entered or changed from the front panel keypad or rotary cursor. The SG 5260 is ideal in all r.f. applications, from tuner alignment to radio test. A GP1B option is available.

The SG 5260 is supplied complete with cables at a price of £3201.00.

Two other models in the range are available, the SG 5110 (10kHz-110MHz) at £1578.00 and the SG 5115 (as 5110, plus f.m. stereo) at £1326.00.

For further information, contact:

**Tony Starling, Trio-Kenwood UK Ltd., Kenwood House, Dwight Road, Watford WD1 8EB.**

## Amateur Radio Course

The Radio School 8-day (Wednesday to Wednesday) course of preparation for the RAE, is designed as a highly intensive 'crammer' for a small class of keen and dedicated adults, designed purely and simply to pass the exam.

Prospective students must make their own application for examination (there are only two exams held each year) at their local college at least two months prior to the exam date. The CGLI exam fee is about £34, but the college will make a small additional charge for use of the facilities.

Course dates April 28-May 5 and November 24-December 1. Exam dates May 10 and December 6. Course fee £500.

For more details, contact:

**Radio School Limited, 33 Island Close, Hayling Island, Hants PO11 0NJ. Tel: (0705) 466450.**



## Young Amateur Of The Year Award

The Radio-communications Agency, in conjunction with the Radio Society of Great Britain (RSGB), recently announced the Young Amateur of the Year Award for 1993.

The Award, which is for the most outstanding achievement by a young amateur radio enthusiast, is open to anyone under 18 who has an interest in radio.

They do not necessarily need to be a licence holder to apply. When applying, applicants may like to consider the following areas of activity:

- i) DIY radio construction
  - ii) operation of radio
  - iii) community service (eg. helping in emergency communications or helping the disabled)
  - iv) encouraging others (eg. through the Novice licence scheme)
  - v) international communication
  - vi) school projects.
- The idea behind the

scheme is to generate interest in amateur radio and to encourage people to become involved themselves.

The prize, for the most outstanding achievement between 1 August 1992 and 31 July 1993, will be awarded by the Radiocommunications Agency and presented at the RSGB's HF Convention in

cash prize donated by the Agency.

Both winner and runner-up will also be invited to visit the Agency's Radio Monitoring Station at Baldock, Hertfordshire.

In the past, the radio-communications industry has also been very supportive of the Award and has provided additional prizes for both the winner and runner-up.



September.

All entrants will receive a copy of the RSGB's amateur radio log book, while the winner will receive a £250

Last year's winner, shown here, was 17-year old Martin Saunders from Broadstone, Dorset. Martin's main area of interest was in packet

radio; having assembled his own equipment and obtained a Notice of Variation to his licence to operate a mailbox. He had also written several articles both on packet radio and on amateur radio in general.

He was Secretary of his local packet group and was serving on the forward planning committee of the Flight Refuelling Amateur Radio Society.

As well as £250 from the Agency, Martin received a certificate signed by Michael Heseltine, President of the Board of Trade. Runner-up was 16-year old Neil Mothew from Loughton, Essex. Neil's main interest was in home construction and he had also set up a radio club at his school.

The closing date for applications is 31 July 1993. The Award is open to any resident of the UK, the Channel Islands, or the Isle of Man, who has not reached his or her 18th birthday by the closing date.

Entrants can enter themselves or be nominated by an adult sponsor. There is no requirement for entrants (or nominees) to hold an amateur radio licence.

Applications or nominations for the Award should be sent to:  
**Radio Society of Great Britain**  
**Lambda House**  
**Cranborne Road**  
**Potters Bar**  
**Herts EN6 3JE.**  
**Tel: (0707) 659015.**

## International Marconi Day 24 April 1993

Arrangements for the 1993 International Marconi Day are now well in hand. It is understood that 21 stations are taking part this year and the current list is shown below. To claim the Marconi Day Certificate, stations must work 12 of the stations. Any award application should be made through **PO Box 100, Truro, Cornwall TR1 1RX**, also acting as a clearing centre for QSL cards. The s.w.l. award is also available on the same basis; that is to hear and log 12 of the stations. The cost of the award this year is £3.50 UK, \$8 US and 12 IRCs. For the s.w.l. section, the costs are £2.50 UK, \$5 US and 8 IRCs.

Stations for International Marconi Day


- GB4IMD** - Truro, Cornwall
- GB4MID** - Poldhu Marconi site, Cornwall
- GBOIMD** - Isle Of Wight Marconi centre
- GB2IMD** - Rathlin Island Marconi site, Northern Ireland
- GB2MDI** - Marconi site on Salisbury Plain
- GB0SFL** - South Foreland lighthouse Marconi centre
- CT1TGM** - Tertulia Radioamadoristica Guleimo Marconi, Coimbra
- EI2IMD** - Crookhaven, Eire, Marconi site
- EI4IMD** - Galway, Eire, Marconi site
- DA0IMD** - Borkum Island, Marconi site
- IY0TCI** - Civitavecchia
- IY1TTM** - Sestri Levante
- IY4FGM** - Villa Grifone, Pontecchio
- IY0GA** - Golfo Arancchi, Sardinia
- ZS6IMD** - Johannesburg
- VO1IMD** - St Johns, Newfoundland
- VE1IMD** - Glace Bay, Nova Scotia
- K1VV/IMD** - Cape Cod, Mass., Marconi site
- N2FCZ/IMD** - Babylon, New York Marconi Memorial site
- KK6H/IMD** - Marshall, California Marconi park
- GB2MID** - Sandbanks, Poole, Marconi site

More details from **Mike G4WQL QTHR** or **PO Box 100, Truro, Cornwall TR1 1RX.**

## G4ZPY Paddle Keys International

News from G4ZPY Paddle Keys International is that they have recently introduced the new 3-in-1 miniature Twin Paddle Key.

Designed for QRP, mobile and back-packing use, it is something a little different from the usual design of Morse key. It is light, weighing just 150g, robust and efficient.



Finished in highly polished brass, with tiny oval black paddles, your call-sign can also be engraved on the top of the back plate, which is included in the price.

Introductory price offer is £65 plus p&p (UK £2, Europe £3, USA £4.50, Japan £6).

**G4ZPY Paddle Keys International**  
**41 Mill Dam Lane**  
**Burscough**  
**Ormskirk**  
**Lancashire**  
**L40 7TG.**  
**Tel: (0704) 894299.**

## Worldwide Radio Communication Course 1993

The Worldwide Radio Communication Course will be held at Kilve Court Residential Centre, Kilve, Bridgwater, Somerset, between April 5-8th.

This course is a practical introduction to radio communication, which is suitable either as an introduction to amateur radio for a complete beginner of any age, or to anyone who may wish to have a refresher in basic radio theory, obtain practical advice, or just play radio for a week!

The special callsign GB2KRC will be active on all h.f. bands and 144MHz s.s.b. will be used extensively, but also used will be QRV on c.w., SSTV, RTTY and possibly Packet. Members of the course will construct a working amateur band receiver to take home, which is included in the cost of the course.

Fee for the course is £108.50. Further details from **Adrian Dening G4JBH** on **(0935) 74562 ext. 238.**

## Still Alive And Pounding

It is not given to many to experience the dubious pleasure of reading their own obituary! The thought crossed my mind when, upon perusal of the recent correspondence in 'Receiving You' March 1993, about that archaic device called 'the Valve', I noticed a reference to "the all-time EF50 t.r.f. receiver, published in *Short Wave Magazine* August 1946 by the late Jack Hum G5UM".

Anybody today, still in possession of a G5-plus-two callsign, can reasonably be expected to be called "the late"; the callsign block is a dying race, as the *Callbook* clearly shows. There are not many of us left.

But premature clog-popping is not our only worry; many of us are greeted with incredulity on the air when we attempt a QSO. "I didn't catch the last letter" says the QSO partner. "There isn't one" reply us old-timers, who then proceed to launch into a dissertation on the structure of British amateur callsigns, not forgetting to add that the letter 'E' was not normally used - being the shortest 'dit' in the Morse alphabet, it tended to get lost in the noise. No longer true today, of course; there are many E-licensees and fewer noise sources (or should be).

Finally then, a big thank you to all my chums out there, many known by sight, but very many more solely as QSO partners, who took the trouble to telephone me, or, somewhat disbelieving after seeing that phrase about "the late", to call me over the air. All may rest assured, that at this moment in time, as television interviewees tend to say, the cardiacs are still pounding, and so is the A1A mode at G5UM by no means - yet - a silent key!

Attribute that "the late" to a slip of a key, non-Morse G5UM.

**Jack Hum G5UM**



**50th Anniversary.** Jack Hum and wife Grace, at a dinner party held in 1977 to celebrate 50 years of licensed radio activity by G5UM. Ten years later another such event signalled the 60th anniversary. "Only four more until the 70th" says Jack.

**Busy at the checkout.** Jack Hum G5UM makes sure that all the log sheets are in order after a National Field Day contest in the mid-1950s.

## Royal Air Force 75th Anniversary

The Royal Air Force celebrates its 75th birthday on 1 April 1993!

The commemoration of this momentous occasion a Royal Review will take place at Royal Air Force Marham on April 1 where the Queen and other members of the Royal Family will be shown the past, present and future of the Royal Air Force.

There will be 850 personnel on parade, including members of the Air Training Corps and the Royal Air Forces Association, and there will be a spectacular flypast involving 148 aircraft including a Red Arrows flypast with the aircraft vertically stacked in a '75' formation.

In addition, the Royal Air Force North Luffenham Amateur Radio Club (G6RAF, G3TCQ) will be on the air for 24 hours on April 1 from 0001 hours to 2359 hours using the Special Event callsign GB75RAF and appropriate QSL cards.

It is hoped that the station will participate in all RAFARS nets on the day, with as many other Royal Air Force Amateur Radio Clubs as possible.

It is also hoped to work as many past and present members of the Royal Air Force as possible and to work all countries where the Royal Air Force has, or has had, bases. Frequencies used will be 1.984, 3.710, 3.790, 7.045, 14.290 and 21.290MHz s.s.b.; 1.830, 3.515, 7.015, 14.055 and 21.055MHz c.w., plus 144MHz s.s.b. and c.w.

Help will be needed on and around the day and it is intended to invite all serving amateurs to Royal Air Force North Luffenham to aid in operating and/or setting up the special event station. Visitors will, of course, be welcome on the day but, as space is fairly restricted in the club house, prior notice would be appreciated.

More details from **Rob Luckham on (0780) 720041 ext. 7283, or Mark Havard G6UYT ext. 7455. Alternatively, please send a packet to G6RAF @ GB7RUT.**

## SMC Break-In

The following is a list of items stolen from the SMC (South Midlands Communications) showroom on February 18:

- 1 x FT-530 s/n 2N060720
- 1 x FT-411 s/n 8N051492
- 1 x FT-415 s/n 1L061036
- 1 x FT-76 s/n 1E040177
- 1 x FT-26 s/n 0N010026
- 1 x MH29A2B remote speaker mic for FT-530
- 2 x thumb wheel 'air handies' (matt black cases)

All units were unboxed.

Any information on the above should go to **SMC at SM House, School Close, Chandlers Ford Industrial Estate, Eastleigh, Hampshire SO5 3BY. Tel: (0703) 255111.**

## North Cheshire Radio Club

The North Cheshire Radio Club are operating a sponsored radio station in aid of the NSPCC (National Society For The Prevention Of Cruelty To Children) under the callsign GB0CAT, at their premises within the Morley Green Club, near Wilmslow. The station will be on air on all h.f., v.h.f. and u.h.f. bands, using f.m., s.s.b., packet and c.w., starting Friday midnight April 2, through to Sunday midnight April 4.

Visitors during this sponsored weekend will be most welcome, as will of course any donations. The last charity event in which the radio club was associated raised over £10 000. This was a joint effort between all sections of the Morley Green Club. Further information regarding this event can be obtained from the secretary, **Jill Gourley G0OZJ on 061-485 5036.**

## Special Event Call GB0LCP

On March 24, special event station GB0LCP (Langrish County Primary) will be operating from the Langrish County Primary School, Ramsdean Road, Stroud, Petersfield, Hants, during school hours, 10.30am to 3pm.

The object of the station is to give live 'on air' experience to the children sending greetings messages to other amateur stations, and hopefully to other schools, this being part of a classroom communication project, where various forms of communication are studied. The children taking part will range between the ages of eight to 11 years.

Depending upon band conditions on the day, operation will be either near or on 3.570MHz or 7.060MHz.

Further details from: **Eric G0BUZ, 44 Parsonage Estate, Rogate, Petersfield, Hants GU31 5HJ.**



## BBC Russian Service Winner Collects Prize - 28 Years Overdue

A Ukrainian who won a two-week trip to Britain in a BBC World Service competition finally visited the country - after 28 years.

Alexei Antonovich Brazhnik, aged 61, from Svetlovodsk, in Ukraine, was refused permission to make the trip in 1965 by local communist party bosses. But three years ago, he was able to claim his prize when he contacted the BBC during its first-ever exhibition on the former Soviet Union.

The BBC ran the competition on its Russian Service, at a time in the 1960s, when East/West relations were relatively relaxed. Jamming of the BBC had temporarily ceased and only resumed when Soviet troops invaded Czechoslovakia in 1968. It stopped finally in 1987.

Competition entrants were asked to write a short essay about what they would like to do if they had a chance to visit Britain, together with questions on how they saw life here.

A trip around London's water system ranked high in the list of places to visit by Mr Brazhnik, who works as an electrician at a water works!

Itineraries for Mr Brazhnik were arranged with the assistance of the London Tourist Board, and British Airways, who were involved in the original competition, supplied the flight.

Got an exciting item of club news? Can't find that vital component? Don't worry, send your news and requests for 'Can You Help' to Sharon George at the Broadstone office.



## Sony Broadcast Amateur Radio Training Group

The Sony Broadcast Amateur Radio Training Group was formed to help people become radio amateurs.

In January 1991, 18 people enrolled full of enthusiasm. Some, for various reasons, fell by the wayside, others because of home or work commitments, attended on an occasional basis, doing most of their study at a distance. One young man was unable to get to Basingstoke at all because he lived in Southampton, so he did a sort of correspondence course.

The aim was to set up a flexible form of training which could be used according to people's needs, and this has been one of its greatest successes. Its other great success, has the been the provision of a forum for radio amateurs in the area in the public lecture programme which is run by the Sony Broadcast Amateur Radio Club (although differently named, the two organisations are the same).

As a training group, some would say they ought to measure their success in terms of exam results. If that is so, they have done very well with some 22 new callsigns taking to the air as a result of their studies there over the last 18 months or so.

To mark the second anniversary of the acceptance of the Training Group as part of the Company's community programme, a photograph of as many members of the training group as could make it was taken in the entrance foyer at Sony's European HQ on August 24. The line-up is as follows:

Back row (standing) left to right Ian Clewley G7KAK, Robin Lince G7MWV, Chris Cory G3MEV (instructor), Albert Kleyn G0SIT, Mark Aylett, Wayne Davies, Chris Hurst G7MER, Gavin Walker G7LBK, Andrew Dressler G7MEP.

Front row (sitting) left to right Wendy Harding G7LJR with husband Andrew Harding G1JHM (instructor), Ken Barratt Chairman of Sony Broadcast and Communications, Stephen Harding G4JGS (founder of the group), Ken Aldus.

Where the group goes in the future is a big question mark. It exists to help people get into the hobby of amateur radio, and so long as there is a need, will respond as best it can. Even if they cannot help with training, anybody can take the exam in their registered centre, for which no charge is made other than the City & Guilds examination entry fees. People who would like to use the Training Group should write in, giving a daytime telephone number and a brief statement of their needs.

All lectures take place at the Sony Sports & Social Club in Priestley Road, Basingstoke starting at 7.30pm for 8pm. On March 22, they have a lecture on Digital Audio Recording - DAT, CB, Compact Cassette or Minidisk? Speaker Richard Schiller. Further details on **(0256) 483454 between 12.30 and 1.30pm or 5pm and 5.30pm.**

## The 7th Annual 144MHz SSB National Contest Rules

The 7th Annual 144MHz SSB National Contest, run by the Derby & District Amateur Radio Society, will take place on Sunday 21 March 1993, starting 1300GMT and finishing at 1700GMT. The mode will be s.s.b. (J3E) and the bandplan must be observed. Fixed and portable entries are permitted. Contestants will exchange callsign, RS, incremental serial number starting at 001, and administrative county (Scottish contestants will send region). Metropolitan areas, eg. Greater London are still considered counties. Contact with G3ERD and G8DBY scores 10 points for each callsign. All other contacts score two points. The final score is the total number of contact points multiplied by the

number of counties worked. Each country outside the UK is scored as a county.

Logs must show time in GMT, callsign of station worked, RS and serial number sent, RS and serial number received, county received.

RSGB log sheets are preferred, but any neat alternative is acceptable. Please head each sheet with the callsign of the entering station, the county in which the station was located and whether a single or multi-operator.

No logs are to be submitted on computer disks. Completed entries should be sent to the following address, to arrive by 30 April 1993:

**Derby And District  
Amateur Radio Society**

**119 Green Lane  
Derby DE1 1RZ.**

Check lists of stations and counties worked would be appreciated.

There will be two sections for awards, each of two categories. Full legal power limit, single operator and multi-operator. Low power - 30W maximum output, single operator and multi-operator.

The winner and runner-up in each section and category will receive a certificate. For a set of results, please send a s.s.a.e. to the above address quoting the entering station callsign, and a set shall be sent direct.

Further details from **Dave G1VAB, c/o above address.**

Newsdesk  
'93

# Club News

Please send in all of your 'Club News' items to Sharon George at the new editorial offices in Broadstone.

## Antrim

**Carrickfergus AG.** Tuesdays, 7pm. Downshire Community School, Downshire Road, Carrickfergus. April 6 - Computer Speech by G14IRW. Gavin on (0232) 835650.

## Avon

**North Bristol ARC.** Fridays, 7pm. Self Help Enterprise, 7 Braemar Crescent, Northville, Bristol. RAE & Morse tuition available for members. March 12 - Scanning Receivers by John G6BGY, 19th - Table Sale, 26th - Video - Silicon Glen G0RFB & G0MEM, April 2 - committee meeting. Tony G4ROX on (0272) 513573.

## Bedfordshire

**Shefford & DARS.** Thursdays, 8pm. Church Hall, Ampthill Road, Shefford, Bedfordshire. March 11 - Recovery Of The Olympus Satellite, 25th - Junk Sale, April 8 - a talk by Nick G4TXG. Paul G1GSN on (0462) 700618.

## Berkshire

**Newbury & DARS.** Wednesdays, 7.30pm. Bucklebury Memorial Hall. March 24 - Operating From Afar. (0635) 46241.

**Reading & DARC.** 2nd & 4th Thursdays, 8pm. The Woodley Pavilion, Woodford Park, Haddon Drive, Woodley, Reading. March 11 - Club Quiz vs Maidenhead Club, 20th - assist with 3 Towers hike, 25th - Spring Junk Sale, April 8 - WWII Radio Equipment (part 2) by Russel Rixon G80RE. Nick Challacombe GOLGG on (0734) 722489.

## Buckinghamshire

**Aylesbury Vale RS.** 1st & 3rd Wednesdays, 8pm. Village Hall at Hardwick. March 17 - AGM, April 7 - Cellular Telephones by R. Biltcliffe G2BSJ. Martyn G4XZJ on (0296) 81097.

## Cheshire

**Mid-Cheshire ARS.** Cotebrook Village Hall, Cotebrook, nr. Northwich, Cheshire. March 24 - Presentation on Packet Radio & the Clive database by Colin Chadburn, 31st - talk by the International Short Wave League, April 7 - Theatre in POW Camp by Len Moss. Mike Baguley G7LQD on (0606) 331210.

**Stockport RS.** 2nd & 4th Wednesdays, 7.45pm. Room 14, Dialstone Centre, Lisburne Lane, Offerton, Stockport, Cheshire. March 24 - Surplus Equipment Sale. Jim France G3KAF on 061-439 4952.

**Widnes & Runcorn ARC.** March 16 - Surplus Equipment Sale, 30th - Map Reading. Dave Wilson G70BW on (0270) 761608.

## Clwyd

**Rhyl & DARC.** 1st & 3rd Mondays, 8pm. WRVS Centre, 116 Vale Road, Rhyl. March 15 - Demo of Slow-Scan TV by GW0DSJ. Ken Padley GW7IAR on (0745) 338276.

**Wrexham ARS.** Maesgwyn Community Centre, Maesgwyn Road, Wrexham. March 16 - AGM, April 6 - Test Equipment talk. Ian Wright GW1MVL on (0978) 845858.

## Cornwall

**Cornish RAC.** Village Hall, Perranwell Station, Perranwell, nr. Truro, 7.30pm. March 15 - computer section, April 1 - AGM, 6th - activities night. Geoff Bate on (0209) 820836.

## Derbyshire

**Buxton Radio Amateurs.** Lee Wood Hotel, Buxton, 8pm. March 9 - Fox Hunts explained. Derek Carson G4IHO on (0298) 25506.

**Derby & DARS.** Wednesdays, 7.30pm. 119 Green Lane, Derby. March 24 - AGM. Richard Buckley G3VGV on (0773) 852475.

## Devon

**Appledore & DARC (Devon).** 3rd Mondays, 7.30pm. Appledore Football Clubroom. March 15 - AGM followed by Video - Expedition to Herald Island, April 6 - Construction techniques class. Reg Lyddon G4ETJ QTHR on (0237) 477301.

**Torbay ARS.** Fridays, 7.30pm. ECC Social Club, Highweek, Newton Abbot. March 19 - Talk & film by the RNLI. Andy Stafford G4VPM on (0803) 329055.

## Dorset

**Dorset Police ARS.** The Dorset Police ARS will now be holding regular monthly meetings, at force HQ on the first Thursday of every month, at 7.30pm. Membership is open to Police Officers, serving and retired, Civilian employees, Special Constables and their immediate family. Further info from PC 915 Richard Newton at Ferndown Police Station on (0202) 229351.

**South Dorset RS.** 1st Tuesdays, 7.30pm. Wessex Lounge of Weymouth Football Club. April 6 - AGM & presentation of trophies. Mike Lenzi G7HNY on (0305) 773860.

## East Sussex

**Hastings Electronics & RC.** 3rd Wednesdays, 7.45pm. West Hill Community Centre, Croft Road, West Hill, Hastings. March 17 - AGM. G3YFF on (0424) 830454.

## East Yorkshire

**North Ferriby United ARS.**

Fridays, 8pm. North Ferriby Utd. FC Social Club, Church Road, North Ferriby, East Yorkshire. March 12 - Packet Update by Chris G6KIA, 19th - night on the air, 26th - Latest equipment by Peter, Rodmell Electronics, April 2 - night on the air. Frank Lee G3YCC on (0482) 650410.

## Essex

**Braintree & DARS.** 1st & 3rd Mondays, 8pm. Community Centre, Victoria Street, Braintree. March 15 - Members Memories. M. J. Andrews on (0376) 327431.

## Greater London

**Acton, Brentford & Chiswick ARC.** 3rd Tuesdays, 7.30pm. Chiswick Town Hall, Heathfield Terrace, London W4. March 16 - Low Power Field Day. Colm Mulvany G0JRY on 081-749 9972.

**Clifton ARS.** 'Earl of Derby' Public House, Dennetts Road, New Cross, London SE14. March 19 - Lecher Lines by G0PPD, 26th - Quiz evening, April 2 - Packet evening. Keith Lewis on 081-859 7630.

**Edgware & DRS.** Watling Community Centre, 145 Orange Hill Road, Burnt Oak, 8pm. March 11 - Bring & Show evening, 13th & 14th - Commonwealth Contest, 25th - Morse training evening. Howard Drury G4HMD on (0923) 822776.

**Loughton & DARS.** Room 12 of Loughton Hall, 7.45pm. March 19 - Direction Finding On 144MHz by Ray Pedley G0LWF, April 2 - AGM. Ray Pedley G0LWF on 081-500 2811.

**Southgate ARC.** Winchmore Hill Cricket Club Pavilion, Firs Lane, Winchmore Hill, London N21. March 11 - Rig Check evening by Donald G4DFB, 13th & 14th - London Amateur Radio & Computer Show, Picketts Lock, 25th - Visit to Kings College, London for lecture on Cartography, April 8th - Grand Surplus Equipment Sale. Brian Shelton G0MEE on 081-360 2453.

## Greater Manchester

**Rochdale & DARS.** Mondays. T. S. Froisher, Greenbank Road, Rochdale. March 22 - talk on Power Supplies by G4KLT. Brian on 061-653 8316 or Dave (0706) 32502.

## Gwynedd

**Dragon ARC.** 1st & 3rd Mondays, 7.30pm. Four Crosses Hotel, Menai Bridge. March 15 - an evening of amateur radio videos, April 5 - Using Camcorder by Trefor GW0PZS & Dewi GW0ABL. Tony Rees GW0FMQ on (0248) 600963.

## Hampshire

**Basingstoke ARC.** 1st Mondays, 7.30pm. Forest Ring Community Centre, Sycamore Way, Winklebury, Basingstoke. March 28 - 144MHz direction finding competition OS185 - Fox Dave G3Z0I. (0256) 25517.

**Itchen Valley RC.** 2nd & 4th Fridays, 7.30pm. Scout Hut, Brickfield Lane, Chandlers Ford. March 12 - AGM, 26th - Annual Surplus Equipment Sale. Maurice Cheeseman G1PIQ on (0703) 736784.

**Winchester ARC.** 3rd Fridays,

7.30pm. Red Cross Centre, Durngate House. Peter Simpkins G3MCL on (0962) 865814.

## Hereford & Worcester

**Bromsgrove ARS.** 2nd & 4th Tuesdays, 8pm. Lickey End Social Club, Alcester Road, Burcot, Bromsgrove. March 23 - Noise Bridge (construction). Mr D. Edwards G4ZWR on (0527) 546075.

**Bromsgrove & DARC.** Fridays. Avoncroft Arts Centre, South Bromsgrove, Worcester. March 12 - AGM (at Art Centre). Joe Poole G3MRC on (0562) 710010.

## Hertfordshire

**Cheshunt & DARC.** Wednesdays, 8pm. Church Room, Church Lane, Wormley, nr. Cheshunt, Herts. March 17 - natter night, 24th - Chairman's lecture, 31st - natter night. Roger Frisby G40AA on (0992) 464795.

**Dacorum AR & TS.** 1st (informal) & 3rd (formal) Tuesdays, 8pm. The Heath Park, Cotterells, Hemel Hempstead. March 16 - Junk Sale & blue smoke evening. Dennis Boast G1AKX on (0442) 259620.

**Hoddesdon RC.** Alternate Thursdays, 8pm. Conservative Club, Rye Road, Hoddesdon, Herts. March 18 - Operating In Sri Lanka by Doug GOLUH, April 1 - Hints & Tips with Don G3JNJ. Roy G4UNL on 081-804 5643.

## Humberside

**Bridlington & DARS.** Alternate Thursdays, 7.30pm. Combined Cadet Building at Bridlington Upper School, Bridlington. March 18 - The Bombing of Bridlington by Mr J. Langton, April 1 - Emergency Services by Mike Norrie. Norman Bedford G4NJP on (0262) 673635.

## Kent

**Bredhurst T&RS.** Thursdays, 8.15pm. Parkwood Community Association, Parkwood Green, Rainham, Kent. Martin Pearson G7JBO on (0634) 365980.

**Bromley & DARS.** 3rd Tuesdays, 7.30pm. The Victory Social Club, Kechill Gardens, Hayes, Kent. March 16 - WAB Award Scheme. Alan Messenger G7GBH on 081-777 0420

## Lancashire

**Hesketh ARC.** Every other Tuesday. Birkdale, Southport. March 16 - QRP on the air. Bernie G7DEM on (0704) 63344.

## Leicestershire

**Charnwood ARCC.** 1st & 3rd Sundays. The Albion, Loughborough. March 21 - VHF Contest, 27th - HF Contest, 28th - HF Contest, April 4 - 80m QRP night on the air. Phil on (0509) 232927.

## Lincolnshire

**Grantham RC.** 1st & 3rd Tuesdays, 8pm. Kontak Sports & Social Club, Barrowby Road, Grantham. April 6 - Visit to the County Emergency Centre, Lincoln.

**John Kirton G8WWJ** on (0476) 65743.  
**Spalding & DARS.** Fridays, 8pm. The Riverside Centre, The Old Fire Station, Double Street, Spalding, Lincolnshire. March 12 - Hospital Radio G6ADG (provisional). **David Johnson** on (0778) 425367 (6-7pm).

## Merseyside

**Liverpool & DARS.** Tuesdays, 8pm. Churchill Club, Church Road, Wavertree, Liverpool. March 2 - Quiz, 9th - Activity night, 10th - Norbreck Rally preparations, 23rd - home-brew test gear G4GEB, 30th - Surplus Sale, April 6 - contest preparation. **Ian Mant G4WWX** on 051-722 1178.

## Middlesex

**Echelford ARS.** Community Hall, St. Martin's Court, Kinston Crescent, Ashford, Middlesex, 7.30pm. March 11 - Radio With Computers by P. Borrett G3XTC & J. Todd G4XLM, 25th - Transmitting Aerial Basics by Gerald Stancey G3MCK, April 8 - AGM. **P. Townshend G6PMT** on (0344) 843472.

## Norfolk

**Dereham ARC.** 2nd Thursdays, 8pm. St. Johns Ambulance Hall, Yaxham Road, Dereham. March 11 - Strange Noise On HF Explained, April 8 - SWL by G4LPW. **Mark Taylor G0LGJ** on (0362) 691099.

**Norfolk ARC.** Wednesdays, 7.30pm. The Norfolk Dumping, The Livestock Market, Harford, Norwich. March 14 - Club trip to London Amateur Radio Show, 17th - Weather Charts by Jim G3YLA, 24th - Practical Oscilloscope (part 2) RF by Mike G4EOL, 28th - Surplus Equipment Auctions/Bring & Buy, 31st - Informal & committee meeting, April 7 - AGM. **Jack Simpson G3NJQ** on (0603) 747992.

## Northants

**Kettering ARS.** Tuesdays, 7.30pm. Electricity Sports & Social Club, Eksdale Street, Kettering. March 23 - Kettering In WWII by Mr A. Buksh, April 6 - Repeaters details to be finalised. **Len GORDV** (but QTHR as G7EHM) on (0536) 514544.

## Nottinghamshire

**Mansfield ARS.** Polish Catholic Club, off Windmill Lane, Woodhouse Road, Mansfield. April 1 - Junk Sale. **Mary G0NZA** on (0623) 755288.

**Nottingham ARC.** Thursdays, 7.30pm. Sherwood Community Centre, Mansfield Road, Nottingham. March 11 - Around The World In 43 Days by G4MHB, 18th - construction exhibition/competition, 25th - Top Band/MW propagation by Richard G3VGV, April 1 - Construction/activity on the air, 8th - AGM. **Ian Miller G4JAE** on (0602) 232604.

**South Notts ARC.** Highbank Community Centre, Farnborough Road, Clifton Estate, Nottingham, or Fairham Community College, Farnborough Road, Clifton Estate. March 12 - construction (Fairham College), 19th - Talk-in (S22)/VHF Linear & PSU Design by Martin G6ABU, 26th - on air. **Ray G7ENK** on (0602) 841940.

## Scotland

**Aberdeen ARS.** Fridays, 7.30pm. 35 Thistle Lane, Aberdeen. March 12 - PC Public Domain Software Giveaway by Graham GM8FFX, 19th - Concrete In Amateur Radio by Brendan GM0CQV, 26th - Beetle Drive & Family Evening, April 2 - Junk Sale. **John GM1TDU** on (0224) 706619.

**Dundee ARC.** Tuesdays, 7pm. College of Further Education, Graham Street, Dundee. March 16 - construction night, 23rd - Morse Testing Service by Wallace Shakleton GM0GNT. **George Millar GM4FSB**, 30 Albert Crescent, Newport-on-Tay, Fife DD6 8DT.

**Stirling ARS.** Thursdays, 7.30pm. Premises near Throsk, Stirling. March 25 - Electronics In Medicine by Hugh Martin GM4UYE. **Brian Mulleady GM0KWL** on (0324) 36235.

**Wigtownshire ARC.** Thursdays, RAE & Morse, chats, etc. Community Education Office, Stranraer Academy, 7.30pm to 10pm. **Ellis Gaston GM0HPK** on (0776) 7215 evenings or (0294) 217979 day.

## Somerset

**Yeovil ARC.** Thursdays. Red Cross HQ, Grove Avenue, Yeovil, Somerset. March 11 - Talk by BBC engineer on Rampisham Transmitting Station, 18th - Club project any problems & future plans by G4GVM, 25th - constructors contest entry, April 1 - Quiz, 8th - Adjudication of constructors contest. **Cedric White G4JBL** on (0258) 73845.

## South Glamorgan

**Barry ARS.** Alternate Thursdays. Old College Inn. **Ann MacKay GW0SQT**, QTHR.

## South Yorkshire

**Barnsley & DARC.** Mondays. Radio club room & shack, at the rear of the Darton Hotel, Station Road, Darton, Barnsley. March 15 - Junk Sale, 22nd - AGM. **Ernie G4LUE** on (0226) 716339.

**Devonshire Arms ARC.** Mondays. Devonshire Arms Public House, Herries Road, Sheffield. **David G0JJR** on (0742) 446282.

## Suffolk

**Felixstowe & DARS.** March 13 - Minibus visit to Picketts Lock Rally (8.30am) pickup at OPS, 29th - AGM. **Paul Whiting G4YQC** on (0394) 273507.

**Sudbury & DARC.** 1st Tuesdays, 8pm. Five Bells Inn, Great Cornard, Sudbury, Suffolk. March 13/14 - London ARC Show, April 6 - Mike Marsh G4GGC compares the date modes of Packet & Amtor. **Colin Muddimer G0PAO** on (0787) 77004.

## Surrey

**Surrey RCC.** 'Terra Nova', The Waldrons, Waddon, Croyden, Surrey. March 15 - natter night, April 5 - AGM. **Berni G8TB** on 081-660 7517.

## Sutton & Cheam RS.

3rd Thursdays, 7.30pm. Sutton United Football Club, The Borough Sports Ground, Gander Green Lane, Sutton, Surrey. Natter nights - 1st Thursdays. March 18 - Cable Television by Ralph McDermott of United Artists. **John Puttock G0BWW**, 53 Alexandra Avenue, Sutton SM1 2PA.

**The Kingston & DARS.** 3rd Wednesdays, 8pm. Alfriston, 3 Berrylands Road, Surrey KT5 8RB. March 17 - I followed Rommel by Joan Nichols. **Ray Fuller** on 081-398 1128.

**Wimbledon & DARS.** 2nd & last Fridays. St. Andrews Church Hall, Herbert Road, Wimbledon SW19. March 26 - Secret Listeners by Brian Cannon G8DIU. **Chris Frost G0KEB** on 081-397 0427.

## Warwickshire

**Stratford-Upon-Avon & DRS.** 2nd & 4th Mondays, 7.30pm. Home Guard Club, Main Road, Tiddington, Stratford-Upon-Avon, Warwickshire. March 22 - Surplus Sale. **Aian Beasley G0CXJ** on (0608) 82495.

## West Midlands

**Barr Beacon RC.** 1st Mondays & 3rd Wednesdays, 7.30pm. 112 Walsall Road, Aldridge, West Midlands. **C. J. Baker G0NOL** on (0922) 36162.

**Solihull ARS.** 3rd Thursdays. The Shirley Centre, 274 Stratford Road, Shirley, Solihull, West Midlands. March 18 - EMC & The Motor Vehicle by Ivor Mantell G4NRY. **Colin Taylor G3USA** on 021-777 9965 evenings or (0827) 53344 daytime.

## West Yorkshire

**Denby Dale & DARS.** Pie Hall, Denby Dale, nr. Huddersfield, 8pm. March 17 - Wavemeters & GDOs by Gerald G3SDY, April 7 - Surplus Sale. **Ivan Lee, Clayton Lodge, Sunnyside, Edgerton, Huddersfield HD3 3AD.**

**Halifax & DARS.** 1st & 3rd Tuesdays, 7.30pm. March 16 - Pete Sheppard G4EJP - RSGB. **David Moss G0DLM** on (0422) 202306.

**Keighley ARS.** The Ingrow Cricket Club, Ingrow, Keighley, 8pm. March 11 - The Sky, The Beauty & The Wonder by Mr Dougherty, 18th - natter night, 25th - Transatlantic on 144MHz by G3OTE, April 1 - natter night, 8th - Junk Sale. **Kathy Conlon G0RLO** on (0274) 496222.

**Wakefield & DRS.** Tuesdays, 8pm. First Floor Rooms, Ossett Community Centre, Prospect Road, Ossett. March 16 - QRP & Homebrew by Rev George Dobbs G3RJV, 23rd - construction evening, 30th - on the air night, April 6 - The G3TDZ Phasing Transceiver by John Hey G3TDZ. **Dave Ackrill G0DJA** on (0924) 240577.

## Wiltshire

**Trowbridge & DARC.** 1st & 3rd Wednesdays, 8pm. Southwick Village Hall, 8pm. March 17 - natter night, April 7 - CW Operating Practice & Procedures by G3BPE. **Ian G0GRI** on (0225) 864698.

# Radio Diary

\* Practical Wireless & Short Wave Magazine in attendance.

If you're travelling long distances to rallies, it could be worth phoning the contact number before setting off, to check all is well.

\*March 13/14: The London Amateur Radio & Computer Show will be held at Picketts Lock Centre, Picketts Lock Lane, Edmonton, London N9. Large trade presence, free parking, lectures, disabled facilities, Bring & Buy, special interest group section. Talk-in on 144 & 430MHz. (0923) 678770.

March 13: Lagan Valley ARS will be holding their Annual Hamfest In the Nurse's Recreation Hall, Lagan Valley Hospital, Lisburn. Trade stalls, Bring & Buy, refreshments, QSL bureau, club stand. **G10GDF, QTHR.**

March 21: Tiverton South West Radio Club Mid-Devon Rally will be held at the Pannier Market, Tiverton. Easy access, only minutes from junction 27 on the M5. Two halls of trade stands, free parking, Bring & Buy, snack bar. Club room bar open throughout day. Doors open 10am, talk-in S22. **G4T5W, PO Box 3, Tiverton, Devon.**

March 28: Bournemouth Radio Society's 6th Annual Sale will be held at Kinson Community Centre, Pelhams Park, Millhams Road, Kinson, Bournemouth. Doors open 11am to 5pm. Talk-in from G1BRS on 144MHz S22. Amateur radio & computer traders, clubs & specialised groups. Refreshments. Adm'ssion £1, including free raffle ticket. **Ian G2BDV** on (0202) 886887.

March 28: Pontefract & DARS will be holding their 13th Annual Components Fair & Springtime Rally at the Carleton Community Centre, Carleton, nr. Pontefract. Admission by prize programme, three prizes plus free prize draw for lady visitors. Traders, Bring & Buy, bookstall, licensed bar, hot & cold snacks. Free car parking. Talk-in S22. Car boot spaces will be available. **Colin Wilkinson G0NQE** on (0977) 677006.

April 18: Marske-by-the-Sea Radio Rally will be held in the Marske Leisure Centre, High Street, Marske-by-the-Sea, near Saltburn. Doors open 11am. Usual traders, Bring & Buy & refreshments. Talk-in S22. **Mic G71DN** on (0287) 610030.

April 18: Cambridgeshire Repeater Group have their Amateur Radio Rally at Philips Telecom PMR - Catering Centre, St. Andrews Road, Chesterton, Cambridge. Trade stands, Bring & Buy, Auction, hot food & drinks. Doors open 10.30am. **Mike G6COQ** on (0223) 358985 Ext. 3310.

April 26: The Bury (Lancashire) RS will be holding another Hamfeast/Rally at the Leisure Centre, Bolton Street, Bury. **Laurence G4KLT** on 061-762 9308.

May 3: Dartmoor Radio Club Rally will be held at Yelverton War Memorial Village Hall, Meavy Lane, Yelverton, Devon. Doors open 10.30am. Talk-in S22. **Ron G7LLG** on (0822) 852586.

May 9: The 9th Yeovil QRP Convention will be held at the Preston Centre, Monks Dale, Yeovil, Somerset. Featuring lectures, displays of home-made QRP equipment & vintage radio, on-air QRP stations & trade stands. Refreshments, doors open 9am, admission £1.50, talk-in S22. This convention is not a rally, but a convention for amateurs not only to attend interesting lectures about the technology & practice of low power communication, but also to meet other QRPers. There will also be the usual friendly QRP Contest on 3.5 & 7MHz, during the evenings of the previous week. This event is known as the QRP 'Funrun'. **Peter Burridge G3CQR** on (0935) 813054.

May 16: The 2nd National Vintage Communications Fair will be held at the NEC, Birmingham. Doors open 10.30am to 5pm. Hundreds of items for sale, including vintage radios, telephones, gramophones, jukeboxes, radiograms, etc. Admission will be £3. **Jonathan Hill** on (0398) 331532.

May 16: The Parkaneur Rally will be held at the Silverwood Hotel, Lurgan, Co. Armagh. Doors open 12 noon. Admission £1. Plenty of parking. Usual traders. Refreshments available. Talk-in S22. All proceeds of this rally will go to the Stanley Eakins Memorial Fund, a very worthy charity. **W. A. Hutchman**, 35 Carlingford Park, Newry, Co. Down, N. Ireland BT34 2NY.

# NEVADA

EVER



## YAESU RADIO

**Yaesu FT747GX** - Still an unbelievable performer across the H.F. bands and one of the top 5 in budget H.F. Transceivers. Top Band to Ten, you won't be disappointed... **£775**

**Yaesu FT-890** - Recent reviews answer all your questions. Based on a winning combination, available with or without auto A.T.U... **£1199**

**Yaesu FT-530** - A Twin Band Handheld and a host of features including Dual In-Band RX, CTCSS DTMF all fitted. Wideband coverage plus optional speaker mic with LCD display. Guaranteed to be the next No. 1... **£449.95**

**Yaesu FT-1000** - You will never want another H.F. Transceiver! The FT-1000 does it all. This has to be the ultimate word in H.F. communications. Full brochure available... **£3299**

**FULL YAESU RANGE NOW IN - CALL FOR DETAILS**

## DRAKE

**Drake R8E** - Number one in the U.S. since 1943. Drake is known right across the globe for its technology and above all, reliability - remember the "B" line separates (mine are still going!). Wide frequency coverage, excellent dynamic range Superb filtering In fact it's simply the best shortwave clarity you'll find. Outperforming many other receivers costing much more. Whatever your interests - Drakes' R8E can handle it!!!

- Fully filtered with AMS as standard
- 99 programmable memories with Scan
- Computer control option
- I.F. Pass-band offset facility



**£1145**

### Options

- R8E Matching Speaker ..... **£49.95**
- VHF Conv. (3.5-54 & 108-174MHz)..... **£225.00**
- P.C. Computer Drive Software ..... **£59.95**
- Full Technical W/Shop Manual ..... **£29.95**

## SCANNING RECEIVERS



### NEW - MVT-7100,

Set to be THE handheld of 1993. This radio must be heard to be believed. It provides effortless reception of SSB and CW signals using TRUE carrier injection with 50Hz resolution. It can even (with accessories) be hooked up for FAX and DATA reception.

- 100kHz-1650MHz
- 1000 memory channels
- All mode reception (incl. SSB & CW)

Each set is supplied with all accessories including: UK Charger, NiCad Batteries, Earphone, Telescopic Antenna, Original Yupiteru English Manual ..... **PRICE £499**



### YUPITERU MVT 7000 HANDHELD

- Receives 8 to 1300 MHz
- 100kHz-1300MHz (at reduced sensitivity)
- 200 Memory channels
- Rotary or keypad freq. control
- AM/FM/NFM
- Large display with strength meter

Each set is supplied complete with:-

Full set of high power NiCads, AC charger. DC power lead and carry strap ..... **£369**

**MVT-8000** - Mobile version of the 7000 c/w mains adaptor. Especially sensitive @ UHF. Recommended..... **£389.00**

**AR2800** - Desk top, all mode scanning receiver. 500kHz-600MHz and 800MHz-1300MHz. Fitted BFO for SSB reception, excellent results. Come and try one!!!! ..... **£449.00**

**AR3000A** - The latest in multimode scanners, offering continuous coverage from 100kHz-2036MHz. Modes:- USB/LSB/CW/AM/FM/WFM. Computer control available via ACEPAC-3 Software (for PC/Clones)..... **£899.00**



**HP2000 - SUPPLIED WITH FREE UK SCANNING DIRECTORY VALUE £14.95**

Still our most popular handheld scanner.

• 500kHz-1300MHz

- 1000 Memory channels
- AM/FM/WFM Modes
- Sensitive Receiver
- Supplied with all accessories & UK charger..... **£299**



### AR1500 HANDHELD

Covers 500kHz-1300MHz receiving NFM/WFM/AM and SSB.

Supplied with a large selection of accessories including:-

- Charger
- Dry Cell Battery Case
- Long Wire Antenna
- Ear Piece
- Soft Case..... **£339**



### HP2000 HANDHELD

Still our most popular handheld scanner.

- 500kHz-1300MHz
- 1000 Memory channels
- AM/FM/WFM Modes
- Sensitive Receiver
- Supplied with all accessories & UK charger..... **£299**

## KENWOOD RADIO

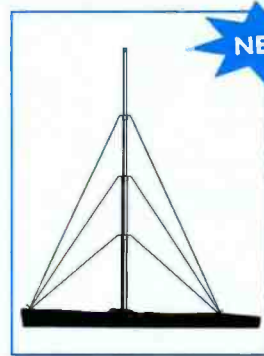
**Kenwood R-5000** - Tried and tested in all corners of the world. This receiver keeps going and going. 150kHz-30MHz. All mode with many options - what more could you want... **£949**



**Kenwood TS450/690S** - Two superb H.F. Transceivers capable of delivering the "punch" when necessary. 100W O/P, optional Auto A.T.U. plus general coverage receive... **TS450 - £1149 690S - £1399**

**TH28/48/78E's** - The family of 3 "designer-type" handhelds that feel comfortable in the hand whether Two Meters, 70 Cms (ideal novice band) or 2/70 Twin Bander is what you're after - take a serious look at the "TH" range... **£Call**

**Kenwood TS850S** - Another sure winner from Kenwood! Designed with the serious operator in mind and built to last..... why not consider upgrading or part-exchanging your old TS830???. **£1599.99**



**NEW**

## EXTENDAMAST

### 10 METRE RETRACTABLE MAST

Suitable for: Dipoles, Long Wires, VHF/UHF Beams, G5RV and many other antennas.

A new and inexpensive aluminium 10 metre retractable mast that may be used at home or for portable use. Easy to erect in minutes - your antennas can now be independent of trees, buildings and other make shift fixing points! The steel guying rings are corrosion protected to provide years of useful life. Because individual requirements vary guy wires are not included. A base fixing plate is available as an extra.

**Introductory Price £69 Plus £8 Carriage**



## FRG-100 H.F. RECEIVER

Call now and be one of the first to own this brand new general coverage receiver. Don't forget our generous part-exchange schemes.

Call the Hotline for Immediate response: **£559**

## SONY "PYXIS" G.P.S. RECEIVER

A new portable global positioning satellite receiver that gives -

- ★ Position in Latitude/Longitude and Altitude, accurate to 30-100 metres

- ★ Distance and direction to dest.

- ★ Current speed and heading

- ★ Time incl. estimated time of arrival

**PRICE £599**



## THIS MONTH'S BEST BUY

### NEVADA MS1000 BASE/MOBILE SCANNER

MOBILE VERSION OF THE HP2000 HANDHELD BUT WITH SEVERAL ADDITIONS:-

- ★ Switchable audio squelch
- ★ Tape recorder output socket
- ★ Automatic - signal operated tape recorder switching
- ★ All metal case for improved EMC compatibility
- ★ Receives:- 500kHz - 600MHz, 805 - 1300MHz. Supplied with mains power supply.



**£229**

**SAVE £50**

**THE FASTEST MAIL ORDER COMPANY**



**USE YOUR CREDIT CARDS FOR SAME DAY DESPATCH**

# EVERYTHING FOR THE RADIO ENTHUSIAST

## HUGE STOCKS - FAST DELIVERY - PERSONAL SERVICE

NEVADA COMMUNICATIONS, 189 LONDON ROAD, PORTSMOUTH PO2 9AE  
TELEPHONE HOTLINE: (0705) 662145 FAX: (0705) 690626

### ICOM RADIO

**Icom IC-737** - A new full coverage HF transceiver with Auto ATU, Electronic Keyer, good receiver on a host of extras .....**£1350**

**Icom IC-728** - If you like Icom, you'll like the 728 HF Transceiver. As expected, built to a high standard. Full coverage, 100W o/p, many accessories .....**£Under 1000**

**Icom IC-735** - This is more than just another transceiver - well designed & stylish in looks with an enviable performance. All the usual features and still .....**£1095**

**Icom IC-W21E** - Twin band handie with full duplex "Whisper" mode. C/W NiCad and charger .....**£425**

**Icom R-100** - The mobile monitoring station. 500kHz to 1.8GHz. What more is out there? 100 mems, AM, FM & WFM modes .....**£475 incl. free antenna**

**Icom R-7100** - An affordable - professional grade receiver. Hosting 25-2000MHz coverage & a whole 900 memories to play with! Full colour brochure available .....**£1095 incl. free discone**

**Icom R-72** - Lets not forget all the S.W.'s - Icom haven't with this general coverage H.F receiver 100kHz-30MHz. All mode (FM optional) with 99 mems for favourite frequencies .....**£649 incl. free antenna**



### KENPRO RADIO

**KT-44** - 70 cms handheld. Thumb wheel frequency control. Full 10MHz! Ideal novice or repeater user. c/w NiCad, beltclip & charger .....**£159.00**

**KT-22** - Popular 2M version of the KT-44 with simple NO FUSS operation. Ideal standby handheld or for use on Packet .....**£149.00**

**KT-220** - A 2M handheld with direct keypad entry and LCD display. 10 memories & CTCSS fitted. Ext 12V DC socket. Up to 5 watts output SPECIAL .....**£169.95**

### NEW HAND-HELDS

**ALAN CT-145** - Fully featured 2M handheld with options for DTMF & CTCSS Paging. 5 watts output is available when powered from external 12V DC supply. Now with extended receive - 130-169MHz. Excellent reliability & performance .....**£199.00**

**ALAN CT-450** - 70 cms version of the CT-145. This model will be a proven winner amongst the new novices and seasoned users alike. Full 10MHz coverage, 430-440MHz. 5 watts available when powered via 12V DC. This model comes highly recommended! .....**£220**

### NEW VECTRONICS AMP

Vector 500. "Canadian Punch!" A full 1000 Watts PEP on SSB enables you to beat the pile ups. Now available here in the U.K. Top band to 10 from only 60-80 Watts input. Call now for your brochure.

- 4x811A Low Cost Tubes
- 600W C.W. 1000W PEP
- Compact 24lb weight

**£865**

### TRADING POST

We buy as well as sell new and used radio equipment, please feel free to call Paul or John on our Hotline for an instant quote on either P/X or Buy-Ins.

- Yaesu FT200** HF Rig, slight fault on 10m .....**£195**
- Kenwood TS930** Matching Speaker, reasonable condition .....**£75**
- Yaesu FRG9600** Desktop Scanning Receiver, av. cond .....**£365**
- Kenwood TS4405** C/W Matching Speaker, excellent cond .....**£845**
- Yaesu FT102** Mains Powered HF Transceiver av. cond .....**£525**
- Waltz SWR** Meter Model SP400 .....**£59**
- Mirage B1016** 2m Amp 150W .....**£150**
- Trio JR500/S** Shortwave Receiver, good for beginners .....**£149**
- Trio R1000** Digital RX, 0-30MHz [choice of two] .....**£265**
- Datong Speech Processor**, Boxed .....**£50**
- Yaesu FT707** 12V HF Transceiver, excellent cond .....**£425**
- Kenwood R5000** Top of the Range model, exc. cond .....**£650**
- Yaesu FT290** Mk I, 2m Multimode, NiCads & Charger .....**£345**
- Standard C5800** 2m. Mobile, reasonable condition .....**£345**
- MM33/LS** 2m. Amp .....**£59**
- Tokyo HP**, HC200 ATU, 80m thru 10m .....**£99**
- ERA Microreader**, boxed, v.g.c. ....**£1220**
- Yaesu FT220** 2m. M/M Base .....**£275**
- VC300LP** ATU, boxed .....**£110**
- Trio TS700G** 2m. Base av. cond. ....**£375**

Call us now - even if we haven't listed your radio, for what we know to be unbeatable P/X deals.

### EARTALKER

**Eartalker** - A completely new concept in microphone technology. The Eartalker is a combination of earphone and microphone which is worn within the ear. It provides outstanding transmitted audio quality and is suitable for all leading brands of handheld (Call for details on your particular model). Separate volume, PTT switch and control box .....**£39**

### MICRO-READER

**ERA Microreader** - Data Communications decoder - decodes RTTY, CW, AMTOR (A) & SITOR (B). 16 character LCD display needing only connection to receiver extension speaker socket. Shortly to become available will be the large 4-line LCD display with built-in parallel printer driver port. Variable in-built morse tutor. (Call and reserve your optional display now) .....**£169.00**

### SCANNING ANTENNAS

**WB1300** Discone - (25-1300MHz) Stainless steel top of the range "N" type connector. Complete with short mounting pole and clamps. 8 elements with vertical whip. Suitable for transmit on 6m, 2m, 70cm, 32cm, and 23cm bands. Length 1.7 mtrs .....**£49.95**

**Nevada Scanmaster** - (500kHz - 1500MHz). New high quality wide-band receiving antenna uses fibre glass/stainless steel with 4 small radials. "N" type connector. Length 1.1 metres .....**£39.95**

**Micro-Scan** - (180-1300MHz). New low cost budget ground plane antenna .....**£12**

**Skyband** - (25-1300MHz). Our most popular stainless steel economy wideband discone. Recommended. Bargain Price ONLY .....**£27.95**

### SONY ACTIVE ANTENNAS

**AN1** - An external active antenna with built-in pre-amp, covers 150kHz-30MHz. Fully portable with easy to mount fixing brackets. ....**£57.95**

**AN3** - Active antenna for Aircraft and VHF reception, suitable for Sony Air 7 plus many others .....**£54.00**

### ALINCO & STANDARD

**Alinco DJ-580** - Fast becoming the top selling Twin Band handheld here in the U.K. Complete with all "mod-cons" including AM Airband RX. Comes ready to go just plug-in and charge - the perfect way to operate 2M & 70 Cms .....**£399**

**Alinco DJ-F1E** - Don't take my word for it but my customers agree that this is the perfect companion when considering a 2M handheld. Full coverage and again offered with Airband receive .....**£249**

**Alinco DR-599E** - Replacing the 590E - This little unit has an impressive 50W on each band, automatic remote repeater function (ideal roynet exercises) and a host of extra facilities including ext.RX. Full colour brochure available - call us now! .....**£599.95 incl. free duplexer**

**Standard C528** - This Twinband handheld is the model the others were based on! Still a popular choice with many features including remote cloning and repeater talk-thru .....**£365**

**Alinco DJ-F4E** - A popular novice band radio on 70cms. Simple to operate handheld with 40 memories and 5 Watts output. ....**£269**

### LOW LOSS CABLE

Superb Japanese low loss cable with aluminium foil and braid double earth screening, tough weather resistant yet flexible. Fantastic low loss - suitable for high power and frequencies up to 3GHz.

- 5D-FB** [8.1mm - 0.055dB/mtr] .....**£0.65/mtr**
- 8D-FB** [11.1mm - 0.039dB/mtr] .....**£1.65/mtr**
- 10D-FB** [13.1mm - 0.031dB/mtr] .....**£2.42/mtr**

- Losses quoted at 100MHz
- CONNECTORS** (for above)
- "N" Types .....**£3.56**
  - BNC .....**£3.75**
  - PL259 .....**£1.50**

### VECTRONICS

Vectronics - Canadian based - producing High Quality affordable Amateur accessories including:-

- ANTENNA TUNING UNITS**
- VC300** - 300 Watt ATU with X pointer metering of FWD/REV/SWR readings. ....**£139.00**
- Select 2 coax antennas plus balanced line (4:1 balun included) .....**£149.00**
- VC300DLP** - As above but with built-in Dummy Load .....**£169.00**
- VC300D** - Deluxe model with peak reading bar graph .....**£399**
- HFT1500** - 3KW ATU with built-in 4:1 balun. Peak reading bar graph, X pointer meter matches just about anything! .....**£89**
- PM-30** - 3KW Power/SWR meter covers 1.8-60MHz .....**£39**
- LP30** - Low pass filter rated 1.5KW .....**£39**

### NEVADA ATU COMPONENTS

- VARIABLE CAPACITORS**
- Either** - 150pF, 170pF or 250pF variables (7.8KV rating) .....**£19.95**
- .....**£28.00**
- 500pF** variable (2 x 250pF gonged) .....**£15.95**
- TC48** - 48 turn mechanical turns counter 1 count/rev .....**£3.57**
- Control Knobs** - Large graduated 1.9 indicolor knobs



# PETER RODMELL COMMUNICATIONS G3ZRS

**FOR  
COMPETITIVE  
PRICES IN THE  
NORTH OF  
ENGLAND**

for  
KENWOOD, YAESU,  
ALINCO, DIAWA,  
CUSHCRAFT, AOR,  
MANSON, MALDOL,  
COMET and lots more...



KENWOOD TS950 SDX



KENWOOD TS850 SAT



Appointed by  
KENWOOD U.K.

KENWOOD TS450S/690S

## NEW MOBILITE TONE-BURST MICROPHONE NEW

- ★ Quality mobile microphones from PETER RODMELL
- ★ Completely redesigned for reliable service
- ★ Easy to change from one rig to another with changeable plug connectors for mic. and radio
- ★ One model for all rigs which includes on-board voltage regulator, crystal-controlled tone-burst, superior D.C. filtering, adjustable level audio and tone-burst output
- ★ Made on two newly designed P.C. boards for easy access

Available now for only **£39.95 + £1.50 p&p**

Call/Fax me on **0964 550921**


**FIELD HEAD HOUSE LECONFIELD, NORTH HUMBERSIDE**  
Next door to the petrol station between Beverley and Leconfield on the A164, 1 mile north of Beverley

**GOLD SEAL  
BP GARAGE**

95 Colindeep Lane, Sprowston,  
Norwich, Norfolk NR7 8EQ.  
Open Mon - Sat 9.30 - 5.30

NORTH WALSHAM RD  
B1150

EDWARDS RD



SHOP OPEN  
MON-SAT 9.30-5.30



"PHONE  
US NOW FOR  
BEST PRICES!"

**TEL: OR FAX: 0603 788281**

## THE SHORT WAVE CENTRE NORWICH

**Do you need a scanner or receiver ?  
Do you need amateur radio equipment ?**

"Kenwood, Icom, Yaesu, Alinco, Yupiter, Aor etc"  
**But most of all do you need equipment serviced?**  
We have up to date test equipment, fully equipped workshop for all types of radio equipment.  
Second Hand Equipment Available, Part Exchange Welcome.

# SPECIALIST ANTENNA SYSTEMS LTD

Present the finest range of DX antennas and accessories

## cushcraft

40-2CD	40m 2 element Beam
20-4CD	20m 4 element Beam
20-3CD	20m 3 element Beam
15-3CD	15m 3 element Beam
10-4CD	10m 4 element Beam
TEN-3	10m 3 element Beam
A4S	20-15-10m 4 element Beam
A3S	20-15-10m 3 element Beam
A3WS	17-12m 3 element Beam
D40	40m Rotary Dipole
D4	40-20-15-10m Dipole
D3	20-15-10m Dipole
D3W	30-17-12m Dipole
R7	40-10m H/W Vertical
R5	20-10m H/W Vertical
AP8	80-10m Vertical
AV5	8 Band HF Vertical
AV3	20-15-10m Vertical
A50-6S	6m 6 element Beam
A50-5S	6m 5 element Beam
A50-3S	6m 3 element Beam
AR-6	6m Ringo Vertical
17B2	2m 17 element Beam
13B2	2m 13 element Beam
124WB	2m 4 element Beam
A144-7	2m 7 element Beam
A144-11	2m 11 element Beam
A144-20T	2m 10 element X Oscar
AR-2	2m Ringo Vertical
ARX-2B	2m Ringo Ranger II
AR-270	2m/70cm Vertical
424-B	70cm 24 element Beam
A430-11	70cm 11 element Beam
416TB	70cm 8 element X Oscar
ARX450B	70cm Ringo Ranger II



R7  
THE RECORD BREAKING VERTICAL FROM CUSHCRAFT

## MIRAGE/KLM

COMMUNICATIONS EQUIPMENT

40M-2	40m 2 element Beam
20M-4	20m 4 element Beam
15M-4	15m 4 element Beam
10M-4	10m 4 element Beam
KT34-A	20-15-10m 4 element Beam
KT34-XA	20-15-10m 6 element Beam
6M-7LD	6m 7 element Beam
6M-5	6m 5 element Beam
2M-20LBX	2m 20 element Beam
2M-16LBX	2m 16 element Beam
2M-13LBA	2m 13 element Beam
2M-22C	2m 11 element X Oscar
2M-14C	2m 7 element X Oscar
432-30LBX	70cm 30 element Beam
432-20LBX	70cm 20 element Beam
435-40CX	70cm 20 element X Oscar
435-18C	70cm 9 element X Oscar

### LINEAR AMPLIFIERS

A1015G	6m 10-150w g/f rx
B3030G	2m 30-300w g/f rx
B3016G	2m 30-160w g/f rx
B1016G	2m 10-160w g/f rx
B108G	2m 10-80w g/f rx
B215G	2m 2-150w g/f rx
D3030N	70cm 30w-100w
D1010N	70cm 10w-100w
D15N	70cm 2w-20w

### GASFET PRE-AMPLIFIERS

KP-1/2M	2m Indoor unit
KP-1/70	70cm Indoor unit
KP-2/2M	2m Masthead unit
KP-2/70	70cm Masthead unit

## TELEX hy-gain

7-2	40m 2 element Beam
7-1	40m Rotatable Dipole
205CA	20m 5 element Beam
204BAS	20m 4 element Beam
203BAS	20m 3 element Beam
155CA	15m 5 element Beam
153BAS	15m 3 element Beam
105BAS	10m 5 element Beam
103BAS	10m 3 element Beam
TH7DXS	20-15-10m 7 element Beam
TH5MK2S	20-15-10m 5 element Beam
EXP14	20-15-10m 4 element Beam
TH3JRS	20-15-10m 3 element Beam
TH2MK3S	20-15-10m 2 element Beam
DX88	8 Band HF Vertical
12AVQS	20-15-10m Vertical
14AVQ	40-10m Vertical
18VS	80-10m Vertical
66DX	6m 6 element Beam
64DX	6m 4 element Beam
215DX	2m 15 element Beam
216SAT	2m 8 element X Oscar
7031DX	70cm 31 element Beam
7030SAT	70cm 15 element X Oscar

### ROTATORS

T2X	Windload 1.9m <sup>2</sup>
HAM IV	Windload 1.4m <sup>2</sup>
CD45 II	Windload 0.79m <sup>2</sup>
AR40	Windload 0.28m <sup>2</sup>

We now have  
**GEM QUAD PRODUCTS**  
Please ask for details

March 13th & 14th  
**LONDON**  
AMATEUR RADIO & COMPUTER SHOW  
We'll be there!

LIGHTNING ARRESTERS AND FULL RANGE OF COMMERCIAL ANTENNAS ALSO AVAILABLE. PLEASE ASK FOR FULL DETAILS

Trefonen, Oswestry, Shropshire SY10 9DJ  
Phone 0691 670440 Fax 0691 670282  
CALLERS WELCOME — PLEASE NOTE OUR NEW ADDRESS

**OPENING HOURS**  
Mon-Fri = 8.30-5.30  
Saturday = 9.00-1.00

# Propagation Logging

## It's Easier Than You Think

Everyone knows that long range h.f. radio reception is influenced by daylight, the sunspot cycle and the time of year. My research to determine the relationship between the earth's electric field and solar emission using electrometers, published in *PW* November 1988, has shown that the ionosphere is a sensitive indicator of sunspot and solar flare emissions.

The question, still unanswered, was how sensitive are h.f. radio signals to ionospheric changes caused by the arrival of charged particles from an active sun? I needed some way of recording what was happening, and that meant a recorder of some sort.

### Propagation Logger

I made a propagation logger to record short wave radio signal reception over long periods. This signal was correlated with those of other instruments designed to give an early warning of magnetic storms and possible aurora.

The specification was for a propagation logger to detect and record average broadcast signal levels between 15-85MHz. One solution was to automate receiver tuning and make it cycle between those limits. The signal spectrum was then integrated by recording each cycle on a chart recorder.

The more I considered this idea, the less I liked it! The main problem, is coverage and waveband switching.

A better alternative, seemed to be an broadband r.f. amplifier, fed from a broadband antenna. My final layout is shown in Fig. 1.

The first stage, using an SL560C i.c., is shown in Fig. 2. This stage amplifies the broadband r.f. signal.

The signal is then fed to a second double stage amplifier and detector. This stage is shown in Fig. 3.

### Simple Plan

The approach I adopted turned out to be a very simple

plan. The SL560C can be configured to give a fairly level response from 15 to over 200MHz. So I used this version as an untuned first stage, running off a 5V supply.

The first stage was fitted in a weather-proof box, mounted on the mast of a 'fishbone' antenna. The antenna was originally built for a solar radio telescope, and designed for use on 210MHz.

The output from the first stage 'pre-amplifier' is then fed to a second double SL560 stage. This is fitted with a 15pF variable capacitor across the input, to limit the effects of the Band II f.m. broadcast band. The amplified r.f. signal is then detected by a Schottky signal diode, to provide a d.c. level output.

### Amplified Audio

The d.c. output level from the logger is amplified by a 741 amplifier. This provides a signal gain of 100 to give a respectable audio signal level.

I've used an elderly pen recorder as a recording medium. The system only uses one roll of paper and a 'fill' of ink a month, but a fairly high level of signal power is needed to drive the chart recorder.

Rather than use a power amplifier i.c. stage to drive the recorder, I use an old 'Hi-Fi' audio amplifier to do the job. One output of this amplifier is fed to a loudspeaker for monitoring purposes.

The other output is fed to a power bridge rectifier, and then to the recorder. The signal, at first quite lively, was smoothed with a 250 000µF capacitor.

### Fishbone Antenna

The 'fishbone' antenna design was taken from *Radio Engineering*. As I've already mentioned, it was originally designed for use on 210MHz.

The fishbone has a very broad response, in fact so

*Tony Hopwood has been running a propagation logging station for several years. Here he describes a very simple station which can be used to increase your knowledge of h.f. propagation.*

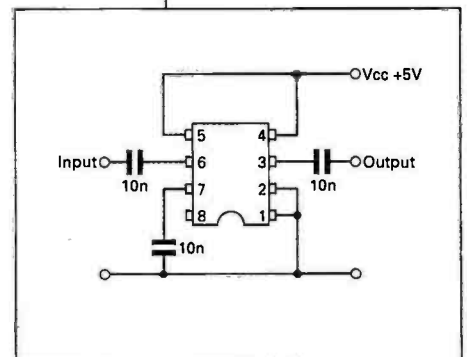
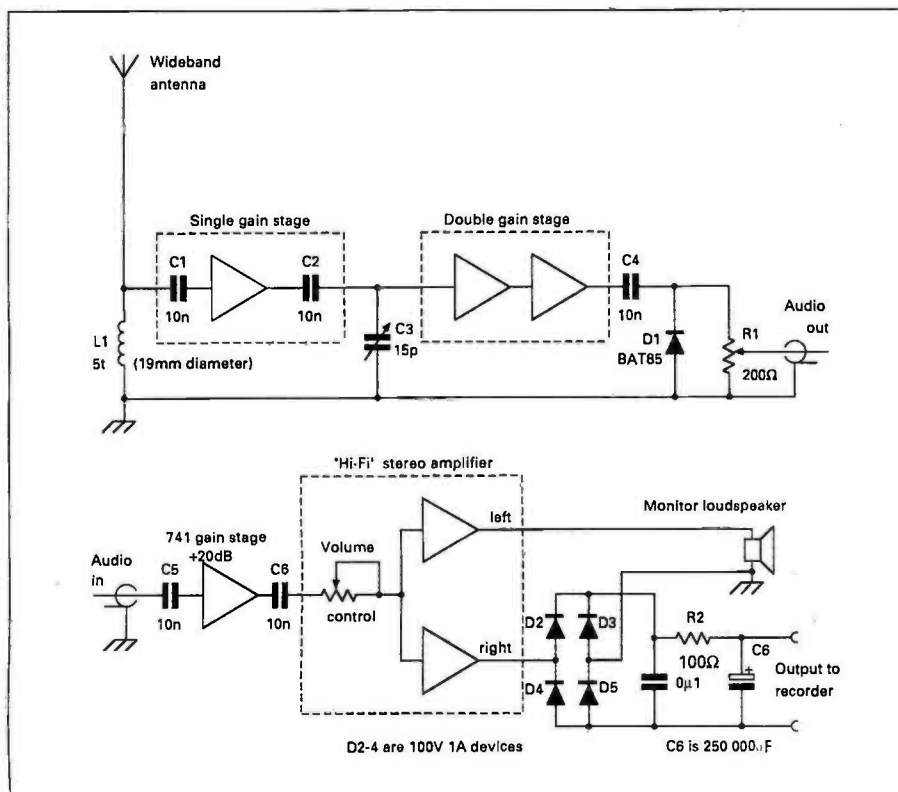
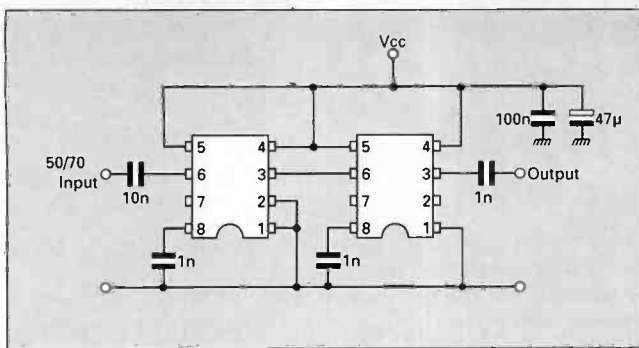


Fig. 2: The masthead pre-amplifier stage, which uses a single SL560C i.c.

Fig. 1: The block diagram of the propagation logger. The gain stages are shown in Figs. 2 and 3.



**Fig. 3: Two coupled stages, as shown in the diagram, provide enough amplification before the detector stage.**

Reception tests proved the fishbone antenna to be a good choice, although a wire antenna would work just as well.

I made the antenna and its tripod from two defunct aluminium garden clothes dryers from the local tip!

The drying cords used to pass through holes with PVC ferrules. The ferrules are on the right pitch, and they make excellent insulators for the tuned aluminium collector rods.

The rods are first cut to size. Then they are threaded with 2BA and screwed into place through the ferrules.

A carbon terminating resistor is fixed across the forward end, and 'potted' in epoxy resin to protect it from the weather. A high pass coil, L1 in Fig. 1, is then wired across the antenna end of the feed to the head amplifier. Coaxial cable is then used to connect to the masthead pre-amplifier.

### System Response

When it was finished, I was able to tweak the system response so it covered the aircraft and 144MHz bands. But it was more by luck than design, that the system was insensitive to 85-110MHz!

The lower frequency limit of the system, seemed to be around 15MHz, which turned out to be a good compromise. A 210MHz fishbone antenna should have little response at this low frequency, so it's likely that the unbalanced feed I used, contributed to the additional h.f. pick up.

I wanted to make the most of the directional v.h.f. properties of the antenna and detect possible auroral 'lift'. So, to do this, I inclined the antenna to 45°, and pointed it to the NE to cut out local taxi p.m.r. services in Worcester and Malvern, not far from where I live.

### Cacophony Instructive

When the system was on, monitoring the cacophony from the speaker also proved to be instructive! Individual stations came and went, with idents showing that the logger was picking up signals between 15MHz and the 144MHz band.

Occasionally, DX TV video field signals from the v.h.f. Band I could also be heard. At night, when the background falls to a low level, amateurs, CB operators and aircraft

broad that it responded to signals from 210MHz downwards. Many other antennas are featured in this book, which is written by F. E. Terman, with the maths involved reduced to a minimum.

using Heathrow and Luton airports (about 160km away) can also be heard.

With the system up and running, it soon became clear that the logger was producing a daily propagation curve which clearly showed the changes familiar to DXers. Data from the magnetometer and earth current recorder already show if conditions are magnetically quiet.

So, my system really helps. Now it's easy to compare the propagation profile of a 'quiet' day with the effects of a magnetic storm.

### Level Rises

On a 'quiet' winter day, the signal level rises from a low night-time level at sunrise, and peaks on a level 'plateau' around 1300hrs. This continues until sunset, when it falls back rapidly to the night-time low level.

My observations and comparisons with other magnetic storms have proved interesting. They've confirmed that an aurora above the visible horizon, is signalled by a signal lift to above daytime propagation levels. This is coincident with earth current transients, and magnetometer deviation.

The logger can show when conditions are favourable by indicating a signal level above the normal daytime peak. It will also provide an audio clue as the characteristic 'round the world echo' becomes audible on some stations.

On 'quiet' nights, after the h.f. signal background drops, v.h.f. signals reflected from meteor trails also show up. So, all things considered, the propagation logger is a valuable indicator of potential DX conditions, as well as providing a practical aurora and meteor scatter early warning system.

### System Refinements

Since the original system was put into service in 1987, certain refinements have been added. The refinements include a mechanical integrator, which provides a propagation count on every 24 hours for record purposes.

Organisations like the British Astronomical Association and Ron Ham's 'Propagation' column in *Short Wave Magazine* receive these reports.

The recordings are now integrated with a continuous multi-channel logger. This shows earth currents, electric field, low energy particle count and solar ultraviolet.

A composite recording is shown in Fig. 4. Such recordings provide an unrivalled insight into the balancing act the ionosphere carries out daily, to give a long range h.f. mirror for radio signals.

The trace shown in Fig. 4, was made on Wednesday February 17. It shows, from top to bottom, the time, earth currents, particle count, propagation, electric field stress, sunlight and ultraviolet traces.

### Dellinger Fade

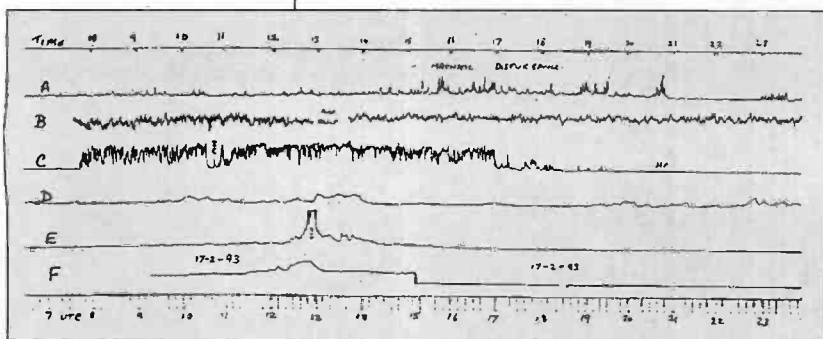
Interestingly, there's an almost complete Dellinger fade at about 1040hrs shown on the trace. This propagation fade, was due to an X-ray flare, which is shown as a drop on the particle count at the same time.

Later that day on the chart, there is a large magnetic disturbance. This is at a maximum at about 1600hrs, before dropping away to more normal low level by late evening.

It's also very noticeable, that around 1700hrs, the propagation conditions change to evening conditions. The vast wall of h.f. noise disappears, and by 1930hrs it's almost immeasurable.

The sunlight trace on the chart is useful. It's used to check that the ultraviolet detector is recording uv and not just bright white light.

You don't need all these different traces. I think you'll find that the propagation logger itself is a very useful item to have. So, don't just sit there! Get building and catch the DX when it arrives, not when your friends tell you about it!



**Fig. 4: The trace made on Wednesday February 17. Earth currents at A, particle count at B, propagation at C, the electric field (static) at D. Sunlight and ultraviolet are at E and F respectively.**



FOR LATEST PRICES...Tel: 081 566 1120 or FAX (24Hr): 081 566 1207

# MARTIN LYNCH

WE ARE THE CLOSEST STORE TO HEATHROW ON THE PICCADILLY LINE - JUST ACROSS THE ROAD FROM NORTHFIELDS UNDERGROUND STATION

NOW OPEN MONDAYS

*No April Fools here... Just April bargains*



No prices this month, they're impossible to print for daily changes - get dialing or drop me a line, you'll get a pleasant surprise, may even get the chance of talking to the lovely **VALERIE G4WIS**, or even get lumbered with me or **CHRIS G1FMH** (YES, TRUCK KING CHRIS). Which ever way, you'll welcome the personal chat, no high pressure sales and as much free info as you want.

## INTRODUCING MY NEW, IMPROVED EQUIPMENT SERVICING DEPARTMENT

From the first of April, I've increased the engineering arm of **MARTIN LYNCH** to enable an even faster turn around of your dead or slightly ailing radio equipment. My servicing rates are one of the lowest in the country, (if not the lowest), and my new guys can fix practically anything with a circuit diagram. A lot of the servicing costs are on a 'FIXED MENU' system, rather like the service

department at your local garage. For example: a health check and general realignment up to your FT-290R MK1 or II can cost from as little as £38.00 and that includes VAT!! Give me a try, my qualified electronic engineers have over £60,000 worth of gear between them and they know how to use it all! I'm also looking for more service engineers, drop me a line.....

DON'T FORGET THE muTek FRONT END BOARDS FOR YOUR FT-736R - they are in stock now! See my other ad in this issue for full details.

**KENWOOD TS-50S HF MINI MOBILE**  
Full feature 100W, general coverage all-mode, you wanted to run HF in you car, now there's no excuse! When you see it you won't be able to give me your money fast enough - honest!!!



As I write the copy for this advert, I've just been told of the DEVALUATION IN THE POUND, once again. No laughing matter, the last bout put 15% on equipment, goodness knows what will happen this time round. Saving grace? I've just placed massive orders with the UK Suppliers and by the time you read this, I hope to still have some stock left at old prices.....Get on that phone and dial **081-566 1120 PRONTO!!**

Did you know, every time there's a price increase, your PART-EXCHANGE GEAR is actually worth **more**. Some of my competitors don't see it that way, for reasons I'm not sure. Phone my number and get the valuation on your second-hand smutter - if you need the **CASH** and don't wish to trade-in, it could just be your lucky day.....

My congratulations go out to two 'old timers', both called **'HARRY'**, one living in **BRISTOL**, the other near **READING**. Thanks chaps, for supporting me once again. Harry B. buying himself a Yaesu FT-890 and Harry C. going the whole hog and forking out for a new **KENWOOD TS-950SDX**. I've dealt with you both for many years and it's always a pleasure to do business with the experienced operators amongst our great hobby.

**Thank you.**

## CALL, WRITE OR FAX - SPRING NEWSLETTER NOW AVAILABLE

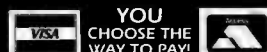
Packed with interesting goodies, including 'First Impressions' by Ken Feather, an insight into using all the latest Handies and Scanners from Japan, a review on the latest HF Mini Mobile from **KENWOOD**, plus much, much more, **TOGETHER WITH THE LATEST MARTIN LYNCH SECOND-HAND LIST!!** WRITE OR PHONE FOR YOUR FREE COPY TODAY!!

**MARTIN LYNCH**  
G4HKS  
THE AMATEUR RADIO EXCHANGE CENTRE  
286 Northfield Avenue, Ealing, London W5 4UB  
Mon - Sat. 10am - 6pm. Late Night Thursday  
Tel: 081 566 1120. FAX: 081 566 1207. After Shop Hours: 0860 339 339  
Sales **081 566 1120** Sales

**DON'T FORGET**

**TRADE-INS TAKEN SERIOUSLY**

INTEREST FREE FINANCE OFFER EXTENDED AND NOW AVAILABLE OVER 12 MONTHS!



*We asked Richard Newton GORSN to try the Yaesu FT-530 dual-band hand-held transceiver, and as keen as ever, here's what he thinks!*

# Review

## The Yaesu FT-530 Dual-Band Hand-Held

The Yaesu FT-530 is supplied with a dual-band helical antenna (which measures 100mm in length), a 7.2V 700m/Ah NiCad battery pack, a belt clip and battery charger. Circuit diagrams, instruction book and quick reference card are also included.

### Pleasing Radio

The FT-530 is a pleasing radio to look at. The case is black in colour and is polycarbonate high impact plastics at the front and die cast alloy heat sink at the rear.

The top panel of the radio has a BNC antenna connection, 13.8V external power supply/charging socket and external speaker/microphone sockets. The top panel also supports a pair of two-in-one squelch/volume controls, one for v.h.f., the other for u.h.f., and a 20 detent rotary switch used to tune the v.f.o. and memories. This also has functions when setting up CTCSS and DTMF tones.

The antenna is situated directly behind the volume squelch control for v.h.f., thus inhibiting the use of those controls. A small point, but one which will be frustrating to a user. I feel that since the FT-530 is not one of the smaller hand-helds on the market at the moment, this design difficulty could have been avoided.

### Side Panel

I'll move now on to the side panel. This is the home to the power switch, which is almost flush with the case and bright orange. This design is a godsend to a scatty operator like me, who, when in deep conversation with some long distance contact, invariably hits the off switch instead of the push-to-talk (p.t.t.) switch.

The tone burst, push-to-talk and lamp switches are grouped together under a rubber membrane, although together they cannot easily be mistaken. The lamp illuminates the display well and will stay on for five seconds.

If pushed after the function key, the light will stay on continuously. The tone burst will transmit a tone without the use of the p.t.t. button.

The usual squelch defeat or monitor facility is not present on the FT-530, a departure from tradition maybe, but personally I cannot remember ever using this facility.

### Good Size

The front panel has the l.c.d. display. This is a good size and the important information is easy to see. However, if a lot of the functions are being used it does become cluttered. A block of l.c.d. squares, serve as signal strength meter on receive and r.f. power indicator on transmit.

Below the display are the function and

numerical keys and dual colour, (red and green) l.e.d.s to indicate transmit and busy v.h.f. and u.h.f. I would have preferred to see these l.e.d. indicators on the top panel, however I accept that this is a personal preference.

The speaker and microphone are located behind a grill below the key pad. In addition to lighting the display, the lamp also illuminates some of the keys. This has obvious advantages.

I have however one criticism. The 'band', 'call subBand' and 'reverse' keys are not under-lit nor are the secondary functions of any keys. It's a shame that such a good idea was not fully exploited.

### The Manual

The FT-530 is not a radio you can pick up, turn on, and use. In fairness, the manual itself tells you this.

I am not very technically minded, (anyone who knows me will now be nodding to themselves knowingly!) I am however, reasonably competent in the use of radio equipment and understanding the jargon and instructions found in user manuals.

The instruction book that came with the FT-530 changed all that! When I eventually got to grips with it, I found the information was there.

However I found that the book was set out in a most off-putting way. Text was bunched together, paragraphs were long, terms were confusing and diagrams were scarce.

I found the book difficult to digest and frustrating. Not wishing to be unfair, I sought some more opinion. I took the FT-530 and handbook to my radio club, where colleagues of all levels of experience had a go. The verdict was unanimous, it was, to say the least, hard-going.


It's a good job there's a quick reference guide supplied with the FT-530. This is a small aid-memoir, that can be carried in even the smallest shirt pocket. All the main functions of the set are laid out pictorially and as such are very easy to use, off-setting the main manual complications.

I hope this criticism will be seen as constructive. To this end, perhaps I could suggest in the main manual the inclusion of an A-Z index, an 'Easy Get On The Air' chapter, detailing the basics of v.f.o. and memory operation and more examples throughout.

### Versatile Radio

The FT-530 is an advanced and versatile radio when you get to know it. I was pleased to see it came with DTMF and CTCSS.

How many times are we expected to spend vast amounts of money purchasing this board and that chip? Not so with the FT-530.



## Useful Features

The functions of this radio are far too numerous to mention all of them, however I will mention some of the more useful features I feel the FT-530 has to offer. It has programmable frequency steps and variable repeater shift. The frequency steps can be programmed for 5, 10, 12.5, 15, 20, 25, or 50kHz. It is also possible to tune in 1MHz steps, which is very useful for 430MHz.

## Dual VFO

Each band has a dual v.f.o., and this is an unusual feature for a hand-held that will prove to be a very useful asset. Particularly when trying to find a free channel when working simplex, and especially when operating mobile.

## Memories

There are 41 memories on each band, 38 of these will store frequency, offsets, tones and other functions. Two are used to set the limits of v.f.o. programmed scan and one is a call frequency. The call frequency can be retrieved at the touch of a button.

## Modes Of Scan

There are several modes of scan offered by the FT-530. Priority scan, where memory No. 1 is monitored every five seconds. Programmed v.f.o. scan, where you can set the upper and lower limits. Memory scan, any memory can be temporarily omitted.

A total v.f.o. scan can also be achieved. When scanning, the FT-530 can be programmed to either stop at a carrier and remain until it has gone, or to stop for five seconds and then continue.

## Recent Innovation

A relatively recent innovation, has been the introduction of certain hand-helds being able to receive and transmit paging by use of DTMF tones. The FT-530 had this facility, so you can page friends on an individual or group basis or be paged yourself.

If you live near a group of licensed friends, this facility will doubtless give you hours of fun and you never know, it might even be useful! There is no need for others to have FT-530s to join in, but they do need a hand-held that can transmit DTMF tones including the star (\*) symbol or have a page facility.

When working duplex with a speaker/mic attached, the received audio can be split between the internal and external speakers, thus preventing feed-back.

## Variable Power Output

The FT-530 has a variable transmit power output. This differs with input voltage.

At approximately 7.2V in the power levels can be 0.5W, 1.5W or 2W. At approximately 12V the levels can be 0.5W, 1.5W, 3W or 5W. This is one of the many power saving features on the FT-530.

Practical Wireless, April 1993

Others include automatic power off, automatic battery save and being able to disable the l.e.d.s and key bleeps. The parameters of these are all variable.

## Repeater Shift Function

One feature I feel is useful, especially when mobile operating, is the automatic repeater shift function. As soon as you tune to a repeater frequency on v.h.f. the set automatically engages a 600kHz shift. No more fumbling round for the offset switch!

The FT-530 will only allow you to transmit on the main band, however the sub band can be set to receive a different frequency on the same band as the main band. Confused? So was I!

To explain, I could be transmitting on the v.h.f. band using 145.625MHz but set the u.h.f. side to monitor 145.500. This is a very useful feature and could be done for two u.h.f. frequencies just as easily.

The sub band can be left blank, to effect single band operation. It can display the built-in clock or display, in a numerical read-out, how much voltage is left in the battery. This feature impressed me greatly, it's a simple addition, but so very useful.

## Great Effect

The clock too is used to great effect. The FT-530 boasts a timer-on and timer-off facility, along with an alarm.

How many readers remember the song 'Deck of Cards', where a soldier convinces his sergeant he is using a deck of cards as a prayer book, Bible and almanac when caught with them in church? Well, you can now tell your better half that your FT-530 is not being taken on holiday as a radio. It is a time piece, travel alarm and egg timer. I know, I was that radio amateur!

## Accessed With Ease

I accessed the local repeaters with ease and found the receive sensitivity to be adequate. I received favourable reports on the transmitted audio.

I was disappointed with the quality of the audio on receive. Although acceptable, it was not up to the quality one would expect from a radio such as the FT-530. I feel most, if not all of the blame, must be laid on the very small speaker used. But there's no room for a bigger speaker in this rig.

## Microphone Display

With the FT-530, I was given the MH29 speaker/microphone. This has its own l.c.d. display and lamp. The MH29 controls most of the main functions of the FT-530 by remote control. I found it to be a good companion to the FT-530 and extremely useful when mobile on my feet. The audio from this very smart unit is good, both on transmit and receive.

## Battery Pack

The battery pack that comes with the FT-530 has a 2.5mm jack socket in the side. The jack input



**There's an interesting option to go with the FT-530, in the shape of the MH29A2B microphone with l.c.d. frequency display.**

*I found the microphone display unit to be a good companion to the FT-530 and extremely useful when mobile on my feet. The audio from the very smart MH29 speaker/microphone is good both on transmit and receive.*

## Manufacturer's Specifications

### General

Frequency range:	144-145.995MHz and 430-439.995MHz (can be extended)		
Channel steps:	5, 10, 12, 5, 15, 20, 25 & 50kHz		
Emission type:	F3 (f.m.)		
Supply voltage range:	5.5 to 16-V d.c.		
Power source:	7.2 or 12-V NiCad pack, or external d.c. power supply		
Current consumption:	190mA unscelched, 150µA (auto power-off)		
	<b>144MHz</b>	<b>430MHz</b>	<b>Dual RX</b>
Squelched	60mA	50mA	95mA
Batt. Saver (1:43)	16mA	16mA	16.8mA
Transmit (13.8V, 5W)	1.5 A	1.6 A	—

### VHF Section

Transmit (European)	144-146MHz (other frequencies may be programmed)
Receive	130-174MHz
Repeater shift:	+/- 600kHz (default)

### UHF Section

Transmit	430-440MHz
Receive	400-500MHz
Repeater Shift	1.6, 5 or 7.6 (default 1.6MHz)

### Receiver

Circuit type:	Double-conversion superhet
IFs:	v.h.f. - 15.25MHz & 455kHz u.h.f. - 44.775MHz & 455kHz
Sensitivity:	v.h.f. < 0.158µV (12dB SINAD) u.h.f. < 0.18µV (12dB SINAD)
Selectivity (-6/-60dB)	> 12 / < 30kHz
AF output :	0.3W (@ 13.8V, for 5% THD)

### Transmitter

Power output (@ 13.8V):	approximately 5W (see below)
Modulation:	variable reactance F3
Maximum deviation:	+/- 5kHz
Spurious emissions:	> 60dB below carrier
Microphone type:	2kΩ condenser
Burst tone:	1750Hz (except vers. A)

### Transmitter Power Selection

Display Shows	7.2V Nominal		12V Nominal	
	Watts	mA	Watts	mA
L1	0.5	600	0.5	600
L2	1.5	750	1.5	850
L3	2	750	3	1100
Hi	2	1000	5	1500

Operating Temp. Range:	-10°C - +60°C
Frequency stability:	+/- 5p.p.m.
Antenna (BNC):	50Ω (rubber-covered helical antenna supplied)
Case size:	55x134x33mm w/o battery or antenna
Weight (approx):	530g with FNB-27 & antenna

### CTCSS Tone Frequencies (Hz)

67.0	94.8	131.8	186.8
69.3	97.4	136.5	192.8
71.9	100.0	141.3	203.5
74.4	103.5	146.2	210.7
77.0	107.2	151.4	218.1
79.7	110.9	156.7	225.7
82.5	114.8	162.2	233.6
85.4	118.8	167.9	241.0
88.5	123.0	173.8	250.3
91.5	127.3	179.9	—

### Accessories & Options List

Rechargeable Ni-Cad Battery Packs		Charger
FNB-25	7.2V, 600mAh	NC-28C
FNB-26	7.2V, 1000mAh	NC-34C
FNB-27	12V, 600mAh	NC-18C
FNB-28	7.2V, 700mAh	NC-28C

### Other Accessories

NC-42	1-hour Desktop Quick Charger for all above FNB packs
MH-29A2B	Remote Control Speaker/Mic
YH-2	VOX Headset
YHA-29	Rubber flexible antenna

is the charging socket for the supplied charger.

The socket is protected by a hard plastics plug, which is hinged and secured to the side of the battery pack. Unfortunately, this hinge was beginning to whiten along the crease after only two charges. I am of the opinion that it would not last long, and when it breaks it will cheapen the look of the radio considerably.

### In Conclusion

In conclusion, I think that the FT-530 is a complicated, but nevertheless reasonable little radio. If you are into gadgets and gizmos then you will feel very much at home with the Yaesu FT-530.

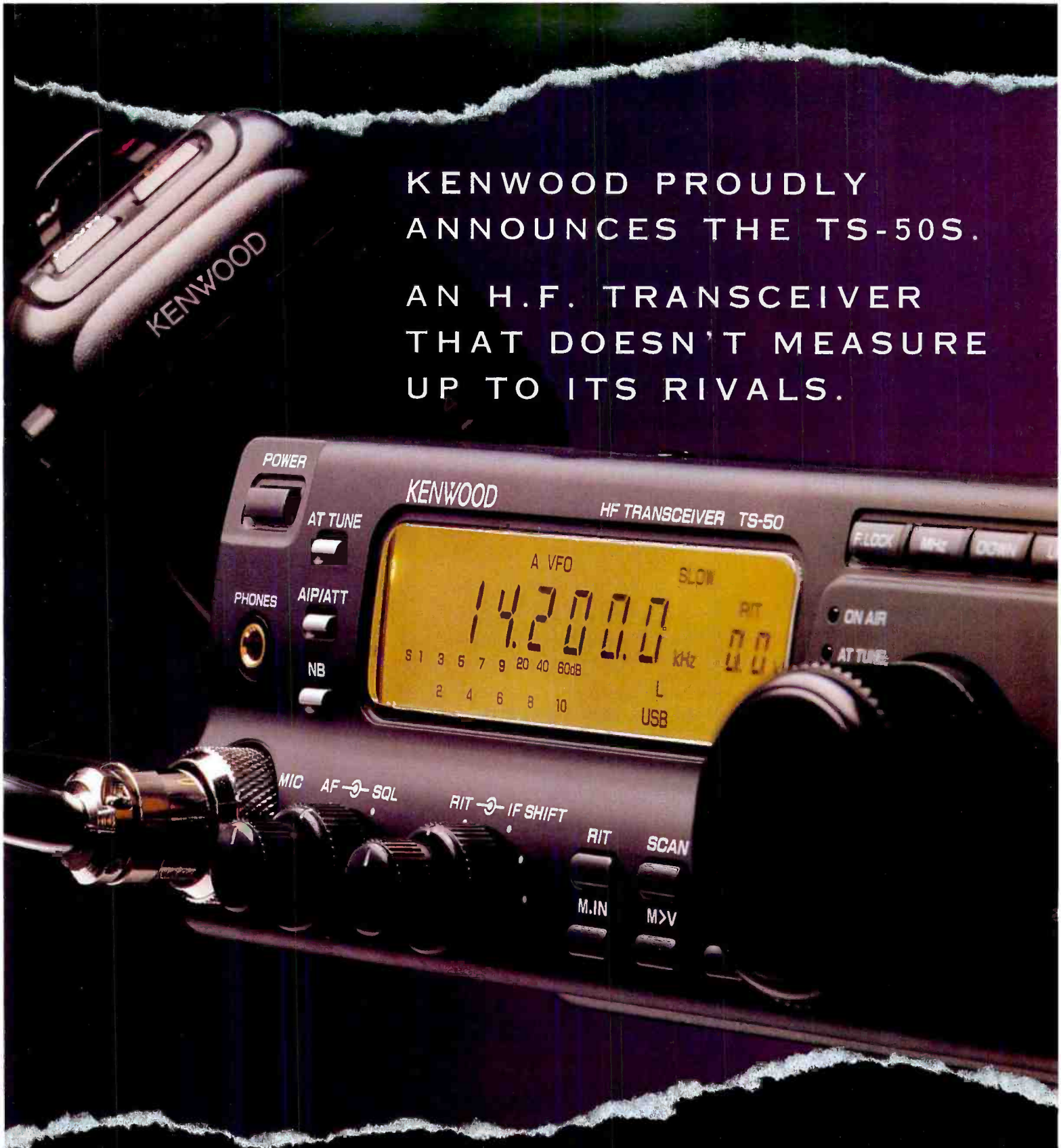
Once I got over the initial hurdles, I found the FT-530 to be a solid little radio with some useful functions. It is a good all-round package, coming complete with facilities that are expensive additions for other similar radios on the market.

PW



*My thanks go to South Midlands Communications (SMC) Ltd., of S. M. House, School Close, Chandlers Ford Industrial Estate, Eastleigh, Hampshire SO5 3BY, tel: (0703) 255111, for the loan of the review model.*

*The FT-530 is available in the price range £420 to £449, and the MH29A2B is available at around £69.*



KENWOOD PROUDLY  
ANNOUNCES THE TS-50S.  
AN H.F. TRANSCEIVER  
THAT DOESN'T MEASURE  
UP TO ITS RIVALS.

If Kenwood's TS-50S wasn't the world's smallest H.F. transceiver, it would still be a mighty impressive piece of equipment.

Its maximum output of 100W, combined with 100 memory channels, gives its operators a versatility that other, bulkier H.F. transceivers struggle to match.

The multi-function microphone, menu

system and user-friendly "fuzzy logic"

Direct Digital Synthesiser makes it simple to operate on the move. And a host of features, from Advanced Intercept Point to switchable AGC circuit, means that although the TS-50S is small, its performance is a big talking point.

Your local Kenwood specialist dealer

has the full technical story. So all that remains to add is the price: around £1000.

After all, the Kenwood TS-50S may be the world's smallest H.F. transceiver. But you don't need the world's biggest bank account to own one.

**KENWOOD**

HOME AUDIO, CAR AUDIO, COMMUNICATIONS EQUIPMENT, TEST AND MEASURING INSTRUMENTS, TELECOMMUNICATIONS

# Meteor Scatter - The Basics

*Meteor scatter (m.s.) has been used by v.h.f. enthusiasts for many years. It requires some specialised operating procedures and relatively high powers to produce some very good results, enabling contacts to be made up to distances of about 2000km. It has its own methods and terminology. Ian Poole G3YWX explains what they mean, and how it all works.*

Meteor scatter operation, is increasingly being used in professional circles. Here it provides a low cost and reliable form of communication over medium distances. It is used to obtain data from remote weather stations, or to send back information from oil rigs.

A number of the larger countries are beginning to use meteor scatter as a general part of their data communications infra-structure. In fact it can be used for any application where data has to be transmitted over a medium distance.

## Operation Simple

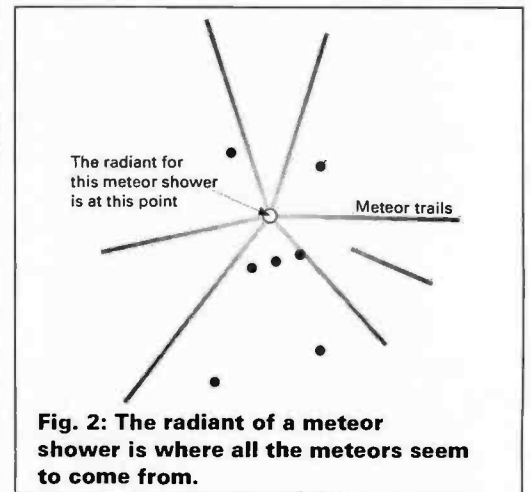
The basis of m.s. operation is quite simple. Every day, uncountable meteors collide with the earth, where they burn up in the atmosphere, leaving a trail of ionised gases behind them. Individual trails are quite small and don't last for long, but they're capable of reflecting radio signals as shown in Fig. 1.

To overcome this short trail life, amateurs use very high speed Morse and the messages are repeated many times. This should enable the receiving station to pick up the complete message.

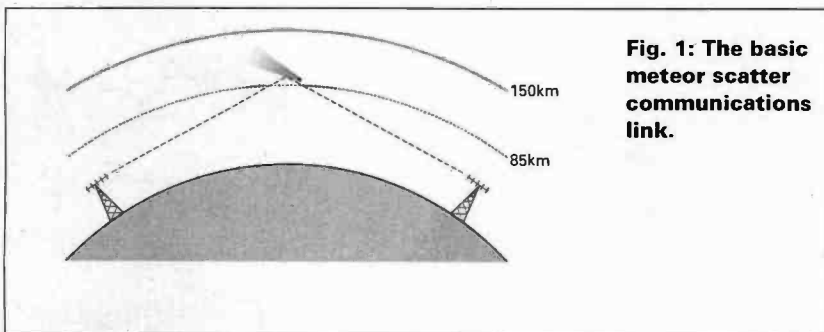
Commercial users operate a system rather like packet radio. It starts when a request signal is sent out by the controlling station. When this request signal is picked up by the remote station via a meteor trail, an acknowledgement is sent. In turn this is received by the

control station which initiates the transfer of data in packet form.

After each data packet, an acknowledgement request is sent to ensure that the data has been correctly received. This to-and-fro continues until the meteor trail disappears, breaking the link. When the link is broken, the request signal is sent out again, until the next meteor trail is found and the process is repeated.



**Fig. 2: The radiant of a meteor shower is where all the meteors seem to come from.**



**Fig. 1: The basic meteor scatter communications link.**

**Table 1: Major Meteor Showers**

Shower	Begins	Maximum	Ends
Quadrantids	1 Jan.	3 Jan.	6 Jan.
Apr. Lyrids	19 Apr.	21 Apr.	24 Apr.
Eta Aquarids	1 May	4 May	7 May
Jun. Lyrids	10 Jun.	15 Jun.	21 Jun.
Ophiuchids	17 Jun.	20 Jun.	26 Jun.
Capricornids	10 Jul.	26 Jul.	15 Aug.
Delta Aquarids	15 Jul.	27 Jul.	15 Aug.
Pisces Australids	15 Jul.	30 Jul.	20 Aug.
Alpha Capricornids	15 Jul.	2 Aug.	25 Aug.
Iota Aquarids	15 Jul.	6 Aug.	25 Aug.
Perseids	25 Jul.	12 Aug.	18 Aug.
Orionids	16 Oct.	21 Oct.	26 Oct.
Taurids	20 Oct.	4 Nov.	25 Nov.
Cepheids	7 Nov.	9 Nov.	11 Nov.
Leonids	15 Nov.	17 Nov.	19 Nov.
Geminids	7 Dec.	14 Dec.	15 Dec.
Ursids	17 Dec.	22 Dec.	24 Dec.

## Intermittent Nature

By its very nature, m.s. operation lends itself to data communications. The intermittent nature of m.s. means, that communication cannot take place in real time.

Waiting for a suitable meteor trail introduces delays. For a commercial data system, this delay is typically in the region of 10-15 minutes and may have used many meteor trails. If large amounts of data have to be transferred, more meteor trails are needed and the delay will be longer.

Using m.s. provides a surprisingly cheap and reliable form of communication, despite the intermittent nature of the propagation. Computer technology is now very cheap and readily available, so meteor scatter is being used more and more for this type of data transmissions. One major reason for this change, is that m.s. is not subject to ionospheric variations, when magnetic storms can totally disrupt h.f. communications for long periods.

## Meteor Showers

To radio amateurs, m.s. communications revolves around the various meteor showers that occur throughout the year. Although there are meteors every day, there are times when the number of meteors greatly increases.

Some showers can last as little as a few hours. But others, like the Perseids at the beginning of August, can be seen over a period of many days.

The major showers that occur are listed in Table 1. The larger showers can produce some quite spectacular displays when they occur during clear nights.

There are many smaller showers that appear throughout the year. However, they can be so difficult to spot as they leave only the smallest of visible trails.

During a shower you'll notice that the meteors all seem to come from one place in the sky, as shown in Fig. 2. This

## KENWOOD APPROVED DEALERS

### AVON

AMDAT, 4 Northville Road, Northville,  
Bristol. Tel: 0272 699352

Low Electronics, 79 Gloucester Road,  
Patchway, Bristol. Tel: 0272 771770

### BERKSHIRE

Low Electronics, 6 Cherwell Close,  
Langley. Tel: 0753 545255

### BUCKINGHAMSHIRE

Photo Acoustics, 58 High Street,  
Newport Pagnell. Tel: 0908 610625

### CAMBRIDGESHIRE

Low Electronics, 162 High Street,  
Chesterton, Cambridge.  
Tel: 0223 311230

### DERBYSHIRE

Low Electronics, Chesterfield Road,  
Matlock. Tel: 0629 580800

South Midlands Communications,  
102 High Street, New Whittington,  
Chesterfield. Tel: 0246 453340

### DEVON

Reg Ward & Co, 1 Western Parade,  
Axminster. Tel: 0297 34918

### DORSET

Low Electronics, 27 Gillam Road,  
Northbourne, Bournemouth.  
Tel: 0202 577760

### ESSEX

Coastal Communications, 19 Cambridge  
Road, Clacton. Tel: 0255 474292

Waters & Stanton, 22 Main Road,  
Hockley. Tel: 0702 206835

Waters & Stanton, 12 North Street,  
Hornchurch. Tel: 0708 444765

### EIRE

Intronic Ltd, Windsor Hall, Glounthaune,  
Cork. Tel: 010353 2135 4422

### HAMPSHIRE

Nevada, 189 London Road, North End,  
Portsmouth. Tel: 0705 662145

South Midlands Communications,  
S M House, School Close, Chandlers  
Ford Industrial Estate, Eastleigh.  
Tel: 0703 255111

### HUMBERSIDE

Peter Rodmell, Field Head House,  
Leconfield. Tel: 0964 550921

### KENT

ICOM UK, Sea Street, Herne Bay.  
Tel: 0227 741741

Low Electronics, "The Corner House",  
Chatham Road, Sandling.  
Tel: 0622 692773

### LONDON

A R E, 6 Royal Parade, Hanger Lane  
W5A. Tel: 081 997 4476

Radio Hamstore, 11 Watford Way  
NW4. Tel: 081 202 0073

Martin Lynch, 286 Northfield Avenue  
W5. Tel: 081 566 1120

### MERSEYSIDE

Amateur Radio Communications,  
38 Bridge Street, Newton le Willows.  
Tel: 0925 229881

### MIDDLESEX

Haydon Communications, 132 High  
Street, Edgware. Tel: 081 951 5782

Low Electronics, 223 Field End Road,  
Eastcote. Tel: 081 429 3256

### NORFOLK

Eastern Communications, Cavendish  
House, Happisburgh. Tel: 0692 650077

### NORTHUMBERLAND

Low Electronics, Newcastle Airport,  
Woolsington. Tel: 0661 860418

### NORTHERN IRELAND

GM Electronics, 1 Evelyn Avenue,  
Belfast. Tel: 0232 671876

Tyrone Amateur Electronics,  
44 High Street, Omagh, County  
Tyrone. Tel: 0662 242043

### NOTTINGHAMSHIRE

R A S Nottingham, 3 Farndon Green,  
Wollaton Park. Tel: 0602 280267

### SCOTLAND

Low Electronics, Cumbernauld Airport,  
Cumbernauld, Strathclyde.  
Tel: 0236 721004

Jaycee Electronics, 20 Woodside Way,  
Glenrothes, Fife. Tel: 0592 756962

### WEST MIDLANDS

Dewsbury Electronics, 176 Lower High  
Street, Stourbridge. Tel: 0384 390063

Radio Hamstore, 963 Wolverhampton  
Road, Oldbury. Tel: 021 552 0073

South Midlands Communications,  
504 Alum Rock Road, Birmingham.  
Tel: 021 327 1497

Ward Electronics, 422 Bromford Lane,  
Birmingham. Tel: 021 328 6070

### WEST SUSSEX

Bredhurst Electronics, High Street,  
Hand Cross. Tel: 0444 400786

### YORKSHIRE

Low Electronics, 34 New Briggate,  
Leeds. Tel: 0532 452657

South Midlands Communications,  
Nowell Lane Industrial Estate, Nowell  
Lane, Leeds. Tel: 0532 350606

Alan Hooker, 42 Nether Hall Road,  
Doncaster. Tel: 0302 325690

### WALES

P M R Limited, Industrial Estate,  
Gwaelod-y-Garth, Cardiff, South  
Glamorgan. Tel: 0222 810999


# KENWOOD

HOME AUDIO, CAR AUDIO, COMMUNICATIONS EQUIPMENT, TEST AND MEASURING INSTRUMENTS, TELECOMMUNICATIONS

# SHORT WAVE MAGAZINE

ON SALE  
25th  
MARCH


## ALL ABOUT LISTENING



- ➔ REVIEWED the newest from Yaesu – the FRG-100 Communications Receiver
- ➔ REVIEWED the newest from Yupiteru, the MVT-7100 530kHz to 1650MHz with s.s.b.
- ➔ ALL ABOUT LISTENING – a 16-page pull-out magazine telling you what the s.w.l. can hope to receive and how to go about it
- ➔ . . . and lots, lots more

Short Wave Magazine, Dept. (PW),  
 Arrowsmith Court, Station Approach, Broadstone, Dorset BH18 8PW  
 Tel: 0202 659910 • Fax: 0202 659950  
 Shortwave Magazine is a PW Publishing Ltd publication

  
 pw publishing ltd.



**DATONG**  
 ELECTRONICS LIMITED

Clayton Wood Close  
 West Park  
 Leeds LS16 6QE  
 Tel: 0532 744822  
 Fax: 0532 742872

**For products you can rely upon to give amazing results**

For information on **Active Antennas, RF Amplifiers, Converters, Audio Filters, the Morse Tutor and Speech Processors** send or telephone for a free catalogue and selective data sheets as required.

All our products are designed and made in Britain.

Orders can be despatched within 48 hours subject to availability.



— VISA AND ACCESS WELCOME —



## ALTRON TOWERS AND MASTS QUALITY AT A GOOD PRICE

- ★ Telescopic, tiltover
- ★ Fixed
- ★ Static, mobile
- ★ 4.5m and 3m section modules for low retracted height
- ★ Fully galvanised to BS729/5750 Pt II

Over 50 models available from 3m – 60m including the popular and proven SM30 and CM35 masts. Design windloads based on BS CP3 CHAP V 1972 (BS8100) for windspeeds up to 100 mph / 45 m/s.

Used by such professional bodies as: BT; Home Office; DTI; British Aerospace; British Gas and the Police.

### ALITOWERS AND MASTS

From 5m – 21m telescopic and 70m fixed. Using our unique robust leg extrusion, Alimast is strong, light, attractive and affordable. All Alitowers and Masts come with stainless steel fittings and winch ropes.

### AQ6-20 'SPACE SAVER'

compact 4 bander with 2, 3 or 4 elements. 6, 10, 15 & 20m.  
 ● Unique fully sealed coils ● Hi 'Q' close coupled capacity hat loaded yagi with optimised performance  
 ● Ideal for small spaces ● Full specification sheet available.

**ALTRON COMMUNICATIONS EQUIPMENT LTD**

H.P. Terms

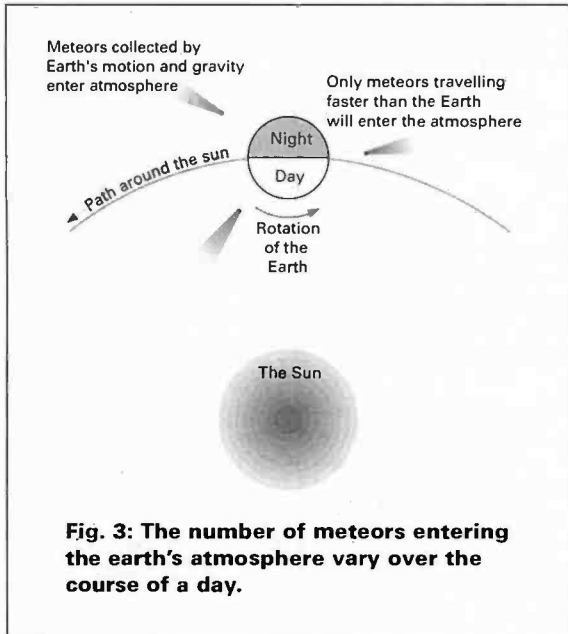


Send large SAE for full details or phone for quote.  
 UNIT 1, PLOT 20, CROSS HANDS BUSINESS PARK, CROSS HANDS DYFED, S. WALES, SA14 6RE  
 Tel. 0269 831431 Fax 0269 845348



is only a perspective effect, caused by the fact that all the particles enter the earth's atmosphere parallel to one another.

The area, where the meteors seem to appear from, is called the radiant. The shower name is also taken from the radiant name. For example, the Perseids shower has its radiant in the constellation of Perseus.



**Fig. 3: The number of meteors entering the earth's atmosphere vary over the course of a day.**

### Random Meteors

Whilst meteor showers give the most spectacular displays, there are far more random meteors that enter the atmosphere at all times. Surprisingly, the rate at which these meteors enter the atmosphere is not constant, even when meteor showers are discounted.

The variation is caused by a number of factors. The first is that the particles that become meteors are not evenly distributed around the sun. The earth passes through one dense area between June and August, and that produces a much greater number of random meteors during these months.

The seasonal change of attitude of the earth to the sun also has an effect. To illustrate how this happens, imagine a car travelling along into a rainstorm. When running straight into the storm, far more rain hits the windscreen than any of the other windows. But if the storm sweeps across the path of the car, more rain will hit one of the side windows.

### Seasons Change

As the seasons change, the attitude of the earth changes and different areas of the earth present a larger frontal area to the oncoming meteors. The result is, that the southern hemisphere receives more meteors in March and the northern hemisphere more in September.

A similar effect also occurs during the course of a day. That part of the earth rotating into the sunrise receives far more meteors than the part rotating into the sunset.

From Fig. 3, it can be seen that any meteors entering the earth's atmosphere at the end of the day have to be travelling faster than the earth. Meteors entering around sunrise are swept up by the earth's motion. The effect of this is very large, showing a difference of as much as 3:1.

A final variation in meteor numbers can be linked to the 11 year sunspot cycle. Evidence suggests that the number of sporadic meteors reaches a peak around the bottom of the cycle and the minimum is around the peak of the cycle. In this way meteor scatter propagation from

random meteors is at its best when h.f. communications are in the dip of the sunspot cycle, and vice versa.

### Staggering Number

A staggering number of meteors hit the earth's atmosphere, around a million million every day. Most of them are very small - about the size of a grain of sand. Even so, one of this size is quite large enough to produce a visible trail. A meteor about the size of a pebble would produce a very bright trail visible for a number of seconds.

Larger meteors also exist, and hit the atmosphere from time to time. Fortunately for us, very few of them make it through the atmosphere and there are fewer documented cases of people actually being hit by one!

Meteors come from a number of sources. The majority of the random ones are thought to have come from the sun.

Meteors which occur in showers are groups of meteors orbiting the sun in an elliptical orbit. Usually they are thought to be associated with comets that leave their debris behind them.

As yet not all meteor showers have been linked to particular comets. But it is thought that most, if not all showers come from this source.

When the particles are not evenly spread around the orbit as shown in Fig. 4, showers may vary in intensity from one year to the next. One of the most reliable and constant showers is the Perseids, but even this one shows some fairly large variations.

### Meteor Trails

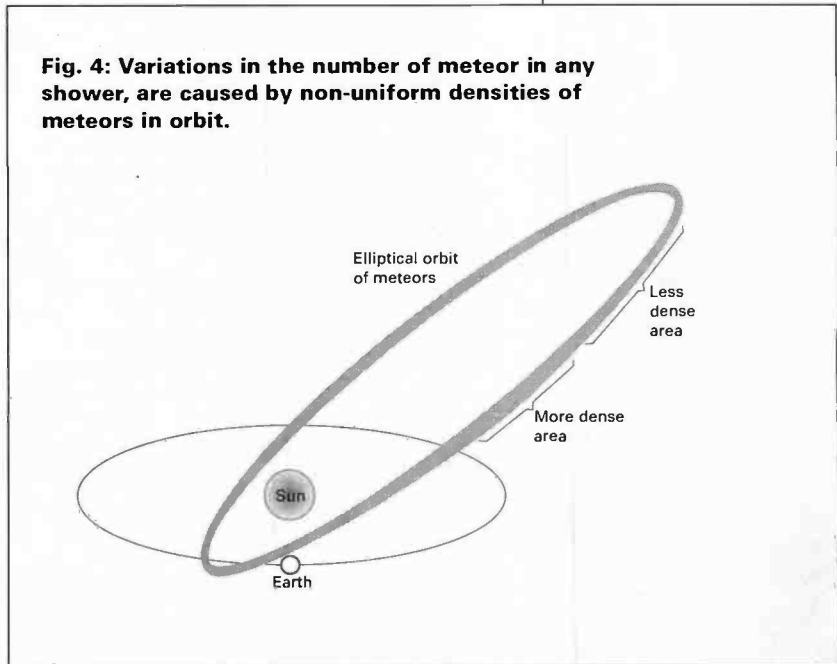
Meteor trails are formed by meteors of all sizes as they enter the atmosphere. They can enter at speeds of anywhere between 10 and 75km per second, and burn up at altitudes of between 80 and 120km high, leaving a visible trail.

On a clear night it is possible to see quite a number of these trails, especially after midnight, when the number of meteors increases.

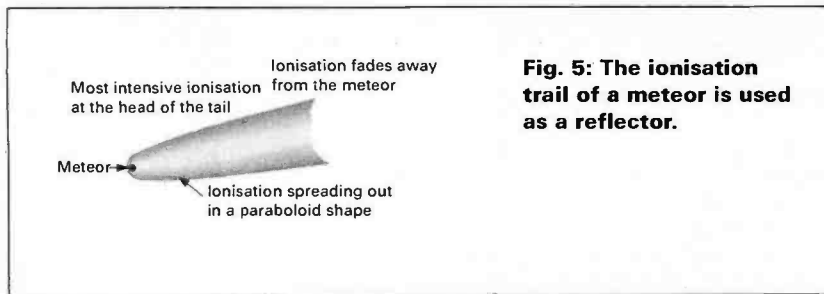
The friction, caused by passage through the air, is sufficient to vaporise the atoms on the surface of the meteor, leaving a trail of positively charged ions and free electrons behind.

This trail of particles is usually a long flat parabola with the meteor at its head, as shown in Fig. 5. The trail will vary in size, but as a rough estimate they can be up to 20km long and a few metres wide.

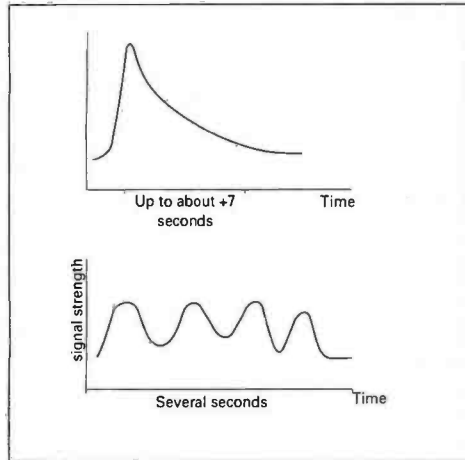
Ionisation in the trails is very dense. In fact, it's dense enough to reflect radio frequencies up to around 150MHz.



**Fig. 4: Variations in the number of meteor in any shower, are caused by non-uniform densities of meteors in orbit.**



**Fig. 5: The ionisation trail of a meteor is used as a reflector.**



**Fig. 6: Signals received from meteor trails.**

or more, in some cases. Trails are split into two types - under-dense and over-dense.

### Under Or Over

The term, under or over, refers to the density of electrons left in the trail by the meteor. The dividing line is normally taken to be above or below  $1 \times 10^{14}$  electrons per metre.

Over-dense trails can last for several seconds, making them very useful for amateur communications. They are however, not normally used for commercial meteor scatter systems. Though over-dense trails reflect radio signals for longer than under-dense trails, they are much less frequent, needing much bigger meteors to produce them.

Reflections produced from an over-dense trail, sometimes have very large variations in signal strength. The signals may have multi-path effects, making the signals difficult to copy. This effect is shown in Fig. 6.

Under-dense trails usually grow to a maximum in a few hundred microseconds, then gradually they fade away. They may only last a few tenths of a second, whilst others may last for a few seconds. Whatever the type, as the electrons spread out from the main trail, and the level of ionisation decreases, the trails fade.

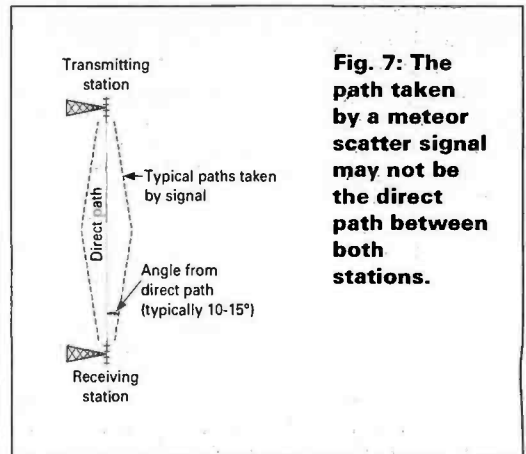
### Widely Used

For amateur m.s. communication, the 144MHz band is the most widely used. This band is fairly close to the limiting maximum frequency. Although some contacts can even be made using the 432MHz band. Commercial systems tend to use lower frequencies, generally in the 30 to 50MHz range.

The upper frequency limit of 50MHz, is chosen for two main reasons. Working above 50MHz could cause interference to other users. This is because a number of countries still use these low v.h.f. frequencies for television.

The main reason, is that the performance of the m.s. mode is falling off above 50MHz. Meteor trails, used for commercial systems, have lower levels of ionisation than those used by amateurs, making them unsuitable for use at the higher frequencies.

The lower limit of 30MHz has more to do with the h.f. band being below that point. In the h.f. band, more traditional ionospheric forms of propagation are used. In spite of this, meteor scatter can still be used to very good



**Fig. 7: The path taken by a meteor scatter signal may not be the direct path between both stations.**

effect. It can even be used as a standby mode for when there are magnetic storms and normal ionospheric propagation is disrupted.

### Maximum Distance

The maximum distance that can be achieved using meteor scatter is about 2000km. If further distances have to be covered, then a relay station has to be used.

Performance also falls off at shorter distances below about 400km. At these distances, very high antenna angles have to be used, limiting the effectiveness of the system. Generally, the optimum distance is around about 1000km or so.

When two stations are in communication, it is often found that the optimum beam heading is not the exact heading between the two stations. Instead, most of the usable reflections seem to occur slightly off to one side or the other. This angle may be as much as 10-15° away from the direct path as shown in Fig. 7.

High effective radiated powers (e.r.p.) are the norm in m.s. operation, so antenna gain is an important feature in any meteor scatter system. Obviously the main advantage is that signal strengths can be improved. This improvement can be of great importance for amateur systems where transmitter power is a limiting factor.

Increasing the antenna gain however, can also bring some disadvantages with it, as this reduces the beam width of the antenna. This in turn, reduces the amount of sky illuminated by the signal.

If a smaller amount of sky is illuminated, the number of meteor trails that can be used are also reduced. In fact, increasing the antenna gain can actually reduce the reliability of the whole system.

### Commercial Developments

With meteor scatter increasingly being used in commercial systems, it is quite likely that some of these developments will spill over into amateur operations. This could possibly mean that packet radio links could be set up in the not too distant future. It could be another area where amateurs could become trail blazers and set the pace for commercial developments.

David Butler G4ASR and readers of 'VHF-Report' enjoy m.s. already. So don't just sit there, get out and use meteor scatter - it's fascinating!

PW




**READ ALL ABOUT IT.....  
IN PRACTICAL WIRELESS EVERY MONTH**

If you have difficulty finding *Practical Wireless* on the bookshelf at you local newsagent you can always place a regular order with them, or you can call our office in Broadstone and we will talk to our distributors to find out why *PW* is not available!






**Sand should be packed into the space. It gives under strain, but holds the base section in place.**



**Looking up at the tilt-over joint. The bearing and clevis tube extends outside of the picture.**



**Hiding the base section behind a small shrub helps to disguise it.**

could though, modify the size to suit your QTH.

Should you be tempted to do this, please bear in mind the lower sections of an 18m high self-supporting mast must be at least 140mm in diameter. The sections should also have a wall thickness of at least 4mm.

The lower section of a 12m high mast should be at least 100mm in diameter, and have walls at least 2.5mm thick. Costs can be reduced considerably if you buy the steel tubing from a scrap yard. All tubing to be used for a mast should be free from damage and corrosion.

### Counter Balanced

This mast is counter-balanced, with approximately 15kg of extra weight on the bottom section. It takes only a few seconds to raise the antenna mast into the vertical position. The mast is relatively light weight, the top third of its length is 50mm diameter aluminium scaffolding pole.

The whole mast can be manually rotated by a handle fixed to the bottom of the assembly. The whole mast can be folded over, using a bearing pipe which is hinged on top of the base section.

### Power Lines

Never erect an antenna or mast that can possibly come in contact with electric power lines. Steel mast sections can be very heavy. Ensure that adequate lifting tackle and a gin pole is available.

Always stop to consider the implications of the next move. This is particularly important when dealing with heavy unwieldy sections of metal.

If you use a ladder, it must be set at a safe angle and fixed in place as firmly as the situation will allow. A set of step-ladders should be used fully open, with all four feet in contact with the ground.

### Base Section

The base comprises a section of ground socket casing 1.2m long and 150mm internal diameter, fixed in a concrete foundation in the ground. The internal diameter of the casing is not critical and should be around 20-40mm greater in diameter than the bottom section of the mast.

The gap between the mast and the casing is filled with sand. This acts as a buffer and allows the mast to move within the base during high winds. Packing the base with sand

removes the high-stress point that normally exists if the mast is set directly into concrete.

Digging the hole for the base was the hardest part of the project. The concrete was a mixture of one part cement to four parts coarse sand. Use plenty of stones and clean rubble, and you should be able to manage with one bag of cement.

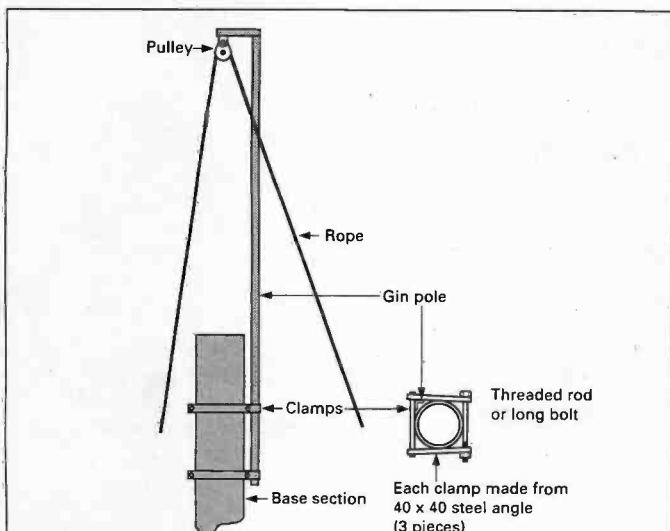
Before I put the rubble and concrete into the hole, I buried several very heavy copper wires into the side of the hole. The other ends of these wires are brought up through the concrete near the base of the mast. Connecting these wires to the mast provides a degree of lightning protection

A spirit level should be used to check that the ground socket casing tube is vertical before the concrete sets. Allow a minimum of two days for the concrete to set, before trying to mount the mast.

### Critical Component

The most critical component is the pipe bearing and clevis assembly. This assembly takes much of the stress on the mast and must be welded. The drawing, Fig. 2, shows it in more detail.

The welding should be done



**Fig. 3: When first raising the mast itself a gin pole can make things easier. An alternative position could be on the mast, rather than the top of the base section as shown here, but the idea remains the same.**

by a professional welder. I was quoted around £20-25, just to do the job, by a small workshop near me.

Arrange the various sections together on the ground before marking and drilling the holes for the bolts. Check that the bolts fit, and that the assembly moves freely when fixed to the base section. Mark the components with quick drying paint so that they can be stripped and reassembled correctly.

### **Tube Overlap**

The sections of tubing that make up the mast are each fitted into the section below with about 300mm overlap. They are then secured by two bolts.

I use 8-10mm high tensile steel bolts with locking nuts for joining the mast sections. Mark the orientation of the relative overlapping sections, as described above.

### **Screw Couplers**

Steel tubing is available threaded for use with screw couplers. These couplers are great for the purpose they were designed for, and that is piping liquid or gas.

**Do not be tempted to use these couplers to join sections together. They only have a short thread length, and little strength against flexing stress.**

### **Mast Raised**

Initially the mast is raised without the top sections. This reduces the overall weight and makes the mast easier to deal with.

Getting the base section into the ground socket is no easy task. Ask at least one, preferably two, other people to help.

Attach two medium ropes to the top end of the base section, by tying them to the holes drilled in the mast for the pivot bolt. Place the lower end of the fixed mast above the ground socket.

Raise the top end, where the ropes are attached, on a pair of step ladders. Your two helpers can then raise the mast by



**The unusual counterweight was rescued from a scrap-metal yard.**

pulling on the ropes. This must be done so as to keep the mast under control.

At the same time, the lower end of the mast is guided into the ground casing with a section of angle iron. When the mast is within a few degrees of vertical, it will probably drop into the casing, so care must be taken at this point.

Check the orientation of the holes at the top of the base section so that the fold-over mast will raise and lower in the right direction. Making sure that you keep the mast base vertical, and central in the casing.

Pack the space between the casing and the mast with sand. Then pack and compress more sand around the base to make it as firm as possible.

### **Clamp Position**

Fix the thrust bearing clamp to the mast in the correct position. Swing the pipe bearing and clevis assembly into the folded-over position.

Manoeuvre it into position so that the holes match up. Fit the hinge bolt. Swing the assembly from the vertical to the horizontal to ensure freedom of movement.

Raise the bottom end of the mast proper, and push it into the

bearing and clevis assembly. Now push the mast through as far as is practicable and fit the top mast retaining straps to the mast.

Now fix the middle section of the mast to the lower section. Tie ropes to the upper and lower sections of the mast so that you have control raising and lowering it.

### **Using A Gin**

Using a gin pole (with a rope retaining eye) fixed on the top of the base section can make things easier when lifting long heavy sections. The length of this gin pole is not critical, although the longer the better. It should be attached so as not to foul the pivot point

The gin pole is fixed to the mast using clamps made from pieces of steel angle and a long threaded bolt, see Fig. 3. Then run a length of rope through the eye before the gin pole is fitted.

Raise the mast to the vertical position so that the lower half of the mast fits into the mast retaining bracket. Move the bottom mast retaining strap up the mast so that it is nearly touching the bearing and clevis assembly. The retaining strap prevents the mast slipping out of

the assembly when it is tilted over.

Fix a U bolt to the bottom of the mast, or drill a hole in the mast and fit a nut and bolt. This is to provide a point to fix a counterweight.

As you add more weight to the top in the form of antennas you will need heavier counterweights. I have added a solid section of 100mm steel bar to the bottom of my mast.

Tilt the mast over and fix the top aluminium section of the mast. By now it will be fairly top heavy and you will be glad of the counterweight.

### **In Use Six Years**

This mast has been in use for the last six years and is a boon for experimenting and adjusting antennas. A further advantage of this design is that it can be moved relatively easily.

When I had to move the mast to a different part of the garden I dismantled it, and was faced with the problem of extracting the fixed mast section. This was done by removing the sand from the base casing with a modified vacuum cleaner. A bracket was fixed to the mast, which was then lifted out using a hydraulic jack.

All that now remains is to add the antennas to the top, and you're ready to get chasing that DX.

PW

### **References**

\*1 MN Antenna Computer Analysis program, based on MMININEC (Subject of an article in the May edition of PW)

\*2 The Paul Buyan Whip, *QST March 1963*, Alfred W. Hubbard K0OHM.

*This month Gareth Roberts GW4JXN, introduces us to basic QSOs in French, providing you with enough information to hold a simple conversation with French speaking amateurs.*

# Basic QSOs In French

The British apparently, or so it seems, almost pride themselves on a general lack of ability to speak foreign languages. We are very fortunate that English is one of the most widely used world languages.

Luckily for us, very many foreign amateurs have learnt enough English for at least a very simple QSO. Some, of course speak English very well. Most people, however, appreciate being able to speak their own language and a call in French to a French speaking station is more likely to be replied to.

The greatest advantage for radio amateurs is that the vast majority of contacts follow a very similar pattern and the matters discussed can be very closely predicted. Thus the following article is not meant to make you fluent in French, but to help you with a basic QSO.

## Speaking To French Amateurs

The French in this article is for the use of foreigners speaking to French amateurs, rather than two French friends talking to each other. Because your contact cannot see you there's no need to be self-conscious.

The relatively narrow band speech transmitted, although making comprehension more difficult, has the

virtue of going a long way in eliminating a 'foreign' accent. Don't forget also, that a foreigner's mistakes are usually freely forgiven.

Two further factors can help the English speaking amateur. The seasoned listener will have noticed that some French amateurs do tend to use English technical words.

The use of English (often called 'Français') reflects the influence of English on contemporary French. Examples are 'le call' - callsign, 'le log' (no prizes for guessing this), 'le call-book'.

Very often, French amateurs sign by saying 'bye-bye' to each other. The other tradition is the influence of the Q-code, as for example le QTH (cu-ay-ash) or QRM (cu-er-em).

So, it's nice to know that you can probably get away with English technical word or a 'hamism' if you don't know the French word. Basically, however, the French are purists at heart and they appreciate 'good' French, especially from a foreigner.

## Well Meaning People

As a language teacher, I know that well meaning people will always try to correct or improve the use of their language by foreigners. Unfortunately, this can

have a disheartening effect on a learner.

Any correction offered by a French speaking person should, however, be seen for what it is - a sign of encouragement. So, I would appreciate any suggestions or additions to this series of articles.

The only other problem likely to be encountered by the person using this series, is that the French contact will think you have a greater knowledge of French than you have! They may suddenly forget that they're speaking to a foreigner, and start talking too quickly.

If this happens, their slow them down by saying 'parlez plus lentement, s'il vous plait, n'oubliez pas que je suis étranger (speak more slowly, please, do not forget that I am a foreigner). Keep repeating this politely until the message goes home!

## Strong Signal

It would be wrong to assume that a strong signal in French on say 14MHz, is coming from mainland France. I've heard heard a very strong Canadian station talking in French to France and Switzerland, and also European stations when in contact with many former colonies.

Don't forget that French is spoken widely as a second language in parts of Africa, Asia and Oceania.

including some of the rarer islands and colonies. Some French, therefore, has a practical value in gaining new countries for you. See the *RSGB Operating Manual* for some possibilities.

It best to listen out first. Around 14.120MHz seems a favourite French-speaking working frequency, so you can practice listening.

The following is a list of useful sentences and phrases divided into sections with the English side by side with the French written form. As French spelling and pronunciation is as difficult as that of English, the third column contains an approximate phonetic pronunciation.

In part two there follows an appendix of useful tables. This includes the alphabet - used for spelling without using the phonetic alphabet and for giving the callsign quickly. Remember, you might not understand everything, but the important thing is to be able to follow the conversation. Bonne chance - good luck!

## English

CQ France, Switzerland, Belgium, Canada or a French speaking country. This is (own callsign) calling CQ and standing by.

(Other callsign phonetically) this is the British/English/Welsh/Scottish/Irish/Australian/Canadian/New Zealand/South African station (own callsign) calling you/returning your call.  
The French speaking station, this is ...

## French

Appel general à la France, la Suisse, la Belgique, au Canada ou un autre pays francophone. Ici (own callsign) qui appelle CQ et qui reste à l'écoute.

(Other callsign phonetically) Ici la station Britannique/Anglaise/Galloise/Ecossaise/Irlandaise/Australienne/Américaine/Canadienne/Neozélandaise/Sud-Africaine (own callsign) qui vous appelle/qui répond a votre appel.  
La station francophone, ici ...

## Making A Call

## Replying To A Call

## Pronunciation

Appell zheneral a la Frons, la Swiss, la Belzhik, oh Canada oo unotr pay francophone. Isi (own callsign) ki appell say kew ay key rest a laycoot.

(Other callsign phonetically) Isi la stasion britanik/onglaze galwaz/aykosayse/irlandayze/awstralien/american/Canadian/nayozayolandayze/sudatrikayn (own callsign) ki vouz appell/ki raypon a votr appell.  
La stasion francophone, isi ...

<p>I heard more than one station replying: Go ahead (XYZ). Try again (XYZ) please wait. This is (own callsign). Good morning/afternoon-evening old man. Thank you for returning my call.</p> <p>I think this is the first time we have worked each other.</p> <p>I think we have worked before.</p> <p>The name is ...</p> <p>I'll spell it for you phonetically.</p> <p>I repeat.</p>	<p>J'ai entendu plus d'une station qui a répondu. Allez-y (XYZ) Une fois de plus (XYZ). Attendez s'il vous plaît. Ici (own callsign). Bonjour - bonsoir mon vieux. Merci d'avoir répondu à mon appel.</p> <p>Je crois que c'est la première fois qu'on s'est contacté.</p> <p>Je crois qu'on s'est déjà contacté.</p> <p>Le prénom de l'opérateur, c'est ...</p> <p>Je vous le donne phonétiquement.</p> <p>Je le répète.</p>	<p>Zhay ontandoo plooo doon stasion ki a raypondoo. Alez e (XYZ). Une fwa de plooo (XYZ) atonday sil voo play. Isi (own callsign). Bonzhore - bonswar mon vyeu mersi davwar raypondoo a mon appell.</p> <p>Zhe krwa ke say la premier fwa kon say kontaktay.</p> <p>Zhe krwa kon say dayzha kontaktay.</p> <p>Le praynom de loporateur, say ...</p> <p>Zhe voo le don phonetikemon.</p> <p>Zhe le raypet.</p>
<b>Location</b>		
<p>The Location is ... I'll spell it for you, in the county/state of ... in North/South/West/East England/Wales/Scotland/Ireland/Canada/USA, etc.</p> <p>The location is in the centre of ...</p> <p>On the island of ...</p> <p>In the small/big town/city of ...</p> <p>In the village of ...</p> <p>In the seaside town of ...</p> <p>About ... kilometres from ...</p> <p>The longitude and the latitude is ... degrees-minutes North/South, degrees-minutes East West.</p> <p>The QTH locator is ...</p>	<p>La location est ... je vous le donne, dans le comté/l'état de ... au Nord/Sud/Ouest/Est de l'Angleterre/du Pays/de Galles/de l'Ecosse/l'Irlande/du Canada/des Etats Unis.</p> <p>La situation est au centre de ...</p> <p>Sur l'île de ...</p> <p>Dans la petite/grande ville de ...</p> <p>Dans le village de ...</p> <p>Dans la station balnéaire de ...</p> <p>A peu près à ...kilomètres de ...</p> <p>La longitude et la latitude sont ... degrés ... minutes Nord/Sud, degrés ... minutes Est/Ouest.</p> <p>La location selon la carte de repérage, c'est ...</p>	<p>La lokasion ay ... zhe voo le don, don le komtay/ayta de ... oh Nor/Sood/West/Est de longleter/do pa/de gal/de laycos/de lirlon/doo Canada/dayz aytas uni.</p> <p>La sitoosasion ay oh sontr de ...</p> <p>Sir lili de ...</p> <p>don la petit/grond vil de ...</p> <p>don le viladz de ...</p> <p>don la stasion bolnayr de ...</p> <p>au pu pray a ... kilometr de ...</p> <p>La longitood ay la latitood son ... degray-minutes Nor/Sood, degray-minutes Est/West.</p> <p>La lokasion selong la kart de raypayraj say ...</p>
<b>Signal Report</b>		
<p>You are five and nine in ...</p> <p>Your signal is variable/very weak/weak/strong/very strong/excellent.</p> <p>There is no interference.</p> <p>There is a lot of local interference.</p> <p>Your signals are fading.</p> <p>Your modulation is good/bad.</p> <p>I can understand you very easily.</p> <p>I can understand you only with great difficulty.</p>	<p>Vous êtes cinq et neuf à ...</p> <p>Votre signal est variable/très faible/faible/fort/très fort/excellent.</p> <p>Il n'y a pas d'interférence.</p> <p>Il y a beaucoup d'interférence locale.</p> <p>Vos signaux s'affaiblissent.</p> <p>Votre modulation est bonne/mauvaise.</p> <p>Je vous comprends très facilement.</p> <p>Je ne vous comprends qu'avec beaucoup de difficulté.</p>	<p>Vooz ets sank ay nerf a ...</p> <p>Votr sinal ay variabl/tray fayb/fayb/four/tray four/exselong.</p> <p>Il ni ah pa dantifayrons.</p> <p>Il e a bowcoo dantifayrons lokal.</p> <p>Vos sinaw safayblis.</p> <p>Votr modulasion ay bon/mawwayz.</p> <p>Zhe voo komprong tray fasilomong.</p> <p>Zhe ne voo komprongkavek bowcoo de difikultay.</p>
<b>Asking For Information And Commands</b>		
<p>Please state your name/your location/your callsign.</p> <p>What is your country?</p> <p>Please spell your name/location/callsign phonetically.</p> <p>Please can you give me a report?</p> <p>Please repeat.</p> <p>Please speak more slowly.</p> <p>Do you have a lot of interference?</p> <p>Are my signals fading?</p>	<p>Veillez dire votre nom/votre location/votre indicatif.</p> <p>Quel est votre pays?</p> <p>Donnez-moi votre nom/location/indicatif phonétiquement.</p> <p>Pouvez-vous me faire un rapport?</p> <p>Répétez s'il vous plaît/veuillez répéter</p> <p>Parlez plus lentement s'il vous plaît</p> <p>Avez vous beaucoup d'interférence?</p> <p>Est-ce que mes signaux s'affaiblissent?</p>	<p>Vayay deer votr nom/votr lokasion/votr andikatif.</p> <p>Kel ay votr pay?</p> <p>Epelay votr nom/lokasion/andikatif phonayteakmong.</p> <p>Poo vay voo me fair yng rapor?</p> <p>Raypaytay sil voo play/vayay raypaytay.</p> <p>Parlay plooo lontement sil voo play.</p> <p>Avay voo bowcoo dantiferons?</p> <p>Es se ku may sinow safayblis?</p>

<p>Have we worked each other before - on this band/on 10. 15, 20, 40, 80, 160 metres? I'm sorry I do not understand you. I do not understand/speak French very well. Please stand by. Please go again. Do you copy? Is this frequency free/occupied? This frequency is in use old man, I'm sorry. I have a sked. Can we change frequency? How about 10kHz up/down if the frequency is free? How about S19? Can we go simplex? I shall see you on the ... repeater. Shall we try sideband? How about Morse? I'll give you a report on the next over.</p>	<p>Est-ce qu'on s'est déjà parlé sur cette bande/sur dix, quinze, vingt, quarante, quatre-vingt, cent-soixante mètres? Je regrette, je ne vous comprends pas. Je ne comprends pas parle pas très bien le français. Restez à l'écoute s'il vous plaît Essayez encore une fois? Comment me copiez-vous? Est-ce que cette fréquence est libre/occupée? Cette fréquence est déjà occupée mon vieux, je regrette. J'ai une sked. Si on changeait de fréquence? Si on descendait/montait de dix kilohertz si la fréquence est libre? Si on allait à la dix-neuf? Est-ce qu'on peut se contacter en direct? Je vous verrai sur le relais de ... Si on essayait la bande latérale? Si on essayait de se contacter en Morse? Je vous ferai un rapport pendant votre prochain échange.</p>	<p>Es se kon say dayzha parlay sir set bond/sir di/kanz/van/karonz/katvan/son swasont metr. Zhe regret zhe ne voo comprong pas. Zhe ne comprong pa/parl pa tray biang le fronsay. Restay a laycoot sil voo play. Essayay onkor une fwa. Me copyay voo? Es se ku set fraykons ay libr/okupay? Set fraykons ay dayzha okupay mon vyeu, zhe regret. Zhai un sked. Si on shonzhay fe fraykons? So on desonday/montay de di kiloherts si la fraykons ay libr? Si on allay a la dis nef? Es ce kon pu se kontaktay en direct? Zhe voos verray sir le relay de ... Si on essayay la bond lateral? Si on essayay de se kontaktay en Morse? Zhe voo ferray un rapor pondon notr proshain exchonzhe.</p>
<h3>Net Working</h3>		
<p>I think it is (XYZ's) turn. I've forgotten whose turn it is. Over to ... with the group. Break. Over.</p>	<p>Je crois que c'est à (XYZ) de parler. J'ai oublié à qui est le tour. Micro à ... Break. A vous le micro.</p>	<p>Zhe krwa ke say a (XYZ) de parlay. Zhai oobliay a ki ay le toor. A ... de parlay aveck ke group. Mee crow a Break. Meecrow a voo.</p>
<h3>Rig And Antenna</h3>		
<p>The rig here is ... I'm using a ... transmitter. I have hear a ... receiver and ... transmitter with a transverter/with a linear amplifier. I am putting out 10, 20, 50, 100, 150 watts. The rig is home brew with modifications.  My antenna is a dipole/is a trapped dipole/ a beam with three elements. A Yagi with 10 elements. with horizontal/vertical/circular polarisation. with a gain of ... A quad/a long wire/an end fed Zeppelin. A centre fed Zeppelin. The antenna is about ... metres above ground level.  The QTH is ... metres above sea level/at sea level/below sea level. The antenna has a rotator.</p>	<p>L'équipement ici est un ... Je me sers d'un émetteur-récepteur ... J'ai ici un récepteur ... et un émetteur ... avec transverter/avec un amplificateur linéaire. J'émetts dix, vingt, cinquante, cent, cent cinquante watts. L'équipement est de mon propre construction.  Mon antenne est une dipole/une dipole à trap/ un faisceau avec trois éléments. Un Yagi à dix éléments. avec polarisation horizontale/verticale/circulaire. avec un gain de ... Un quadrangulaire/un long fil/un Zepp alimenté au bout. Un Zepp alimenté au centre. L'antenne est à peu près à ... mètres au dessus du niveau du sol. Le QTH est à ... mètres au dessus du niveau de la mer/au niveau de la mer/au dessous du niveau de la mer. L'antenne a un rotateur.</p>	<p>Laykipemon isi ay un ... Zhe me ser d'un aymayteur-rayseptor ... Zhai isi un rayseptor ... ay un aymayteur ... aveck transverter/avack un amplificateur linayair. Zhemey di, van, sankont, son, son-sankont watt. Laykipemon ay de mon propre konstruksion aveck day moiffications. Mon anten ay une daypol/une daypol a trap/un-faskow aveck trwa elaymon. Un Yagi a di elaymon. aveck polarizasion orizonta/vertica/sirkulair. aveck un gan de ... Un kwadrangoolair/un long fil/ un Zep alimontay oh boo. Un Zepelain alomontay oh sentr. Lanten ay a pu pray a ... metr oh dessay do nivoh do sol.  Le coo tay ash ay ... metr oh dessey do nivoh de la mare/oh nivoh de la mare/oh desoo do nivoh de la mare. Lanten a un rotateur.</p>



<p>I'll turn the antenna on you during the next over. I rotate the antenna by hand. The antenna is in the garden/attic/ on a ... metre high mast. I am testing the rig. I am glad of your report. I like my ... I want to change my ... How do you like your ...</p>	<p>Je tournerai l'antenne vers vous pendant notre prochain échange. Je tourne l'antenne à la main. L'antenne est au jardin/à la mansarde/sur un mât haut de ... mètres. Je suis en train de tester l'équipement. Je suis content de votre rapport. J'aime bien mon ... je veux changer mon ... Est-ce que votre ... vous plaît?</p>	<p>Zhe tourneray lantén ver voo pondon notr proshain échange. Zhe tourn lantern a la main. Lanten ay oh zhardan/a la monsard/sir un ma oh de ... metr. Zhe sweez on train de testay. Zhe swi conton de voptr rapor. Zhaim byan mon .. zhe voo shonzhe mon ... Es ce ke votr ... voo play?</p>
--	---	---


<h3>Weather And Radio Conditions</h3>		
<p>Today the weather is fine/sunny/(very) cold/hot/misty/windy. It is raining. It is snowing. The snow is 300mm thick. The weather has been fine. Today/yesterday/during the weekend it has been raining. It has been snowing. The wind has been strong. There has been thunder and lightning. Working conditions are poor/bad/moderate/good/very good/excellent. All the bands are open. The 10, 15, 20, 40, 80 metre band is closed/open to North/Central/South America. Eastern/Northern/Southern/Western Europe, Asia, Australasia, Africa, the Far East, Japan. I have just heard a ... I can hear but cannot work a ... There is an opening on 2 metres, 70cm. This lift is getting better/getting worse. Hope it lasts. Nice to speak to you under lift conditions. It is ... o'clock approx, local time/GMT. What time is it in ...</p>	<p>Aujourd'hui il fait beau/du soleil/très) froid/chaud/du brouillard/du vent. Il pleut. Il neige est à trente centimètres d'épaisseur. Il a fait beau. Aujourd'hui/hier/pendant le weekend il a plu. Il a neigé. L'hiver/le printemps/l'été/l'automne est arrivé. Il a fait un orage. Il a fait du tonnerre et des éclairs. Les conditions de travail sont pauvres/mauvaises/modérées/bonnes/très bonnes/excellentes. Toutes les bandes sont ouvertes. La bande de dix, quinze, vingt, quarante, quatre vingt, cent soixante mètres est fermée/ouverte sur L'Amérique du Nord/Central/du Sud. L'Europe de l'Est/du Nord/du Sud de l'Ouest, l'Asie, l'Australasie, l'Afrique, l'extrême Orient, le Japon. Je viens d'entendre un ... J'entends mais je ne peux pas contacter un ... Il y a une éclaircie sur deux mètres, soixante-dix centimètres. Le temps se lève/à empiré. Espérons que cela va durer. Enchanté de pouvoir vous parler dans de si bonnes conditions. Il est à peu près ... heures. zulu/GMT. Quelle heure est-il à ...</p>	<p>Ohzhordwe il fay boh/do solay/(tray) frwa/sho/do brooiar/dovon. Il plu. Le nezhe eta tront sentimetr daypaysor. Il a fay boh. Ohzhordwe/ee-aitr/pondon le weekend il a plu. Il a nezhay. Leevair/le prontom/aytay/lohtum ay arrevay. Il a fay un orazhe. Il a fait du tonair ay daze aylclair. Lay condision de travail son povr/mohvase/modayray/bon/tray bon/ecselongt. Toot la bond son oovairt. La bondde di, kanz, van, karont, katvan, son swasont metr ay fairmay/ooovairt sir lamayrik do nor/sentral/ du sud. Loorop de lest/do nord/do sud/de lwest/lasi/lawstralasi/Lafrik/lestrem oriong/le zhepong. Zhe vee-an dontondr un ... Zhontom may zhe nay pu pa contactay un ... Il e a une eklairese sir du metr, swasont di sentimetr. Le temp se se laiv/a ompray. Ayspayron ke sela va diray. Onshantay de poovwat voo parlay donlay see boncondisions. Il ay a pu pray ... eers, zulu/Zhe m tay. Kel oer ayt il a ...</p>

<h3>Arranging A Sked</h3>		
<p>May I speak to you again? Are you free tomorrow/this time next week/at ... hrs GMT? How about this frequency or alternatively ... Let's try the 10, 15, 20, 40, 80 metre band. No I'm sorry, I am not free at that time. I am usually on 20 metres at ... GMT on (days of the week) except ... I have to go to bed/work now.</p>	<p>Puis-je vous contacter de nouveau? Est-ce que vous serez libre demain/à cette heure la semaine prochaine/à ... heures GMT? Essayons cette fréquence ou bien ... Essayons la bande de dix, quinze, vingt etc., mètres. Non, je regrette, je ne serai pas libre à cette heure. Je suis généralement sur vingt mètres à ... GMT (days of week) sauf le ... Je dois me coucher maintenant/je dois aller au travail.</p>	<p>Pwi zhe voo kontaktay de noovoh? Es se ke vooseray libr deman/a set oeur la semayn proshain/a ... oeur Zhay m tay? Esayon set frekons oo biang ... Esayon la bond de di, kanz, van, karont, etc metr. Non, zhe regret, zhe ne seray pa libr a set oeur. Zhe swi zhenynayralemon sir van metr a ... zhay m tay (days of the week) sof le ... Zhe dwa me koosahny mantenon/zhe dwa allay oh travail.</p>

# Supa Special Offers


## For Practical Wireless Readers

### The Supa-Tuta Plus




Save More  
Than  
£20.00

### The Supa-Keya



Save More  
Than  
£24.00

### The Supa-Tuna



Save More  
Than  
£17.50

Are You Keen On The Key - Or Would You Like To Be?

Or Are You One Of The Many Satisfied Kenwood Receiver Or Transceiver Owners? If So, Here's An Opportunity To Increase The Versatility Of Your Rig.

This Month PW has got some 'Supa' special offers for you, direct from the famous Dewsbury Electronics stables. They come in the shape of the Supa-Tuta Plus at £55 including p&p (normal price £75 plus p&p), the Supa-Keya at £75 including p&p (normal price £99 plus p&p), and the Supa-Tuna for £50 including p&p (normal price £67.50 plus p&p).

**The Supa-Tuta Plus** is a self-contained unit, ideal for everyone from absolute beginner to advanced student. The unit offers a 10-lesson introductory course, with full check listings in the comprehensive handbook. And when you're ready to go on the air, it's also a full-function electronic keyer!

**The Supa-Tuta Plus** is easy to use and everything is controlled from the front-mounted keypad. The unit has an external Morse key socket for sending practice, plus variable speed (two to 99 words per minute), variable sidetone via an internal speaker and headphone socket. There are also 90 different training sequences with answers for checking, plus 10 random sequences, and also 10 different messages of 500 characters with answers. You'll also find a library of random words and abbreviations - (no answers here!). **The Supa-Tuta Plus** has an 'echo' mode enabling the student to send Morse back to the unit for comparison, a Morse character check, and a Morse element check. After you've learned Morse with the **Supa-Tuta Plus**, you can use it as an electronic keyer, by connecting it to your transceiver. As an electronic keyer the **Supa-Tuta Plus** features: Relay switching, dot and dash memory, iambic paddle memory, single paddle operation, variable speed operation between two and 99 w.p.m. and variable weighting. It's also fully portable, measuring 130 x 145 x 40mm (sloping to 20mm), and operates from an external power supply of between 9-14V d.c.

**The Supa-Keya** uses microprocessor technology to provide: sidetone pitch between 500 and 1250Hz, sidetone volume control, speed between two and 400 w.p.m., single key speed trim, set weight control, single key weight trim, automatic insertion of serial number (four digits), automatic increment/decrement of serial numbers, eight stored messages (non-volatile), and you can edit/append or clear stored messages. **The Supa-Keya** accepts iambic paddle operation, has switchable dot and dash memories, employs a relay output for transceivers, has a Morse check and transmitter tune facility. An innovative design feature enables the keyer to check the accuracy of the input characters. If you send an incorrect character, the **Supa-Keya** will reject it and sound an error signal (switchable in normal use). And, to complete a very useful package, the **Supa-Keya** is also fully portable, measuring 130 x 145 x 40mm (sloping to 20mm), and is powered from an external 9-14V d.c. supply.

**The Supa-Tuna** has been designed to make the use of the Kenwood range of receivers and transceivers even easier to use. **The Supa-Tuna** provides the following facilities: Rapid frequency selection, v.f.o. selection, frequency scanning up or down, memory channel (and bank where applicable), mode selection, and transmit/receive (where applicable). The Dewsbury **Supa-Tuna** is housed in an attractive metal case measuring 130 x 145 x 40mm (sloping to 20mm), and is powered by an external 9-14V d.c. supply.

To: Practical Wireless (Special Offer April),  
FREEPOST, Arrowsmith Court, Station Approach, Broadstone,  
Dorset BH18 8PW.

Please send me .....Supa-Tuta Plus @ £55.00 inc. p&p.  
Please send me.....Supa-Keya @ £75.00 inc. p&p.  
Please send me .....Supa-Tuna @ £50.00 inc. p&p.

Name.....

Address .....

Postcode .....

#### Payment Details

I enclose cheque/PO (Payable to PW Publishing Ltd) £.....

Charge to my Access/Visa Card the amount of £.....

Card No.

Valid from.....to.....

Signature.....Tel:.....

Photocopies of this order form are acceptable, but you must still send this flash with your order as proof of purchase.

PW APRIL  
SUPA  
OFFER

# Spreading The Spectrum

## Amateur Radio Communications For The Future?

*Phil Cadman G4JCP takes a look at spread spectrum techniques, and explains the techniques behind this apparently frequency extravagant system, which is coming into use in amateur service, particularly in the USA.*

**A**s pressure on the r.f. spectrum has increased over the years, the natural tendency has been to reduce the bandwidth of transmitted signals. This allows more stations to share a given r.f. allocation.

The (almost) total change-over from a.m. to s.s.b. on the amateur bands below 30MHz, resulted in many more stations being able to use the limited frequencies. In the professional sphere, there's also been a change from a.m. to s.s.b. on the h.f. bands.

Professional v.h.f. and u.h.f. equipment f.m. channel spacing has also been gradually reduced from 50kHz to 12.5kHz. Strangely, amateurs have, so far, resisted the widespread adoption of 12.5kHz channel spacing on the 70, 144 and 430MHz bands.

Running against the trend, some users consistently use r.f. bandwidths vastly in excess of what's required. The apparently greedy technique used is called spread spectrum or s.s. The technique was originally developed for high resolution radar and for military communications.

### Spread Spectrum?

So, just what is spread spectrum? The answer, in general terms, is that a spread spectrum signal is one where the r.f. bandwidth used is substantially greater than the bandwidth of the modulating signal.

A useful comparison, is wide-band f.m (w.b.f.m.). As is well known, Band II f.m. broadcast transmissions occupy r.f. bandwidths in excess of 10 times the highest modulating frequency.

At the receiver, the excessive bandwidth is traded for a higher signal-to-noise ratio. Providing the r.f. signal at the input of the demodulator has an S/N ratio above a certain

limiting value, then the signal at the output will have a higher S/N ratio than that of the signal at the input.

However, w.b.f.m. is not generally regarded as spread spectrum because only two signals, the carrier and the modulating signal, are involved. In what is universally regarded as 'true' spread spectrum, a third signal is introduced to deliberately 'spread' a narrow-band signal over a large r.f. bandwidth.

### Creating Spread Spectrum

Before going into how an s.s. signal is created, the question arises of why anyone wants to create one in the first place. In the case of radar, one reason is to increase accuracy. In the case of radio communication, two major reasons are summarised below.

1. An s.s. signal is difficult to jam and can be extremely difficult to intercept (eavesdrop), making the technique particularly attractive to the military. Indeed, most work on the communications potential of s.s. was done by defence related establishments.

2. The civilian use of s.s. centres on the ability of many s.s. signals to simultaneously share a common r.f. allocation both with each other and conventionally modulated r.f. transmissions.

### Several Types

But, although there are several types of s.s., only two of the common forms will be discussed here. The first is called frequency hopped (or hopping) spread spectrum (f.h.s.s.), the second is called direct sequence spread spectrum (d.s.s.s.).

### Frequency Hopped

Frequency hopped spread spectrum is easier to understand than d.s.s.s. This is because it uses (in a modified form) familiar radio techniques.

In f.h.s.s. the transmitter's output at a particular instant, centres on one out of a number of possible frequencies between two limits, Fig. 1. After a short time (usually much less than one second) the transmitter moves to a different frequency.

After a similar time has elapsed the transmitter moves yet again. This continues for as long as the transmitter remains on-air.

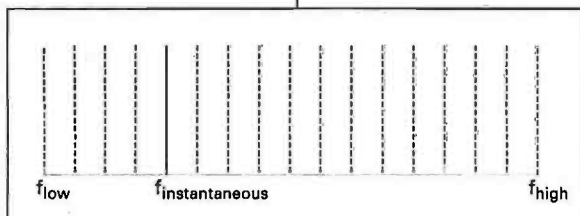
The frequency used at any instant is provided by a frequency synthesiser which is, in turn, controlled by a pseudo-random number generator (p.r.n.g.). The diagram, Fig. 2, shows a simplified block diagram of a basic f.h.s.s. transmitter.

### Number Of Frequencies

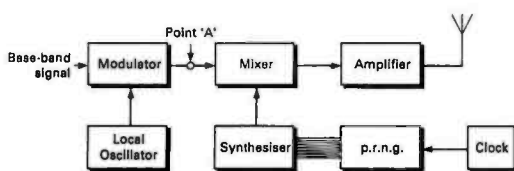
The number of frequencies the synthesiser can provide, may range from a hundred or so to many thousands. Some systems manage more than one million.

The minimum spacing between adjacent frequencies is ultimately dictated by the bandwidth of the base-band signal and the modulation technique. In other words, the bandwidth of the signal at point 'A' in Fig. 2.

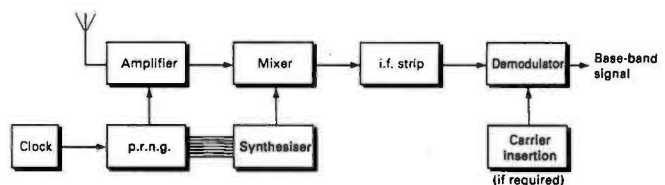
Some form of f.m. or phase modulation (p.m.) is usually employed, as both kinds of modulation provide a signal of constant amplitude which is easier to handle later on. However, in principle any modulation technique could be used.



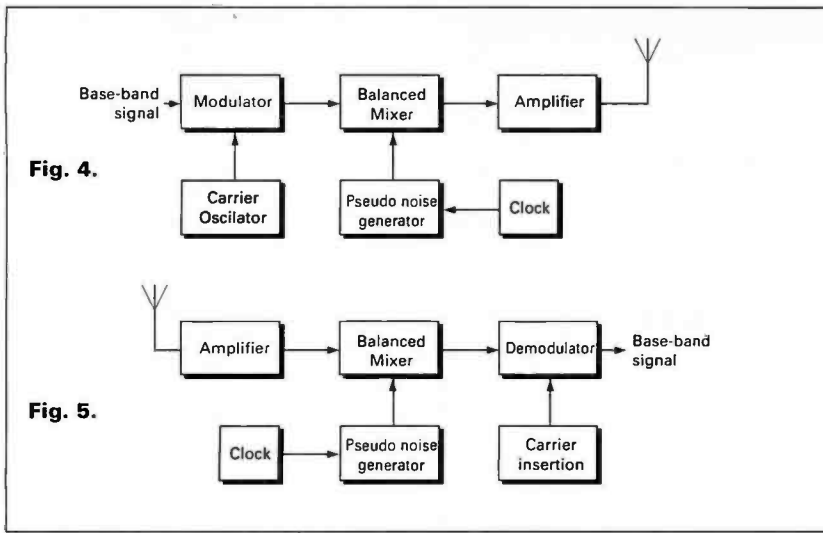
**Fig. 1: In frequency hopped spread spectrum (f.h.s.s.), the transmitter's output at a particular instant, centres on one of a number of possible frequencies between two limits.**



**Fig. 2: A simplified block diagram of a basic f.h.s.s. transmitter.**



**Fig. 3: Basic block diagram of a demodulation system for a f.h.s.s. signal (see text).**



**Fig. 4: Simplified block diagram of a direct sequence spread spectrum (d.s.s.s.) transmitter.**

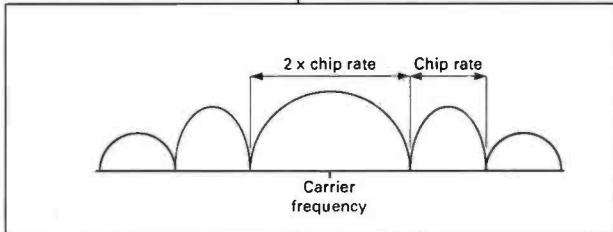
**Fig. 5: Simplified block diagram of a simple d.s.s.s. receiver (see text).**

The number of 'hops' the transmitter makes in one second is called the hopping rate. It can typically vary from as little as 10 per second to several thousand per second.

Demodulation of a f.h.s.s. signal is done by using another synthesiser at the receiver. This is driven by an identical p.r.n.g., and Fig. 3 shows a simplified block diagram.

It should be understood that the two p.r.n.g.s and their associated clocks, have to be kept in close synchronism for the s.s. signal to be successfully de-spread. This is easier said than done, and synchronising the receiver to the transmitter is the main problem in s.s. system designs.

Notice the similarity between Fig. 2 and 3 and a block diagram of a typical synthesised amateur transceiver when the p.r.n.g. is replaced by a tuning control.



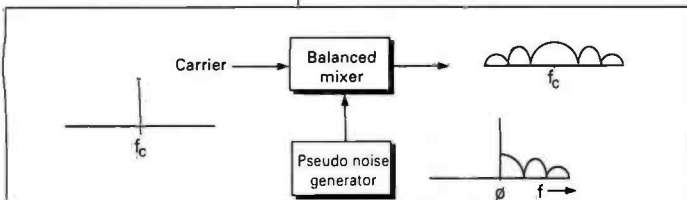
**Fig. 6: A d.s.s.s. signal, when viewed on a spectrum analyser, looks like wideband noise, similar to this illustration. The characteristic shape is due to the spectrum of the spreading pseudo-noise signal.**

direct sequence s.s. transmitter. The diagram, Fig. 4, shows a simplified block diagram of a d.s.s.s. transmitter. The corresponding receiver form is shown in Fig. 5.

A d.s.s.s. signal, when viewed on a spectrum analyser, looks like wide-band noise, similar in appearance to that in Fig. 6. The characteristic shape is due to the spectrum of the spreading pseudo-noise (p.n.) signal.

The diagram, Fig. 7, shows what happens to a narrow-band signal, in this instance a pure carrier, when fed into a balanced mixer together with a p.n. signal. The carrier effectively disappears, and the output spectrum becomes a double-sideband version of the base-band spectrum of the p.n. signal, shifted by an amount equal to the carrier frequency.

Note that: If the carrier is replaced by a narrow-band modulated r.f. signal, the output spectrum is almost identical. Hence it's extremely difficult for any third party



**Fig. 7: Diagram showing what happens to a narrow-band signal, in this example a pure carrier, when it's fed into a balanced mixer together with a pseudo-noise (p.n.) signal (see text).**

to gain any information about the narrow-band signal once it has been spread.

## Masks The Spectrum

To all intents and purposes, the spreading signal effectively masks the spectrum. It also masks the information content, of the narrow-band signal by its own, noise-like spectrum. This is probably the main reason why spread spectrum is so attractive to the military.

The diagram, Fig. 8, shows how a carrier is affected by multiplication with the spreading signal. For simplicity, the transitions in the spreading signal have been chosen to occur at the zero crossing points of the carrier.

As the phase of the resulting signal changes so rapidly, narrow-band receiver has no time to respond. This happens because no sooner has the signal begun to build up oscillations in the tuned circuits of a receiver, they are opposed by the now reversed phase of the signal. The only noticeable effect would be an apparent increase in received noise.

At the s.s. receiver, the de-spreading signal switches the phase of the incoming s.s. signal so that the phase changes are removed. The now phase-continuous signal can be recovered with relative ease.

## Number Generators

So far, the only unfamiliar items appearing in the block diagrams of s.s. transmitters and receivers, should be the pseudo-random number generator (p.r.n.g.) in the case of f.h.s.s., and the pseudo-noise generator (p.n.g.) in d.s.s.s.

Both generators are based on the same device, the pseudo-random binary sequence generator (p.r.b.s.). So, let's consider the requirements for a pseudo-random number generator first.

The number generator has to generate a sequence of numbers, usually binary, that are used to programme a synthesiser. The sequence must approach a statistically random sequence for optimum performance.

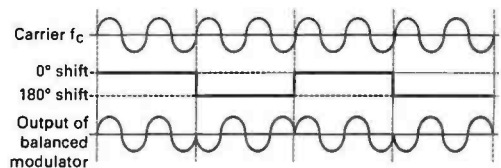
The operative word is 'approach', because the sequence must be reproducible. Don't forget the receiver must be able to generate the same sequence of numbers if it is to successfully de-spread the s.s. signal. Therefore, the sequence cannot be truly random, only 'pseudo-random'.

Let's move on now to the p.n.g. in the d.s.s.s. system. In practice this should produce a signal whose spectrum approaches that of noise, and yet must once again, be reproducible.

It is possible to generate a noise-like signal suitable for use in d.s.s.s. systems. This is done by low-pass filtering a binary sequence, such as one produced by a pseudo-random binary sequence (p.r.b.s.) generator. The p.r.b.s. generators are surprisingly easy to build.

The p.r.b.s. generators consist, in their simpler forms, of nothing more than a few d-type flip-flops and an exclusive-OR gate.

The diagram, Fig. 9, shows a 4-stage p.r.b.s. generator, when clocked it produces the sequence detailed below. Assume a starting point where all flip-flops are pre-set to the '1' state.



**Fig. 8: Diagram showing how a carrier is affected by multiplication with the spreading signal. For simplicity, the transitions in the spreading signal have been chosen to occur at the zero crossing points of the carrier.**

Clock pulse D4/output	D1	Q1/D2	Q2/D3	Q3/D4	
0	0	1	1	1	1 initial state
1	1	0	1	1	
2	0	1	0	1	
3	1	0	1	0	
4	1	1	0	1	
5	0	1	1	0	
6	0	0	1	1	
7	1	0	0	1	
8	0	1	0	0	
9	0	0	1	0	
10	0	0	0	1	
11	1	0	0	0	
12	1	1	0	0	
13	1	1	1	0	
14	1	1	1	1	
15	0	1	1	1	1 as beginning

### Points To Note

The salient points to note are:

The starting condition of all '1's recurs after 15 clock pulses.

The output sequence is what is known as maximal, it is not formed from a simpler, repeating, sequence.

The output sequence can change only as fast as the clock rate and in places (such as the runs of '0's and '1's it changes much slower. In s.s. terminology the maximum rate at which the output of the generator can change, is termed the chip rate. And for these simple types of p.r.b.s. generators, it's numerically equal to the clock rate.

### Maximal Generators

Maximal p.r.b.s. generators generate a sequence which does not repeat in less than (and in fact only repeats) every  $2^n - 1$  clock pulses.

Let's take a closer look. The term 'n' being the number of flip-flops between the output of the exclusive-OR gate, and its input which is 'furthest away' from its output. In the example shown  $n=4$ , so  $2^n - 1$  is 15.

We have seen the sequence does indeed repeat every 15 clock pulses. It's clear from just looking at the sequence in this example, it could hardly be taken as random, the sequence length is far too short.

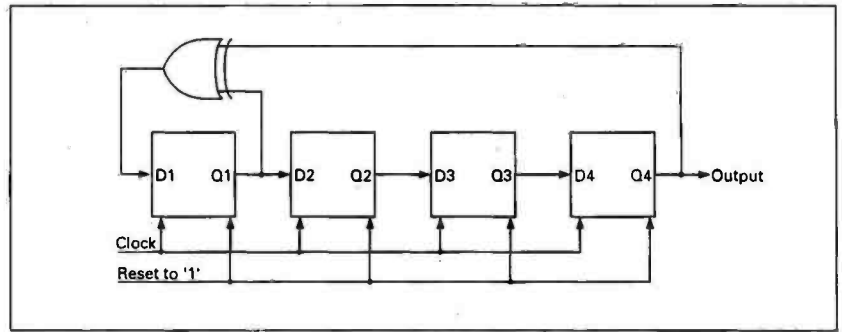
However, by adding a few extra flip-flops, the sequence can be greatly extended. Remember the maximal sequence length is  $2^n - 1$  chips; the table below shows how the sequence length effectively doubles for every extra flip-flop added to the generator.

n	sequence length ( $2^n - 1$ )
3	7
4	15
5	31
6	63
7	127
8	255
16	65 535
24	16 777 215
32	4 294 967 296

Even with only 32 stages the sequence will be over 4 000 million chips long. To give some idea of what time intervals are associated with these sequences we can assume a realistic d.s.s.s. chip (clock) rate of 10MHz.

The 32-stage generator sequence would then repeat every 429 seconds; just over seven minutes. Doubling the number of stages to 64 would give a repetition time of no less than 58 000 years!

Before moving on, there's one final, but very important



point about p.r.b.s. generators. The stage from which the feed-back is taken (to the exclusive-OR gate) has to be carefully chosen; not all tapping points give maximal length sequences.

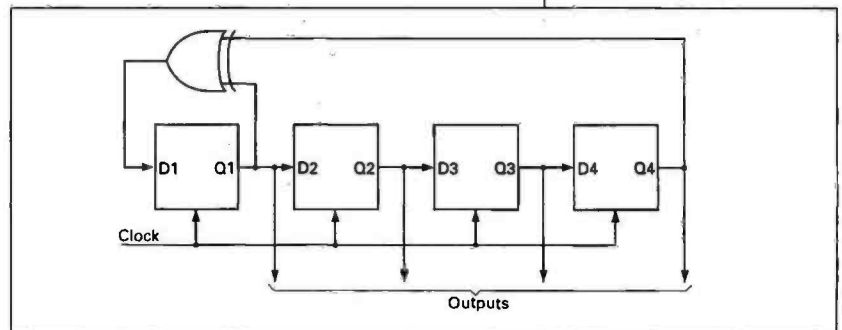
In the example of Fig. 9, the feed-back is taken from the output of the first stage. It could have been taken from the third stage, where a different but still maximal sequence, would have been produced.

Had the second stage been used the sequence would not have been maximal. In other words, it would have repeated after less than 15 chips.

Longer p.r.b.s. generators can have many tapping points all giving different maximal length sequences. It is most important that the flip-flops forming the p.r.b.s. generator should never all be allowed to output the '0' state simultaneously.

A brief check with Fig. 9 will reveal that such a state is permanent. The output of the generator will remain at '0' no matter how many times it's clocked.

**Fig. 9: The flip-flops forming the p.r.b.s. generator should never all be allowed to output the '0' state simultaneously. The diagram illustrates that such as situation is permanent, the output of the generator will remain at '0', no matter how many times it is clocked (see text).**



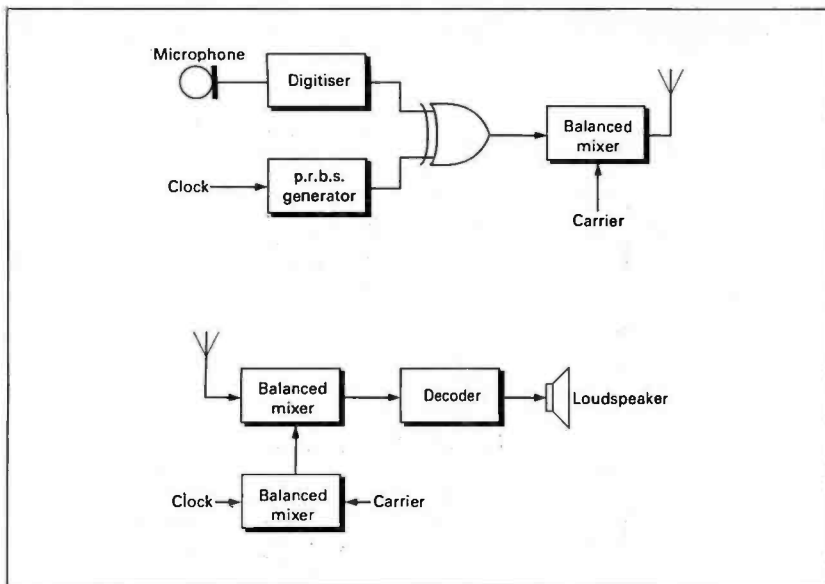
### Generators And Systems

Conceptually, the output of a p.r.b.s. generator can be fed into a balanced mixer together with a narrow-band signal to produce a d.s.s.s. signal. Actual d.s.s.s. systems filter the p.r.b.s. signal to tailor its spectrum before it's allowed to spread the narrow-band signal.

In the case of f.h.s.s., a parallel feed to the synthesiser is needed. This is obtained by taking the output of each flip-flop in the p.r.b.s. generator in parallel to the synthesiser, as in Fig. 10. The 4-stage p.r.b.s. generator, Fig. 10, could be fed directly to a 4-bit synthesiser giving the following sequence of numbers.

clock	4-bit number	decimal equivalent
0	1111	15
1	0111	7
2	1011	11
3	0101	5
4	1010	10
5	1101	13
6	0110	6
7	0011	3
8	1001	9
9	0100	4
10	0010	2
11	0001	1
12	1000	8
13	1100	12
14	1110	14
15	1111	15

**Fig. 10: A 4-stage p.r.b.s. generator, suitable for direct connection to a 4-bit synthesiser (see text).**



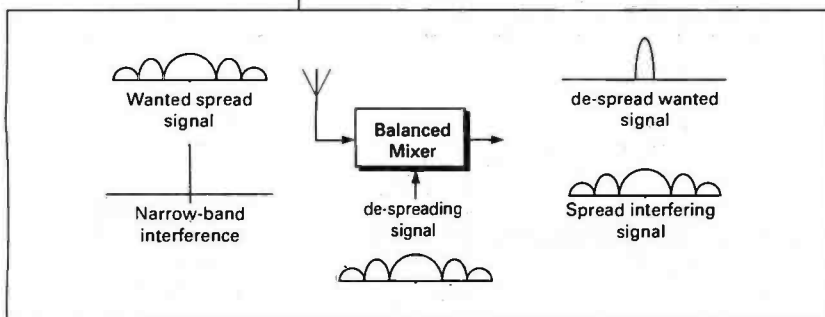
**Fig. 11: The spreading sequence, and the digital information, together form a composite signal which then spreads an un-modulated carrier. The diagram shows how a voice signal could be transmitted and received by such a technique.**

Notice that: during the  $2^{n-1}$  chips of the maximal length sequence, every number between 1 and 15 occurs just once. However, it is possible to produce a different sequence of the same numbers, by simply swapping the wires around on their way from the p.r.b.s. generator to the synthesiser.

### Limited And Slow

A rather limited and slow form of f.h.s.s. system could be achieved by two amateurs, if they both programmed two identical 144MHz transceivers with the same memory channels. Both radios would be set to scan the memories at the same time.

Providing the scanning did not stop for any reason, and



**Fig. 12: Just as the narrow carrier is spread at the s.s. transmitter, any narrow-band interference will be spread at the receiver (see text).**

the settling time of the radio's synthesisers was sufficiently short, the two amateurs could communicate quite happily. Without the operators really 'knowing' they were whizzing all over the band!

### Repeat Infrequently

Real sequences repeat very infrequently. A 32-stage p.r.b.s. generator clocked at, let's say, 10 000 hops per second, would take four days to repeat. The problem of synchronisation is the same, if not worse, than with d.s.s.s.

Now, the first problem is telling whether there is an s.s. signal present in the first place. As we have seen, in Fig. 6, the spectrum of a d.s.s.s. signal 'looks' like noise.

If the receiver is located a long way from the transmitter, the received signal will be below the local noise present at the receiver. This is another reason why the military love s.s. communications. The opposing forces may not even be able to detect an s.s. transmission, let alone de-spread it!

Synchronisation has to come from a separate signal in nearly all real s.s. systems. The synchronisation signal can take the form of a short-sequenced s.s. signal transmitted periodically, and be one which can be locked on to by simple methods.

The rough point in the main sequence can be estimated, providing the sequence and the time it was started is known, by reference to a third transmitter. This will be accurately controlled and receivable by all participants. This could be, for example, Droitwich on 198kHz and MSF on 60kHz. Maybe that's one reason why they are so accurate?

### Easily Produced

With f.h.s.s., the narrow-band signal can easily be produced by any of the usual techniques, and similarly demodulated. In the case of d.s.s.s., digital modulation techniques are much preferred.

One reason for the digital preference, is the ease with which it is possible to digitally modulate the spreading sequence. This is easier than first modulating the carrier and then spreading the modulated signal.

The spreading sequence, and the digital information, together form a composite signal which then spreads an unmodulated carrier. The diagram, Fig. 11, shows how a voice signal could be transmitted and received by such a technique.

Note the simplicity of the digital modulation stage. The exclusive-OR gate acts as a digital 'mixer'.

### Difficult To Recover

The problems of synchronisation have been mentioned several times. This is because an s.s. signal is so difficult to recover (even by the intended recipient) that third parties have tremendous difficulties in intercepting s.s. transmissions.

Rather than face such difficulties, a third party may instead elect to jam the transmission. Unfortunately, unless the jammer is very close to the intended receiver, (or can run quite staggering amounts of power) that too will fail.

Just as the narrow carrier is spread at the s.s. transmitter, any narrow-band interference will be spread at the receiver (by the de-spreading signal). This will take most of the energy in the interfering signal out of the demodulator's passband. This is shown in Fig. 12.

### Amateur Spread Spectrum

As far as I'm aware, s.s. is not used by UK amateurs. Indeed, it is almost certainly not within the terms of the current UK amateur radio licence.

However, there's certainly amateur s.s. activity in other countries. These include the USA, where certain types of s.s. are permitted, providing the code generators adhere to an agreed specification. This is to allow official monitoring stations to de-spread the signals, as well as allowing other amateurs to 'listen-in'. **PW**

### Further Reading

*The ARRL Handbook* (available from the PW Book Service) contains some information on amateur s.s., especially as regards the situation in the USA. For an in-depth study of all types of s.s. the best book is: *Spread Spectrum Systems* (2nd edition) by Robert C. Dixon, published by John Wiley & Sons (Wiley-Interscience), New York, ISBN 0-471-88309-3.

Another book which includes a large section on s.s. is *Modern Communications And Spread Spectrum* by George R. Cooper and Clare D. McGillem, published by McGraw-Hill (USA), ISBN 0-07-012951-7.

Late News: There's now an ARRL book devoted to amateur s.s. entitled *The ARRL Spread Spectrum Sourcebook*, edited by Andre Kesteloot N4ICK and Charles Hutchinson K8CH.

# HAYDON COMMUNICATIONS – LONDON

WHERE YOUR MONEY GOES FURTHER!

A E A · M O S T O T H E R B R A N D S

## SHORTWAVE CORNER

**SAVE £70**  
**£269** **Sony ICF-2001D**  
 0.15-30MHz USB/LSB/CW/  
 AM+FM BROADCAST.  
 YES+AIRBAND **£339**

- SW-55 Mike Richards thinks it's impressive **£289** **£269**
- SW-77 A sure winner **£399** **£369**
- SW-7600 Small but good **£199** **£149**
- AN-1 Sony Indoor/outdoor Active Antenna **£69** **£59**

**Lowe HF-225** Looks are often deceiving  
 "It's b....y good"  
 including **£449**  
**FREE LONG WIRE**

**Yaesu FRG-100**  
 A sure contender **£479**  
 for a leaflet

**SW-50** The cheapest digital  
 SW receiver available –  
 yet it's very good **£39.95** **£34.95** For S.W.  
 and F.M.

**Kenwood R-5000**  
 Still probably one of the best  
 SW receivers on the market **£28**

- DON'T FORGET! We also stock:-**
- M.L.B. Magnetic Balun **£38.95**
  - GLOBAL AT-1000 SW ATU **£78.95**
  - DATONG AD-370 Active Antenna **£74.95**

## VHF – UHF TCVRs

**KENWOOD**  
**TM-732E** **£28**  
 State-of-the-art dual  
 band mobile 2m/70cms 50W

- TH-78E 2m/70cm handy + wide band RX
- TH-48 70cm handy + 2m RX
- TH-28 2m handy + 70cms RX

**ALINCO**  
**DR-112E** **£289**  
**DJ-580E**  
 2m/70cms +  
 wide band RX +  
 extra nicad free. **£399**

**DJ-180E**  
 2m + wide band  
 RX + extra  
 nicad free. **£189**

### NOW IN STOCK!

**YAESU FT-530R** **£435** **ICOM IC-W-2** **£409**  
 Includes Nicads 2m/70cms  
 and charger. + wide band RX

**YAESU FT-736** **£28**  
 "Must be the best all  
 mode VHF-UHF base"

**NOW IN STOCK THE YELLOW PAGES OF SCANNING**  
 "UK SCANNING DIRECTORY" **£14.95 FREE P&P**

## SCANNER CORNER

**AR-3000A** OUR BEST  
 SELLING SCANNER!  
 0.1-2.03MHz. ALL MODE.  
 Beat the  
 price increase **£28**

**"ITS SW IS BRILLIANT!"**  
**AR-1500EX** **£295**  
 NOW IMPROVED  
 EVEN MORE.  
 0.1-1300MHz.  
 ALL  
 MODE **£295**  
**DOWN IN PRICE**  
**NEVADA**  
**MS-1000**  
 0.1-1300MHz  
**£279** **£229**

**Yupiter**  
**MVT-7100** **£375**  
 0.1-1650MHz  
 with true S.S.B.  
**NEW** Ring for your  
 free spec. sheet

**HP-2000E** **£249**  
 New improved  
 version.  
 0.1-1300MHz.  
**£289** **£249**  
**OPT-2300** No scanner  
 should be  
 without one!  
 0.1-2.36GHz  
 includes nicads  
 and charger **£145**

24 hour salesline 0850 586313 ★ Mail Order: Same Day Despatch ★ Sales/service:-- (Phone/Fax) – 081-951 5782. Open:-- Mon-Sat 10-6pm  
**132 High Street, Edgware, London HA8 7EL**  
 Just around the corner from Edgware underground (Northern Line). Close to M1, M25, A406. ★ FREE PARKING ★

Please mention  
**practical**  
**Wireless**  
 when replying to  
 advertisements

**WOTS WOT** at **HEATHERLITE**  
 See us at  
 Sandown/G.Mex/  
 Blackpool/White  
 Rose/Bury rallies  
 Hands FREE microphone  
 systems to fit ALL makes  
 of Mobile and Portable rigs.  
 PRICED:  
 for Portables **£16 – £26**  
 for Mobiles **£26 – £42.50**  
 for Base Stations **£43 – £46**  
 Also available a range of desk mics  
 – hand mics – extension mobile speakers from **£5.50**  
 Send long S.A.E. for price list  
 or visit agents at  
 Ham Radio Store, Hendon  
 Jaycee in Scotland  
 Ring and speak to: **ELAINE · SIMON · ANGELA · WENDY**  
**HEATHERLITE MICROPHONES**  
 75 St Catherines Drive, Leconfield Nth. Humberside  
 HU17 7NY – Telephone: **0964 550577**

**J. BIRKETT**  
**SUPPLIERS OF ELECTRONIC COMPONENTS**  
 ELECTROLYTICS 32+32uf 275vw @ 75p, 50+50uf 275vw, 16+16+16uf 275vw @ 85p.  
 AIR SPACED VARIABLE CAPACITORS 350+400+30+30pF with Geared S.M. Drive @  
 £3.50, 400+350+30+30pF @ £3.50, 250+250+20+20pF with S.M. Drive @ £3.50,  
 350+350pF with VHF Panel attached @ £2.95  
 POSTAGE STAMP COMPRESSION TRIMMERS 25pF, 30pF, 50pF @ 20p ea., 85pF @ 35p.  
 TOKO I.F. TRANSFORMER Type KACS 6184 10.7MHz @ 35p, 4 for £1.20.  
 DUAL GATE MOS FETS BF981 @ 35p, 4 for £1.20.  
 VARTA NI-CAD RECHARGEABLE BATTERIES 250DK Stack of 5 (6 volt) @ 75p.  
 POWER TRANSISTORS 2N6190 @ 5 for £2.00, 2N3055 @ 5 for £2.00.  
 PVE OLYMPIC A.M. TRANSCEIVERS @ £8.00 (P&P £3.00).  
 MARCONI AUDIO WATTMETER TF933 1mW to 10 Watt with Conversion Data and Resistors for 100 Watt @ £22.00 (P&P  
 £5.00).  
 3 GANG AIR SPACED VARIABLE CAPACITOR with 1/2 spindle each end 365+365+365pF @ £4.95.  
 VHF COAX RELAYS 24 volt coil @ £7.50.  
 SCREW TERMINAL ELECTROLYTICS 15,000uf 40v.w. @ 75p, 10,000uf 25v.w. @ 50p, 100 PIV 25 amp  
 BRIDGES @ £1.30.  
 SURPLUS DIE CAST BOXES APPROX size 92x38x26 @ £1.30, 120x93x27 @ £1.95, 120x33x52 @ £2.50.  
 LOW POWER DUMMY LOAD FITTED IN N TYPE PLUG @ £1.85.  
 R.F. POWER TRANSISTORS 2N6166 100 Watt with data, 1.75MHz @ £12.60, MRF392 30 to 500 MHz 125 Watt with Data @  
 £26.95, 2N4429 1 Watt 1GHz @ £4.95.  
 50 ASSORTED VARI-CAP DIODES for 75p, 50 H.F. Diodes @ 80p.  
 ACCESS, SWITCH and BARCLAY CARDS accepted. P&P 60p under £5. Over Free. Unless otherwise stated.  
**C.M. HOWES KITS.** Available by post and for callers.

**NEW! 40M QRP TX/RX KIT**  
**COMPLETE TO THE LAST NUT!**  
 ★ 2W CW OUTPUT  
 ★ 7.0-7.1 MHz  
 ★ STABLE VFO  
 ★ SIDETONE  
 ★ RIT  
 ★ AUDIO FILTER  
 ★ CASE AND ALL HARDWARE INCLUDED ★  
**DTR7 – KIT £87.50** **READY BUILT £140.00**  
 Post, packing & insurance £3.00  
 Send SAE for Brochure or call Alan, G4DVG on 0602 382509  
**LAKE ELECTRONICS**  
 7 MIDDLETON CLOSE, NUTHALL, NOTTINGHAM NG16 1BX  
 (Callers by appointment only)

### TX-3 RTTY CW ASCII TRANSCEIVE

High performance, low cost. Unbeatable features. BBC, CBM64 tape £25, disc £27. SPECTRUM tape £40, +3 disc £42 inc adaptor board. VIC20 RTTY CW program tape £20. All need our TIF1 interface or a terminal unit.

### GX-2 FAX SSTV TRANSCEIVE

All modes of FAX and colour/mono SSTV. Review in July 91 Rad Com. BBC only. Complete system only £99 or £119 with FAX direct printing option.

### RX-8 MULTIMODE RECEIVE SYSTEM

Fax to screen and printer, colour SSTV, HF and VHF PACKET, RTTY, AMTOR, CW, ASCII, UoSAT. Every feature. Full disc, printer support. Review in July 91 Rad Com. BBC only. Complete system only £259. DISCOUNT for RX-4 users.

### RX-4 RTTY CW SSTV AMTOR RECEIVE

Still a best-seller. BBC, CBM64 tape £25, disc £27. VIC20 tape £25. SPECTRUM tape £40, +3 disc £42 inc adaptor board. All need our TIF1 interface. SPECTRUM software-only version £25. TIF1 INTERFACE for best HF & VHF performance with our software. Kit £30, ready-made and boxed £40. Only with TX-3 or RX-4 software.

### APT-1 WEATHER SATELLITE MODULE

Converts satellite signal for display on any FAX system. £59. For use with RX-8, all connections included and price only £39 if ordered at same time as RX-8.

### FAX AND WEATHER SATELLITES

Full resolution charts and greyscale pictures for any SPECTRUM computer to a dot matrix printer. FAX £80 or WX SATS £99, both £139.

Also MORSE TUTOR £8, LOGBOOK £8, RAE MATHS £8 for BBC, CBM64, VIC20, SPECTRUM. BBC LOCATOR with UK, Europe, World maps £10.

All available on disc £2 extra. Full info available on everything. Please ask. PRICES INCLUDE VAT AND P&P BY RETURN



technical software (P.W.)



Fron, Upper Llandwrog, Caernarfon LL54 7RF Tel: (0286) 881886

# Reg Ward & Co Ltd.

1 Western Parade, West Street, Axminster, Devon, EX13 5NY.

Telephone: Axminster (0297) 34918

(Largest Amateur Radio Shop in the South West)

One Stop for Yaesu · Icom · Kenwood

## HF TRANSCEIVERS

### YAESU



FT890 Compact TXCR .....

#### Accessories

ATU2 Autotuner .....  
FP800 Matching PSU .....  
FVS2 D19 Voice Storage .....  
SP6 Base Speaker .....  
SP7 Mobile Speaker .....  
FT990 With PSU .....  
Without PSU .....



FT990



IC728



IC765



TS450



TS850

### ICOM

NEW IC728/IC729

IC728 HF .....

IC729 HF+GM .....

#### Accessories

PS55 PSU .....  
SP7 Speaker .....  
AT150 Auto ATU .....  
SM8 Desk Mic .....  
IC765 HF Base Station .....

### KENWOOD

TS450/690

TS450 HF .....

TS690 HF+GM .....

#### Accessories

PS31 PSU (SSB only) .....  
PS53 PSU (Full Duty Cycle) .....  
SP23 Ext. Speaker .....  
AT450 Int. Auto ATU .....  
Kenwood TS850 .....  
PS52 PSU (Full Duty) .....  
SP31 Ext. Speaker .....  
AT850 in Auto ATU .....  
MC60A Desk Mic .....

## VHF/UHF MOBILES

Yaesu FT212RH 2m, 45 watt .....  
Yaesu FT2400RH New 2m, 50 watt .....  
Yaesu FT5200R 2m/70cm, Full Cross Band .....



FT5200R



IC3230H

ICOM IC229E/H 2m, 25 watt .....  
IC229H 50 watt .....  
ICOM IC2320H 2m/70cm FM, 45/35 Watt .....  
ICOM IC2410E/H 2/70cm FM, Dual Watch .....



TM241E

### Kenwood

TM241E 2m, 50 Watt .....  
TM702 2/70cm, 25w .....

## HANDHELDS

TM732 2/70cm .....  
Yaesu FT415 2m HH inc. battery pack charger .....  
(FT 815 70cm) .....  
Coming Soon .....  
Yaesu FT530 New 2m/70 Dualband Handy .....  
Yaesu Accessories .....  
EDC5 DC adapt Noise filter .....  
EDC6 DC lead 26/76/415/815 .....  
MH12A2B Speaker Mic .....  
MH18A2B Mini speaker Mic .....  
CS051/52 (FT415/815) Carry Cases .....  
NC42 Desk top charger .....  
Icom ICW2 The 2/70 Dualbander .....  
Icom IC25RE 2m + Wideband RX .....

**ICOM Accessories**  
CP13 Cigar Lighter Cable .....  
HM65 Speaker Mic .....  
HS60 Headset/Voxer PTT .....  
OPC288 DC lead .....  
LC71/72/73 W2/SRE Carry Cases .....  
Kenwood TH28 2m Handy .....  
(TH28 70cm) .....  
Kenwood TH78 Dual band Handy .....  
Kenwood Accessories .....  
AG2W DC lead .....  
SMC32 Speaker mic .....  
SMC33 Speaker mic multijunction .....  
HMC2 Headset/Boom Mic .....

PHONE FOR PRICES

PHONE FOR PRICES

PHONE FOR PRICES

Large Second Hand Stock  
Easy Parking Opposite

Instant credit available

Mail/Telephone order by cheque or credit card  
Cheques cleared before goods despatched.

OPEN TUES-SAT 9.00-5.30  
(CLOSED MONDAYS)  
LUNCH 1-2pm

STOCK ITEMS USUALLY  
DESPATCHED WITHIN 48HRS

DELIVERY/INSURANCE PRICES  
IN BRACKETS  
(E&OE)

# RST

RST MAIL ORDER CO.  
LANGREX SUPPLIES LTD,  
1 MAYO ROAD,  
CROYDON,  
SURREY CR0 2QP  
SPECIAL EXPRESS  
MAIL ORDER SERVICE

AZ31	£3	EL360	18.50	PV82	1.50	GATE	2.00	GSJ7	3.00
CL33	8.00	EL509	10.00	PY83	1.50	GAUSGT	5.00	GSK7	3.00
OY86/7	1.50	EM34	10.00	PY88	2.00	GAU6	2.50	6SL7GT	4.50
OY802	1.50	EM81	4.00	PYS00A	4.00	SAW8A	4.00	6SN7GT	4.50
EB80C	6.85	EM84	4.00	PY800	1.50	6B7	4.00	6SS7	3.00
E180F	4.50	EM87	4.00	PY801	1.50	6B8	4.00	6B8A	1.50
E810F	25.00	EM91 Multi	7.50	QOV02-6	1.50	6B8A	5.00	6V5GT	4.25
E810F	25.00	EY51	3.50	QOV03-10	15.00	6BA7	6.00	6X4	3.00
E810F	1.85	EY86	1.75	QOV03-10 Multi	15.00	6BE6	1.50	6X5GT	2.50
E810F	1.50	EY88	1.75	QOV03-20A	2.00	6B6H	2.00	12AT7	2.25
E810F	1.50	EY500A	3.00	QOV06-40A Multi	40.00	6BJ6	2.25	12AU7	2.25
E810F	1.50	EZ90	1.50	QOV03-12	10.00	6BN6	2.00	12AX7	3.00
E810F	12.50	EZ81	1.50	R18	4.00	6B07A	3.50	12AX7A GE.	7.00
E810F	8.50	GY501	3.00	R19	3.00	6BR7	8.00	12BA6	2.50
E810F	7.00	GZ32	6.50	SP41	8.00	6BR6A	4.00	12BE6	2.50
E810F	7.50	GZ33	4.00	SP61	4.00	6BS7	8.00	12BH7A GE.	6.50
E810F	2.25	GZ34 GE	7.50	U19	10.00	6BW6	1.50	12BY7A GE.	7.00
E810F	2.25	GZ37	4.50	U25	2.50	6BW7	4.50	12E1	2.00
E810F	3.00	KT61	7.50	U26	2.50	6BZ6	2.50	12HG7/12GN7	8.50
E810F	3.80	KT66	12.50	U37	7.50	6C4	1.95	30P1L2	1.95
E810F	4.75	KT66 GEC	P.O.A.	UABC80	1.50	6C5	3.00	30P4	3.00
E810F	2.00	KT88	15.00	UBF89	1.50	6CB6A	3.00	30P19	2.50
E810F	1.50	N78	9.00	UCH42	4.00	6CD6GA	5.00	30PL13	1.95
E810F	3.00	O42	2.70	UCH81	2.50	6CL5	3.75	30PL14	1.80
E810F	3.50	O82	2.70	UCL82	2.00	6CG7 GE	6.25	300B(P/R)	120.00
E810F	3.00	OCC	2.50	UCL83	3.00	6CH6	6.00	5Z8	70.00
E810F	1.50	OD3	2.50	UF89	2.00	6CW4	8.00	805	50.00
E810F	1.50	PC37	2.00	UL41	10.00	6D6	3.50	807	50.00
E810F	1.50	PC300	2.00	UL84	2.00	6D5 GE	12.00	811A	16.50
E810F	2.50	PCF80	2.00	UY41	4.00	6D06B	9.50	812A	62.50
E810F	25.00	PCF82	1.50	UY85	2.25	6E48	3.50	813	27.50
E810F	3.50	PCF86	2.50	VR105/30	2.50	6E65	1.85	832A	85.00
E810F	2.75	PCF801	2.50	VR150/30	2.50	6F6	3.50	866A	25.00
E810F	4.00	PCF802	2.50	Z750	3.00	6GK6	4.00	872A	25.00
E810F	4.50	PCF805	1.70	Z803U	25.00	6H6	3.00	901A	25.00
E810F	4.50	PCF808	1.70	ZD21	3.50	6H56	4.95	2050A GE	10.00
E810F	2.50	PCR200	3.00	3B28	20.00	6J5	3.00	5763	12.00
E810F	4.50	PCR22	2.00	4CX250B EIMAC	75.00	6J6	6.05	5818A	4.00
E810F	4.50	PCR83	3.00	4CX250B STC	40.00	6J7	4.00	5842	12.00
E810F	1.50	PCL84	2.00	5R4GY	6.00	6J8BA GE	15.00	6080	8.50
E810F	1.50	PCL85	2.50	5U4G	8.25	6J5EC	12.50	6146B GE	15.00
E810F	5.85	PCL86	2.50	5W4G	4.00	6J5CC GE	11.25	6551A GE	12.50
E810F	1.85	PCL805	2.50	5Y3GT	2.50	6K6GT	3.00	6883B GE	18.00
E810F	2.15	PDS00	6.00	5Z3	4.00	6K7	4.00	6973	11.00
E810F	2.00	PHL200	2.50	5Z4GT	2.50	6K8	4.00	7025 GE	7.00
E810F	1.75	PL81	1.75	6A87	1.75	6K05 GE	11.85	7027A GE	12.50
E810F	1.75	PL82	1.75	6A87	1.75	6L6G	8.50	7159	12.50
E810F	2.50	PL82	1.50	6AH6	4.00	6L6GCSYL	9.50	7360	25.00
E810F	7.50	PL83	2.50	6AK5	4.50	6L6GC Siemens	4.50	7581A	12.00
E810F	6.00	PL84	2.00	6AL5	1.00	6L6GC GE	9.50	7586	15.00
E810F	2.36	PL504	2.50	6AM6	1.95	6L7	3.50	7587	23.00
E810F	25.00	PL508	5.00	6AN5	5.00	6L06	12.58	7591A	10.00
E810F	5.00	PL509	6.00	6AN8A	4.50	607	4.00	7868	10.00
E810F	2.25	PL519	6.00	6A05	3.25	6RH8B/6KN8	12.00	8068	15.00
E810F	2.75	PL802	6.00	6AR5	25.00	6SA7	3.00	8417GE	11.50
E810F	4.00	PL83	2.50	6AS6	8.00	6SC7	2.00	8417GE	11.50
E810F	2.00	PY81	2.50	6ASTG	6.50	6SGM	3.50		

Tel: 081-684 1166

Open daily to callers Mon-Fri 9am-4pm - closed Saturday

Fax: 081 684 3056



Prices excluding VAT add 17.5%

Over 6000 types available from stock.  
Terms C W O and Visa and Access cards accepted.

Orders despatched by return  
Quotations for any types not listed S.A.E.  
P&P 1-3 Valves £1.00 + VAT, 4-6 Valves £2.00 + VAT



Telex 946708



# The VHF/UHF DX Book

Reviewed by John Fell G0API

If your communications interests lie within that part of the frequency spectrum known as v.h.f./u.h.f. i.e. 50 - 1000MHz or so, then *The VHF/UHF DX Book* will come as a welcome source of reference and inspiration for both the s.w.l. and radio amateur. Within its 450 pages you will find 12 chapters dealing comprehensively with virtually all relevant aspects of today's amateur band v.h.f./u.h.f. communications, written by well known radio amateurs who are well versed in their particular fields.

The specific object of this book is to promote your ability to work DX, making contacts at the limits of propagation and system performance. The ways and means of doing this effectively take a long time to master - reading this book will provide a means to speed up the process and if it leads to more activity, I am sure it will have fulfilled the authors' objectives.

Fundamental to all radio operations, the chapter on Propagation mechanisms is given a comprehensive review by Geoff Grayer G3NAQ. The style is such that the reader is introduced to the subject at atomic level and progresses through propagation mediums, to path losses and enhanced modes. All tropospheric and solar influenced modes are covered to a level consistent with current knowledge.

Operating techniques may appear at first glance to be a dry subject but under the guidance of David Butler G4ASR a solid basis to maximise your station's effectiveness is given. Topics covered include weak signal DX, listening to determine what is going on before you put your foot in and how to handle pile-ups. One of David's classic lecture comments comes up viz "a little c.w. can

go a long way - a lot of c.w. can go even further".

Meteor scatter, e.m.e. (moonbounce) and how to increase the available intelligence flow are also well covered. Early April seems to be the only regular part of the annual cycle available to repair the antenna system, at least according to the DXer's Year Planner Chart.

Ian White G3SEK is the overall editor of this book as well as a regular and well-respected author on subjects from receiver design to microwave amplifiers, so who better to cover the subject of assembling your station. Ian explains how to determine the optimum requirements for all available modes and why, for instance, trading noise figures for dynamic range is worthwhile for terrestrial communications where ground noise rules. Station improvements and record keeping to constantly evaluate your performance are also regarded as imperative. Receivers and local oscillators are covered in depth with regard to overall system performance allowing evaluation of current 'black box' technology and providing you with the knowledge to specify your 'best case' system.


The theory given is put into practice by Sam Jewell G4DDK, Dave Powis G4HUP, Dave Robinson G4FRE and John Wickenson G4HGT to present designs for 'state of the art' transverters for 50, 70, 144 and 432MHz.

Driving from 28MHz using the best of today's h.f. rigs is still seen to be the most effective combination, certainly for strong signal handling capability such as contesting.

Power amplifiers and power supplies

can take many forms, but if you want the best in terms of reliability, clean signals and raw power, John Nelson GW4FRX, has always been a firm advocate of tetrode valves, preferably those made by EIMAC. In the chapter covering transmitters, power amplifiers, and e.m.c. John gives full vent to his long-time love of r.f. power devices, quoting the good and bad points of most available methods of generating strong signals. Not surprisingly the valve approach comes out well ahead of all contenders for the station p.a. and detailed information is given on the design, construction and commissioning of amplifiers, including mods to tame most known amateur designs. No one could fail to acknowledge the comprehensive protection systems designed into GW4FRX power supplies - belts, braces, you name it, it's all in here and at the end of the day, as John says, nobody wants to stop working the DX to repair a duff p.a. - even in GW it can be quite rare. For the sake of local spectral purity it would have been nice to see details of a single valve amplifier of, say 150W, but I suppose this does represent less than ultimate station capability in John's eyes.

Antennas are covered by Gunter Hoch DL6WU from theory to practical realisation. After reading previous works by Gunter on double optimised long Yagis I can do little more than say that the material presented here is both comprehensive and invaluable if your intention is to build antenna systems capable of predictable and efficient performance. Specific long Yagi designs for all the v.h.f./u.h.f. bands covered are presented in table form together with stacking and matching techniques.



To round off the book Roger Blackwell G4PMK discusses the requirements for test equipment and station accessories to make measurements of r.f. power, voltage, frequency, etc. Practical details of impedance and v.s.w.r. measurement, receiving and transmitting, test gear and filter designs also feature.

Each chapter contains references in text which are given at the end and are for the most part available to the reader. Some may well present difficulties in obtaining but will be worth the effort.

As an all round source of reference and inspiration I thoroughly recommend adding *The VHF/UHF DX Book* to your armoury of DX chasing equipment - see you on the bands.

*The VHF/UHF DX Book*  
DIR Publishing Ltd. ISBN 0 9520468 0 6.  
Price £18.00 plus £1.00 p&p.  
Available from PW Book Service,  
FREEPOST, Arrowsmith Court,  
Station Approach, Broadstone,  
Dorset BH18 8PW. Tel: (0202) 659930

## SOUTH ESSEX COMMUNICATIONS LTD

### USED EQUIPMENT AVAILABLE

SX400	350.00
PRO80	200.00
SX200	175.00
UBC175	175.00
SP5D	25.00
PS60	325.00
ICR7000RM	799.00
CN620A	75.00
RAMAMT703	20.00
PHILIPS D2935	175.00
ICOM ICR71	650.00
AKDHFCONV	50.00
ICOM ICR71	675.00
FTV707 2m trvx	175.00
PHILIPS D2935	150.00
BC1	2.00
BP83	25.00
AOR2001	175.00
ICR70+POC	550.00
ICOM IC R71+FM	700.00
ICOM ICW21	225.00
HC200	100.00
HP2000	249.00
TS440SAT	1000.00
TS440SAT	1000.00
PS50	175.00
YAESU FT290RII	350.00
PRO2006	225.00
TR2600 2m handy	150.00

### SPECIAL OFFER

ICOM ICR7100 + ARA1500.....£1349  
ICOM R9000 + ARA1500 + ARA60.....£4399

### KENWOOD (Authorised UK dealers)

TS950SD.....£2195  
TS450S.....£1100  
TS690.....£1250  
TM741E.....£685  
TM241E.....£290  
TH77E.....£370  
TH78E.....£399

### ICOM LOOK AT THESE PRICES!

IC2400E.....£499  
IC2410E.....£575  
ICR71E.....£849  
ICR1.....£349  
ICW21.....NOW IN STOCK £385

### AND ALL ACCESSORIES AVAILABLE

YAESU  
FT890TU.....£1250  
FT767.....£1685  
FT290RII.....£425  
FT530+FT1000.....NOW IN STOCK

Phone for our latest list of used equipment

**NEW FOR 93 FROM DRESSLER**  
2 metre and 70cm  
rf-vox switched  
Masthead pre-amps

**EVV2000 HDX**  
Gain 3 to 21 dB  
(adjustable inside)  
Noise 0.7 - 0.8 dB  
200w ssb vox  
750w ssb ppt

**EVV700 HDX**  
Gain 4 to 20 dB  
(adjustable inside)  
Noise 0.8 - 0.9 dB  
(adjustable inside)  
100w ssb vox  
500w ssb ppt

Price £159.00 each

Prompt mail order service, finance facilities available, interest free credit on selected items. Prices correct at time of going to press, E&OE

### SOLE UK IMPORTERS

### DRESSLER ACTIVE ANTENNAS

**ARA60** Active Antenna  
50KHz-60MHz with  
limited performance up to  
100MHz £169

**ARA1500** 50MHz-1500MHz  
Frequency Gain  
50-1000 11.5dB  
100-1500 11.0dB

£169 - 'N' connection

### SHORTWAVE ACTIVE ANTENNA ARA60

940mm high 64mm diameter complete  
with cable + PSU and interface £169.

Now fully tuneable interface. Intercept  
point + 21dBm typical.

### OUR LOCAL AGENTS

DAVE (Eastcote, Leics)  
0533 608189;  
STUART (Bromley, Kent)  
081-313 9186;  
TERRY (Biggleswade, Beds)  
0767 316431

NEW RANGE OF AERIALS,  
MOBILE + BASE NOW BEING STOCKED  
PLEASE CALL.



Opening hours:  
Mon-Fri 9:00am-5:30pm  
Sat 9:30am-4:30pm

191 Francis Road, Leyton, London, E10 6NQ  
Telephone: 081-558 0854 081-556 1415  
Fax: 081-558 1298 Telex: 8953609 Iexton G

V21/22 22bis  
Mailbox and BBS  
After office hours  
on 081-556 1415

24 hour hotline  
ansaphone on  
081-558 0854

# Valve &

Normally radio enthusiasts try to avoid 'feed-back', but Ron Ham is delighted at the reaction of readers to his new column.

First of all, I must thank all of you who have written to me and for your kind remarks about 'Valve & Vintage'. It's good to know that such a column is being well received and that my work is helping so many people.

A long time ago a radio amateur said to me, "however humble or grand another man's shack may be, you can always learn something." How true, there is a wealth of radio know how and experience among our readers old and new, so let's use it through this magazine and help save a few more early sets for posterity.

## Safety First

As always, safety must come first and Bruce Adams (Halesowen) warns of the risk of explosion when a set is first switched on after being out of service for a long time. On this subject Bruce, I have seen tubular capacitors blow themselves

capacitor, across the mains input, blowing its end off. **DO NOT REPLACE THIS WITH A STANDARD 0.1µF**, because these capacitors were special and must have a high a.c. working voltage.

Now readers, had this fault been one or both of the smoothing capacitors, then the rectifier may have been wrecked at that time. There is a thin connecting link inside a half-wave rectifying valve between the cathode, where the d.c. comes out and the external pins.

## Live Chassis

Bruce Adams also warns about those chassis that remain 'live' when a set is switched off. On this point make sure that a double pole mains on/off switch is fitted and that the mains lead is not perished.

In many cases the lead enters via a hole in the rear of the chassis and makes its way to the on/off switch, attached to the volume or tone control, at the front of the set. Fit a good insulating grommet and cord-




Fig. 3.

grip where the lead enters the chassis and keep the 'exposed' wires between the end of the cord and the switch contacts as short as possible. Although the latter are already insulated, slide an extra sleeve over these ends for added protection.

## Museums And Books

Radio sets of the 1930s made by Bush, Ekco, HMV, Pye and Ultra are the fascination of R. Matthews (Wolverhampton) who, along with Bob Morton, wants to know more about museums, where vintage sets can be seen and reference books on the subject. There is a very good private wireless museum run by Gerald Wells, 23 Rosendale Rd, West Dulwich, London SE21 8DS, which can be seen by first phoning for an appointment on 081-670 3667. Gerald is also the membership secretary of the British Vintage Wireless Society, an organisation which many of you may be pleased to join.

I had a word with David Rudram (Worthing), a BVWS member, about books on vintage radio and he suggested sending four first class stamps to Chevet Books, 157 Dickson Rd, Blackpool FY1 2EU, to get their catalogue. David is

the Hon. Curator of the wireless exhibition at the Amberley Chalk Pits Museum and you can write to him for more information, c/o the museum, at Houghton Bridge, Amberley, Arundel, West Sussex BN18 9LT, enclosing an s.a.e.

Two books that I have, and would thoroughly recommend to serious collectors, are *Early Wireless*, Fig. 1, by Anthony Constable, (ISBN 0 85936 125 X) and *The Cat's Whisker*, Fig. 2, by Jonathan Hill (ISBN 0 905368 46 0 (cloth) or ISBN 0 905368 479 (paper-back)).

## Military Set

One of the happiest periods remembered by Paul Fry (Winchester) was Christmas 1964, when he received a complete working ex-military 'Wireless-Set No.18 (WS-18) as a gift. These back-pack combined receiver-transmitters were mainly built during WWII and, if you find one today, please keep in mind that it is about 50-years old and never intended to last this long.

However, this gives me the chance to show you a bit of detective work that is often needed with ex-wartime equipment. Briefly WS-18, is battery operated and has a 6-9MHz receiver, Fig. 3, in the top half of the case and a similar styled transmitter in the lower half.

The rear view of the receiver (Fig. 3) shows four valves, three of which are marked ARP12, which means Army Receiving Pentode No.12. Wartime valves were coded like this, for example, 'VR' is the RAF for 'valve receiving' and 'NR' for Navy Receiving.

In the late 1940s, when all that lovely surplus radio gear was about, the Radio Society Of Great Britain published a *Service Valve Equivalents* book, Fig. 4, which is a mine of information about military valves of that period. The ARP12 is listed among the Army valves on page 8, and gives a CV (civilian) equivalent number of CV1331, which equals a Mazda VP23.

The next step is to look at a good valve manual, to find out the working voltages and base connections of a VP23. Very often, valve information can tell you a lot about the set itself, especially if you haven't got an original service manual. For instance, the VP23 is a directly-heated valve requiring 2.0V at 0.05A to light its filament, 120V at 1.0mA on its anode and 60V at 0.35mA on its screen-grid. By the *Practical Wireless*, April 1993




Fig. 1.



Fig. 2.



Fig. 4.

apart, the innards of an electrolytic smoothing capacitor littered around the inside of a cabinet and an electrolytic going off like a steaming kettle while an elderly set was on soak test.

On this theme, Bob Morton (Bolton) recently added a Bush DAC90 to his collection and wrote, "it sort of popped when I plugged it in and switched on!". He refers to my warning in the February column "Avoid the temptation to plug it in" and explains, "I got the set on the Friday and the PW on the Saturday."

However, the 'pop' and no doubt a nasty smell, was caused by a 0.1µF 48

The link usually burns out like a fuse when a short in the high-tension supply occurs. You should be able to see this through the glass when the valve is removed. Do check that the h.t. line is clear of shorts before inserting a new and possibly expensive rectifier.

# By Ron Ham Vintage

way, don't be caught out, the VP23's base is a Mazda octal, which slightly differs in size to the international octal.

## Working Order

Forty years ago, Peter Watkins (Leicester) obtained a brand-new ex-WD AR88D communications receiver which, I am not surprised to learn, is still in working order. One reason is because it has been kept working and the original high quality components have remained dry. Peter reminds me of the sheer delight many of us had in the 1950s looking at all the state-of-the-art radio gear that was sold off by the various government departments.

The rear cover of the RSGB book in Fig. 4 has an advert for ex-RAF T1154 transmitters and R1155 receivers at £10.10s and £12.12s respectively. Former air crew wireless operator, G. D. Hall (Cambridge) tells me that his squadron were still using this combination of r.t. equipment when they were disbanded in 1966.

May I add G. D., that a good 10-years later, when I was a radio instructor, some ATC squadrons were still using them! This all proves readers, just how good the original design was, but more about these sets in the future.

## Crystal Sets

"My first wireless reception was by a British-Thompson-Houston (BTH) crystal set in a quite magnificent mahogany case. At boarding school, the aerial was the bed springs, while the earth was a water-pipe," wrote Dr. W. G. Taylor (Scarborough) and continued, "Reception was good as I well remember. Cost, 5/-. Later I swapped it for a penknife." While W. G. was laid up during the mid-1960s, his bedside companion was an Eddystone 840C communications receiver, which remained there throughout his convalescence.

Peter Jones (Fownhope, Hereford) built his first crystal-set at the age of six, using a crystal obtained from his grandfather and his father's old RN issue earphones. Peter has one of the famous 'SHORT-WAVE SET MKIII' crystal-sets, Fig. 5, in his collection. These were used during WWI by soldiers in the trenches to receive signals, about enemy artillery positions, from a Marconi spark-transmitter installed in an aircraft.

A close look just above the Practical Wireless, April 1993

middle of Fig. 5 will show a 'Perikon detector' in the centre and a 'carborundum detector' to its right. The incoming signal (terminal top right) from the long-wire antenna, was peaked up by a stud-switch with 19 taps, in conjunction with the 'Aerial Condenser' on the lower right.

## The Intermittent Fault

One of the many pains suffered by radio service engineers is the intermittent fault. OK, some like the

Imagine that the rear cover of the potentiometer, in Fig. 6, has been removed and you are looking at the wiper, 'C', which is moved up and back on the carbon track by a centre shaft. Depending on the circuit design, the resistance of the track ranges between 0.5 and 2MΩ.

The black area at the top is the insulated terminal block. In most cases, the two outers connect to each end of the track, while the centre contact, 'D' goes to the wiper. The metal frame-work of the 'pot' is secured to the chassis by a centre

## Abbreviations Table

A	ampere
ht	high tension
in	inch
mA	milliampere
MHz	megahertz
MΩ	mega ohm
V	volt
μF	microfarad

are earthed to the chassis. Only the minimum amount of the insulated inner wire, dotted within 'A' and 'E', is left exposed at the connection points.

After decades of use, the rubber insulation inside the screening had gone 'spongy', although the exposed bits looked okay. However, when the set got really hot, the perished rubber 'bubbled' up and allowed the inner conductor, about 0.25in inside 'A' from 'D', to touch the outer and short-circuit the audio signal to earth. Of course when it cooled, the rubber congealed and, for a while, re-insulated the wire and removed the short.

## Pride And Joy


The pride and joy of Baden Gooch (Ely) is his pre-war 'Ovaltines' Philips, while his current project is a mid-fifties radiogram. Unfortunately, the stylus tip from the Perpetuum pick-up cartridge is missing and evidently no longer available. You asked me about clubs for "people who like old wireless sets." Baden, well, here is one good reason for joining the BVWS where you can see adverts in their journal and discuss such problems with like-minded people who can very often come up with an answer.

Some time ago, Norman Parr (Hinkley) acquired a seven valve radio, including rectifier and magic eye, with four wavebands, plus f.m. and a rotatable ferrite rod antenna. "There is no manufacturer's name only the name 'Orion' and I suppose it must have been made when f.m. first came into vogue," said Norman.

I can think of several high-class table sets of the late 1950s era that fit your description and were made both in the UK and in France and Germany. 'Orion' may be a makers model logo. You may get a clue as to the date and the country of origin by taking a detailed look at the valves and components, inside the cabinet, back-cover and loudspeaker and underneath the cabinet. If you want a service manual, don't forget to try one of the firms whose advertisements appear in PW and our sister journal *Short Wave Magazine*.

Cheerio for now and keep writing to me on your 'Valve & Vintage' memories. My address is 'Faraday', Greyfriars, Storrington, West Sussex RH20 4HE.

See you next month.



badly soldered joint, the loose nut and bolt holding a solder tag to the chassis, etc., are fairly easy to find. But, what about the beast of a set that ran perfectly well for about an hour and then stopped working. After being off for ten minutes it restarted and worked happily for a further hour when it died again. That is when such a set takes up residence on the 'soak' test bench until the fault is cleared.

Many years ago, I had an elderly Philips with an intermittent fault, and I finally tracked the trouble to an unusual failure in the wiring to the volume control. Although it is a simple circuit, as my sketch in Fig. 8 shows, it is an area of circuitry worth looking at in more detail.

nut and thread around the drive shaft, which, when tightened (and don't forget the locking washer), electrically bonds the control to the chassis. Despite this, it's a good practice to solder a jumper wire 'B' between the 'earthy' end of the track, the case of the 'pot' and the chassis.

In order to reduce 'hum' in the audio frequency circuits, the manufacturers use some form of metal covering. This is 'A' and 'E' in the diagram, to screen the audio signal wiring in and out of the volume control (now more often called the a.f. gain).

Now, back to my intermittent fault. You will see that the outer casing of cables 'A' and 'E', Fig. 6,

*Panorama*

# PACKET

*This month, Roger Cooke G3LDI gives us some good news about h.f. forwarding to and from the USA. He then gives us some basic user information, before requesting some information back from you.*

In the November '92 issue of *PW*, I reported the ARRL's proposed curtailment of automatic h.f. packet operation, which many of you must have read, with dismay. But I'm pleased to say that there were a large number of protests to the proposals. Subsequently, at a meeting held in September, the ARRL's decision has been reversed.

I also received a letter from Mr Barker G3WAL, accusing me of being "intemperate in my comments". He suggested that running my packet radio BBS, was akin to playing with a toy. He also said, that packet radio users have no right to amateur radio bands, except those our government (?) are kind enough to give us!

### Real Users!

I can only say, I hope you feel that way when the government decide to take more slices of our bands and give them away to 'real' users.

If everybody had this sort of attitude, we could end up using semaphore again. We need people to make intemperate remarks. We need people to get off their backsides and shout, in order to at least keep what

we have of the amateur bands.

However, back to the original story. The ARRL have now decided that enough amateurs want the forwarding privileges afforded them by a special temporary authorisation (STA). Once again, the proposal is, that automatic operation can take place within sub-band segments, but semi-automatic (with operator present) can take place in any part of the band.

No packet-only segment was proposed, so the digital modes are still all mixed together. This should ensure that unattended automatic operations does not affect other mode users, as they should be aware of the segments involved.

All unattended stations must be equipped with a 'time-out' function, to ensure that the transmitter is not kept keyed-up in the event of problems. I don't know of a TNC that doesn't have this facility, so our "toys" shouldn't be a nuisance in the event of a problem occurring!

The band segments allocated for h.f. forwarding (this applies to the USA only) are as follows:

- 1.810 - 1.820MHz
- 3.620 - 3.635MHz
- 7.100 - 7.110MHz
- 10.140 - 10.150MHz
- 14.095 - 14.099.5MHz
- 14.100.5 - 14.112MHz
- 18.105 - 18.110MHz
- 21.090 - 21.125MHz
- 24.925 - 24.930MHz
- 28.120 - 28.189MHz

We can exchange mail again as usual, with the USA, when propagation is in our favour.

### Compressed In Size

All mail to my h.f. gateway is usually passed to WA3TAI. If this hasn't

happened within a day, it's then compressed in size, and sent automatically to GB7LAN, the satellite gateway in Lancaster. We have to thank Andrew G8TZJ, the sysop at GB7LAN, who has written a server program for the FBB software to allow us to do this.

So there should be little delay in Stateside mail, whichever route it takes! Of course, there should be even less delay when I receive written permission for my satellite gateway, nudge nudge!

### Surviving The BBS!

Looking at some of my BBS user statistics, it's apparent that quite a number aren't completing their user details when first logging onto the BBS. It's in your own interest to complete these details, if only from the point of view of **not** receiving the same request each time you connect to your BBS.

The details aren't for some big-brother like purpose, but your correct details can make things easier when using some of the server facilities. Even something basic, such as your name, can be made to look better when using the correct mix of upper and lower case, e.g. Roger, not roger, or rOgER, etc.

### Basic Information

Here is just a little basic information that can help the BBS and sysop.

**NZ** - When entering your postcode, **do not** put a space in, enter it like this: NR148LQ.

**NH** - Please enter just one call for your 'HomeBBS', which is where you wish your mail to be sent on to.

**NQ** - Please enter your full Grid Locator, e.g.

J0020N. This will be essential when I, or your sysop, begin using the database held on the BBS. If you don't mind the information being held by the BBS, you could enter your full user details. If anybody then wanted your address or telephone number it could be available.

There is the ability to add other information into the database held on the BBS. If you don't mind the information being held by the BBS, you could enter your full user details. If anybody then wanted your address or telephone number it could be available.

To put these details into the BBS, enter the server mode by typing 'F', then enter the user-data mode by typing 'N'. At this point, using the '?' command, will give you a list of what details you can enter. You can enter your callsign, 'HomeBBS', full name, full postal address, QTH locator, home and work telephone numbers.

Some people may object to entering this information, but it can be quite useful. There is no space for "particulars withheld", etc., so if you don't like it, you don't have to put it in.

As you become more confident at using the BBS, you can change your 'expertise' level by using the 'X'. This means that you will just receive the minimal prompt, instead of the long line of command letters. You can also toggle back and forth with 'X', so it's not permanent.

That's it, space has escaped me once more. If you have any news, comments, etc., please let me have them. I'm particularly interested in receiving more details about user groups.

See you next month.  
73 DE G3LDI @ GB7LDI,  
QTHR, tel: (0508) 70278

**E N D**



A pair from PacComm. The TNC-320 packet controller, sits on top of the PaTOR

Scene

# SATELLITES

*This month, Pat Gowen G3IOR describes the French ARSENE amateur radio satellite, planned for launch on April 20 this year.*

**F**rom Bernard Pidout F6BVP and Jean Gruau F8ZS, President of Radio Amateur Club de Espace 'RACE', the organisation of radio amateurs first founded in 1980, comes news of the French ARSENE amateur radio satellite.

The term ARSENE is an acronym for 'Ariane Radio amateur Satellite pour l'Enseignement de l'Espace'. Michel Danvel F8YY of the CNES French Space Agency and Jean-Pierre Redon F8IC CNES Engineer head the project, whilst F6FAO, F6ABJ F8FV and F6GXY all contributed to the end-product.

The satellite has been designed, built and tested by over 300 student engineers in 30 schools and the communications system completed by radio-amateurs of ATEPRA, the 'Association Technique pour l'Experimentation du Packet Radio Amateur'. Now ARSENE is planned for launch with ASTRA-1-C from the ARIANE-V-58 rocket from the ESA Kourou French Guiana site on the 20 April 1993. The craft's lifetime expectancy is three to five years.

The ARSENE's final orbit will be equatorial, i.e. at 0° inclination. It will have a perigee close to 20 000km and an apogee of 36 000km. This will give an orbital period of 17 hours 30 minutes and will result in a slow drift from west to east.

The high orbit will provide a mean access time of nearly 12 hours daily for stations up 40° latitude. There are corresponding reductions in access times at higher latitudes.

## Packet Transponders

The ARSENE craft will carry three packet radio transponders, all using standard AX25 f.s.k. at 1200 bauds. They will operate as a digipeater in real-time only, i.e. there will be no mailbox memory for

message storage and retrieval.

The three uplink frequencies will be in the 435MHz band and the single downlink frequency in the 145MHz band. A mode 'S' linear transponder will also be available.

The packet mode will support experimental s.s.b. and c.w. working. The 18W of output power from the satellite will provide a comfortable link budget allowing connections through the packet transponder of ARSENE between stations without any additional or specialised equipment.

## High Efficiency Panels

The latest high efficiency GaAs solar panels from Italy will provide 60W of available d.c. power. The ARSENE communications payload uses B mode (435MHz for the uplink and 145MHz for the downlink) or S mode (435MHz uplink with 2445MHz for the downlink).

The B and S modes will not operate simultaneously. Mode B has its three combined uplinks at 435.050, 435.100 and 435.150MHz. The single downlink is at 145.975MHz, and can be output power switched to give either 15W (42dBm) or 2W (33dBm).

Due to the slow motion in respect of the user, the maximum Doppler shift at 145MHz is expected to be no more than 3Hz per minute. The S mode has a 16kHz bandwidth linear transponder, uplink 435.100MHz and downlink 2446.540MHz with 0.8W of output power (29dBm). The Doppler shift at this downlink will be only 14Hz maximum per minute.

## The Three Differences

Joe Kasser W3/G3ZCZ points out that there are only three differences between ARSENE's digipeater and any conventional terrestrial digipeater, these being:

1. The device is cross band. You must uplink to it on 435MHz and receive it on 144MHz.

2. The device is moving, and will only be available for predictable but specific times of the day.


3. The link control parameters in your station TNC will need to be adjusted. This is so it will cope with the time delay involved in the round trip from the ground to the spacecraft and back again from the satellite to you.

Working through ARSENE will be similar to working through AMSAT-OSCAR-10 or 13 with minimal

the necessity to calculate and constantly change the antenna heading and elevation. You merely point at it, peak it, and go ahead!

## Sharing The Satellite

Individual users, Packet Clusters and PBBS will all be sharing the satellite at the same time. To even up the odds of getting packets through, Joe suggests that we allocate one uplink channel to each class of user. This approach ensures that competition for the transponder in each class of user is limited to the



The French ARSENE satellite under test.

Doppler. But, due to the distance from and to the satellite, there will be some time delay on the signal.

Received signal strengths are expected to be much stronger than those of OSCAR-10 or 13, and hopefully without spin-modulation. Users will need only 10W to a 10dB gain (10-element Yagi) at 435MHz and a receiver of 4dB NF to assure contact.

The main problem may be ARSENE's very high popularity due to its ease of access. Conventional packet stations equipped for 435 and 145MHz operation will be able to use it with their existing TNC, e.g. without any additional modems or special equipment.

Furthermore, it will be at one point in the sky for long periods of time, so negating

particular use.

He recommends that Packet Clusters use 435.050MHz, individual users employ 435.100MHz, and that PBBS forwarding uses 435.150MHz.

He writes: "ARSENE will provide an interesting addition to packet radio and world wide communications if we don't choke it at birth. Those among you who have tried to use the 1200 bauds AX.25 digipeater on orbiting MIR will know only too well the problems of popular multi-station overload, and MIR's footprint is far less than that of ARSENE's. For this reason we must think about it, and plan for its optimum use"

**E N D**

# PRACTICAL MOTORIST

**DIY FOR DRIVERS**

**WIN a Clarke International Air Compressor complete with Spray Gun in our FREE Competition**

**APRIL ISSUE ON SALE 18th MARCH**



• Step-by-step guide to bodywork and paint repair



• Something to get alarmed about - anti-theft know-how

*Plus*  
All the regular features  
• Car Clinic • Letters • What's New • Car Care Tips

Practical Motorist is a pw publishing ltd. publication  
Arrowsmith Court, Station Approach, Broadstone, Dorset BH18 8PW. • Tel: 0202 659910 • Fax: 0202 659980

# S.R.P. TRADING

## SANGEAN ATS 803A

Direct key-in world receiver with quartz alarm clock timer



**Tunable BFO SSB/CW!**

DIMENSIONS: 29.2cm x 16.0cm (11.5in x 6.3in x 2.36in).  
OUTPUT: 1200mW (10% THD)  
WEIGHT: 1.7kg (3.75lbs) without batteries.  
Wide/narrow filter switch.

**£119.95 + £5 check, test and p&p.**  
Also, suitable mains unit available, only £9.95

### Specifications and features


★ 150-29.999 continuous tuning with no gaps. Phase locked loop-double conversion Superheterodyne ★ Full shortwave/AM/SSB 150-29999kHz no gaps! + FM 87.5-108 mono/stereo ★ Five tuning functions: Direct press button frequency input auto scanning, manual scanning memory recall and manual tuning knob ★ Built-in clock and alarm. Radio turns on automatically at preset time and frequency. ★ Large digital frequency display. ★ Fourteen memories - nine memory channels for your favourite station frequencies. Last setting of mode and waveband stored in five memories. ★ Direct press-button access to all 12 shortwave broadcast bands. ★ Two power sources - battery or AC mains adaptor. ★ General coverage of all AM bands in LW/MW/SW (dedicated broadcast band coverage on all versions), plus of course the FM band for quality sound broadcasts in headphone stereo. ★ SLEEP function turns the radio on or off after an adjustable time of 10-90 minutes. ★ Separate BASS and TREBLE controls for maximum listening pleasure. ★ External antenna jack for better reception. ★ Adjustable RF GAIN control to prevent overloading when listening close to other strong stations or if there is interference. ★ New improved wide/narrow filter (6/2.7kHz) ★ BFO control (Beat Frequency Oscillator) enables reception of SSB/USB/LSWB (single side band) and CW (Morse Code) transmissions. ★ Illuminated display to facilitate night-time use. ★ Designed for both portable and desk top use. ★ Five dot LED signal strength indicator.

## SKY SCAN

### Desk Top Antenna Model Desk 1300

Built and designed for use with scanners. Coverage: 25 to 1300MHz. Total height - 36ins - 9ins at widest point. Comes complete with 4 metres of RG58 coax cable and BNC connector fitted.. Ideal indoor - high performance antenna and can also be used as a car antenna when your car is static. REMEMBER YOUR SCANNER IS ONLY AS GOOD AS YOUR ANTENNA SYSTEM!

**£49.00 + £3.00 p&p**




## SKY SCAN

### V1300 Antenna

Most discons only have horizontal elements and this is the reason that they are not ideal for use with a scanner. Most of the transmissions that you are likely to receive on your scanner are transmitted from vertically mounted antennas. The Sky Scan V1300 discone has both vertical and horizontal elements for maximum reception. The V1300 is constructed from best quality stainless steel and aluminium and comes complete with mounting pole. Designed and built for use with scanners.

**£49.95 + £3.00 p&p**



## SKY SCAN

### Magmount MKII

For improved performance, wide band reception, 25 to 1300MHz. Comes complete with protective rubber base, 4m RG.58 coax cable and BNC connector. Built and designed for use with scanners.

**£24.95 + £3.00 p&p**



**SRP Trading, Unit 20, Nash Works, Forge Lane, Belbroughton, Nr. Stourbridge, Worcs.**

**Tel: (0562) 730672. Fax: (0562) 731002**



**AOR (UK) Ltd.** Adam Bede High Tech Centre, Derby Road, Wirksworth, Derbys. DE4 4BG.

Tel: 0629-825926 Fax: 0629-825927

A subsidiary of AOR Ltd Japan

## AR1500EX ~ ENHANCED VERSION\*

Enhanced Model AR1500EX - Completely new version of this popular hand-held receiver featuring new Printed Circuit Boards for even better performance. Coverage is from 500 kHz all the way to 1300 MHz without any gaps in the range. Channel steps are programmable in multiples of 5 kHz and 12.5 kHz up to 995 kHz, the BFO will allow tuning between these steps for SSB operation. All popular modes are provided NFM, WFM, AM and SSB (USB, LSB and CW) with the BFO switched on.

The receiver is supplied with a comprehensive selection of accessories: DA900 wide band flexible aerial, NiCad pack, Dry battery case (for use with 4 x AAA alkaline cells), Charger, DC lead fitted with cigar lighter plug, Earphone, Soft case, Belt hook, SW aerial wire terminated in a BNC connector for shortwave reception and Operating manual.

Versatility is excellent. The AR1500EX may be powered from it's internal NiCad pack, spare dry batteries may be carried for extended operation and used with the dry battery case, the set may also be plugged directly into the cigar lighter socket of a motor vehicle (external input range 11 - 18V DC).

Although offering a long list of facilities and operating modes, the receiver remains easy to operate. Many facilities have been carried across for the well proven AR2000 receiver. The AR1500EX has an 'automatic memory' feature which automatically stores busy channels from search bank 9 into the 100 memory channels of scan bank 9.

There are 1000 memories in total arranged in 100 memories x 10 banks, there are also 10 additional programmable search banks. Each memory will store frequency and mode (NFM, WFM or AM - not SSB) the search banks will also store the step increment. There is a massive EEPROM memory store for all memories and search banks so that no backup battery is required. The memories may be over-written time and time again. The display often provides 'prompts' for selected operations such as a flashing "CH" to invite the user to key in a new memory channel number. All information such as frequency, mode (except SSB), channel etcetera is presented via an easy to see Liquid Crystal Display (LCD). The display is fitted with a switchable light to increase visibility in areas of low level lighting.

The AR1500EX can meet a number of requirements to satisfy Airband or Marine enthusiasts. Professional off air monitoring and of course casual listening too. The World's shortwave and Amateur bands can be monitored, even the longer range Oceanic Airband and ship to shore. Of course the performance of this compact hand-held receiver can not be directly compared to that of the AR3000A or dedicated General Coverage Receiver.

Amazing value, all for an extremely attractive Recommended Retail Price of **£319.00 including VAT.**

\*Special model for the U.K. market only.



*This time around, Andy Emmerson G8PTH starts his bi-monthly look at some fascinating news of a very active ATV network.*

*The World of ATV*

# FOCAL POINT

**H**ere's some fascinating news of a very active ATV network which sort of parallels the Manchester Ship Canal.

Courtesy of Brian G3SMU, I hear the system starts with G3UVR in Heswall and is sent on 10GHz to G3SMU halfway up Winter Hill (Bolton). Signals are re-transmitted on 10GHz and combined with other 10GHz signals from G6ZBV (also Bolton) at the QTH of G4CBW in Newcastle-Under-Lyne.

From here, they are radiated on 1.2GHz to all comers (or receivers). G4CBW has a fancy video-effects generator and apparently manages to show incoming signals as well as his own, all in the same picture - it sounds magic! In fact the whole system is working so well, they are thinking of establishing a repeater at Brian's place, the precise mix of 1.2GHz and/or 10GHz inputs and outputs to be determined.

It's great to hear of keen activity and enthusiasm like this, that's what will keep ATV bubbling. I look forward to hearing more about this enterprising project.

## East Yorks Repeater

"Don't call it Humber-side any more," says Clive Reynolds G8EQZ, who with Andy Goy G4HJD and Richard Guttridge G4YTV are celebrating the arrival of a licence for the amateur television repeater they have built. The new callsign is GB3EY and by the time you read these words it should be operating in the 1.2GHz band on channel RT3 (1248MHz in, 1308MHz out). The slightly odd choice of frequencies was more or less forced on them by a

radar station in the coverage area.

The new repeater is located at Aldbrough, offering a good service area to the east of the Yorkshire Wolds and the south bank of the Humber to the east of the Lincolnshire Wolds. It runs 25W e.r.p. from an Alford Slot antenna, which should provide a good TV repeater service from Bridlington in the north, to Cleethorpes in the south, and Hull to the west. The site owner is Tony Leake G0NAA, who has a farm on the cliff-top.

The use of the site and the 23m lighting tower will be shared with Tony's antennas and those of GB3HA, when it moves down the coast from Hornsea. The group plan to interlink GB3EY with GB3ET on Emley Moor, also to add touch-tone controlled user facilities, so it sounds as if things are bubbling there.

If you would like to join in the fun, why not contact Clive G8EQZ on (0482) 563691 or Richard G4YTV on (0964) 562948?

"Our licence application must have been the fastest ever granted," continues Clive. "From start to finish, the whole process took just four months, with no come-back on any points. Fortunately there were no objections, but we weren't expecting any from the amateur community because we put a lot of effort into educating the local users of the airwaves. We visited every club in the coverage area and gave talks and demonstrations of ATV, told them how TV repeaters worked and generally made it all sound interesting and useful. As a result, we got everybody on our side and things have worked out very well."

This public relations aspect is crucial, I think. I hear of some repeater

groups (but they are really more like one or two man bands) who do nothing to get locals interested. They build the box, put it on the air and that's it. And when nobody shows much interest, they claim the amateur fraternity is not supporting them. I'm not naming names but if the cap fits, well... isn't it time to do something?

As hams, we complain how the public tend to react with total indifference to amateur radio and television, but at least the public have the excuse that they don't understand about widgets and haven't had it all explained to them. It ought to be easier to get the amateur radio community interested in ATV, but how can they be, if they haven't been told what's going on? Some repeater groups can't even be bothered to tell fellow ATVers what's going on!

I have never had a letter from the groups allegedly at work in Bath, Hastings or even Northampton. The last letters from Scotland, Stoke and Nottingham, were about eight years ago. Come along guys, why not drop me a line and tell the rest of the ATV world what you are up to? Do you even exist any more?!? Do you care? Does the rest of the BATC care? Frankly, I'm coming to think I don't care, but I still think it's a shame, so deep down in my heart I suppose I do care. DK, end of sermon, back to the story.

## News From Poland

Now some news from Poland. Yes, it's a bit late, but... Stanislaw Pazur writes: "On May 16 and 17 last, the eighth congress of members and sympathisers of the Polish ATV club, RVG, took place in Kalisz. The discussion focussed on creating a system of packet

radio. A transmission of ATV from the car was presented and they also showed interesting constructions of FAX and SSTV modems for Amiga and PC computers. The management of the club was chosen. The president is Wojciech Cwojdzinski SP2JPG, the vice-president Bartosz Pastusiak SP3CAI and the secretary Kazimierz Slomski SP2ERD. The club bulletin will not be issued any more and the current news will be published in amateurs' magazines."

## DX From Dartford

Dave Clarke G7KAD (Dartford, Kent) has been enjoying operation lately. "Just to let you know there was another good lift on Monday December 28 last year. At about 2130 I saw GB3UD (P5, 248km), GB3NV (P4, 194km), G0NAA beacon (now, there's a thing!) and worked through GB3TN. However, I saw all these on my Severnside aerial (with home-made extension) which is on fixed alignment towards GB3TN; I had to make do with this because my G3JVL loop Yagi had become very deaf due to a severe build-up of ice on it! "Has anybody else had this problem and not realised it? The symptoms were increased domestic TV breakthrough and my pre-amp kept taking off," he writes.

If you can help Dave drop me a line in ATV, c/o the *Practical Wireless* Editorial Office in Broadstone, Poole.

**E N D**

*This month David brings news of excellent propagation, increased Novice Licence allocations on 430MHz and the final table scores for 1992.*

# Report

# VHF

**D**uring January I received many reports of excellent F2 propagation to Australia on the 50MHz band. There were also tremendous Sporadic-E openings on the 144MHz band and record-breaking tropo contacts on the 430MHz band.

On the other hand, this is the April issue! The reality was of course that the UK was battered with gale force winds and heavy rain, the sun spot count reached an all-time low and many antenna systems did the same!

However I do have good news of increased v.h.f. allocations for Novice operators, reports of 50MHz Sp-E openings, unusual DX on the 70MHz band, details of free r.f. design and antenna design software, some new features on the DX Clusters and the usual solar data and contest calendar.

## Novice Licence

A Gazette notice was published in February which varied the existing conditions of the Novice licence. In particular, the schedule was altered to allow novices access to the frequency range 50-52MHz and 432-440MHz. Before this announcement came into force, the existing allocations were 50.620-50.760MHz, 51.250-51.750MHz and 433.00-435.00MHz. It's a very welcome move which I'm sure you'll all agree with.

## Tropo

Conditions via the tropo mode were very poor during January, with nothing being reported in the way of DX on any of the v.h.f./u.h.f. bands. But at least reports are still trickling in about the good tropo that occurred over the Christmas period.

Propagation was very good on December 27 to Scotland, according to **Ralph**

**Sachs G2CZS** (J001) who reported working GM3JFG (I077), GM3POI (I088), GM4AFF (I087) and GM4YXI (I087) on the 144MHz band.

It was also good in other directions, and during the evening of the 27th **Neil Underwood G4LDR** (I091), operating from his new QTH near Salisbury, worked a number of stations in southern France on the 430MHz band. On December 28 he found EA1TA (JN53) on the 144MHz band, but didn't hear anything from him after moving to the 430MHz band. However, he did manage to work OZ9IT (JQ46) on that band at 2005UTC on January 2.

### Gordon Emmerson

**G8PNN** (I095) concentrated on even higher frequencies. He worked DL5KVA (J064) and OZ7IS (J065) on December 28 for new squares on the 1296MHz band and G6PHJ and G8ZQB (both in I092) on the 1296MHz and 2320MHz bands.

Conditions were still good the next day and more contacts were made on the 2320MHz band with G6PHJ, G8ZQB and G4LRT, all signals being S9+. A number of contacts on the 1296MHz band were made during the evening of the 29th including G4KGC and G8DKK, but despite getting 599 signals from the GB3DUN, GB3IQW, GB3MHL and GB3MLE beacons, nothing else was heard.

## Aurora!

Very little in the way of auroral activity was detected during January. But those of you that have studied the calendar shown in the February issue of *PW* will have noticed that aurora can occur at any time of the year, but it tends to peak around the equinoxes September/October and February/March. It may even be happening at this very moment!

**Chris Tran GM3WOJ** (I077) has sent me an interesting analysis of 719

different stations worked via aurora on the 50MHz band in a 10-year period between February 1983 to February 1993. The actual number of auroral openings during this period in which Chris made c.w. or s.s.b. QSOs was 129, and a total of 20 DXCC countries were worked, including the unusual multi-propagation mode contacts with CX8BE and ZS6AXT, which I reported in 1992.

## Moonbounce

Time to look at moonbounce now. In the latest issue of the *VHF-UHF DXer* (available from **Dave Hardy G8ROU**) comes details of a new 144MHz e.m.e. antenna system at the QTH of K5GW. The array consists of 48 x 10-element Yagis in an area 23m wide by 16m high, and contains 175m of 7/8in Heliac and 200m of RG213 coaxial cable.

The Yagis were designed using the K4VX Yagimax 3.0 antenna modelling software and special attention was used with the stacking software to produce an array with very low sidelobes. Antenna range measurements of a single 10-element Yagi and sidelobe checks of the completed array verified the accuracy of Yagimax 3.0.

Following the demise of his e.m.e. array in 1992, **Dan Gautschi HB9CRQ** has built a new 144MHz system, only this time it's even bigger. The reasoning behind this is based on the old remark "if your antennas didn't blow down then they weren't big enough". However the e.m.e. fraternity have an even better saying which is "if they did blow down then put up something even bigger!" The array at HB9CRQ now consists of 8 x 19-element M2 Yagis (they're in excess of 10m long) and it certainly seems to be working well.

**Richard Gardner G4WKN** using a single 16-element F9FT Yagi and 300W worked him on January 9 with Dan peaking 529. During this period G4WKN also worked

IK3MAC (8-Yagis) and heard SM2CKR (also 8-Yagis) and GM4YXI (4 x 9-element OZ5HF Yagis). Another station using 4 x 9-element Yagis is **John Hoban G0EVT**, although in his case they are the F9FT design. He has now worked 19 separate stations in nine countries, DL, HB9, I, LA, OE, PA, SM, W and VE, most of the c.w. contacts being unscheduled.

## The 50MHz Band

If you thought that propagation on the 50MHz band during December was bad, well I can reliably inform you that January was even worse! It can be summed up in one sentence, the Quadrantids meteor shower on January 3, a sighting of the GB3LER beacon via aurora on January 11, a days worth of Sp-E on January 16 and a brief opening to Poland via Sp-E on January 17. **And that was it!**

The Sp-E opening on January 16 was particularly good, with an event starting early in the morning around 0700UTC lasting until 1200UTC, and another one from around 1500UTC continuing through to 2000UTC. Stations in central England reported working DX in Croatia (9A), Slovenia (S5), Czech Republic (OK), Slovakia (OM), Poland, Austria, Germany, France, Spain, Balearic Islands (EA6), Italy, Sardinia and Sweden.

**Silvio Rua IW1AZJ** reports that at 1800UTC following the Sp-E opening he made c.w. contacts with EA4LY (IN80) and IC8FAX (JN70) via field-aligned irregularity (f.a.i.), the signals being weak and displaying the characteristic frequency spread associated with this propagation mode.

I've received a very interesting report from **Richard Lamont G4DYA**. Richard noticed that his packet radio t.n.c. had received data at 0734UTC on January 16 from a station signing 4N7WW on



70.4875MHz.

As the signal did not possess a subsidiary station identification (s.s.i.d.), for example 4N7WW-15, it is assumed that it was received direct and not via a linking node. If this was the case and the callsign was genuine then it indicates that the Republic of Bosnia-Herzegovina has granted an amateur allocation in the 70MHz band. Richard wonders if anyone else has noticed DX callsigns appearing in their 'MHeard' list on 70MHz.

### Brilliant Book!

In last month's column I made a very brief reference to the (absolutely brilliant!) *VHF/UHF DX Handbook*.\* Some of the subjects contained in the book (ISBN 0-9520468-0-6) include receiver front-end optimisation and DL6WU long-Yagi design, both of which utilise specific software which can be obtained from myself.

Additionally, I also distribute the US/UK RF library of BASIC programs. These programs cover r.f. design, antenna design, propagation and other areas. Programs on the US/UK library disk include design of microstrip circuitry, gamma match design, an upgraded MINIMUF program, path loss calculators, WA1JXN's multi-function moon tracker, G3SEK's e.m.e. program, W9IP's famous meteor scatter program, satellite trackers and much, much more. A total of 33 excellent programs are crammed into one 360k disk.

Two other program disks are also available, the first one is VK3UM's do-anything e.m.e. program - a real masterpiece. Facilities include tracking the moon, sun, stellar radio sources and quiet sky.

The program will calculate mutual moon windows and spatial polarisation offsets for any two locations, and has a signal/noise calculator and a 2.5 minute sequence timer for good measure. The program is written in Turbo Pascal and is distributed as a compiled, ready-to-run .EXE file with full instructions.

The other disk is MACE, an l.f. to v.h.f. circuit program, written by Roger Blackwell G4PMK. Specify the values of components and how they are to be interconnected, and MACE will predict the frequency and phase response of your circuit. The disk is

### Annual v.h.f./u.h.f. table

January to December 1992

Station	70MHz Countries	144MHz Countries	430MHz Countries	1296MHz Countries	Counties Countries	Counties Total points					
G4FCD	40	27	—	—	86	23	54	21	38	13	302
G6HKM	63	64	—	—	68	23	33	17	21	9	298
G8ESB	10	11	32	6	83	18	36	10	21	5	232
G1SWH	15	29	51	7	67	12	33	10	3	1	226
G4ASR	10	62	44	8	62	37	—	—	—	—	223
G0NFH	19	29	28	4	60	15	32	13	7	5	212
G4LDR	15	20	28	5	58	20	41	15	—	—	202
G0EVT	8	38	21	4	35	31	2	5	2	1	147
G6MXL	1	17	9	1	38	19	26	11	9	7	138
G1SWH	8	20	18	5	37	10	21	9	2	1	131
G1THG	33	28	—	—	51	12	—	—	—	—	124
G7CLY	18	28	—	—	55	12	2	1	—	—	116

distributed as a compiled and ready-to-run .EXE file, with documentation and sample circuit and device data files.

To obtain any of these three disks, sent me sufficient 360k formatted 5.25in disks, plus return postage and packing. As you are getting this material free of charge, it would be appreciated if you could include some details for this column, even a photograph if you have one!

A new version of meteor scatter software has been released to enable proper m.s. scheduling to take place. It can be obtained by sending four IRCs, an s.a.e. and 3.5in disk to **Ilkka Yrjola OH5IY**, Jukolant.16, SF-45740 Kuusankoski, Finland.

### VHF Meetings

Time to look in the diary now, for further v.h.f. meetings. Don't forget that the Martlesham Radio Society are holding a v.h.f. round-table at the BT Research Laboratories Martlesham Heath Suffolk on Sunday March 28.

Full details were given in last month's column, but it is important to remember that you will only get in if you have applied in advance for a ticket from **Malcolm Bell G4CXT**.

### Solar Data

Now, it's solar information update time! During the first week of January the more active side of the sun was in view, and although there was an increase in magnetic activity, very little solar flare activity was observed. The passage of coronal holes on January 11 caused the geomagnetic field to become very unsettled, and as a consequence, an aurora was detected in central England, but it was a very small event and only reached the 50MHz band.

The quieter side of the sun rotated into view from January 18 and there was a

large decline in sun spot levels and similarly in solar flux levels. On January 24 the sun spot numbers measured only 33, the lowest level since June 1992.

### Contests

I have news of some contests coming up in the next few weeks and the first is the 70MHz cumulative event being held on Sunday March 14 between 1000-1200UTC. This is the last one in the series but don't worry if you missed it, as another 70MHz contest is being held on Sunday March 28. This one runs from 0900-1500UTC and is intended for fixed stations, with single or multi-operator sections. The contest exchange consists of callsigns, report, serial number, locator and QTH.

If you like c.w. then why not try entering the German AGCW-DL 430MHz c.w. contest, being held on Saturday March 20 between 1900-2300UTC. I gave full details in the March issue of *PW*.

Two separate RSGB contests, one on the 1296MHz band and the other on the 2320MHz band, are being held on Sunday April 11 between 1600-2200UTC.

The Nordic activity contests will be held between 1800-2200UTC on the following Tuesday's; March 16 (Microwaves), March 23 (50MHz), April 6 (144MHz) and April 13 (430MHz).

### Via Packet Radio

Whilst on the subject of contests, it is worth knowing that there is an on-line contest information system running on the packet cluster network. Details of annual contest dates can be obtained by connecting into a DX Cluster and sending the command TYPE/CONTESTS FIXTURE.VHF and this will provide you with a list of yearly events.

If you want further information, you send the command SH/VHFTEST MAR

to give you details of v.h.f. contests during March. (Note that the month must be given in a 3-character format, e.g. Apr, Jul, etc.) The information provided may say something like "see also 70MHZCUM.RUL file in CONTESTS area" and by sending the command TYPE/CONTESTS 70MHZCUM.RUL very detailed rules for that specific contest are obtained.

Just in case the h.f. fraternity feel left out, there are similar facilities available, you only have to substitute h.f. in place of the v.h.f. command.

If any of these commands do not work then it simply means that your local cluster is not running the specific software, so contact your local cluster sysop, make a generous donation and ask nicely!

### Final Table Scores For 1992

Congratulations to **Richard Girling G4FCD** who managed to squeeze ahead of **Ela Martyr G6HKM** by the narrowest of margins, as can be seen by the final 1992 v.h.f./u.h.f. table of results.

Interestingly, neither station has equipment for the 70MHz band but were streaks ahead of the rest of the field.

Leader in the c.w. ladder was yours truly, most of my contacts being 10-second auroral wonders unlike those of **Ian Cornes G4OUT** in second place, who made real QSOs with a conversation inbetween the callsigns!

### Deadlines

As usual, please send your letters to reach me by the end of the month at the very latest, as I normally write up the column around this time. Don't forget that I can also receive messages via packet radio at my mailbox GB7TCM or at my DX cluster GB7DXC.

Photographs of your shack, antennas or any v.h.f. activity are especially welcome. Other pictorial items such as QSL cards, awards, certificates, etc., are also required. They will all be returned to you. **David Butler G4ASR**, **Yew Tree Cottage**, Lower **Maescoed**, Herefordshire **HR2 0HP**

\* Reviewed in this issue on page 47. Editor

### Annual c.w. ladder

Band (MHz)	50	70	144	Points
Station	50	70	144	Points
G4ASR	90	38	376	504
G4OUT	—	43	169	212
G0DJA	—	—	67	67

Number of different c.w. stations worked since January 1 1992

E N D

*This month, Paul Essery GW3KFE gives some advice on maps and beam headings.*

Report

# BROADCAST

If you have in your mind's eye a vision of the UK-based Great Circle Map, you have most of the starting information you need for beam aiming. After all, if you use your brains, you are going to wag the beam back and forth to find out the heading on which your man 'peaks'. And it quite often won't be the heading 'in the book'.

The surroundings distort the theoretical pattern. Example: with a beam, for VK you will find the early openings are long-path, the later short path. Theory says respectively 250 and 70° true; practice says it might be well away from that!

## The QRP Scene

Now we'll look at the QRP scene. Novice **John Hemming 2E0ACN** in Northfield has an end-fed wire, around 15m high and 36m long, which he feeds, presumably via some sort of a.t.u. to either home-brew 'Sudden' or 'Oxo' rigs, or to an FR100b-FL200b set-up.

It didn't take John long to latch on to the value of c.w. for operation at his power level (he can't go QRO - the crystal mic distorts above 4W p.e.p.!) The result so far is that John had, at the time he wrote, some 46 countries worked and many of those confirmed.

The only thing John wants for a WAC was South America. Changing to a simple dipole indoors - also home-brew - resulted in piles of Yanks. John has even used his Novice power to put a signal into pile-ups with success.

**Ted G2HKU** (Sheppey) mentions his IC721S - like the IC725 but QRP - it netted him a QSO with Dave Sumner K1ZZ, publisher of *QST* and Executive Vice President of ARRL, who is a member of the G-QRP Club. No mention of antennas, frequencies or time, but there's always next time!

## History

Recently there was

P5RS7 active (Yes, that's right!) from N. Korea, which was a group led by 3W3RR. We understand the logs have arrived with the JA Manager, but the documentation hasn't, at the time of writing, turned up at the ARRL. Another of the good 'uns was the Howland AH1A offering, although not many have reported working this one.

## Ghana And Islands

The PA3AWW group hope to activate Ghana in late March for three weeks, covering 3.5-28MHz. Earlier in March, we hear of a projected Chatham Is, ZL7 operation. In the Seychelles, S79MD is there for two years. Sao Tome and Principe will be represented by S92SS and his XYL S92YL.

It may be only a rumour, but the whisper goes out of a project to activate Andaman and Nicobar Is in March or April. Keep listening out!

## Operators

Time to hear from the operators now. **Don G3NOF** in Yeovil has a TET 3-element tribander for 14/21/28MHz at 17m. He also has an A3WS for 18/24MHz at 18m and Butternut HF2V ground-mounted vertical for 3.5MHz, not to mention an trap inverted-vee at 11m and a trapped sloper of 17m.

Generally the Butternut wins, although the sloper has the edge in its preferred direction. The trap dipole of course is favourite for Europe and inter-G. Indoors, he has a Trio TS950SDX driving his old Drake L4B linear to 24dBW output. On 3.5MHz this made it to VO1FG, on 14MHz to AH1A (Howland Is), on 18MHz a QSO with P29DX (who was G8FEO and then G4JVG), this one was long-path.

The 21MHz preference for Don was Miss Liu Meizi BZ4RBD, a doctor at the local hospital in Nanjing - again long path. A good one on 24MHz was NOTG/KP5 for Desecheo - short path,

1650Z, 24.940MHz.

Now to Ted G2HKU, who uses an Omni-V as the main rig, plus an IC721S for QRP, with an HF6 (with the bits to make it an HF9!) outside; Ted also has a G5RV. At 1900, 5B4AEV was worked with the HF6; at 2300 HP1AC was best on the G5RV; the HF6 was just too noisy. On 10MHz at 1500Z, K6DC, all but inaudible on the G5RV, so worked on the HF6. The time was a bit odd too. At 2045, OD5/SP7LSE was good on the HF6. On 14MHz, OM3KFO was a new one. 1600, G5RV. On 21MHz, XE2MX and YN/SM00IG in Managua both on the HF6. On 28MHz, HK3RQ and PZ1DY both on the HF6.

Up in the far North, **GM3POI** in Deerness, Orkney, raised FG5BG and 9M2AX on 1.8MHz c.w. For the rest it was all 7MHz c.w. with maybe JT1BR at 1043Z as the pick of the crop. No details of the rig/antennas - Clive was probably too busy keeping the antennas in one piece through the Orkney gales!

The report from **Vince 9H1IP** (Malta) on 24MHz shows WA4DAN/KP5, J28BG, C9RTC, while on 18MHz the prize was AH1A with OM3TZW for another 'new one.' Again, no details on rig or antennas.

## Listeners

Time to hear from the all-important listeners now! **Stuart Crow** comes from Portsmouth, but is at Birks Hall, Exeter, during term-time, where the antenna is around 10m of wire strung from the ceiling. However, the noise level is lower at Exeter, and he is screened from Europe by a handy hill. On 1.8MHz, UK stations, on 3.5MHz VO1MZ and CQ9FF; on 7MHz (favourite band) all continents, on 14MHz mostly VKs, 18MHz VK/ZL/JA and FK8CP. On 24MHz, K1ZFA, 28MHz zilch.

**Nigel Dunhill** in Leeds, listens on a Sony IC2001D with the AN-1 active antenna from the same company. Favourite band is

3.5MHz, where KW2P/KP5, Desecheo was maybe best of the bunch. CE8ABF was best on 7MHz, but there wasn't much on 14MHz, only 7X2WKE and 9H4M.

**Luciano Marcquardt** is in Hereford. He prefers his DX302 and Datong AD270 active antenna, but also has the FRG7700/FRT7700 as reserves. On 14MHz, VO1NP and VKs, on 21MHz, West Coast Ws - DX in anyones language - with East Coast Ws on 28MHz. On 3.5MHz, a little bit of midnight-oil burning produced a couple of TI4s, and a brace of Ws.

Finally, **Geoff Crowley**, a New Zealander based in Hafnarfjordur, Iceland. Again, a Datong AD370, but Geoff has added to his station computer programs for FAX, RTTY and AMTOR, but not yet for SSTV. Geoff has managed to decode a couple of AMTOR signals, but is struggling a bit to master the new tricks. But on 14MHz, one can imagine how pleased Geoff was to hear his home-land in the shape of ZL4DD.

That's the lot for this time. Don't forget that details of your rig, antenna, frequencies, times and power, are important. Other operators can try for themselves then! Deadline is mid-month to me at the following address: **287 Heol-y-Coleg, Vaynor, Newtown, Powys SY16 1RA.**

*I'm particularly pleased that even more listeners are joining in and sending their logs. Keep it up, the more the merrier.*

**73 DE Paul.**

**E N D**

Round-up

## HF BANDS

**T**hroughout the world, engineers at short wave radio stations practise the 'black art' of

antenna design and construction. This is in order to send signals bouncing off the ionosphere to radio sets hundreds or thousands, and even tens of thousands of miles away from the transmitter site. Yet many listeners expect reception to be as good as a local medium wave signal, relying simply on the telescopic whip antenna on a small short wave radio set.

Many people, of course, do not have access to complicated receiving antenna. But despite this, it is possible to help those weak short wave signals make their way to a receiver.

At the tender age of 12 or 13, I started to build simple long-wire antennas running from my bedroom window over the quiet road outside my home, to some trees opposite. Luckily I lived on a cul-de-sac and therefore there was not too much traffic, particularly high-sided lorries! The antenna consisted of thin gauge plastic coated copper wire, running from the window-sill over to the trees, but secured by fishing line with a weight (generally a brick) on the end, to provide tension. It often proved a bit of a struggle to get the antenna successfully suspended, but when the thing was up - and stayed up - I felt particularly happy!

I felt even happier when I connected the end of the antenna to my receiver, for the difference it made was quite dramatic. Weaker signals were stronger, and strong signals were almost over-powering. But it proved to me the need for an external antenna for short wave listening. As a result, I have used one ever since!

Mind you, there are some simple rules to be followed when considering putting up an outside antenna. Safety is the most important thing to think about.

Make sure that the antenna wire cannot come

*This month, Peter looks at antennas, and simple rules for success.*

in to contact with any power cables. Not just in calm weather, but in windy conditions when the antenna wire may be blown about, and make sure that you disconnect it from your radio set during thunder-storms.

If lightning strikes the antenna, the radios which have suffered this fate, tend not to work again.

### Different Types

There are many different types of antennas which can be constructed, and plenty of reference books (some available through the *PW* Book Service) which describe the particular characteristics. You could also connect an antenna tuner between your receiver and the antenna. But really, it is experimentation that is the name of the game.

Now, if you feel inspired to go and build an antenna of some sort or other, you'll want something to listen to, so here are some bits and pieces of broadcast news.

The split of Czechoslovakia into two separate republics at the beginning of the year means that now there is an external radio service from both Slovakia and the Czech Republic. But it's the Czechs who have kept hold of the foreign language services, with English transmissions at 0700-0730 on 11.99, 9.505, 7.345 and 6.055MHz; at 1130-1157 on 15.355, 11.99, 9.505, 7.345 and 6.055MHz; at 1800-1827 on 9.605, 7.345, 6.055 and 5.96MHz; at 1930-1957 on 7.345 and 6.055MHz; and 2100-2127 and 2200-2230 on 9.605, 7.345, 6.055 and 5.96MHz.

The Slovak international service is limited to just the Slovak language at present. Transmissions are heard in Europe at 1400 for an hour on 9.505, 7.345 and 6.055MHz and at 1900 to 1930 on 9.58 and 9.505MHz. Judging by the frequency usage, transmitters are shared between the Prague and Bratislava broadcasters.

Radio Vilnius, the external service of the Baltic republic of Lithuania, dropped some of its

frequencies shortly after I wrote my column last month. The European service at 2230 is now heard on just 9.71MHz on short wave, together with 666 and 1512kHz medium wave, and the American service at 0000 is now down to a single frequency of 7.15MHz.

Last month I gave you some details of Radio Sweden's revised schedule following a cut-back in the English service. Here now is the fuller picture: there is a 30-minute transmission at 1830, a new time, on 1.179, 6.065, 9.655 and, to the Middle East and Africa, 15.27MHz. The 2130 transmission has moved to 2200, on 1.179, 6.065 and 9.655MHz. Both transmissions are carried on Astra.

### Asia And Pacific

Radio Japan's General Service has English transmissions of an hour in length, alternating with Japanese. European broadcasts, from facilities in England and Gabon, as well as Japan, are heard at 0700 on 21.64, 21.61, 21.575, 17.86, 17.81, 17.765, 11.875, 9.675MHz; at 2100 on 17.89, 17.81, 15.43, 15.28, 15.195, 11.925, 11.84 and 11.815MHz; at 2300 on 17.81, 15.43, 15.195, 11.815, 6.125 and 6.05MHz.

Two months ago, I mentioned the logging of St Helena by **Asantha R. Cooray** in Sri Lanka. From closer to home in Witney, Oxfordshire, a letter came winging to the *PW* Office from **Harold Buggins**, a DXer since 1938.

Harold says that Radio St Helena is not broadcasting daily on short wave, but did a "one-off" transmission on October 23 last year. The station used the facilities of Cable and Wireless on the island. Harold sent a report and received a QSL and newsletter with lots of information.

Harold has also logged Radio Inconfidencia, Belo Horizonte in Brazil on 6.01MHz at around 0700 until fade-out, with English announcements every 30 minutes or so, asking for

reception reports (CP 1027, 30130 Belo Horizonte, Brazil). Other Brazilians noted in Witney include Radio Guarajui on 5.80MHz, Radio Guaiba on 6.0MHz and Radio Clube Paranaense on 6.04MHz, all noted around 0700GMT.

**Michael Beesley** in Romsey, Hampshire, has heard Radio Azerbaijan, which I mentioned in the February edition, was about to start transmissions. Michael confirms the frequency of 6.175MHz, with strong co-channel interference from RFI in Paris.

And lastly for this month, an interesting letter from **Des Walsh** in Carrigaline, Co Cork. Using a Sangean AT803A receiver, Des has heard a weak religious broadcaster on 13.75MHz under Kol Israel. The programmes are mostly in English, but identification has proved impossible so far. Any offers?

Des notes Radio Australia on out-of-band 5.885MHz in the evening, particularly as darkness sets in.

Radio Moscow has been noted in English on a total of 38 frequencies at 0845 (the list is too long to print here!) and although some are undoubtedly from Asian transmitters, Des wonders whether they really need to use all those channels. No wonder, Des goes on, so many countries have taken to using out-of-band frequencies. As a comparison, checking the February edition of *BBC Worldwide* magazine, BBC World Service in English uses 21 frequencies which, if audience research claims are to be believed, serve 10 times as many listeners...

Do drop me a line if you have any news to pass on, queries needing an answer, or comments to make. Until next month, good listening! **Reports to Peter Shore via the *PW* Editorial Office.**

E N D

**G6XBH G1RAS G8UUS**

**VISIT YOUR LOCAL EMPORIUM**  
Large selection of New/Used Equipment on Show

**AGENTS FOR:**  
YAESU • AZDEN • ICOM • KENWOOD • ALINCO  
Accessories, Welz Range, Adonis, Mics, Mutek Pre-Amps  
Barenco Mast Supports, DRAE Products, BNOS Linears & PSU's  
★ ERA Microreader & BPS4 Filter, SEM Products ★  
★ Full range of Scanning Receivers ★

AERIALS, Tonna, Full Range of Mobile Ants, Jaybeam  
BRING YOUR S/H EQUIPMENT IN FOR SALE  
JUST GIVE US A RING

**Radio Amateur Supplies**  
3 Farndon Green, Wollaton Park, Nottingham NG8 1DU  
Off Ring Rd., between A52 (Derby Road) & A609 (Ilkeston Road)  
Monday: CLOSED Tuesday-Saturday 10.00 am to 5.00 pm

**Tel: 0602 280267**

R.A.S. (Nottingham)

**SOLAR PANELS**  
Special offer: 12" x 6" 12v 80mA Asi pre-wired panels.  
1 - £4.50 5 - £18.00 + £1.50 P&P per order  
Info sheets - 2 x 1st class stamps

Many other sizes/output panels available. Orders/info from:  
Wind generators 25-250W. R. KEYES, KEY SOLAR SYSTEMS,  
Solar Chargers made to your specifications 4 GLANMOR CRESCENT,  
All standard sizes in stock. NEWPORT, GWENT NP9 8AX.

Please mention  
**practical Wireless**  
when replying to  
advertisements

**ESSEX AMATEUR RADIO SERVICES**  
9 Troopers Drive, Harold Hill, Romford

**10%** is all we charge  
to sell your amateur radio equipment.  
Phone now!

**WE BUY, SELL, SWOP, P/EX**  
**CASH WAITING.** We collect.  
Phone Alan 0268 752522 or  
Dave G3RCQ 0708 374043, 0850 320134  
If you're buying or selling phone  
73s Dave G3RCQ (Lic. 1962)

**BW BARKER & WILLIAMSON INC BW**  
Manufacturers of Quality Commercial Equipment and Components since 1932  
**UNIQUE CONTINUOUS COVERAGE ANTENNAS FOR COMMERCIAL AND AMATEUR SERVICE**  
Only 90 feet long

**MODEL BWD1.8-30**  
ONLY £229.95 inc VAT  
P&P £5.00 Made in U.S.A.  
See Feb 'Practical Wireless'

★ Used by commercial stations, expeditions etc. because of rugged design and construction, ease of installation and operation.  
★ SWR 2:1 or better from 1.8-30MHz → no curves — No ATU needed.  
★ Completely assembled. Terminated with SD-239 connector.  
★ Rated 1kW-2kW ICAS. ★ Fully weatherproof.  
★ Wind and ice survival, 150 mph and 80lbs with 3 pole support.  
★ Send SAE for further details.

As used by the 1991 Everest balloon flight team.  
Also co-ax switches, portable aerials and the famous B&W air wound inductor stock all described in the B&W catalogue. Send 50p to the appointed UK distributor for your copy.

**RF ENGINEERING LTD** Tel: 0451 844237  
Wolf of Lake House, Sherborne, Gloucestershire, U.K. GL54 3PR Fax: 0451 844253

**KITS AND READY BUILT PRODUCTS**  
A wide range of quality kits & modules for the home constructor

**LINEAR WITH PREAMP**, 2 or 4 or 6 metre versions, RF switched, all mode SSB/FM/CW/DATA. Powers available, 2.5W in 25W out. 5W in 25W out, 5W in 40W out, 10W in 40W out, state requirements when ordering. RX gain 0-20dB panel adjustable. RX NF <1dB typical. Types TARP2S, TARP4S, TARP6S. **BOX KIT £72.75, BOX BUILT £98.25.**

**LINEAR AMPLIFIER**, 2 or 4 or 6 metre versions, RF switched, all mode SSB/FM/CW/DATA. Powers available, 2.5W in 25W out, 5W in 25W out, 5W in 40W out, 10W in 40W out, state requirements when ordering. Types TA2S1, TA4S1, TA6S1. **BOXED KIT £56.25, BUILT £70.50**

**TRANSVERTERS** from 10 metres for 2, 4 or 6 metres. 0.5W output RX gain 15dB, NF <1dB. NEW larger box allows inclusion of 25W linear amplifier, see below. Types TRC2-10, TRC4-10, TRC6-10. **PCB KIT £55.50, PCB BUILT £89.50, BOX KIT £78, BOX BUILT £116.**

**TRANSVERTERS** for 1mW 10 metres drive, including buffer board, otherwise as above. Types TRC2-10b, TRC4-10b, TRC6-10b. **PCB KIT £64.25, PCB BUILT £100, BOX KIT £85.75, BOX BUILT £132.**

**TRANSVERTERS** from 2 metres for 4, 6 or 10 metres, 0.5W output. Includes interface to accept 0.5-5W drive. Types TRC4-2i (built only). TRC6-2i, TRC10-2i. New larger box to include linear. **PCB KIT £64.25, PCB BUILT £100, BOX KIT £85.75, BOX BUILT £132.**

**LINEAR AMPLIFIERS** to suit the transverters above. 0.5W in 25W out. Types TA2S3, TA4S3, TA6S3. **PCB KIT £60, PCB BUILT £80.75**

**COMMUNITY BROADCAST TRANSMITTER**, 88-108MHz, 0.5W. Wideband FM meets the requirements of the DTI Restricted Service Licence. Synthesized 40 channel in 50KHz steps giving a 2MHz portion of the broadcast band. Audio passband 150Hz to 15KHz. Types CTX100, ready built £110.00. Also 25W continuous rated matching Class C amplifier type TA100C3, ready built £110. Omnidirectional folded "J" aerial for the above, £30 inc P&P.

VAT & P&P inclusive prices. Send SAE for free full catalogue

**SPECTRUM COMMUNICATIONS**  
Unit 4 Grove Trading Estate, Dorchester, Dorset. Tel 0305 262250  
Opening times: 9-1 2-5 Tue-Fri, 9-1 Sat. Closed Sun & Mon

**DEWSBURY ELECTRONICS**

**Easy Reader DM-1000**

**No Computer Required**

**'Easy Reader DM-1000' decoder. In our opinion "the most simple to use decoder ever seen".**

- STOR/AMTOR
- FEC (NAVTEXT)
- RTTY Baudot
- CW morse 2-99 wpm
- RTTY ASCII
- Automatic or manual speed selection
- On screen tuning indication
- New literal mode for ARQ
- Status line on screen
- Output to video monitor
- Printer output (parallel/centronics)
- Options: UHF TV modulator RS-232 interface

**£225.00 inc. VAT Postage £6.00**

S.A.E. for details:  
**DEWSBURY ELECTRONICS**,  
176 LOWER HIGH STREET,  
STOURBRIDGE, WEST MIDLANDS DY8 1TG  
Tel: (0384) 390063 Fax: (0384) 371228

# 'RadCom' comes FREE!

Radio Communication is internationally recognised as one of the world's leading journals for the radio amateur and short-wave listener. Published monthly by the Radio Society of Great Britain, it is circulated exclusively to members of the Society and carries wide ranging and authoritative articles, technical reviews and data essential to those seeking to keep themselves briefed on the most up to date developments in the hobby. Regular columns cater for HF, VHF/UHF, microwaves, satellite, data transmission and QRP enthusiasts. Regular constructional articles are supported by a PCB service.



## JOIN THE RSGB TODAY

Membership services include a QSL Bureau, advice on planning permission for aerials and EMC problems, discounts on books and much, much more!

### FOR YOUR FREE 'RadCom'

(published end of March)

and a membership pack, post the coupon today, or

**CALL 0707 659015**

PLEASE SEND YOUR PUBLICITY PACK

Name .....

Call Sign .....


Address .....

PW



To RADIO SOCIETY OF GREAT BRITAIN  
Lambda House, Cranborne Road  
Potters Bar, Herts EN6 3JE

# OUT NOW!



## The Brand New Cirket Electronic Constructors Catalogue Winter 92/93

- 192 pages
- £££'s worth discount vouchers
- 100s new products.....

**Books** - the latest titles.

**Capacitors** - new range ceramic discs, extended ranges electrolytic and polyester types.

**Computers** - new CAD PCB layout software.

**Connectors** - extended ranges of BNC, Jacks, XLR and PCB types.

**Filters** - new narrow band ceramic and low pass TV filters.

**Hardware** - additions include new range control knobs, cabinet hardware and heatsinks.

**Inductors** - more additions to our already extensive range.

**Kits** - new additions to the Velleman range.

**Rigs** - handheld 'CB' transceiver, wavemeters and scanning receiver accessories.

**Semis** - new linear ICs, transistors and a complete new range of LEDs including blue types.

**Speakers** - new radio mic systems.

**Test Equipment** - new hand-held frequency meter and satellite TV dish alignment system.

*And much more besides.....*

- **Send for your copy today!**



# Cirket



## CIRKIT DISTRIBUTION LTD

Park Lane · Broxbourne · Hertfordshire · EN10 7NQ  
Telephone (0992) 444111 · Fax (0992) 464457

# GOT PROBLEMS WITH YOUR RIG?

## Call Castle for Immediate Assistance!

We are now fully authorised and equipped to repair, service and maintain, all rigs by...

**ICOM YAESU  
KENWOOD ALINCO**

Call **CASTLE** on  
**0384 298616**

and tell us your symptoms!

Full workshop facilities plus a new, computer controlled spares store, we are now No.1 in UK! We can arrange for collection and delivery direct to your own QTH. Average turn round 7-10 days. (Trade enquiries welcome)

**3  
MONTHS  
GUARANTEE  
ON OUR  
OWN WORK**



**Castle Electronics**

Tel: 0384 298616

Fax: 0384 270224

Unit 3, "Baird House," Dudley  
Innovation Centre, Pensnett Trading Estate  
Kingswinford, West Midlands DY6 8XZ



**VIBROPLEX**<sup>®</sup>

FOR THE PROFESSIONAL AND AMATEUR RADIO OPERATOR WHO DEMANDS QUALITY

AVAILABLE IN THE U.K.  
from  
**EASTERN COMMUNICATIONS**  
CAVENDISH HOUSE  
HAPPISBURGH  
NORFOLK  
**0692-650077**

## AERIAL LIFTING KITES

Join the growing band of mobile/portable H.F. operators transmitting from kite lifted aerials, ideal for top band/80 metres. Kites can be personalised with your own call sign. Free brochure available from:

**CORNISH KITES, THE WORKSHOP, MULLION, TR12 7DN**  
24hr answerphone **0326 240144**  
Credit cards accepted



**ELECTRONICS  
VALVES  
& SEMICONDUCTORS**

Phone for a most courteous quotation

**081-743 0899**  
Fax: **081-749 3934**  
Telex: **917257**

We are one of the largest stockists of valves etc, in the U.K.

**COLOMOR (ELECTRONICS) LTD.**

170 GOLDHAWK ROAD  
LONDON W12 8HJ

**SUREDATA**  
AMSTRAD REPAIRS AND SECOND USER SALES

Tel/Fax: 081-902 5218  
Second User **HOTLINE**  
0831 616519 (after hours)

New for '93 We are adding repairs of PC clones as well as upgrades from XT to 386 and 286 to 386/486. Phone for a quote.  
Second user equipment We have systems starting from as low as £125, so if you are buying or selling call me for a quote.  
Upgrades Our very popular 3.5" disk drive upgrade kits for PCW 8256/8512/9512 and PC1512/1640 are still available.  
A phone call will get you advice and a price. Repairs Phone for a diagnosis and estimate

73s John G3TLU

**UNIT 5, STANLEY HOUSE, STANLEY AVENUE, WEMBLEY, MIDDX HA0 4JB**

## ADVERTISERS INDEX

ALTRON COMMUNICATIONS.....30	ICOM (UK).....Cover iii, 2	RSGB.....59
AOR (UK).....52	KENWOOD.....27, 29	RST VALVES.....46
BIRKETT.....45	KEY SOLAR SYSTEMS.....58	SHORTWAVE CENTRE.....36
CASTLE ELECTRONICS.....60	LAKE ELECTRONICS.....45	SHORT WAVE MAGAZINE.....30
C M HOWES.....8	LOWE ELECTRONICS.....3	SMC.....Cover ii
CIRKIT.....59	MAPLIN.....Cover iv	SOUTH ESSEX COMMS. LTD.....47
COLOMOR.....60	MARTIN LYNCH.....23	SPECIALIST ANTENNA SYSTEMS.....36
CORNISH KITES.....60	PETER RODMELL.....36	SPECTRUM COMMUNICATIONS.....58
DATONG.....30	PRIVATE MOBILE RADIO.....8	SRP TRADING.....52
DEWSBURY ELECTRONICS.....58	PRACTICAL MOTORIST.....52	SUREDATA.....60
EASTERN COMMUNICATIONS.....60	RADIO SHACK.....68	TECHNICAL SOFTWARE.....46
ESSEX AMATEUR RADIO SERVICES.....58	RAS NOTTINGHAM.....58	WATERS & STANTON.....5,6,7
HAYDON COMMUNICATIONS.....45	REG WARD.....46	
HEATHERLITE MICROPHONES.....41	R.F. ENGINEERING.....58	

# A R C A D E

## The PW Shopping Arcade

Welcome to the *Practical Wireless* 'Arcade'. In this section of the magazine, you'll be able to find all those important services 'under one roof' - just like the shopping arcades you see in the High Street.

Let your eyes 'stroll through' the Arcade every month and you'll find all departments open for business including: The Book Service, PCB Service, Binders and details of other *PW* Services. Make a regular habit of 'visiting' the Arcade, because in future, you'll have the chance of seeing special book offers and other bargains. And don't forget, this Arcade is open wherever you're reading *PW*!

## Services

### Queries:

Practical Wireless,  
PW Publishing Ltd., Arrowsmith Court,  
Station Approach,  
Broadstone, Dorset BH18 8PW.

We will always try to help readers having difficulties with *Practical Wireless* projects, but please note the following simple rules:

- 1: We **cannot** deal with technical queries over the telephone.
- 2: We **cannot** give advice on modifications either to our designs, to commercial radio, TV or electronic equipment.
- 3: All letters asking for advice **must** be accompanied by a stamped self-addressed envelope (or envelope plus IRCs for overseas readers).
- 4: Make sure you describe the problem adequately, with as much detail as you can possibly supply.
- 5: Only one problem per letter please.

## Back Numbers

Limited stocks of many issues of *PW* for past years are available at £1.80 each including post and packing. If the issue you want is not available, we can photocopy a specific article at a cost of 85p per article or part of article.

Over the years, *PW* has reviewed many items of radio related equipment. A list of all the available reviews and their cost can be obtained from the Editorial Offices at Arrowsmith Court, Station Approach, Broadstone, Dorset BH18 8PW for a stamped self-addressed envelope.

## Binders

*PW* can provide a choice of binders for readers' use. Plain blue binders are available, each holding 12 issues of any A4 format magazine. Alternatively, blue binders embossed with the *PW* logo in silver can be supplied. The price for either type of binder is £5.50 each (£1 P&P for one, £2 for two or more).

Send all orders to PW Publishing Ltd., FREEPOST, Arrowsmith Court, Station Approach, Broadstone, Dorset BH18 8PW.

## Constructional Projects

Components for *PW* projects are usually readily available from component suppliers. For unusual or specialised components, a source or sources will be quoted. Each constructional project is given a rating to guide readers as to the complexity.

**Beginner:** A project that can be tackled by a beginner who is able to identify components and handle a soldering iron.

**Intermediate:** A fair degree of experience of building radio or electronic projects is assumed, but only basic test equipment will be needed to complete any tests and adjustments.

**Advanced:** A project likely to appeal to the experienced constructor. Access to workshop facilities and test equipment will often be required. Definitely not for the beginner to attempt without assistance.

## Mail Order

All items from *PW* are available Mail Order, either by post or using the 24hr Mail Order Hotline (0202) 659930. Payment should be by cheque, postal order, money order or credit card (Mastercard and Visa only). All payments **must** be in sterling and overseas orders **must** be drawn on a London Clearing Bank.

## PW PCB Service

The p.c.b.s. for all the latest projects are now available. We have a stock of boards for many other projects produced in the past, but these stocks are subject to variation. Please add £1 p&p to orders for one board (or one set of boards) and £2 p&p to orders for two or more p.c.b.s.

**You can telephone your order in by calling (0202) 659930 at any time. Please allow 28 days for delivery.**

## Club Discount. An additional saving.

Radio and electronics club members, save money on p.c.b.s when you order through your club. Tell your club secretary to send for details, marking the envelope 'PCB discount information' to our editorial offices.

Board	Article (Project) Title	Issue	Price
WR314	UHF Pre-Amplifier	Dec 92	£3.45
WR313	10MHz Transmitter	Nov 92	£4.65
WR312	Receive/Mixer (Getting Started)	Nov 92	£4.15
WR311	Oscillator BFO (Getting Started)	Sept 92	£2.60
WR310	1.2GHz Pre-scaler	Aug 92	£3.75
WR309	Volt Reg/Divide by 100	Aug 92	£3.15
WR308	TTL 1MHz Oscillator (Getting Started)	July 92	£2.20
WR307	Crystal Checker (Getting Started)	June 92	£4.25
SET	WR303/304/305/306	Apr 92	£19.30
	Inductance Bridge		
WR302	GDO (Getting Started)	Apr 92	£4.75
WR301	Challenger Receiver	Feb 92	£4.75
WR300a	OSCAMP Oscillator	Mar 92	£4.75
WR300	OSCAMP Amplifier	Feb 92	£5.20
WR299	Multivibrator (Getting Started)	Jan 92	O/S
WR297/298	Additional Beaver boards		O/S
SET	WR295/296 PW Beaver	Oct 91	£12.00
SET	WR292/293/294 Chatterbox	Aug 91	£14.00
SET	WR290/291 Robin Freq. Counter	Aug 91	O/S
SET	WR292/293/294 Chatterbox	Aug 91	£14.00
WR289	Meon-4 (Control)	Jul 91	£4.67
WR288	Morse Master	Jun 91	£4.89
WR286	Meon-4 (RF PA)	Jun 91	£5.54
WR287	Morse (Speedbrush)	May 91	£4.85
WR255	Meon-4	May 91	£6.76
WR285	Scope Probe PSU	Apr 91	£4.87
WR284	Scope Probe	Apr 91	£5.75
WR283	Sudden Receiver	Mar 91	£4.54
WR282	Repeater Toneburst	Feb 91	£5.10
WR281	High Voltage PSU	Jan 91	£4.70
SET	WR263/264 +WR276-80	Jul 90	£21.96
	Marland Transmitter	Sep 90	
WR272	NiCad Recycler	Jun 90	£7.06
WR275	Low Voltage Alarm	Jun 90	£6.49
WR273	Valve PSU	May 90	£7.00
WR274	RX Attenuator	May 90	£5.84
WR271	Product Detector	Apr 90	£5.05
WR270	Badger Cub	Apr 90	£5.04
WR269	Glynme	Feb 90	£6.83
WR268	Irwell (RF PA)	Feb 90	£6.12
WR264	Irwell (Relay)	Feb 90	£5.10
WR263	Irwell (VFO)	Jan 90	£6.12
WR267	PW 49'er	Jan 90	£6.12
WR266	Tuned Active Antenna	Jan 90	£5.71
WR265	Tuned Active Antenna (PSU)	Jan 90	£5.71
WR199	Meon 50MHz Transverter	Oct 85	£6.83
WR161	Marchwood 12V 30A PSU	Jul 83	£4.28

Please use the order form on page 65 for **all** items in the *PW* arcade.

Practical Wireless, April 1992

# B O O K S

The books listed have been selected as being of special interest to our readers. They are supplied direct to your door. Some titles are overseas in origin.

## HOW TO ORDER. PLEASE USE THE ORDER FORM ON PAGE 65.

**POST AND PACKING;** add £1.00 for one book, £2.00 for two or more books, orders over £40 post and packing free, (overseas readers add £1.75 for one book, £3.50 for two or more for surface mail postage) and send a postal order, cheque or international money with your order to **PW Publishing Ltd, FREEPOST, Arrowsmith Court, Broadstone, Dorset BH18 8PW.** Please make your cheques payable to PW Publishing Ltd. Payment by Access, Mastercard, Eurocard or Visa also accepted on telephone orders to Poole (0202) 659930. Books are normally despatched by return of post but please allow 28 days for delivery. Prices correct at time of going to press. Please note: all payments must be made in Sterling.

## LISTENING GUIDES

**AIR BAND RADIO HANDBOOK (4th Edition)**  
David J. Smith  
Extensively revised & updated (October 1992). Air band radio listening enables you to listen-in on the conversations between aircraft and those on the ground who control them, and is an increasingly popular and fascinating hobby. A new chapter on military air band has been added. The author, an air traffic controller, explains more about this listening hobby. 190 pages. £7.99

**AIR TRAFFIC RADIO 8th Edition**  
Compiled by Ken Davies  
Completely revised (early 1992) to make this a comprehensive guide to UK airband communications. Frequencies and abbreviations used in UK air traffic control. Where to listen for tower, ground and radar control in civilian and other airports. Includes a section on off-shore oil related use. 72 pages. £4.50

**COMPLETE VHF/UHF FREQUENCY GUIDE (THE)**  
This book gives details of frequencies from 26-2250MHz with no gaps and who uses what. Recently updated (August 1992), there are chapters on equipment requirements as well as antennas & the military aeronautical band between 225 & 399MHz. 88 pages. 0/P

**DIAL SEARCH 1992/94**  
George Wilcox  
The listener's check list and guide to European radio broadcasting. Covers m.w., l.w., v.h.f. & s.w., including two special fold-out maps. Also includes a full list of British stations, a select list of European station, broadcasts in English and 'Making the Most of Your Portable'. 46 pages. £4.25

**FERRILL'S CONFIDENTIAL FREQUENCY LIST 8th edition**  
Compiled by Geoff Halligey  
Completely revised, much larger & spirally bound for easy use. Now covers 1.6-28MHz in great depth, all modes and all 'utility' services, with new reverse frequency listing showing every known frequency against each call sign. Who's using what frequency and mode, what's that call sign? These are some of the answers this book will help you find. 544 pages. £17.95

**FLIGHT ROUTINGS 1992**  
Compiled by T.T. & S.J. Williams  
This guide was produced with the sole aim of assisting airband listeners to quickly find details of a flight, once they have identified an aircraft's call sign. Identifies the flights of airlines, schedule, charter, cargo and mail, to and from the UK and Eire and overflights between Europe and America. 122 pages. 0/P

**GUIDE TO FACSIMILE STATIONS 12th Edition**  
Joerg Klingenfuss  
This manual is the basic reference book for everyone interested in FAX. Frequency, call sign, station name, ITU country/geographical symbol, technical parameters of the emission are all listed. All frequencies have been measured to the nearest 100Hz. Included are 300 sample charts and their interpretation. 416 pages £18.00

**GUIDE TO FORMER UTILITY TRANSMISSIONS 3rd Edition**  
Joerg Klingenfuss  
Built on continuous monitoring of the radio spectrum from the sixties until the recent past. A useful summary of the former activities of utility stations providing information for the classification and identification of 'new' & 'unknown' radio signals. 227 pages. £8.00

**GUIDE TO UTILITY STATIONS 11th Edition**  
Joerg Klingenfuss  
This book covers the complete short wave range from 3 to 30MHz together with the adjacent frequency bands from 0 to 150kHz and from 1.6 to 3MHz. It includes details on all types of utility stations including FAX and RTTY. There are 19549 entries in the frequency list and 3590 in the alphabetical call sign list plus press services and meteorological stations. Included are RTTY & FAX press and meteor schedules. There are 11800 changes since the 10th edition. 534 pages. £24.00

**HF OCEANIC AIRBAND COMMUNICATIONS 4th Edition**  
Bill Laver  
HF aircraft channels by frequency and band, main ground radio stations, European R/T networks and North Atlantic control frequencies. 31 pages. £3.95

**INTERNATIONAL RADIO STATIONS GUIDE BP255**  
Peter Shore  
As in 'Broadcast Roundup', his column in PW, Peter Shore has laid this book out in world areas, providing the listener with a reference work designed to guide around the ever-more complex radio bands. There are sections covering English language transmissions, programmes for DXers and s.w.i.s. Along with sections on European medium wave and UK f.m. stations. 266 pages. £5.95

**INTERNATIONAL VHF FM GUIDE (THE)**  
7th Edition.  
Julian Baldwin G3UHK & Kris Partridge G8AUI  
This book gives concise details of repeaters & beacons world-wide plus coverage maps & further information on UK repeaters. 70 pages. £2.85

**MARINE UK RADIO FREQUENCY GUIDE**  
Bill Laver  
A complete guide (reprinted August 1992) to the UK s.w. and v.h.f. marine radio networks. Useful information, frequency listings and the World Marine Coastal Phone Stations. 62 pages. £4.95

**NEWNES SHORT WAVE LISTENING HAND BOOK**  
Joe Pritchard G1UQW  
A technical guide for all short wave listeners. Covers construction and use of sets for the s.w.l. who wants to explore the bands up to 30MHz. Also covers the technical side of the hobby from simple electrical principles all the way to simple receivers 276 pages. £15.95

**POCKET GUIDE TO RTTY AND FAX STATIONS (THE)**  
Bill Laver  
A handy reference book listing RTTY and FAX stations, together with modes and other essential information. The listing is in

ascending frequency order, from 1.6 to 26.8MHz. 57 pages. £3.95

**RADIO LISTENERS GUIDE 1993**  
Clive Woodyear  
This is the third edition of this radio listener's guide. Simple-to-use maps and charts show the frequencies for radio stations in the UK. Organised so that the various station types are listed separately, the maps are useful for the travelling listener. Articles included in the guide discuss v.h.f. aerials, RDS, the Radio Authority and developments from Blaupunkt. 56 pages. £2.95

**SHORT WAVE LISTENER'S CONFIDENTIAL FREQUENCY LIST 8th Edition**  
Bill Laver  
Covering the services and transmission modes that can be heard on the bands between 1.635 and 29.7MHz. The guides main objective is to quickly direct the listener to the frequency, or band of frequencies most likely to provide the type of stations that are being sought. 187 pages. £8.95

**SOUNDS EASY** The complete guide to Britain's radio stations  
Compiled by Ken Davies  
A guide to the numerous local radio stations throughout the UK. If you do a lot of travelling this book is invaluable. Itemised by areas, it makes finding your kind of sounds easy. 52 pages. £2.95

**VHF/UHF AIRBAND FREQUENCY GUIDE 4th Edition**  
A complete guide to civil & military airband frequencies including how to receive the signals, the frequencies and services. VOLMET, receiver requirements, aerials and much more about the interesting subject of airband radio are included. 123 pages. £6.95

**WORLD RADIO TV HANDBOOK 1993**  
Country-by-country listing of l.w., m.w. & s.w. broadcast and TV stations. Receiver test reports, English language broadcasts. The s.w.l.s 'bible'. £15.95.

## ANTENNAS (AERIALS)

**AERIAL PROJECTS BP105**  
Practical designs including active, loop and ferrite antennas plus accessory units. 96 pages. £2.50

**ALL ABOUT CUBICAL QUAD ANTENNAS**  
William I. Orr W6SAI and Stuart D. Cowan W2LX  
The quad antenna came into being, and popularity, over 50 years ago. This book shows you how to design build and 'feed' this versatile antenna. If you just want to build one, there are ready-to-go designs for bands between 7 & 50MHz. 109 pages. £6.75

**ANTENNA EXPERIMENTER'S GUIDE (THE)**  
Peter Oadd G3LDO  
Although written for radio amateurs, this book will be of interest to anyone who enjoys experimenting with antennas. You only need a very basic knowledge of radio & electronics to get the most from this book. Chapters include details on measuring resonance, impedance, field strength and performance, mats and materials and experimental antennas. 200 pages. £8.90

**ANTENNA IMPEDANCE MATCHING**  
Wilfred N. Caron  
Proper impedance matching of an antenna to a transmission line is of concern to antenna engineers and to every radio amateur. A properly matched antenna as the termination for a line minimises feed-line losses. Power can be fed to such a line without the need for a matching network at the line input. There is no mystique involved in designing even the most complex multi-element networks for broadband coverage. 195 pages. £11.95

**ARRL ANTENNA BOOK (THE) 16th Edition**  
A station is only as effective as its antenna system. This book covers propagation, practical constructional details of almost every type of antenna, test equipment and formulas and programs for beam heading calculations. 789 pages. £14.50

**ARRL ANTENNA COMPENDIUM (THE) Volume One**  
Fascinating and hitherto unpublished material. Among the topics discussed are quads and loops, log periodic arrays, beam and multi-band antennas, verticals and reduced size antennas. 175 pages. £9.50

**ARRL ANTENNA COMPENDIUM (THE) Volume Two**  
Because antennas are a topic of great interest among radio amateurs, ARRL HQ continues to receive many more papers on the subject than can possibly be published in QST. Those papers are collected in this volume. 208 pages. £9.50

**BEAM ANTENNA HANDBOOK**  
W. I. Orr W6SAI & S. D. Cowan W2LX  
Design, construction, adjustment and installation of h.f. beam antennas. The information this book contains has been compiled from the data obtained in experiments conducted by the authors, and from information provided by scientists and engineers working on commercial and military antenna ranges. 268 pages. £7.50

**G-QRP CLUB ANTENNA HANDBOOK (THE)**  
Compiled and edited by P. Linsley G3PDL & T. Nicholson KA9WRW/GWOLNQ.  
This book is a collection of antenna and related circuits taken from *Spratt*, the G-QRP Club's journal. Although most of the circuits are aimed at the low-power fraternity, many of the interesting projects are also useful for general use. Not intended as a text book, but offers practical and proven circuits. 155 pages. £5.00

**HF ANTENNA COLLECTION (RSGB)**  
Edited by Erwin David G4LQI  
This book contains a collection of useful, and interesting h.f. antenna articles, first published in the RSGB's *Radio Communication* magazine, between 1968 and 1989, along with other useful information on ancillary topics such as feeders, tuners, baluns, testing and mechanics for the antenna builder. 233 pages. £9.50.

**INTRODUCTION TO ANTENNA THEORY (AN) BP198**  
H. C. Wright  
This book deals with the basic concepts relevant to receiving and transmitting antennas, with emphasis on the mechanics and minimal use of

mathematics. Lots of diagrams help with the understanding of the subjects dealt with. Chapters include information on efficiency, impedance, parasitic elements and a variety of different antennas. 86 pages. £2.95

**NOVICE ANTENNA NOTEBOOK**  
Doug DeMaw W1FB  
Another book from the pen of W1FB, this time offering "new ideas for beginning hams". All the drawings are large and clear and each chapter ends with a glossary of terms. It is written in plain language and you don't need to be a mathematician to build and erect the support structures that are presented in this book. 124 pages. £6.95

**SIMPLE, LOW-COST WIRE ANTENNAS FOR RADIO AMATEURS**  
W. I. Orr W6SAI & S. D. Cowan W2LX  
Efficient antennas for Top Band to 2m, including 'invisible' antennas for difficult station locations. Clear explanations of resonance, radiation resistance, impedance, s.w.r., balanced and unbalanced antennas are also included. 188 pages. £7.50

**W1FB'S ANTENNA NOTEBOOK**  
Doug DeMaw W1FB  
This book provides lots of designs, in simple and easy to read terms, for simple wire and tubing antennas. All drawings are large and clear making construction much easier. There is no high-level mathematics in this book, just simple equations only when necessary to calculate the length of an antenna element or its matching section. 123 pages. £6.95

**WIRES & WAVES**  
Collected Antenna Articles from PW 1980-1984  
Antenna and propagation theory, including NBS Yagi design data. Practical designs for antennas from medium waves to microwaves, plus accessories such as a.t.u.s, s.w.r. and power meters and a noise bridge. Dealing with TVI is also covered. 160 pages. £3.00

**YAGI ANTENNA DESIGN**  
Or James L. Lawson W2PV  
This book is a polished and expanded version of a series of articles first published in *Ham Radio* following on from a series of lectures by the author, who was well-known as the expert on Yagi design. Chapters include simple Yagi antennas, loop antennas, effect of ground, stacking and practical antenna design. 210 pages. £10.95

**25 SIMPLE AMATEUR BAND AERIALS BP125**  
E. M. Noll  
How to build 25 simple and inexpensive amateur band aerials, from a simple dipole through beam and triangle designs to a mini-rhombic. Dimensions for specific spot frequencies including the WARC bands are also given. 63 pages. £1.95

**25 SIMPLE INDOOR AND WINDOW AERIALS BP136**  
E. M. Noll  
Designs for people who live in flats or have no gardens, etc., giving surprisingly good results considering their limited dimensions. Information is also given on short wave bands, aerial directivity, time zones and dimensions. 50 pages. £1.75



# E R V I C E

**25 SIMPLE SHORT WAVE BROADCAST BAND AERIALS BP132**  
E. M. Noll  
Designs for 25 different short wave broadcast band aerials, from a simple dipole through helical designs to a multi-band umbrella. Information is also given on short wave bands, aerial directivity, time zones and dimension tables that will help spot an aerial on a particular frequency.  
63 pages. £1.95

**25 SIMPLE TROPICAL AND MW BAND AERIALS BP145**  
E. M. Noll  
Simple and inexpensive aerials for the broadcast bands from medium wave to 49m. Information is also given on band details, directivity, time zones and dimensions.  
54 pages. £1.75

## MORSE

**INTRODUCING MORSE**  
Collected Articles from PW 1982-1985  
Ways of learning the Morse Code, followed by constructional details of a variety of keys including Iambic, Triambic and an Electronic Bug with a 528-bit memory as well as a practice oscillator and Morse tutor.  
48 pages. £1.25

**SECRET OF LEARNING MORSE CODE (THE)**  
Mark Francis  
Updates for the Novice Licence. Designed to make you proficient in Morse code in the shortest possible time, this book points out many of the pitfalls that beset the student.  
84 pages. £4.95

## SATELLITES

**INTRODUCTION TO SATELLITE TELEVISION (AN) BP195**  
F. A. Wilson  
Answers all kinds of questions about satellite television. For the beginner thinking about hiring or purchasing a satellite TV system there are details to help you along. For the engineer there are technical details including calculations, formulae and tables.  
104 pages. £5.95

**NEWNES GUIDE TO SATELLITE TV**  
Derek Stephenson  
This book, the 2nd edition, is a hard bound volume, printed on high quality paper. The author is a satellite repair and installation engineer and the book covers all information needed by the installation engineer, the hobbyist and the service engineer to understand the theoretical and practical aspects of satellite reception with dish installation and how to trouble-shoot when picture quality is not up to anticipated reception. Mathematics has been kept to a minimum.  
284 pages. £16.95

**SATELLITE BOOK (THE) - A complete guide to satellite TV theory and practice**  
John Breeds  
This book deals almost exclusively with television broadcast satellites and is a comprehensive collection of chapters on topics, each written by an expert in that field. It appears to be aimed at the professional satellite system installer, for whom it is invaluable, but it will be appreciated by a much wider audience - anyone interested in satellite technology.  
280 pages. £30.00

**SATELLITE EXPERIMENTER'S HANDBOOK (THE) 2nd Edition**  
Martin Davidoff K2UBC  
The book is divided into four main sections - History, Getting Started, Technical Topics and Appendices. It provides information on spacecraft built by, and for, radio amateurs. In addition, it discusses weather, TV-broadcast and other satellites of interest to amateurs.  
313 pages. £14.50

**SATELLITE TELEVISION A layman's guide**  
Peter Pearson  
Pictures from space, that's what satellite television is all about. Orbiting satellites, 35000km high, receive TV signals from stations on the earth and re-transmit them back

again. This book explains all you need to know to set up your own satellite TV terminal at home, dish and accessories, cable and tuner.  
73 pages. £1.00

**SATELLITE TELEVISION INSTALLATION GUIDE 2nd Ed**  
John Breeds  
A practical guide to satellite television. Detailed guide-lines on installing and aligning dishes based on practical experience.  
56 pages. £13.00

**WEATHER SATELLITE HANDBOOK**  
4th edition  
Dr Ralph E. Taggart WB8DQT  
This book explains all about weather satellites, how they work and how you can receive and decode their signals to provide the fascinating pictures of the world's weather. Plenty of circuit diagrams and satellite predicting programs.  
192 pages. £14.50

## AMATEUR RADIO

**ALL ABOUT VHF AMATEUR RADIO W. I. Orr W6SAI**  
Written in non-technical language, this book provides information covering important aspects of v.h.f. radio and tells you where you can find additional data. If you have a scanner, you'll find a lot of interesting signals in the huge span of frequencies covered, 100-300MHz & 50, 420, 902 & 1250MHz bands.  
163 pages. £9.50

**AMATEUR RADIO CALL BOOK (RSGB) 1993 Edition**  
Over 60000 callsigns are listed including E1 stations. Now incorporates a 122-page section of useful information for amateur radio enthusiasts and a new novice callsign section.  
444 pages. £9.50

**ARRL HANDBOOK FOR RADIO AMATEURS (THE) 1993**  
This is the 70th edition of this handbook and contains the best information from previous issues. New for this edition is some information on feedback-loop design for power supplies, a new gel-cell charger project, updates on antenna systems and new coverage of baluns, propagation programs are compared and colour SSVT and telephone FAX machines are also covered. Finally there's a new section on 'for the workbench' with new projects for the reader to build.  
1214 pages. £18.95

**ARRL OPERATING MANUAL (THE)**  
Another very useful ARRL book. Although written for the American amateur, this book will also be of use and interest to the UK amateur. Topics covered range from short wave listening through operating awards to repeaters, operating and satellites.  
684 pages. £12.95

**ARRL SATELLITE ANTHOLOGY (THE)**  
The best from the Amateur Satellite News column and articles out of 31 issues of QST have been gathered together in this book. The latest information on DSCARs 9 through 13 as well as the RS satellites is included. Operation on Phase 3 satellites (OSCAR 10 and 13) is covered in detail.  
97 pages. £5.95

**ARRL UHF/MICROWAVE EXPERIMENTER'S MANUAL (THE)**  
Various Authors  
A truly excellent manual for the keen microwave enthusiast and for the budding 'microwaver'. With contributions from over 20 specialist authors. Chapters covering techniques, theory, projects, methods and mathematics.  
446 pages. £14.50

**COMPLETE DX'ER (THE) CD**  
Bob Locher  
This book covers equipment and operating techniques for the DX chaser, from beginner to advanced. Every significant aspect of DXing is covered, from learning how to really listen, how to snatch the rare ones out of the pile-ups and how to secure that elusive QSL card.  
204 pages. £7.95

**HINTS AND KINKS FOR THE RADIO AMATEUR**  
Edited by Charles L. Hutchinson and David Newkirk  
A collection of practical ideas gleaned from the pages of QST magazine. Plenty of projects to build, hints and tips on interference, c.w. and operating and snippets of information from amateurs who've tried and tested the idea.  
129 pages. £4.95

**HOW TO PASS THE RADIO AMATEURS' EXAMINATION (RSGB)**  
Clive Smith G4FZH and George Benbow G3HB  
The background to multiple choice exams and how to study for them with sample RAE paper for practice plus maths revision and how to study for the exam. The majority of this book is given to sample examination papers so that candidates can familiarise themselves with the examination and assess their ability.  
88 pages. £6.70

**INTRODUCTION TO AMATEUR COMMUNICATIONS SATELLITES (AN) BP290**  
A. Pickard  
This book describes several currently available systems, their connection to an appropriate computer and how they can be operated with suitable software. The results of decoding signals containing such information as telemetry data and weather pictures are demonstrated.  
102 pages. £3.95

**INTRODUCTION TO AMATEUR RADIO (AN) BP257**  
I. D. Poole  
This book gives the newcomer a comprehensive and easy to understand guide through amateur radio. Topics include operating procedures, jargon, propagation and setting up a station.  
150 pages. £3.50

**INTRODUCTION TO RADIO WAVE PROPAGATION (AN) BP293**  
J.G. Lee  
How does the sun and sunspots affect the propagation of the radio waves which are the basis of our hobby? They affect the ionosphere, but differing frequencies are treated differently. Find out how to use charts to predict frequencies that will be the most profitable. What effect will noise have on the signal? Find out with this book.  
116 pages. £3.95

**INTRODUCTION TO VHF/UHF FOR RADIO AMATEURS (AN) BP281**  
I.D. Poole  
An excellent book to go with the new Novice or full callsign. Nine chapters and an appendix deal with all aspects and frequencies from 50 to 1300MHz. Topics include propagation, descriptions of the bands, antennas, receivers, transmitters and a special chapter on scanners.  
102 pages. £3.50

**PASSPORT TO AMATEUR RADIO**  
Reprinted from PW 1981-1982  
The famous series by GW3JGA, used by thousands of successful RAE candidates in their studies. Plus other useful articles for RAE students including emission codes, explanations of diodes, s.s.b. and decibels.  
87 pages. £1.50

**PRACTICAL GUIDE TO PACKET OPERATION IN THE UK**  
Mike Mansfield G6AVD  
Introduces the concept of packet radio to the beginner. Problem areas are discussed and suggestions made for solutions to minimise them. Deals with the technical aspects of packet taking the reader through setting up and provides a comprehensive guide to essential reference material.  
205 pages. £8.95

**PRACTICAL IDEAS FOR RADIO AMATEURS**  
Ian Poole G3YWX  
The 1992 Offers a wealth of hints, tips and general practical advice for all transmitting amateurs and short wave listeners.  
128 pages. £5.95

**QRP CLASSICS**  
Edited by Bob Schetgen  
Operating QRP is fun. The equipment

is generally simple and easy to build, but often performs like more sophisticated commercial equipment. Some QRP Field Day stations operate a full 27 hours on a car battery - it's the perfect equipment for emergency communication when the power fails. Extracts from QST and the ARRL Handbook.  
274 pages. £9.95

**RADIO AMATEUR CALLBOOK INTERNATIONAL LISTINGS 1993 71st Edition**  
The only publication listing licensed radio amateurs throughout the world. Also includes DXCC Countries list, standard time chart, beacon lists and much more.  
Over 1400 pages. £19.50

**RADIO AMATEUR CALLBOOK NORTH AMERICAN LISTINGS 1993 71st Edition**  
Listings of US amateurs (including Hawaii). Also contains standard time chart, census of amateur licences of the world, world-wide QSL bureau, etc.  
Over 1400 pages. £19.50

**RADIO AMATEUR'S QUESTIONS & ANSWER REFERENCE MANUAL (THE) 4th Edition.**  
R. E. G. Petri G8CCJ  
This book has been compiled especially for students of the City and Guilds of London Institute RAE. It is structured with carefully selected multiple choice questions, to progress with any recognised course of instruction, although it is not intended as a text book.  
280 pages. £7.95

**RAE MANUAL (THE) RSGB G.L. Benbow G3HB**  
The latest edition of the standard aid to studying for the Radio Amateurs' Examination. Updated to cover the latest revisions to the syllabus. Takes the candidate step-by-step through the course.  
127 pages. £6.70

**W1FB'S DESIGN NOTEBOOK**  
Doug DeMaw W1FB  
This book is aimed at the non-technical amateur who wants to build simple projects and obtain a basic understanding of amateur electronics. Your workshop does not need to be equipped like an engineering lab to be successful as an experimenter. Don't let a lack of test equipment keep you from enjoying the thrills of experimentation.  
195 pages. £8.50

**W1FB'S HELP FOR NEW HAMS**  
Doug DeMaw W1FB  
This book covers everything from getting acquainted with new equipment to constructing antennas, station layout, interference and operating problems to on-the-air conduct and procedures.  
155 pages. £6.95

**W1FB'S QRP NOTEBOOK**  
2nd Edition  
Doug DeMaw W1FB  
The new improved and updated 2nd edition of this book, covers the introduction to QRP, construction methods, receivers and transmitters for QRP. This workshop-notebook style publication, which is packed with new designs for the keen QRP operator, also covers techniques, accessories and has a small technical reference section.  
175 pages. £7.95

**YOUR GATEWAY TO PACKET RADIO**  
Stan Horzepa WA1LOU  
What is packet radio good for and what uses does it have for the 'average' amateur? What are protocols? where, why, when? Lots of the most asked questions are answered in this useful book. It included details of networking and space communications using packet.  
278 pages. £8.95

## THEORY

**ARRL ELECTRONICS DATA BOOK (THE)**  
Doug DeMaw W1FB  
Back by popular demand, completely revised and expanded, this is a handy

reference book for the r.f. designer, technician, amateur and experimenter. Topics include components and materials, inductors and transformers, networks & filters, digital basics and antennas and transmission lines.  
260 pages. £8.95

**AUDID (Elements of electronics - book 6) BP111**  
F. A. Wilson  
This book studies sound and hearing, and examines the operation of microphones, loudspeakers, amplifiers, oscillators, and both disk and magnetic recording. Intended to give the reader a good understanding of the subject without getting involved in the more complicated theory and mathematics.  
308 pages. £3.95

**BEGINNERS GUIDE TO MODERN ELECTRONIC COMPONENTS (A) BP285**  
R.A. Penfold  
This book covers a wide range of modern components. The basic functions of the components are described, but this is not a book on electronic theory and does not assume the reader has an in-depth knowledge of electronics. It is concerned with practical aspects such as colour codes, deciphering code numbers and the suitability.  
166 pages. £3.95

**EVERYDAY ELECTRONICS DATA BOOK**  
Mike Tooley BA  
This book is an invaluable source of information of everyday relevance in the world of electronics. It contains not only sections which deal with the essential theory of electronic circuits, but it also deals with a wide range of practical electronic applications.  
250 pages. £8.95

**FILTER HANDBOOK A practical design guide**  
Stefan Niewiadomski  
A practical book, describing the design process as applied to filters of all types. Includes practical examples and BASIC programs. Topics include passive and active filters, worked examples of filter design, switched capacitor and switched resistor filters and includes a comprehensive catalogue of pre-calculated tables.  
195 pages. £30.00

**FROM ATOMS TO AMPERES BP254**  
F.A. Wilson  
Explains in simple terms the absolute fundamentals behind electricity and electronics. Topics include the use of SI units, gravity, magnetism, light, the electron, conduction in solids and electrical generators.  
244 pages. £3.50

**PRACTICAL ELECTRONICS CALCULATIONS AND FORMULAE BP53**  
F. A. Wilson  
This has been written as a workshop manual for the electronics enthusiast. There is a strong practical bias and higher mathematics have been avoided where possible.  
249 pages. 0/P

**REFLECTIONS Transmission Lines & Antennas**  
M. Walter Maxwell W2DU  
This will help dispel the half-truths and outright myths that many people believe are true about transmission lines, standing waves, antenna matching, reflected power and antenna tuners.  
323 pages. £14.50

**SOLID STATE DESIGN FOR THE RADIO AMATEUR**  
Les Hayward W7ZOI and Doug DeMaw W1FB  
Back in print by popular demand! A revised and corrected edition of this useful reference book covering all aspects of solid-state design. Topics include transmitter design, power amplifiers and matching networks, receiver design, test equipment and portable gear.  
256 pages. £10.95

**TRANSMISSION LINE TRANSFORMERS**  
Jerry Seveck W2FMI  
This is the second edition of this book, which covers a most intriguing and confusing area of the hobby. It should enable anyone with a modicum of skill to make a balun, etc. Topics include analysis, characterisation, transformer parameters, baluns,

# B O O K S

multitach transformers and simple test equipment. 270 pages. £13.50

## RADIO

### AIR & METEO CODE MANUAL 12th Edition AAMC12

Joerg Klingenfuss  
Detailed descriptions of the World Meteorological Organisation Global Telecommunication System operating FAX and RTTY meteo stations, and its message format with decoding examples. Also detailed description of the Aeronautical Fixed Telecommunication Network amongst others. 358 pages. £18.00

### HIGH POWER WIRELESS EQUIPMENT Articles from Practical Electricity 1910-11

Edited by Henry Walter Young  
A reprint of interesting practical articles from the very early days of radio, when materials and methods described are from another era. Subjects covered ranges from aerials through detectors to things like Tesla and his wireless age. 99 pages. £7.70

### PASSPORT TO WORLD BAND RADIO 1993

This book gives you the information to explore and enjoy the world of broadcast band listening. It includes features on different international radio stations, receiver reviews and advice as well as the hours and language of broadcast stations by frequency. The 'blue pages' provide a channel-to-channel guide to world band schedules. 416 pages. £14.50.

### RADIOTELETYPE CODE MANUAL 12th Edition

Joerg Klingenfuss  
This book gives detailed descriptions of the characteristics of telegraph transmission on short waves, with all commercial modulation types including voice frequency telegraphy and comprehensive information on all RTTY systems and c.w. alphabets. 96 pages. £11.00

### RESCUE

Paul Beaver & Paul Berriff  
This book follows the life and conditions of rescue helicopter crews. This is not drama, this is real life and it makes a true impression of the rescue services for the reader. There are transcriptions of air/ground and between crew dialogues, a summary of the main distress and rescue radio frequencies and helicopter base locations. 192 pages. £9.99

### SCANNERS (Third Edition)

Peter Rouse GU1DKD  
A guide for users of scanning receivers, covering hardware, antennas, accessories, frequency allocations and operating procedures. 245 pages. 0/P

### SCANNERS 2

Peter Rouse GU1DKD  
The companion to *Scanners*, this provides even more information on the use of the v.h.f. and u.h.f. communications band and gives constructional details for accessories to improve the performance of scanning equipment. 261 pages. £10.95

### SHORT WAVE COMMUNICATIONS

Peter Rouse GU1DKD  
Covers a very wide area and so provides an ideal introduction to the hobby of radio communications. International frequency listings for aviation, marine, military, space launches, search and rescue, etc. Chapters on basic radio propagation, how to work your radio and what the controls do, antennas and band plans. 187 pages. £8.95

### SHORT WAVE RADIO LISTENERS' HANDBOOK

Arthur Miller  
In easy-to-read, non-technical language, the author guides the reader through the mysteries of amateur, broadcast and CB transmissions. Topics cover equipment needed, identification of stations heard & the peculiarities of the various bands. 207 pages. £7.99

### WORLDWIDE HF RADIO HANDBOOK

Martyn R. Cooke  
This book lists high frequencies used by aircraft and aeronautical ground stations. Divided into sections, Military, Civil, etc. The book should be easy to use. 124 pages. £6.95

### 1934 OFFICIAL SHORT WAVE RADIO MANUAL

Edited by Hugo Gernsback  
A fascinating reprint from a bygone age with a directory of all the 1934 s.w. receivers, servicing information, constructional projects, circuits and ideas on building vintage radio sets with modern parts. 260 pages. £11.60

## BEGINNERS

### BEGINNER'S GUIDE TO RADIO 9th Edition

Gordon J. King  
The book takes you in logical steps from the theory of electricity and magnetism to the sound you hear from the loudspeaker. Radio signals, transmitters, receivers, antennas, components, valves & semiconductors, CB & amateur radio are all dealt with. 266 pages. £14.95

### ELECTRONICS SIMPLIFIED - CRYSTAL SET CONSTRUCTION BP32

F. A. Wilson  
Especially written for those who wish to take part in basic radio building. All the sets in the book are old designs updated with modern components. It is designed for all ages upwards from the day when one can read intelligently and handle simple tools. 72 pages. £1.75

### SIMPLE ELECTRONICS CIRCUIT AND COMPONENTS Book One (THE) BP62

The aim of this book is to provide an in-expensive but comprehensive introduction to modern electronics. 209 pages. £3.50

## INTERFERENCE

### INTERFERENCE HANDBOOK (USA)

William R. Nelson WA6FQG  
How to locate & cure r.f.i. for radio amateurs, CBers, TV & stereo owners. Types of interference covered are spark discharge, electrostatic, power line many 'cures' are suggested. 250 pages. £9.50

## DATA REFERENCE

### INTERNATIONAL TRANSISTOR EQUIVALENTS GUIDE BP85

A. Michaels  
Possible substitutes for a popular selection of European, American and Japanese transistors and includes devices produced by over 100 manufacturers. 299 pages. £3.95

### NEWNES AUDIO & HI-FI ENGINEER'S POCKET BOOK

Vivian Capel  
This is a concise collection of practical and relevant data for anyone working on sound systems. The topics covered include microphones, gramophones, CDs to name a few. 190 pages. Hardback £10.95

### NEWNES COMPUTER ENGINEER'S POCKET BOOK

This is an invaluable compendium of facts, figures, circuits and data and is indispensable to the designer, student, service engineer and all those interested in computer and microprocessor systems. 255 pages. Hardback £10.95

### NEWNES ELECTRONICS POCKET BOOK 5th Edition

Presenting all aspects of electronics in a readable and largely non-mathematical form for both the enthusiast and the professional engineer. 315 pages. Hardback £10.95

### NEWNES RADIO AMATEUR AND LISTENER'S POCKET BOOK

Steve Money G3FZX  
This book is a collection of useful and intriguing data for the traditional and modern amateur as well as the s.w.l. Topics such as AMTOR, packet radio, SSTV, computer communications and maritime communications are all covered. 160 pages hardback. £10.95

### NEWNES RADIO AND ELECTRONICS ENGINEER'S POCKET BOOK 18th Edition

Keith Brindley  
Useful data covering math, abbreviations, codes, symbols, frequency bands/allocations, UK broadcasting stations, semi-conductors, components, etc. 325 pages hardback £9.95

### POWER SELECTOR GUIDE BP235

J. C. J. Van de Ven  
This guide has the information on all kinds of power devices in useful categories (other than the usual alpha numeric sort) such as voltage and power properties making selection of replacements easier. 160 pages. £4.95

## FAULT FINDING

### ARE THE VOLTAGES CORRECT?

Reprinted from PW 1982-1983  
How to use a multi-meter to fault-find on electronic and radio equipment, from simple resistive dividers through circuits using diodes, transistors, i.c.s and valves. 44 pages. £1.50

### GETTING THE MOST FROM YOUR MULTIMETER BP239

R. A. Penfold  
This book is primarily aimed at beginners. It covers both analogue and digital multi-meters and their respective limitations. All kinds of testing is explained too. No previous knowledge is required or assumed. 102 pages. £2.95

### HOW TO USE OSCILLOSCOPES & OTHER TEST EQUIPMENT BP267

R. A. Penfold  
Hints and ideas on how to use the test equipment you have, to check out, or fault find on electronic circuits. Many diagrams of typical waveforms and circuits, including descriptions of what waveform to expect with particular faults, or distortion in audio amplifiers. 104 pages. £3.50

### MORE ADVANCED TEST EQUIPMENT CONSTRUCTION BP249

R. A. Penfold  
A follow on from *Test Equipment Construction (BP248)* this book looks at digital methods of measuring resistance, voltage, current, capacitance and frequency. Also covered is testing semi-conductors, along with test gear for general radio related topics. 102 pages. £3.50

### MORE ADVANCED USES OF THE MULTIMETER BP265

R. A. Penfold  
This book is primarily intended as a

follow-up to BP239, *Getting the most from your Multi-meter*. By using the techniques described in this book you can test and analyse the performance of a range of components with just a multi-meter (plus a very few inexpensive components in some cases). The simple add-ons described extend the capabilities of a multi-meter to make it even more useful. 96 pages. £2.95.

### OSCILLOSCOPES, HOW TO USE THEM, HOW THEY WORK 3rd Edition

Ian Hickman  
This book describes oscilloscopes ranging from basic to advanced models and the accessories to go with them. Oscilloscopes are essential tools for checking circuit operation and diagnosing faults, and an enormous range of models is available. 248 pages £14.95

## TELEVISION

### ATV COMPENDIUM (THE)

Mike Wooding G6IQM  
This book is for those interested in amateur television, particularly the home construction aspect. There is not a 70cm section as the author felt this is covered in other books. Other fields, such as 3cm TV, are covered in depth. A must for the practical ATV enthusiast. 104 pages. £3.00

### GUIDE TO WORLD-WIDE TELEVISION TEST CARDS

Edition 3  
Keith Hamer & Garry Smith  
Completely revised and expanded, this is a very handy and useful reference book for the OXTV enthusiast. Over 200 photographs of Test Cards, logos, etc., world wide. 60 pages. £4.95

## CONSTRUCTION

### ADVANCED SHORT WAVE SUPERHERT RECEIVER CONSTRUCTION BP276

R. A. Penfold  
A general purpose receiver to build, from antenna to audio, described in understandable English. 80 pages. £2.95

### COIL DESIGN AND CONSTRUCTION MANUAL BP160

B. B. Babani  
Covering audio to r.f. frequencies, this book has designs for almost everything. Sections cover such topics as mains and audio output transformers, chokes and r.f. coils. What is the required turns ratio? This book will show you how to find out. Text and tables. 106 pages. £2.50

### HOW TO DESIGN AND MAKE YOUR OWN PCBs BP121

R. A. Penfold  
The purpose of this book is to familiarise the reader with both simple and more sophisticated methods of producing p.c.b.s. The emphasis of the book is very much on the practical aspects of p.c.b. design and construction. 66 pages. £2.50

### MORE ADVANCED POWER SUPPLY PROJECTS BP192

R. A. Penfold  
The practical and theoretical aspects of the circuits are covered in some detail. Topics include switched mode power supplies, precision regulators, dual tracking regulators and computer controlled power supplies, etc. 92 pages. £2.95

### POWER SUPPLY PROJECTS BP76

R. A. Penfold  
This book gives a number of power

supply designs including simple unregulated types, fixed voltage regulated types and variable voltage stabilised designs. 89 pages. £2.50

### RADIO/TECH MODIFICATIONS NUMBER 3

This book is intended as a reference guide for the experienced radio technician. Produced for the US market it contains modification instructions for a wide variety of scanners, CB rigs and amateur equipment including Alinco, Icom, Kenwood, Yaesu and other makes. 160 pages. £9.95

### TEST EQUIPMENT CONSTRUCTION BP248. R. A. Penfold

Describes, in detail, how to construct some simple and inexpensive, but extremely useful, pieces of test equipment. Stripboard layouts are provided for all designs, together with wiring diagrams where appropriate, plus notes on their construction and use. 104 pages. £2.95

### 50 (FET) FIELD EFFECT TRANSISTOR PROJECTS BP239

F. G. Rayer  
50 circuits for the s.w.l., radio amateur, experimenter or audio enthusiast using f.e.t.s. Projects include r.f. amplifiers and converters, test equipment and receiver aids, tuners, receivers, mixers and tone controls. 104 pages. £2.95

## COMPUTING

### INTRODUCTION TO COMPUTER COMMUNICATIONS (AN) BP177

R. A. Penfold  
Details of various types of modem and their applications, plus how to interconnect computers, modems and the telephone system. Also networking systems and RTTY. 72 pages. £2.95

### NEWNES AMATEUR RADIO COMPUTING HAND BOOK

Joe Pritchard GU0W  
Shows how radio amateurs and listeners can 'listen' to signals by reading text on a computer screen. This book also covers the application of computers to radio 'housekeeping' such as log-keeping, QSL cards, satellite predictions and antenna design as well as showing how to control a radio with a computer. 363 pages. £15.95

## MAPS

### NORTH ATLANTIC ROUTE CHART

This is a five-colour chart designed for the use of ATC in monitoring transatlantic flights. Supplied folded. 740 x 520mm. £5.50

### QTH LOCATOR MAP

This full colour map has been produced by members of one of the Hungarian Amateur Radio Clubs for v.h.f. and u.h.f. amateurs in Europe. The map is based on the Maidenhead Locator System and also the main v.h.f. and u.h.f. beacons with their locator, power output, height above sea level and modulation system. 970 x 670mm. £5.95

### RADIO AMATEUR'S MAP OF NORTH AMERICA (USA)

Shows radio amateur prefix boundaries, continental boundaries and zone boundaries. 760 x 636mm. £3.50

### RADIO AMATEUR'S PREFIX MAP OF THE WORLD (USA)

Showing prefixes and countries, plus listings by order of country and of prefix. 1014 x 711mm. 0/P

# O R D E R F O



# Classified Ads

To advertise on this page see booking form below.

Whilst prices of goods shown in advertisements are correct at the time of going to press, readers are advised to check both prices and availability of goods with the advertiser before ordering from non-current issues of the magazine.

## Service Sheets and Servicing

### TECHNICAL INFORMATION SERVICES (PW)

76, CHURCH STREET, LARKHALL, LANARKSHIRE ML9 1HE

Phone: (0698) 884585, Mon-Fri, 9am-5pm. OR Phone: (0698) 883334 any other time.

IMMEDIATE despatch on all ACCESS & VISA orders

PHONE OR WRITE NOW FOR FREE QUOTE AND FREE CATALOGUE with every S.A.E.

#### SERVICE MANUALS AND SERVICE SHEETS

Remember, not only do we have EVERY Service Sheet ever made, but we also have

ONE OF THE WORLD'S LARGEST SELECTION OF SERVICE MANUALS

Note:- Over 200 separate titles of technical books are always in stock, over half are exclusive to TIS!

CTV SERVICING by KING - £14.95, VCR SERVICING by BEECHINGS - £25.00, Ku-BAND SATELLITE TV - £25.00

### SERVICE MANUALS

We can supply Service Manuals for almost any type of equipment. Televisions, Video Recorders, Amateur Radio, Test Equipment, Vintage Valve, any type of Audio Equipment, Military Surplus etc. etc. All makes and models supplied from the 1930's to the present. Originals or photostats supplied as available. FREE repair and Data Guide with all orders or SAE for your copy.

#### MAURITRON TECHNICAL SERVICES (PW),

8 CHERRY TREE ROAD, CHINNOR, OXON, OX9 4LY

Tel: (0844) 51694 Fax: (0844) 52554

## For Sale

**VALVES GALORE** Most valves available from stock. Otherwise obtained quickly. Please send SAE stating requirements or telephone. **VALVE & ELECTRONIC SUPPLIES** Chevet Books, 157 Dickson Road, Blackpool FY1 2EU. Tel: (0253) 751858 or (0253) 302979.

**OVER SIXTY ASSORTED VALVES FOR SALE** SP41 6BW6 etc. Bargain at £1.50 each. Tel: 0633 856340.

**JAPANESE SEMICONDUCTORS** and Transmitting Tubes for broadcasting, communication and industrial use. Quotation sent on request. TSUTOM YOSHIHARA, OSAKA, JAPAN Fax: 81-6-338-3381.

**THE VINTAGE WIRELESS BOOK LISTING** Published regularly containing 100s of out of print, old and collectable wireless and TV books and magazines etc. Send five first class stamps for next issue or £3.50 for next four issues. Chevet Books, Dept PW, 157 Dickson Road, Blackpool FY1 2EU.

### DISCLAIMER

Some of the products offered for sale in advertisements in this magazine may have been obtained from abroad or from unauthorised sources. *Practical Wireless* advises readers contemplating mail order to enquire whether the products are suitable for use in the UK and have full after-sales back-up available. The publishers of *Practical Wireless* wish to point out that it is the responsibility of readers to ascertain the legality or otherwise of items offered for sale by advertisers in this magazine.

## Computer Soft/w & Hard/w

**SHACKLOG V3** the PC logging system. Real time QSO logging, DXCC needs alert, QSL labels, rig control, database analysis, reports etc. Simultaneous packet operation. Optional on-line IOTA database (G3KMA). Plus lots more! £27.50 inc comprehensive manual. SASE for full details to G3PMR, 30 West Street, Great Gransden, Sandy, SG19 3AU. Tel: (0767) 677913.

**IBM/COMPATIBLE SHAREWARE 10,000+ FILES.** Send £1.50 for comprehensive catalogue on disk. Cheapest prices! AK SHAREWARE, 54 Sheldrake Road, Mudeford, Dorset BH23 4BP.

**ULTIMATE MORSE TUTOR** for PC's and ATARI £30.00. Interface cable supplied. Free demo, PLEASE state computer type and disk size. BOSCAD Ltd, 16 Ayton Grove, Baldrigeburn, Dunfermline, FIFE KY12 9TA. Tel: 0383 729584, evenings.

**AMIGA MORSE TUTOR.** Tests accuracy under realistic conditions incorporates full TX/RX station. £14.50 details FREE: IBS(P) 50 St. Leonards Drive, Altrincham, Cheshire.

**PCW OWNER? RADIO ENTHUSIAST?** Telephone for details of the Elliptic Filter Design Program from EL F Designs. 010 33 49264221.


**ARCHIMEDES SOFTWARE** - Morse tutor, filter design, frequency prediction, antenna design. SAE to G3TXQ, 21 Green Street, Milton Malsor, Northampton NN7 3AT.

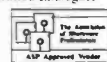
### PC TECHNICAL SHAREWARE

Would you like to see the best range of low cost technical and scientific public domain and shareware for IBM PC in the UK?

**HUGE RANGE** includes:- PACKET, FAX, RX/TX control, PCB design, Circuit and ANTENNA analysis, QSO logging, CAD ELECTRONIC AND MECH engineering, SCIENTIFIC, MATHS AND STATS, MEDICAL, PROGRAMMING, SOURCE CODE, DATA, EDUCATION, WINDOWS, BUSINESS and lots more.

Write phone or fax today for your free 124 page printed catalogue.

 The Public Domain Software Library  
Winscombe House, Beacon Road  
Crowborough, Sussex TN6 1UL  
Tel 0892 663298, Fax 0892 667473



## Educational

**COURSE FOR CITY AND GUILDS** Radio Amateurs Examination. Pass this important examination and obtain your licence, with an RRC Home Study Course. For details of this and other courses (GCSE, career and professional examinations, etc) write or phone - THE RAPID RESULTS COLLEGE, DEPT JX108, Tuition House, London SW19 4DS. Tel: 081-947 7272 (9am-5pm) or use our 24hr Recordacall service 081-946 1102 quoting JX108.

**HEATHKIT EDUCATIONAL PRODUCTS/UK DISTRIBUTOR** Spares and Service Centre. Cedar Electronics. 12 Isbourne Way, Broadway Road, Winchcombe, Cheltenham. Glos. GL54 5NS. Tel: (0242) 602402.

## Miscellaneous

**DIY Inexpensive radio projects.** Easy to make, SAE, RYLANDS, 39 Parkside Avenue, Southampton SO1 9AF.

**TINY PORTABLE ALARMS** Ideal for rigs, Equipment, field days, shows etc. Only £36.99. Order information on 0399 715881. Information Technology.

**B&B SUPERIOR ACCOMMODATION** With discount for HAMS. 25 minutes from Picketts Lock Dressler RSGB. Spring Manor Hotel 081 802 3939. G01FD QTHR.

**PC SHAREWARE**  
only £2.50 per disk

Many titles including superb Morse Tutor (send/receive), Wave Propagation Predictor, full featured Log Book etc.  
For immediate despatch of details phone  
**ARC SOFTWARE LTD**  
(0489) 782110 9am-6pm

## ORDER FORM FOR CLASSIFIED ADS PLEASE WRITE IN BLOCK CAPITALS

The prepaid rate for classified advertisements is 42 pence per word (minimum 12 words), box number 70p extra. Semi-display setting £13.90 per single column centimetre (minimum 2.5cm). Please add 17.5% VAT to the total. All cheques, postal orders, etc., to be made payable to the PW Publishing. Treasury notes should always be sent by registered post. Advertisements, together with remittance should be sent to the Classified Advertisement Dept., Practical Wireless, Arrowsmith Court, Station Approach, Broadstone, Dorset BH18 8PW. Tel: (0202) 659920, Fax: (0202) 659950

Please insert this advertisement in the ..... issue of Practical Wireless (if you do not specify an issue we will insert it in the next available issue of PW) for ..... insertion/s. I enclose Cheque/P.O. for £..... (42p per word, 12 minimum, please add 17.5% VAT to total).

Name: .....

Address: .....

Telephone No.: .....

Box Number @ 70p: Tick if appropriate

Category heading: .....


## Wanted

**UP TO £500** offered for pre-war televisions and wireless sets. (0484) 843265.

**MAGAZINES** available including "Everyday Electronics", "Acom User" and others. Please contact Box No. 28.

**TEST GEAR**, Computers, Computer Surplus, Amateur. Bought for cash. (0425) 274274.

**WANTED VALVES ESP.** KT66, KT88, PX4, PX25, Klystrons, Magnetron, Transistors, I.C.s, Plugs, Sockets. If possible send written list - we reply same day. Cash waiting. BILLINGTON VALVES, Oakendene Industrial Estate, Near Horsham RH13 8AZ. Callers please phone for appointment. Tel: (0403) 865105. Fax: (0403) 865106. Telex: 87271.

**WANTED FOR CASH** Valve communication receivers and domestic valve radios (working or not). Items of Government surplus wireless equipment and obsolete test equipment. Pre-1965 wireless and audio components and accessories. Pre-1975 wireless and TV books and magazines. Also, most valves wanted for cash. Must be unused and boxed. CBS, 157 Dickson Road, Blackpool, FY1 2EU. Tel: (0253) 751858 or (0253) 302979.

## Holidays

**FLORIDA** Gulf Coast. Two luxury villas. Private beach, pools, water frontage, golf course. Sleeps six, £350 p.w. G1GTO. Tel: (0493) 655068.

## Components

**ELECTRONIC COMPONENT CLEARANCE** Many electronic components available from amateur workshop clearance call (0494) 485670 for lists.

## Motoring

**PRACTICAL MOTORIST** The DIY Magazine for Motorists. See the April issue on sale 18th March. Features include a step-by-step guide to bodywork and paint repair and ideas to combat car crime. Also a free competition to win a Clarke International Air Compressor complete with spray gun.

## IS YOUR CLUB PLANNING OR HOLDING AN EVENT OR RALLY?



(0202)

**659920**

to find out the special advertising rates available for **RADIO CLUBS**

### BARGAIN BASEMENT

Write your advertisement in BLOCK CAPITALS - up to a maximum of 30 words plus 12 words for your address - and send it together with your payment of £2.35 cheques payable to PW Publishing Ltd., or subscriber despatch label and corner flash to: Donna Vincent, PW Publishing Ltd., Bargain Basement, Arrowsmith Court, Station Approach, Broadston, Dorset BH19 8PW.

Subscribers must include the despatch label bearing their address and subscription number to qualify for their free advert. Adverts published on a first-come, first-served basis, all queries to Donna Vincent on (0202) 659910.

Advertisements from traders, or for equipment that is illegal to possess, use or which cannot be licensed in the UK, will not be accepted. No responsibility will be taken for errors.

#### For Sale

934MHz Commel transceivers (two) boxed, mint, with aerials and accessories. Each complete outfit, £300. Masthead pre-amp, TX amp mint, boxed, £100. Yagi £20, re-advertised due to time wasters. All as new. Tel: Kent (0679) 64383.

Alnico DJ-F1E all standard accessories. Boxed, complete with remote control mic and flexible whip, mint condition, £150. Glyn, Northants. Tel: (0933) 57635 evenings.

Altron C35 3 section telescopic tilt-over mast, hand winch, good condition, £100. BBC B computer, monitor, datacard, handbook and including RTTY/c.w. software, interface unit, connecting cables, £50. G4DEV, Worcester. Tel: (0905) 51805.

Barlow Wadley XCR30 with power unit. £55 would consider exchange for portable radio. E. Rowe, 11 Thornstone Drive, Irby, Wirral, Merseyside L61 4XR. Tel: 051-648 3031.

Clark Seam 40ft mast, pump-up, ex army, spares/service manual, £250. Buyer inspects

and collects. Met 144-TT antenna as new, £30. Tel: (0502) 741064.

Dewsbury Supa-Tute as new £50 including postage. IC2E 145MHz hand-held NiCd pack and charger also adaptor pack to run from car battery, £145 including postage/insurance. D. Howard G1AJB, Rame Common, Carnkie, Helston, Cornwall TR13 0DY. Tel: (0209) 860297.

Four section lattice tower 14ft lowered, 40ft extended with CD45 rotator, bell housing, bearing, heavy duty winch, 3-element Moseley Mustang Mark IV h.f. beam, four years old, assembled to view, manuals, £325 the lot. Buyer removes, Lincoln area. Roy G4LJN. Tel: (0526) 833281 anytime.

FT-420R 144MHz multi-mode transceiver g.c. new p.a. module fitted 10W+ output, £250 o.v.n.o. Terry. Tel: (0462) 435248 after 6pm.

FT-757, Navico 144MHz, Alnico 430MHz, Kam BMK, Palomar Tuner, a.t.u.s., Datong filter artificial earth 430MHz beam, good junk box, £1000 the lot. G3TPI, QTHR. Tel: (0509) 261032.

IC-R9000 com receiver, new August 1992, no reasonable offer refused. Mr Kanyon, 24 Hallfield Lane, Weithby, West Yorkshire LS22 6JT. Tel: (0937) 568184.

Icom IC-R1 mint condition, £200 o.n.o. Tel: (0704) 62138.

Icom mobile 144MHz equipment IC-25E 25W rig complete with IC10SB mic/headset and 6A p.s.u. only, £145. SEM h.f. Transmatch only, £95. Wide-band pre-amplifier, £20. Weather satellite RX and Archimedes Podium wanted. Nigel, 37 Killiams Crescent, Taunton TA1 3YB. Tel: (0823) 326333.

Jaybeam TB-1 10/15/20 meters. Brand new, boxed, instructions, (£140) sale £105. GPV-5S 2m 2-element collinear S/S fittings 64dB. Boxed, practically new (£50) sale £30. TS940 speaker, mint, instructions, (£39) sale £45. No offers please. G2FZU QTHR. Tel: (0836) 813847.

KW107 supermatch mint condition Grundig Satellit 1000 s.s. b. l.o. fair condition working order offers? plus carriage. Tel: (0322) 667641 after 7pm.

Magazines for sale: *RSGB Bulletin 1946-1977* and index unbound but in 29 folders, £60. *Short Wave Magazine 1947-1974* and index unbound but 26 folders, £50. George. Tel: 081-686 6989.

Navico AMR 1000 144MHz f.m. transceiver,

little use, boxed with handbook. John G6DCH, Horley. Tel: (0293) 775702.

NPR934 rig complete with mag-mount and home collinear. All unmarked, sensible offers please. Will not split. Colin Burkett (0296) 89734 or mobile (0831) 257112.

*Practical Wireless* back issues from January 1943-August 1956, offers. C. James. (0925) 601122.

*Practical Wireless* magazines most issues from 1949-1987, £1 each or 12 for £10. Tel: Lincolnshire (0205) 351665.

RZ10 receiver in g.w.o. with p.s.u./speaker, E70 o.n.o. M. Brook G7NVL, Hebden Bridge, West Yorkshire. Tel: (0423) 702140 days, (0422) 845238 evenings.

RA17 and RA37 i.f. converter in cabinet both with manuals, £200. Kenwood MC-355 microphone, £15. Three 6146B valves, one new, two used ok, £15. Kenwood BS5 bandscope for SM220, £30. Robin G4PNC, QTHR. Tel: (0253) 395764.

Racal RA137A low frequency adaptor for RA17, £15. Advance E2 signal generator 100kHz-100MHz good condition, £30. Gelsco G209 amateur band receiver, excellent condition, £30. All with manuals. Tel: Bamsley (0226) 288718.

Three wooden cabinet mains wireless receivers Pye model J Type PE80 11 wave-bands, HMV type 1121 4 wave-bands, Regentone 3 wave-bands. All working well, very good appearance. Pye and HMV have service details, offers. G3WVL. Tel: 021-353 8874.

Tokyo Hy-power 180V 430MHz p.a. 3/10W in-100W out pre-amp/meter £250 (mint). Jaybeam D15/15 1296MHz antennas (new), £45 each. Datong Woodpecker blanker unit, £35. Welz 2-way antenna switch, £20. Paul G4XHF. Tel: (0283) 515201 (home) or (0622) 696437.

Transmitter USA type CBY-52210 2 x 1625 roller coaster 7MHz, £30. Tel: (0702) 522929.

Two 934MHz Cybernet Delta One boxed in excellent condition with aerials, £185 each. Steve, Merseyside. Tel: 051-630 6913.

Yaesu FRG 7700 mint condition, boxed, manual, £215. Kenwood TM 431E, 430MHz as new, boxed, standard mic, manual, mounting

bracket, £225. Would exchange either for good 934MHz set up (cash adjustment). Mick, Southend. Tel: (0702) 512814.

Yaesu FT-107M solid state h.f. transceiver built in p.s.u. speech processor, extension speaker. Full Yaesu service manual. £525. Heathkit SB200 1200W p.e.p. h.f. linear amp. Recent overhaul and valves, £300. Dave. Tel: (0742) 520177 days (0246) 414955 evenings and weekends.

Yaesu FT-211RH 144MHz mobile with mic, £130. Also FT-23R 144MHz hand-held with speaker mic, £100. FT-73R 430MHz hand-held with mobile bracket, £120. All with c.t.c.s.s. tone boards and scanning also NC29. Tel: Derby (0332) 781069.

Yaesu FT-707 h.f. s.s.b. transceiver, Yaesu FC-707 antenna tuner, Yaesu FP-707 power supply, Yaesu FT-290R 144MHz all-mode transceiver, sensible offers please. Tel: (0202) 690182.

Yupituru MVT6000 base/mobile scanner 25-500MHz/800-1300MHz very sensitive, original box, instructions, excellent condition, £185. Tel: Witham, Essex (0376) 502901.

#### Wanted

AF Board for Yaesu FT-7B urgently required. Also wanted portable hand-held 144MHz transceiver. D. S. Sibley, 34 Herehills Avenue, Leeds LS7 4EU.

Any Codar equipment especially receiver CR70A any condition acceptable. Tel: (0256) 57021 after 7pm.

Circuits for: Altai signal generator, Narco UGR-1A glide scope receiver, Narco Mk 12 2-band transceiver, Motorola Mayer u.h.f. transceiver. Photocopying charges covered. M. Grant, 38 Beauty Court, Kettering, Northants NN15 5DB. Tel: (0536) 520457.

Drake RA-C first i.f. filter 6kHz, also 1.5kHz, a.m. filters, two 6146B valves. Bill. Tel: 041-649 4345.

Eddystone EC958 receiver any Mk non worker ok, must be complete and in good condition. Other receivers of similar type considered. Marconi Pacific, EC1837, Applo, Redifon, STC, Skanti, Dancom, Sait, Plessey, Paul Elias G8BPE. Poole. Tel: (0202) 680019 evenings (0202) 686883 daytime.

Help! I've sat the exam and hopefully need a

430MHz mobile/hand-held radio. Anything considered, does anyone know where I could find a Philips FM321? Any help much appreciated. Tel: (0424) 731834.

Kenwood a.t.u. model FC-707 with manual and leads. Tel: (0787) 373238.

Kokosai MF455 15kHz mechanical filter with both carrier crystals. Also final conversion crystals for G2DAF TX/RX. Tel: Blackburn (0254) 260455 day, (0254) 260455 evenings.

Marconigram 1911 - 1913 loose or bound copies and bound volumes of *Wireless World* from Vol. 74 (1965) onwards, good price also swaps available. Phil Beckley, Church Farm House, Bettws Hill, Newport, Gwent NP9 6AD. Tel: (0633) 853806.

NATO2000 radio. Reasonable price please o.a.p. Tel: 051-648 3031.

Pre 1980 *Practical Wireless* and *Wireless World* magazines. Also valve data manuals listening alternatives please. Martin, Norwich. Tel: (0683) 661975.

Pye PF2 u.h.f. transceivers hand-held units single channel types in proper working order with our without crystals installed. Sensible prices please. Mr C. C. Hibbard, Swanssea. Tel: (0792) 583322 from 5.30 - 7.30pm.

RT155 h.f. receiver in good working order. Workshop manual for RT155. Danco coils any range/colour (unused), M. Brook G7NVL, Hebden Bridge, West Yorkshire. Tel: (0423) 702140 days, (0422) 845238 evenings.

RF Bridge prefer General Radio 1605 or Hewlett Packard 250 RX. For Sale: *Mandrotto Model 132* professional video tripod complete with dolly, £60. Teletop equipment S54AR scope, £50. G3WVY, 27 Centre Park Upper Norwood, London SE19 2LU. Tel: 081-653 4788.

TC12/12A manual, i.e. pin-outs/substitutes, mains plug, spares, faulty units. Economical, reliable system for Amtor and RTTY, NOT requiring p.c. or redundant when BBC B is, e.g. AMT-3; Siskin BBC B extras. All detailed letters to GOOZK, 10 Basil Street, Stockport, Cheshire SK4 1QL, answered.

Wartime forces receiver PCR, PCR2, PCR3. Eddystone EC10, EC10MkII, EB35, 960, 870, 870a. Civilian wartime utility receiver wood cased, for cash, collection possible. Peter Lepino, Surrey. Tel: (0374) 128170 anytime.

### BARGAIN BASEMENT ORDER FORM

PLEASE WRITE IN BLOCK CAPITALS

Please insert this advertisement in the next available issue of *Practical Wireless*.

FOR SALE/  
WANTED/  
EXCHANGE

I enclose Cheque/P.O. for £..... (£2.35) made payable to PW Publishing Ltd.

Name .....

Address .....

Access, Visa and Mastercard accepted

Card number .....

Expiry date of card .....

Signature .....

Subscription Number (free ad for subscribers) .....

CONTACT  
DETAILS  
FOR  
ADVERT

A photocopy of this form is acceptable, but you must still send in this corner flash as proof of purchase.

# YOUR LOCAL DEALERS

## SOUTH WALES

### ELECTRO MART

Receivers, Scanners, Howes, ERA, CB, Marine radio etc. part exchange welcome.

*Full Service & Repair Facilities*

96 High St, Clydach,  
Swansea  
Tel: 0792 842135

## SOUTHAMPTON

### South Midlands Communications

**Official Yaesu Importer**

S.M. House, School Close,  
Chandlers Ford Industrial Estate,  
Eastleigh, Hants SO5 3BY.  
Tel: 0703 255111

## PORTSMOUTH

### Nevada Communications

Visit our showrooms for Icom, Kenwood, amateur radio products and a large range of scanning receivers. New and part exchange welcome.

189 London Road,  
North End, Portsmouth,  
Hants, PO2 9AE  
Tel: 0705 662145

## DERBYSHIRE

### RILEY'S T.V. SERVICES LTD.

SUPPLIERS OF:  
SCANNERS - C.B. 27-934 MHz -  
AERIALS - TEST METERS - TOOLS -  
TELEPHONES KITS AND CABLES

125 LANGWITH ROAD  
HILLSTOWN  
CHESTERFIELD S44 6LX  
PHONE 0246 826578  
CLOSED WEDNESDAY

## HERNE BAY



### ICOM (UK) LIMITED

The Official Icom Importer

Unit 8, Sea Street  
Herne Bay, Kent CT6 8LD  
Tel: 0227 741741  
Fax: 0227 360 155

Open Mon-Fri 9am-5.30pm (Lunch 1-2)

## SCOTLAND

### JAYCEE ELECTRONICS LTD

20 Woodside Way, Glenrothes, Fife KY7 5DF  
Tel: 0592 756962 (Day or Night)  
Fax No. (0592) 610451  
Open: Tues-Fri 9-5; Sat 9-4

**KENWOOD, YAESU & ICOM APPROVED DEALERS**  
*A good stock of new and secondhand equipment always in stock*

## IRELAND

### RADCOM ELECTRONICS

*All your requirements under one roof*

RECEIVERS - TRANSCEIVERS - ACCESSORIES

Open Monday-Saturday 9am-5.30pm

Midleton Enterprise Park, Midleton,  
County Cork 021/632725 + 613241

## DEVON

### Reg. Ward & Co. Ltd.

The South-West's largest amateur radio stockist. Approved dealer for Kenwood, Yaesu and Icom

1 Western Parade,  
West Street, Axminster,  
Devon, EX13 5NY  
Tel: 0297 34918

(Closed 1.00-2.00 and all day Monday)

## BUCKINGHAMSHIRE

### Photo-Acoustics Ltd.

Approved Kenwood, Yaesu and Icom dealer (part exchange always welcome)

58 High Street, Newport Pagnell,  
Buckinghamshire MK16 8AQ  
Tel: 0908 610625

(Mon-Fri 9.30-5.30, Sat 9.30-4.30)

## TYNE + WEAR

### SUPERTECH Communications Specialists

YUPITERU SONY.



*Official Nevada and Kernow stockists*

Full range of CBs,  
Scanners + Accessories

Mail Order -

Branches throughout the North East

32 RUSSELL WAY

GATESHEAD METRO CENTRE NE11 9YZ  
Tel: (091) 4932316

Open: Monday-Friday 10am - 8pm  
Thursday 10am - 9pm  
Saturday 9am - 7pm

Contact Lynn  
on the  
Advertising  
Hotline

(0202) 659920

## YORKSHIRE

## YAESU



### Alan Hooker Radio Communications

42, Netherhall Road, Doncaster  
Tel: 0302 325690

Open Mon-Sat 10-5pm  
Closed Thursdays

## CORNWALL 24hr, 7 days a week

### SKYWAVE

RADIO AMATEUR AND MARINE COMMUNICATIONS SERVICES

ICOM, YAESU, NAVICO,  
JAYBEAM, etc.

Slades Road, St. Austell,  
Cornwall PL25 4HG  
Tel: 0726 70220  
Voice Bank: 0426 961909

## KENT

### KANGA PRODUCTS

For QRP kits

A variety of kits for RECEIVERS,  
TRANSMITTERS & TEST GEAR.

Send an A5 SAE for a free copy  
of our catalogue

Seaview House, Crete Road East, Folkestone, CT18 7EG  
Tel/Fax 0303 891106 0900 - 1900 Only

## WEST SUSSEX

## MAIL ORDER RETAIL

### BREDHURST ELECTRONICS LTD.

High St., Handcross, West Sussex  
Tel: (0444) 400786  
Fax: (0444) 400604

Situated at the Southern end of M25.  
Easy access to M25 and  
South London.

Open Mon-Fri 9am-5pm  
Sat 9.30am-4.30pm.



# RADIO SHACK



ALL OF THE EQUIPMENT WE SELL HAS BEEN IMPORTED BY THE FACTORY AUTHORISED DISTRIBUTORS WITH FULL WARRANTY BACK-UP AND PARTS SERVICE.

Lowe HF-225	High performance compact receiver.....	£425.00
Kenwood R-2000	10 Memories.....	£595.00
Kenwood VC-10	VHF converter for R-2000.....	£161.00
Kenwood R-5000	Top of their range receiver.....	£875.00
Kenwood VC-20	VHF converter for R-5000.....	£167.00
Yaesu FRG8800	Fine performing all mode set.....	£640.00
Yaesu FRV-8800	VHF converter for above.....	£100.00
Icom IC-R71E	The old favourite.....	£855.00
Icom IC-R72E	Icom's latest, small & excellent.....	£645.00
Icom IC-R9000	The set with everything.....	£3995.00
JRC-535	The latest from Japan Radio Company.....	£1095.00
Drake RR-3	Second-hand high specification set.....	£1595.00

## KENWOOD TS-850S

### The latest transceiver from this famous stable TS-850S SUPERB SPECIFICATIONS

Creating a new era in Amateur Radio!

Call us for the latest details and stock position, also for  
any other model from

### KENWOOD ICOM YAESU

Scanners by AOR, Fairmate, Jupiter, Icom, Realistic,  
Bearcat to name but a few.

Competitive service and prices.

We will be pleased to quote you for anything you require in the communications or computer field. In order to avoid a great deal of time wasting on both our parts, we now deal with callers by appointment. We are pleased to hear from you and see you, and we aim to give you the attention you deserve, so please call us first.

73s Terry Edwards  
G3STS



## RADIO SHACK

(Just around the corner from West Hampstead Station on the Jubilee Line)  
Giro Account No. 588 7151 Fax: 071-328 5066 Telephone: 071-624 7174

188 BROADHURST GARDENS,  
LONDON NW6 3AY



# MULTIBAND MAGIC



## IC-W21ET

### Dual-Band FM Transceiver

ICOM are proud to announce this latest compact addition to the highly popular W21 series of transceivers.

The new IC-W21ET covers the 144 and 430MHz bands, main features include:

- Simultaneous UHF receive on two bands.
- Automatic repeater memory recall function
- AI switch for easy function recall
- Whisper function for telephone-style QSO's
- Battery power check



## IC-X2E

### Dual-Band FM Transceiver

This versatile handheld allows you to monitor one band while transmitting on the other.

The IC-X2E covers the popular 430 and 1200MHz bands. Some main features include:

- Simultaneous receive on both bands
- 60 memory channels and 2 call channels
- Clock with useful on/off timer
- Scan functions and priority watch
- Pager and code squelch functions

## IC-3230 Dual-Band FM Transceiver

The compact IC-3230H gives complete dual-band capability, a large function display provides simultaneous readouts of both main and sub operations. Telephone-style QSO is possible using both bands. Extended receiver coverage (not guaranteed) includes; 118,000-135,995MHz (AM), 136,000-174,000MHz (FM) & 420,000-480,000 MHz (FM).



## IC-2410 Dual-Band FM Transceiver

The compact IC-2410 has all the usual ICOM dual-band innovations plus the ability to be remote controlled via the mic or another transceiver. Easy to operate, independent volume control and squelch switches and a full 25 watts output power are at hand to make the IC-2410 a truly versatile mobile. Maximise your operating power with the IC-2410.

## IC-901 Dual-Band FM Transceiver

The IC-901 has to be the most sophisticated Amateur mobile in the world. Modular design enables personalized installation and multi-band expansion. Advanced features such as 6-band capability, fibre-optic connection and full duplex crossband operation make this an impressive transceiver system capable of system upgrading.



N.B. Photographs are not to scale.

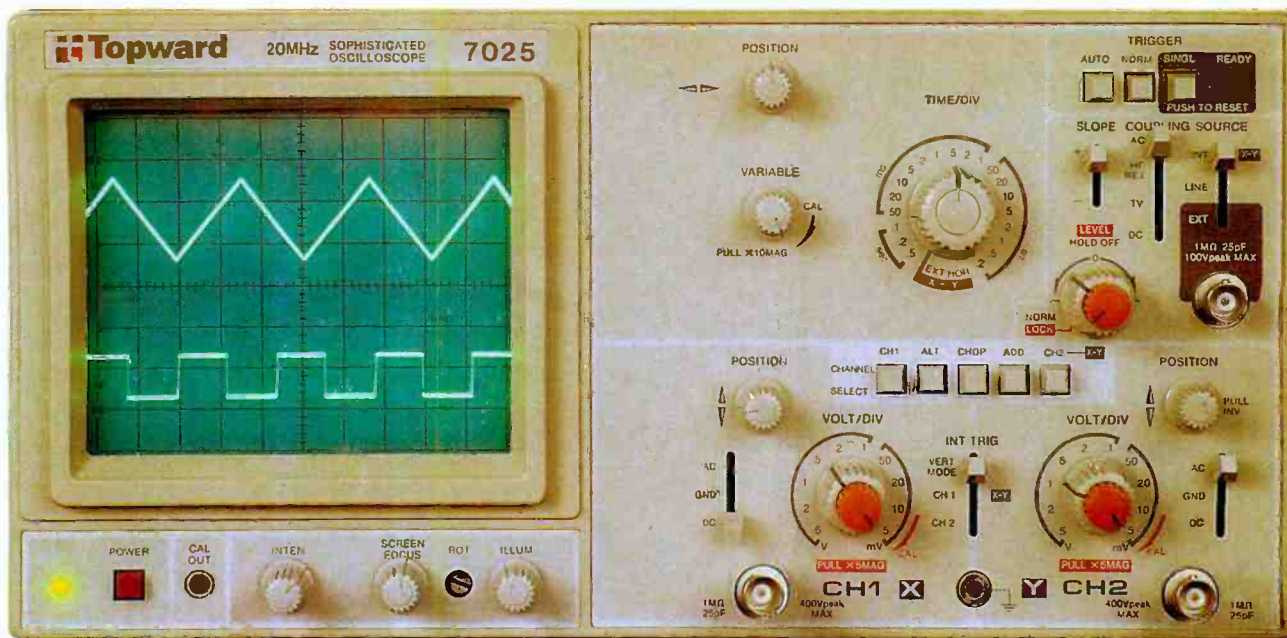
ICOM manufacture a full range of base-stations, mobiles and handheld transceivers and receivers to cover all popular frequencies and beyond.

No matter what your requirement ICOM have the radio for you.

For more information and the location of your local Icom dealer contact:

Icom (UK) Ltd. Sea Street Herne Bay Kent CT6 8LD  
Telephone: 0227 741741 (24hr). Fax: 0227 741742

# ICOM



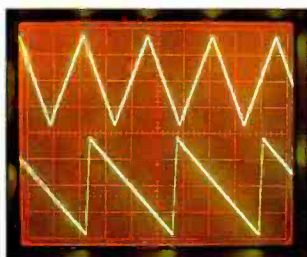
GL29G

# YOU WILL ALWAYS FIND MONEY SAVING BARGAINS AND LOW PRICES AT MAPLIN ELECTRONICS

Example NOW

## SAVE UP TO \*£100 ON OSCILLOSCOPES

Due to Maplin's continued success and the popularity of our superb range of oscilloscopes, we are able to offer them at **SPECIALY REDUCED PRICES**, but they are only available at these prices **AT MAPLIN STORES** for a **LIMITED PERIOD**, so hurry down to your nearest Maplin store TODAY! Advanced design and high quality manufacturing techniques have been combined to bring you, at a sensible price, all the features that you would expect of a sophisticated oscilloscope. For example, 1mV/div sensitivity, advanced 6-inch CRT with percentage markers and an internal graticule that eliminates parallax error, ensuring a highly accurate display, and an X-Y mode that produces Lissajous patterns for phase shift measurements. Type 7025 has all the features required for general purpose use and can display signals from DC to at least 20MHz with a high degree of accuracy. In addition to all the features of the 7025, Type 7026, has the added facility of a delayed



sweep timebase, which can be used to magnify a portion of a waveform, making possible, accurate time interval measurements and the study of short duration events. The sophisticated Type 7045, has a bandwidth of 40MHz and incorporates a 40ns delay line to enable the display of very short duration events in their entirety. Top-of-the-range is the Type 7046, a delayed sweep oscilloscope with increased magnification along with a 40MHz bandwidth and capable of displaying complex signals with precision and accuracy.

**\* Please note: MONEY SAVING BARGAINS SHOWN ON THIS PAGE are applicable to purchases made in MAPLIN STORES ONLY and are not available at these prices through Mail Order.**

<b>SAVE £100</b>	7025 (GL29G) Catalogue Price £299.95	<b>NOW £199.95</b>
<b>SAVE £20</b>	7026 (GL30H) Catalogue Price £349.95	<b>NOW £329.95</b>
<b>SAVE £70</b>	7045 (GL31J) Catalogue Price £449.95	<b>NOW £379.95</b>
<b>SAVE £40</b>	7046 (GL33L) Catalogue Price £499.95	<b>NOW £459.95</b>



**Maplin**  
ELECTRONICS

Rush to your local Maplin store: **BIRMINGHAM**; Sutton New Road, Erdington. **BRIGHTON**; 65 London Road. **BRISTOL**; 302 Gloucester Road. **CARDIFF**; 29-31 City Road. **CHATHAM**; 2 Luton Road. **COVENTRY**; 12 Bishop Street. **EDINBURGH**; 126 Dalry Road. **GLASGOW**; 264-266 Great Western Road. **ILFORD**; 302-304 Green Lane. **LEEDS**; Carpet World Building, 3 Regent Street. **LEICESTER**; Office World Building, Burton Street. **LONDON**; 146-148 Burnt Oak Broadway, Edgware. 107-113 Stanstead Road, Forest Hill. 120-122 King Street, Hammersmith. **MANCHESTER**; 8 Oxford Road. **NEWCASTLE-UPON-TYNE**; Unit 4, Allison Court, The Metro Centre, Gateshead. **NOTTINGHAM**; 86-88 Lower Parliament Street. **PORTSMOUTH**; 98-100 Kingston Road. **READING**; 129-131 Oxford Road. **SHEFFIELD**; 413 Langsett Road, Hillsborough. **SOUTHAMPTON**; 46-48 Bevois Valley Road. **SOUTHEND-ON-SEA**; 282-284 London Road, Westcliff. Plus a NEW STORE opening soon in **MIDDLESBROUGH**. Phone 0702 552911 for further details. All items are subject to availability. All prices include VAT. Offer ends July 31st 1993.