

FOR THE RADIO ENTHUSIAST...

JULY 1982

Practical Wireless

Australia \$1.35
New Zealand \$1.80
Malaysia \$4.50
IR £1.14 (inc. VAT)

75p

THE **Pw** MORSE HOW

high }
range
low }

volume

45 50 55 60
40 8 18 20 65
35 5 low 25 70
high speed 30 75
w. p. m.

playback seconds delay
1 2
normal
mode

letters • numbers
mixed

• start
• stop

Also:
A DXers' Notch Filter
Tropospheric Propagation

MAIL ORDER

THE EASY WAY - THE BREDHURST WAY
TO ORDER ANY OF THE ITEMS LISTED BELOW
SIMPLY WRITE ENCLOSING A CHEQUE OR PHONE
AND QUOTE YOUR CREDIT CARD NO.
- WE DO THE REST!

Bredhurst electronics

HIGH ST., HANDCROSS, W. SUSSEX 0444 400786

H.F. TRANSCEIVERS



**ASK ABOUT
THE NEW
FT 102**

NEW

STANDARD TWINS
C78 70cm F.M. Portable

£219 inc. VAT

C58 2M Multimode

£239 inc. VAT

Accessories:
Mobile tray - Linear - Case - Charger



HANDHELDS FOR 2M



NEW

**TRIO
TR2500R**

£207
inc. VAT
& Carriage



AIRBAND RECEIVERS

R517

£49.50
inc. VAT
C&P £1.00

Tunes
118-144
MHz
+ optional
3 xtal
channels



**YAESU
2M**

multimode
portable
price

£249
inc. VAT

2VFO's - 10 MEMS - 2.5W - SCAN - DIG. READOUT

V.H.F. SCANNER

SX 200N

£259
inc. VAT & Carriage



TRANSCEIVERS

H.F.	
TRIO TS 130V	£445
YAESU FT 707S	£485
TRIO TS 130S	£525
TRIO TS 530S	£534
YAESU FT 101Z-FM	£590
YAESU FT 707	£569
YAESU FT 101ZD-FM	£665
TRIO TS 830S	£694
ICOM IC 720A	£883
YAESU FT 902 DM	£885

F.M. MOBILES

FDK Multi 700EX	£199
TRIO TR 7730	£247
YAESU FT 230R	£239
TRIO TR 7800	£257
ICOM IC 25E	£259
STANDARD C78 (70cm portable/mobile)	£219
TRIO TR 8400 (70cm)	£299

HAND HELD

ICOM IC 2E	£159
TRIO TR 2300 (portable)	£166
TRIO TR 2500	£207
YAESU FT 208R	£209
YAESU FT 708R (70cm)	£219
STANDARD C78 (70cm portable)	£219
ICOM IC 4E (70cm)	£199

MULTIMODES

STANDARD C58 (portable)	£239
YAESU FT 290R (portable)	£249
FDK MULTI 750E	£289
TRIO TR 9000	£359
ICOM IC 290E	£379
YAESU FT 480R	£366
ICOM IC 251E	£499
TRIO TR 9500 (70cm)	£449
YAESU FT 780R (70cm)	£459

RECEIVERS

H.F.	
YAESU FRG 7	£189
LOWE SRX 30D	£215
TRIO R 600	£235
TRIO R 1000	£295
YAESU FRG 7700	£329
YAESU FRG 7700M	£409

2M F.M./MARINE

SEARCH 9 (Amateur or Marine)	£45
A.O.R. AR 22 (Amateur)	£89
A.O.R. AR 22 (Marine)	£95
SX 200N VHF/UHF Scanner	£259 (-)

AIRBAND

R 517 Handheld	£49.50 (£1.00)
SX 200N VHF/UHF Scanner	£259.00 (-)

DATONG PRODUCTS

PCI Gen. Coverage Converter HF on 2M Rig	£120.75 (-)
VLF Very Low Frequency Converter	£25.30 (-)
FL1 Frequency Agile Audio Filter	£67.85 (-)
FL2 Multi-mode Audio Filter	£89.70 (-)
ASP/B Auto RF Speech Clipper (Trio Plug)	£79.35 (-)
ASP/A Auto RF Speech Clippers (Yaesu Plug)	£79.35 (-)
D75 Manually controlled RF Speech Clipper	£56.35 (-)
RFC/M RF Speech Clipper Module	£26.45 (-)
D70 Morse Tutor	£49.45 (-)
AD270 Indoor Active Dipole Antenna	£37.95 (-)
AD370 Outdoor Active Dipole Antenna	£51.75 (-)
MPUI Mains Power Unit	£6.90 (-)

ACCESSORIES

DESK MICROPHONES	
SHURE 444D Dual Impedance	£33.00 (£1.50)
SHURE 526T Mk II Power Microphone	£46.00 (£1.50)
ADONIS AM502 Compression Mic 1 O/P	£39.00 (-)
ADONIS AM601 Compression Mic+Meter 1 O/P	£49.00 (-)
ADONIS AM 802 Compression Mic+Meter 3 O/P	£59.00 (-)

MOBILE SAFETY MICROPHONES

ADONIS AM 202S Clip-on	£20.00 (-)
ADONIS AM 202F Swan Neck + Up/Down Buttons	£30.00 (-)
ADONIS AM 202H Head Band + Up/Down Buttons	£30.95 (-)

MORSE EQUIPMENT

MK704 Squeeze Paddle	£10.50 (£0.50)
HK707 Up/Down Key	£10.50 (£0.50)
EKM1A Practise Oscillator	£8.75 (£0.50)
EK121 Elbug	£29.95 (£0.50)
EKM12A Matching Side Tone Monitor	£10.95 (£0.50)
EK150 Electronic Keyer	£74.00 (-)

TEST EQUIPMENT

Drac VHF Wavemeter 130-450MHz	£24.95 (-)
FX1 Wavemeter 250MHz MAX	£33.00 (£0.75)
DM81 Trio Dip Meter	£60.00 (£0.75)
MMD50/500 Dig. Freq. meter (500MHz)	£69.00 (-)

TV INTERFERENCE AIDS

Ferrite Rings 1 1/2" dia. per pair	£0.80 (£0.20)
Toroid Filter TV Down Lead	£2.50 (£0.50)
Low Pass Filter LP30 100W	£3.95 (£0.50)
Trio Low Pass Filter LF30A 1kW	£17.90 (£1.00)
Yaesu Low Pass Filter FF50 1DX 1kW	£23.00 (£1.00)
HP4A High Pass Filter TV Down Lead	£5.95 (-)

Please send total postage indicated. Any excess will be refunded.

All prices correct at time of going to press.

E.&O.E.

MAIL ORDER - RETAIL CALLERS 9-12.30 : 1.30-5.30
HIGH ST., HANDCROSS, W. SUSSEX. 0444 400786



TO ORDER ANY OF THE ABOVE ITEMS SIMPLY WRITE, ENCLOSING A CHEQUE OR PHONE YOUR CREDIT CARD NUMBER

EDITORIAL OFFICES

Practical Wireless
Westover House
West Quay Road
Poole, Dorset BH15 1JG
☎ Poole 671191

Geoff Arnold T.Eng(CEI) G3GSR

Editor

Dick Ganderton C.Eng., MIERE, G8VFB

Assistant Editor

Peter Metalli

Art Editor

John Fell G8MCP

Technical Editor

Alan Martin G8ZPW

News & Production Editor

Elaine Howard G4LFM

Technical Sub-Editor

Rob Mackie

Technical Artist

Keith Woodruff

Assistant Art Editor

Sylvia Barrett

Secretarial

ADVERTISEMENT OFFICES

Practical Wireless
King's Reach Tower
Stamford Street
London SE1 9LS
Telex: 915748 MAGDIV-G

Dennis Brough

Advertisement Manager

☎ 01-261 6636

☎ 01-261 6872

Roger Hall G8TNT (Sam)

Ad. Sales Executive

☎ 01-261 6807

Claire Gerrish

Secretary

☎ 01-261 6636

Barbara Blake

Classified Supervisor

☎ 01-261 5897

Dave Kerindi

Make-up & Copy

☎ 01-261 6570

COPYRIGHT

© IPC Magazines Limited 1982. Copyright in all drawings, photographs and articles published in *Practical Wireless* is fully protected and reproduction or imitation in whole or in part is expressly forbidden. All reasonable precautions are taken by *Practical Wireless* to ensure that the advice and data given to our readers are reliable. We cannot however guarantee it and we cannot accept legal responsibility for it. Prices are those current as we go to press.

Practical Wireless

JULY 1982 VOL. 58 NO. 7 ISSUE 904

contents

- | | | |
|-----------|--|-----------------------------------|
| 20 | A DXers' Notch Filter
<i>G. S. Maynard</i> | |
| 25 | Air Test
Plustron TVR5D Radio/TV | |
| 26 | Understanding Transmitter Parameters—3
<i>Peter Chadwick G3RZP</i> | |
| 32 | The April 16 Schedule Revision | |
| 36 | Radio Special Product Report
Trio/Kenwood TS-530S h.f. Transceiver | |
| 41 | Are the Voltages Correct?—2
<i>Roger Lancaster</i> | |
| 46 | PW "Morse Show"—1
<i>Steve Damon G8PYP</i> | |
| 52 | Tropospheric Propagation
<i>J. Glanville G3TZG</i> | |
| 54 | Basic QSOs in French—2
<i>G. W. Roberts GW4JXN</i> | |
| 58 | The 27MHz CB Radio Antenna—2
<i>F. C. Judd G2BCX</i> | |
| 87 | Advert Index | 43 Next Month |
| 25 | Air Test | 62 On the Air |
| 35 | Benny | 19 Out of Thin Air |
| 22 | Binders | 31 Production Lines |
| 17 | Comment | 18 PW RUIS |
| 51 | Letters | 17 Services |
| 50 | New Books | 74 Swap Spot |
| 40 | News | |



CB is a mobile short-range telephone system. You require a licence to use it, £10 p.a. from Post Offices.

This month's CB Rig Check covers three mobile transceivers, two of which are very similar to each other and obviously come from the same factory. The third rig is one of the first from a recognised amateur source in the UK.

All three rigs gave clean r.f. outputs within the limitations of the measuring equipment used, as the respective spectrum analyser pictures show. However, in terms of power output the Lowe TX-40 was giving out almost 7W of r.f. power into 50Ω—some 175 per cent over the legal limit, although we were assured that the rig had passed the relevant checks and was below the legal 4W when measured. With the attenuator in it produced twice the legal limit!

The other two rigs, a Uniace 100 and a Realistic TRC-2001, both gave 4-8W at 13V d.c. supply level. Obviously, the manufacturers hope the test house supply will be lower.

The Realistic and Uniden rigs are good examples of 'badge engineering'. Apart from the front panels and some very minor differences in p.c.b. layout, they are the same rig—even the serial numbers show remarkable similarities. Both are made in Hong Kong and are good examples of that area's radio production. Over the test period they performed capably and both proved easy to handle. The Lowe model was also well made and was a creditable performer. It is unfortunate that it was way over the top on output power.

Receiver sensitivity of the Lowe was much better than the other two rigs when measured in the lab and an RF GAIN control allows better use of this extra sensitivity.

Channel indication on all three rigs is by bright red i.e.d. displays while a meter indicates "S" levels and r.f. power.

The Lowe TX-40 has the microphone socket on the front panel. Obviously Lowe's amateur experience has rubbed off on their CB rig as the mic socket is of the metal-bodied screwed-ring type as opposed to the more commonly fitted DIN types. The Uniace 100 also has a similar mic socket fitted but the Realistic is fitted with a latching type DIN socket. Both the latter rigs have the mic socket in the left side of the rig making the mic lead stretch a long way across the front of the rig. The Realistic's mic lead was rather on the short side to make matters worse.

In use, all three rigs gave reasonable results using a mag-mounted Avanti Moonraker antenna. Audio quality was good, both transmit and receive and the squelch controls worked well.

The handbooks supplied with each rig were adequate, Lowe's being the best, giving the operator information on installation and antenna fittings as well as full operating instructions. All three gave a full circuit diagram, useful in cases of repair being needed in the future.

HOW MUCH?

Lowe TX-40. This rig will cost you £55.00, and is available only from Lowe Electronics, Chesterfield Road, Matlock, Derbys. Tel: 0629 2817, to whom we extend our thanks for the loan of the review rig.

Realistic TRC-2001. Available from Tandy retail outlets throughout the UK, price £79.95. Our thanks to Tandy Corporation, Bilston Road, Wednesbury, W. Midlands WS10 7JM, for the loan of the review rig.

Uniden Uniace 100. Priced at £80.00, this rig is available from CQ Centre, 10 Merton Park Parade, Kingston Road, London SW19. Tel: 01-543 5150 who we thank for the loan of the review rig.

VHF TRIO

The TR-7730 is an incredibly compact, reasonably priced, 25-watt, 2-metre FM mobile transceiver with five memories, memory scan, automatic band scan, and other convenient operating features.

TR-7730 FEATURES

- * **Smallest ever mobile**
Measures only 5-3/4 inches wide, 2 inches high, and 7-3/4 inches deep. Mounts even in the smallest car, and is an ideal combination with the equally compact TR-8400 synthesized 70-cm FM mobile transceiver.
- * **25 Watts RF output power**
HI/LOW power switch selected 25-W or 5-W output
- * **Five memories**
May be operated in simplex mode or repeater mode with the transmit frequency offset ± 600 kHz. The fifth memory stores both receive and transmit frequency independently. Memory backup terminal on rear panel.
- * **Memory scan**
Automatically locks on busy memory channel and resumes when signal disappears or when SCAN switch is pushed. Scan HOLD or microphone PTT switch cancels scan.
- * **Automatic band scan**
Scans entire band in 5-kHz or 10-kHz steps and locks on busy channel. Scan resumes when signal disappears or when SCAN switch is pushed. Scan HOLD or microphone PTT switch cancels scan.
- * **UP/DOWN frequency control from microphone.**
Manual UP/DOWN scan of entire band in 5 kHz steps.
- * **Offset switch**
Allows VFO and four or five memory frequencies to be offset ± 600 kHz for repeater access or simplex.
- * **Four-digit LED frequency display**
Indicates receive and transmit frequency.
- * **S/RF bar meter and LED indicators**
Bar meter or multicolor LEDs shows S/RF levels. Other LEDs indicate BUSY, ON AIR, and REPEATER offset.
- * **Tone switch**



the TR 7730

£247.94 inc VAT. Carriage £5.00.

LOWE ELECTRONICS
CHESTERFIELD ROAD, MATLOCK,
DERBYSHIRE DE4 5LE
Tel. (0629) 2817 . 2430 . 4057



TRIED, TESTED AND TRUSTED

See review
in February
Radd. Comms.

IC-720A
Possibly the best choice
in HF. £883. inc.



The main problem that the amateur of today has to deal with is deciding just which rig out of the many excellent products available he is going to choose. Technology is advancing at such a rapid rate and getting so sophisticated that many cannot hope to keep up. Some go too far!

Perhaps one way of dealing with the problem is to look at just what each model offers in its basic form without having to lay out even more hard earned cash on "extras". The IC-720A scores very highly when looked at in this light. How many of its competitors have two VFOs as standard or a memory which can be recalled, even when on a different band to the one in use, and result in instant retuning AND BANDCHANGING of the transceiver? How many include a really excellent general coverage receiver covering all the way from 100kHz to 30MHz (with provision to transmit there also if you have the correct licence)? How many need no tuning or loading whatsoever and take great care of your PA, should you have a rotten antenna, by cutting the power back to the safe level? How many have an automatic RIT which cancels itself when the main tuning dial is moved? How many will run full power out for long periods without getting hot enough to boil an egg? How many have band data output to automatically change bands on a solid state linear AND an automatic antenna tuner unit when you are able to add these to your station?

Well you will have to do quite a bit of hunting through the pages of this magazine to find anything to approach the IC-720A. It may be just a little more expensive than some of the others – but when you remember just how good it is, and of course the excellent reputation for keeping their secondhand value you will see why your choice will have to be an IC-720A!

IC-PS15 Mains PSU £99



IC-2E £159. inc.
IC-4E £199. inc.
The World's most
popular
portables
& now the
marine
version
IC-M12

Nearly everybody has an IC2E – the most popular amateur transceiver in the world – now there is the 70 cm version which is every bit as good and takes the same accessories. Check the features.

Fully synthesized – Covering 144 – 145.995 in 400 5KHz steps. (430-439.999 4E)

Power output – 1.5W with the 9v. rechargeable battery pack as supplied – but lower or higher output available with the optional 6v or 12v packs. Rapid slide-on changing facility.

BNC antenna output socket – 50 ohms for connecting to another antenna or use the Rubber Duck supplied (flexible 1/4 λ whip – 4E)

Send/battery indicator – Lights during transmit but when battery power falls below 6v it does not light, indicating the need for a recharge.

Frequency selection – by thumbwheel switches, indicating the frequency. 5KHz switch – adds 5KHz to the indicated frequency.

Duplex simplex Switch – gives simplex or plus 600KHz or minus 600KHz transmit (1.6MHz and listen input on 4E)

Hi-Low switch – reduces power output from 1.5W to 150mW reducing battery drain.

External microphone jack – if you do not wish to use the built-in electret condenser mic an optional microphone speaker with PTT control can be used. Useful for pocket operation.

External speaker jack – for speaker or earphone. This little beauty is supplied ready to go complete with nicad battery pack, charger, rubber duck.

A full range of accessories in stock.		£ p
ICML1	10W mobile booster for IC2E	49.00
BP5	11 volt battery pack	30.00
BP4	Empty battery case for 6 x AA cells	5.80
BP3	Standard battery pack	11.70
BP2	6 volt pack	22.00
BC30	Base charger for above	39.00
BC25	Mains charger as supplied	4.25
DC1	12 volt adapter pack	8.40
HM9	Speaker microphone	12.00
CP1	Mobile charging lead	3.20
IC1 2 3	cases	each 3.60
		All prices include VAT

The IC4E is going to revolutionise 70 CM!

Free carriage on direct sales – call us.

Remember we also stock Yaesu, Jaybeam, Datong, Welz, G-Whip, Western, TAL, Bearcat, RSGB Publications.



Please note: Access Barclaycard owners – goods must be sent to address registered with credit card company

ASK ABOUT THE NEW RANGE OF CUE DEE ANTENNAS...the winners in recent tests!



IC-290E £368./IC-490E £445.inc.
Multimode mobiles
 290E-144-148 MHz/490E-430-440 MHz



10W RF output on SSB, CW and FM. Standard and non-standard repeater shifts. 5 memories and priority channel. Memory scan and band scan, controlled at front panel or microphone. Two VFO's LED S-meter 25KHz and 1KHz on FM-1KHz and 100KHz tuning steps on SSB. Instant listen input for repeaters.

IC-251 £499.inc.
 IC-451 £630.inc.
Great Base Stations



ICOM produce a perfect trio in the UHF base station range, ranging from 6 Meters through 2 Meters to 70 cms. Unfortunately you are not able to benefit from the 6m product in this country, but you CAN own the IC-251E for your 2 Meter station and the 451E for 70 cms.

Both are really well designed and engineered multi-mode transceivers capable of being operated from either the mains or a 12 volt supply. Both contain such exciting features as scan facilities, automatic selection of the correct repeater shift for the band concerned, full normal and reverse repeater operation, tuning rate selection according to the mode in use. VOX on SSB continuous power adjustment capability on FM and 3 memory channels. Of course they are both fitted with a crystal controlled tone burst and have twin VFO's as have most of ICOM's fully synthesized transceivers.



IC-25E
The Tiny Tiger
 £239.inc.

Amazingly small, yet very sensitive. Two VFO's, five memories, priority channel, full duplex and reverse. LED S-meter, 25KHz or 5KHz step tuning. Same multi-scanning functions as the 290 from mic or front panel. All in all the best 2M FM mobile ICOM have ever made.

IC-730 **The best for mobile or economy base station**
 £586.inc.



ICOM's answer to your HF mobile problems – the IC-730. This new 80m-10m, 8 band transceiver offers 100W output on SSB, AM and CW. Outstanding receiver performance is achieved by an up-conversion system using a high IF of 39MHz offering excellent image and IF interference rejection, high sensitivity and above all, wide dynamic range. Built in Pass Band Shift allows you to continuously adjust the centre frequency of the IF pass band virtually eliminating close channel interference. Dual VFO's with 10Hz and 1KHz steps allows effortless tuning and what's more a memory is provided for one channel per band. Further convenience circuits are provided such as Noise Blanker, Vox, CW Monitor, APC and SWR Detector to name a few. A built in Speech Processor boosts talk power on transmit and a switchable RF Pre-Amp is a boon on today's crowded bands. Full metering WWV reception and connections for swerverter and linear control almost completes the IC-730's impressive facilities.

Tono RTTY and CW computers
 7000E-£550/9000E-£650.inc.



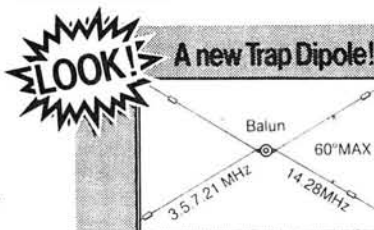
The TONO range of communication computers take a lot of beating when it comes to trying to read RTTY and CW in the noise. Others don't always quite make it!

Check the many facilities offered before you buy – especially look at the 9000E which also throws in a Word Processor. Previous ads have told you quite a lot about these products – but why not call us for further information and a brochure?

IC-24G
Low-priced mobile
 £169.inc.



The famous IC-240 has been improved, given a face lift and renamed the IC-24G. Many thousands of 240's are in use, and its popularity is due in part to simplicity of operation, high receiver sensitivity and superb audio on TX and RX. The new IC-24G has these and other features. Full 80 channels (at 25kHz spacing) are available and readout is by channel number – selected by easy to operate press button thumbwheel switches. This readout can clearly be seen in the brightest of sunlight. Duplex and reverse duplex is provided along with a 12½ KHz upshift, should the new channel spacing be necessary.



The MT-240X Multi-band trap dipole antenna (80m – 10m) is a superbly constructed antenna with its own Balun incorporated in the centre insulator with an SO239 connector. Separate elements of multi-stranded heavy duty copper wire are used for 80-40-15 and 20-10 Metres. Really one up on its competitors. £49.50 inc. VAT

Thanet Electronics

143 Reculver Road, Bellings, Herne Bay, Kent. Telephone (02273) 63859

Agents (phone first - all evening weekends only, except Scotland)
 Scotland - Jack GMB GEC 031 657-2430 (daytime)
 031 665-2420 (evenings)
 Midlands - Tony G8AVH 021 329-2305

Wales - Tony GW3 FKO 0874 2772 or 0874 3992
 North West - Gordon G3LEO Knutsford (0565) 40-40
 ansaphone available

SMC SERVICE

Free Finance on many items. Two-year guarantee on Yaesu. Free Securicor on major Yaesu items. Access and Barclaycard over the telephone. Biggest Branch, Agent and Dealer network. Ably staffed, courteous, Service Department. "B Service" Securicor contract at £3.90!! Biggest stocks of amateur equipment in UK. Twenty-four years of professional experience.

FREE FINANCE

On regular priced items from: Yaesu, Ascot SMCHS, CDE, HyGain, Channel Master, Hansen, SMC, MFJ, KLM, Mirage and Hy Mound, on invoices over £100 SMC offers Free Finance! How is it done? Simple, pay 20%, split the balance equally over 6 months or pay 50% down and split the balance over a year. You pay no more than the cash price!!

YAESU MUSEN

SMC are proud to be UK agents for Yaesu Musen the brand leader in Amateur Radio. Their exclusive concentration on communications equipment – The most diverse product line and a reputation for continuous innovation are your assurances that SMC and Yaesu can provide equipment to exactly fit your needs and you will be at the forefront of today's high technology.

GUARANTEE

Yaesu's *own* warranty does not extend outside Japan. Repairs are the responsibility of the UK dealer selling the set. SMC's two-year guarantee is backed, as UK distributors, by daily contact with the factory and many tens of thousands of pounds of spares and test equipment. Avoid hawkers offering sets without serial numbers, spares, service or advice back-up.



FT ONE £1295 (inc. VAT)

COVERAGE

RX; 150 KHz-30 MHz. Continuous general coverage.
TX; 160-10m (9 bands). 1.5-30 MHz commercial version is available.

MODES

All modes: AM, CW, FM*, FSK, LSB, USB.
Tx and Rx on opposite sidebands possible.

FREQUENCY SELECTION

No bandswitch. Multiple methods of frequency setting. Main dial; "velvet smooth" 10 Hz resolution, 3 speeds; Set MHz, KHz/R – Normal, KHz/R – Fine, Controls RIT or offset (synthesised clarifier). Inbuilt Keypad; direct digital entry to 100 Hz, Fast/slow, up/down tuning, Scanning manual or auto mode.

RECEIVER

Receiver dynamic range up to 100 dB. Pair of low noise power transistors in RF. Ring mixer with LO injection at 10 dBm. Advanced variable threshold noise blanker. AGC: slow-fast-off. Squelch control. Variable RF attenuator and RF gain circuits. SSB; Variable bandwidth and IF shift. 3 CW and 2 FSK bandwidth positions. 300 Hz*, 600 Hz*, 2,400 → 300 Hz, 6 KHz*, 12 KHz*.

TRANSMITTER

100w RF, (50% duty FSK) all solid state. No preselector, no "plate" tune, no loading controls. Mains and 12V DC. Power supply built in. CW change over delay adjustable through to *full break in*. Electronic keyer option. Drive level control. Front panel adjustable VOX. Signal monitor feature. RF processor, compression control concentric with mic gain. Auto mic gain, reduces extraneous off mic noises.

MEMORY

Two memory banks (A + B) each with 10 slots. Simplex or Semi duplex A, B, RxA/TxB, TxA/RxB. ANY frequency storable. ANY TX-RX split within coverage. RIT offset stored together with memory channel.

METERING

Two large moving coil meters (+3 digitals and 12 leds). R.H. (Rx-TX); 'S' (1-9, + 20, + 40, + 60 dB) and ALC level. L.H. switched; Ic (20A), Va, Discriminator (FMzero), Compression (0-25 dB), Forward, Reflected. Digital readout to 100 Hz. Analogue markings for "feel". Dedicated digital readout of RIT offset to ±9.9 KHz. Digital readout of memory channel number recalled. LED's; Processor, Noise blanker, Auto mic gain, Monitor, Peak – Notch filter, Scan, Transceive, TX – RX Clarify, Dial Lock, Tx Disabled.

*Options

FT207R

£169.00 buys you a 2.5 watt Yaesu FT207R or a 1.5 watt IC2F synthesised handheld transceiver. The FT207R steps in 12½ KHz (Not 10 KHz with added "5 up" switch) it scans for occupied or empty channels (no scanning) it has 4 channels of memory (none) and "auto revert" priority mode (none), programmable and ± 600 KHz splits (±600 KHz only), one could go on - but we would probably not have any FT207R's left by the time you read this!!

FT720

A unique modular VHF/UHF FM transceiver system at a remarkable price. Take a tiny FT720R control head for £115.00. Plug in a 720R' 2m ('V 10w £130.00, 'VH 25w £140.00) or 70cm ('U 10w £150.00) RF deck or operate it remotely with a 200cm or 400cm (E72S £15.00 or E72L £20.00) extension cable. Better still, buy a switching box (S72 £55.00) to enable control of a 2m and a 70cms deck from one control head, for the neatest installation around.



FT208R
£209.00
2.5w, 2m
12.5/25 KHz
Synthesised

FT708R
£219.00
1w, 70cms
25 KHz
Synthesised



FRG7700 £329

0.15-30 MHz General Coverage Receiver AM/SSB/CW/FM (Memory Version £409).

Matching: Antenna tuner, filters, six VHF converters, active antenna!!!



★FT902D £800
★FT902DE £790

FT902DM £885

10-160m. SSB, CW, AM, FM, Deluxe digital, Keyer, fan, variable bandwidth etc.

9
0
2

FTV901R Transverter Frame, 3 band £195
FV901DM Digital VFO, 40 mem. Scan £260
YO901P Monitor scope/Panadaptor £330
FC902 Antenna tuner unit £135
SP901 Speaker (Patch version £55) £31



FT707 £569

10-80m. 100w PEP. SSB, AM, CW, Variable IF bandwidth, Digital (10w model £485).

7
0
7

FP707 Mains P.S.U. (20A) £125
FC707 Antenna tuner £85
FV707DM Digital VFO 6 Mem £203
FTV707R Transvertor Frame, £90
50TV 50MHz £70, 70TV 70MHz £80.
144TV 144MHz £100, 430TV 432MHz £185.



FT209R £249

2m, synthesised. 25 + 12½ KHz steps FM, 1 KHz + 100 Hz steps SSB. 2½W PEP.

Matching: Mobile bracket, 10W linear Amplifier, charger, carrying case available.



FT480R £379

2m Synthesised, 25 12½, 1 KHz steps FM, 1 KHz, 100, 10 Hz steps SSB. 10W PEP.



FT107M £725

10-160m. 100w PEP, SSB, AM, CW, Variable IF, Deluxe all solid state. (DMS version £799).

1
0
7

FP107E Mains PSU External £113
FP107 Mains PSU Internal £102
FTV107 Transvertor frame 2 band £119
FV107 External VFO £98
FC107 Antenna Tuner £112

PRICES INCLUDE VAT @ 15%

FREE SECURICOR DELIVERY

2 YEAR IMPORTER WARRANTY



SOUTH MIDLANDS COMMUNICATIONS LIMITED

S. M. HOUSE, OSBORNE ROAD, TOTTON, SOUTHAMPTON, SO4 4DN, ENGLAND

Tel: Totton (0703) 867333, Telex: 477351 SMCMM G, Telegram: "Aerial" Southampton

GRIMSBY
S.M.C. (Humberside)
247A Freeman St.,
Grimsby, Lincolnshire.
Grimsby (0472) 59388

STOKE-ON-TRENT
S.M.C. (Stoke)
76 High Street,
Talkie Pits, Stoke,
Kidsgrove (07816) 72644

LEEDS S.M.C. (Leeds)
257 Otley Road,
Leeds 16, Yorkshire.
Leeds (0532) 782326
9-5.30 Monday-Saturday

CHESTERFIELD
S.M.C. (Jack Tweedy) LTD, 102 High
Street, New Whittington, Chesterfield.
Chesterfield (0246) 453340
9-5 Tuesday-Saturday

WOODHALL SPA
SMC (Jack Tweedy) Ltd.,
Business transferred to:
S.M.C. (Humberside),
Grimsby (0472) 59388.

Bangor
Tandragee
Edinburgh

John
Mervyn
Jack

G13KDR
G13WVY
GM8GEC

(0247) 55162
(0762) 840656
(031665) 2420

Stourbridge
Redcar

SMC AGENTS
Brian
Simon

GZUL
G4EQS

(03843) 5917
(0642) 480808

Buckley
Neath
Jersey

Howarth
John
Geoff

GW3TMP
GW4FOI
GJ4ICD

(0244) 549563
(0639) 55114/2942
(0534) 26788

SOTA'S LINE OF LINEAR AMFILERS

Model No. SCL 144/30 £50 + VAT
RF drive 2/3 Watts RF output 20/30 watts
Receiver pre amp independently controllable.

Model No. SCL 144/40 £60 + VAT
RF drive 10 watts RF output 40 watts
Receiver pre amp independently controllable.

Model No. SCL 144 £80 + VAT
RF input 10 watts RF output 100 watts
Receiver pre amp not applicable.

Model No. SCL 144P £100 + VAT
RF input 10 watts RF output 100 watts
Receiver pre amp independently controllable.

All linear amps have straight through facility.

All the above Models are designed for a nominal 12 volt supply. If AC mains operation is required, please see our Model SCL 144/PS as featured on page 26 of the February issue of Practical Wireless.

Sota Communication System also manufacture Receiver pre amps for 28 MHz and 144 MHz these being two versions one which operates as pre amp for installation internally in Transceivers and the other version which has an RF switching facility and is mounted in a neat aluminium case.

The above specifications are a brief outline to our Product Range please send an S E A or telephone for further information.

Trade and export enquiries welcome. We are Northern Representative for "VHF Communications" Magazines & Kits. Telephone credit card orders taken. Carriage or postage on all equipment.

Please allow 10 days for delivery

Sota Communication Systems Ltd.

22-26 Childwall Lane, Bowring Park, Liverpool L14 6TX, England
Tel. 051-480 5770 Telex: 628702 SOTA G
Hours 9am-6pm Monday to Friday. 9am-1pm Saturday
Radio Consultants, Suppliers and Manufacturers

BARCLAYCARD

AMERICAN EXPRESS

ACCESS

MORSE TUTOR

The uniquely effective method of improving and maintaining Morse Code proficiency. Effectiveness proven by thousands of users world-wide.

- ★ Practise anywhere, anytime at your convenience.
- ★ Generates a random stream of perfect Morse in five character groups.
- ★ D70's unique "DELAY" control allows you to learn each character with its correct high speed sound. Start with a long delay between each character and as you improve reduce the delay. The speed within each character always remains as set on the independent "SPEED" control.
- ★ Features: long life battery operation, compact size, built-in loudspeaker plus personal earpiece.



ACTIVE RECEIVING ANTENNAS

Datong active antennas are ideal for modern broadband communications receivers - especially where space is limited.

- ★ highly sensitive (comparable to full-size dipoles).
- ★ Broadband coverage (below 200 kHz to over 30 MHz).
- ★ needs no tuning, matching or other adjustments.
- ★ two versions AD270 for indoor mounting or AD370 (illustrated) for outdoor use.
- ★ very compact, only 3 metres overall length.
- ★ professional performance standards.



Price **£49.45**

Prices: Model AD270 (indoor use only) **£42.55**
Model AD370 (for outdoor use) **£56.35**
Both prices include mains power unit.

VERY LOW FREQUENCY CONVERTER

If your communications receiver gives poor results below 500 kHz Model VLF is the answer.

- ★ Connects between antenna and receiver input.
- ★ Converts signals between DC and 500 kHz to the range 28 to 28.5 MHz with low noise and high sensitivity.
- ★ Crystal controlled for high stability.
- ★ Quality construction in diecast aluminium box (size 112 x 62 x 31mm), SO239 connectors, LED indicator, in/out switch.
- ★ Operates from internal 9 volt battery or external supply (5-15 volts DC).

Price: only **£25.30**

Our full catalogue plus further details of any product are available free on request.
All prices include VAT and postage and packing.
Goods normally despatched within 3 days subject to availability.

**DATONG
ELECTRONICS
LIMITED**

Spence Mills, Mill Lane,
Bramley, Leeds LS13 3HE
England.
Tel: (0532) 552461

PCB's FOR PW PROJECTS

We supply all the boards for the PW projects from 1978 + some from before. Here is just some of the most popular and current projects.

WRO68	AF Speech Processor	£2.68
WRO67	Wideband RF Pre Amp	£1.05
WRO 73	Nimbus Transceiver	£5.50
WAD 634	Beginners 2m Convert or	£1.38
WAD 927	SWR Warning Indicator	£1.40
WR 121	HF Converter	£2.40
WR 103	70/cm 2 Meter Converter	£3.70
WR 140		
WR 141	3-Band Short Wave	£5.40
WR142	Converter	per set
WR 131	Audible Field Strength Meter	£2.50

We also supply kits for the most popular boards. Everything we have in stock has a 24 hour turnover.

We are agents for R. S. Components and stockists of VARELCO products. Please 'phone for a quote.

For full list of boards send a 10 x 8 envelope and stamp.

C Bowes Electronics
28 Stockport Road,
Cheadle,
SK8 2EA.




ONLY

Step-by-step fully illustrated assembly and fitting instructions are included together with circuit descriptions. Highest quality components are used throughout.

Sparkrite

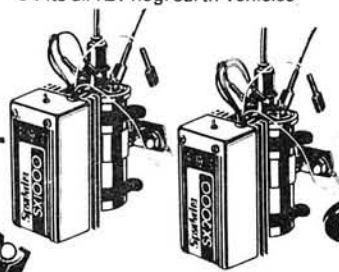
BRANDEADING ELECTRONICS

NOW AVAILABLE IN KIT FORM




SX1000 Electronic Ignition

- Inductive Discharge
- Extended coil energy storage circuit
- Contact breaker driven
- Three position changeover switch
- Over 65 components to assemble
- Patented clip-to-coil fitting
- Fits all 12v neg. earth vehicles




SX2000 Electronic Ignition

- The brandleading system on the market today
- Unique Reactive Discharge
- Combined Inductive and Capacitive Discharge
- Contact breaker driven
- Three position changeover switch
- Over 130 components to assemble
- Patented clip-to-coil fitting
- Fits all 12v neg. earth vehicles



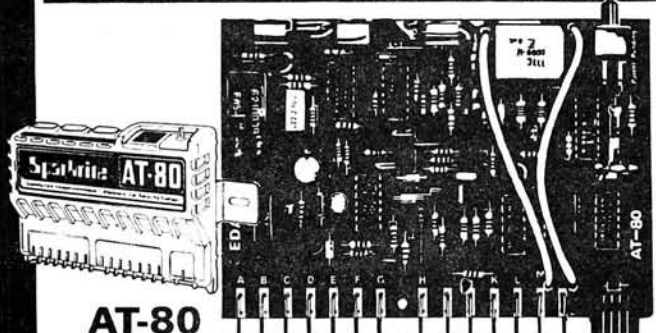
MAGIDICE Electronic Dice

- Not an auto item but great fun for the family
- Total random selection
- Triggered by waving of hand over dice
- Bleeps and flashes during a 4 second tumble sequence
- Throw displayed for 10 seconds
- Auto display of last throw 1 second in 5
- Muting and Off switch on base
- Hours of continuous use from PP7 battery
- Over 100 components to assemble



TX2002 Electronic Ignition

- The ultimate system • Switchable contactless. • Three position switch with Auxiliary back-up inductive circuit.
- Reactive Discharge. Combined capacitive and inductive. • Extended coil energy storage circuit. • Magnetic contactless distributor triggerhead. • Distributor triggerhead adaptors included.
- Can also be triggered by existing contact breakers.
- Die cast waterproof case with clip-to-coil fitting • Fits majority of 4 and 6 cylinder 12v neg. earth vehicles.
- Over 150 components to assemble




AT-80 Electronic Car Security System

- Arms doors, boot, bonnet and has security loop to protect fog/spot lamps, radio/tape, CB equipment
- Programmable personal code entry system
- Armed and disarmed from outside vehicle using a special magnetic key fob against a windscreen sensor pad adhered to the inside of the screen • Fits all 12V neg earth vehicles
- Over 250 components to assemble

VOYAGER Car Drive Computer

- A most sophisticated accessory. • Utilises a single chip mask programmed microprocessor incorporating a unique programme designed by EDA Sparkrite Ltd. • Affords 12 functions centred on Fuel, Speed, Distance and Time. • Visual and Audible alarms warning of Excess Speed, Frost/Ice, Lights-left-on. • Facility to operate LOG and TRIP functions independently or synchronously.
- Large 10mm high 400ft-L fluorescent display with auto intensity. • Unique speed and fuel transducers giving a programmed accuracy of + or - 1%. • Large LOG & TRIP memories. 2,000 miles. 180 gallons. 100 hours. • Full Imperial and Metric calibrations. • Over 300 components to assemble. A real challenge for the electronics enthusiasts!



All EDA-SPARKRITE products and designs are fully covered by one or more World Patents.

EDA SPARKRITE LIMITED 82 Bath Street, Walsall, West Midlands, WS1 3DE England. Tel: (0922) 614791/

	SELF ASSEMBLY KIT	READY BUILT UNITS
SX 1000	£12.95	£25.90
SX 2000	£19.95	£39.90
TX 2002	£29.95	£59.90
AT. 80	£29.95	£59.90
VOYAGER	£59.95	£119.90
MAGIDICE	£9.95	£19.90

PRICES INC. VAT. POSTAGE & PACKING

Please allow 28 days for delivery

NAME _____ PW/7/82

ADDRESS _____

I ENCLOSE CHEQUE(S)/POSTAL ORDERS FOR

£ _____ KIT REF. _____

CHEQUE NO. _____
 24hr. Answerphone
 PHONE YOUR ORDER WITH ACCESS/BARCLAYCARD
 SEND ONLY SAE IF BROCHURE IS REQUIRED

BRANDEADING BRITISH ELECTRONICS

CUT OUT THE COUPON NOW!

GAREX (G3ZV1)

RESISTOR KITS a top-selling line for many years. E12 series, 5% carbon film, 10Ω to 1M, 61 values, general purpose ratings 1/4W or 1/2W (state which).

Starter pack 5 each value (305 pieces) **£3.10**
 Standard pack 10 each value (610 pieces) **£5.55**
 Mixed pack, 5 each 1/4W + 1/2W (610 pieces) **£5.55**
 Giant pack, 25 each value (1525 pieces) **£13.60**

SR-9 top-selling monitor: 2m FM with 144-146MHz full coverage VFO + 11 xtal controlled channels; ideal for fixed, /M, /P use. 12V DC operation **£47.50**

Marine band SR-9, 156-162MHz, same spec. and price.

CRYSTALS FOR NR-56, SR-9, SR-11, HF-12, TM-56B All 2m channels from 0 (145.00) to 33 (145.825 incl. also 144.80, 144.825, 144.85 Raynet at **£2.46** (+20p post per order). Over 40 popular marine channels at **£2.85** (+20p post).

NICAD RECHARGEABLES physically as dry cell: AA(U7) **£1.30**; C(U11) **£3.35**; PP3 **£5.55**. Any 5+: less 10%, any 10+: less 20%.

CRYSTAL FILTER 10.7MHz, 12½kHz spacing, ITT 901C **£6.90**

HT TRANSFORMER multi-tap pri.; 5 secs.: 35v 200mA, 115v 150mA, 50v 500mA, 150v 300mA, 220v 300mA **£5.50**

PYE CAMBRIDGE SPARES (our speciality, see full list). Ex. equip., fully guaranteed. Rx RF board 68-88MHz **£5.95**, 10.7MHz I.F. **£3.65**. 2nd mixer 10.7MHz to 455kHz **£3.45**, 455kHz block filter 12½kHz **£9.40**, ditto 25kHz **£3.45**, 455kHz AM I.F. **£3.65**. Audio bd. **£1.95**, and many more. Vanguard & Westminster spares also.

GAREX FM DETECTOR & squelch conversion for Pye R/T equipment. Ready assembled, full instructions. Tailor-made, easy-fit design, replaces existing squelch board, with minimum of modifications. For AM Cambridge **£5.95**; for Vanguard AM25B (Valve RX) **£5.75**; for Transistor Vanguard AM25T **£6.60**

SX200-N THE ULTIMATE SCANNER



- ★ MICROPROCESSOR CONTROLLED 32,000 CHANNELS
- ★ AM & FM ALL BANDS
- ★ WIDER COVERAGE: 26-58, 58-88, 108-180, 380-514MHz; includes 10m, 4m, 2m, & 70cm Amateur bands.
- ★ 5kHz & 12½kHz FREQUENCY INCREMENTS
- ★ 16 MEMORY CHANNELS WITH DIRECT ACCESS
- ★ SPECIALLY DESIGNED FOR EUROPEAN MARKET
- ★ 2 SPEED SCAN SCAN DELAY CONTROL
- ★ 2 SPEED SEARCH UP AND DOWN
- ★ SEARCH BETWEEN PRESET LIMITS UP AND DOWN
- ★ 3 SQUELCH MODES inc. CARRIER & AUDIO
- ★ RELAY OUTPUT FOR Aux. CONTROL
- ★ EXTERNAL SPEAKER & TAPE OUTPUTS
- ★ LARGE GREEN DIGITRON DISPLAY BRIGHT/DIM
- ★ AM-PM CLOCK DISPLAY
- ★ 12V DC, 230V AC OPERATION
- ★ FACTORY-BACKED SPARES & SERVICE, 12 MONTH WARRANTY & THE ALL-IMPORTANT PRE-DELIVERY CHECK BY GAREX, THE MAIN SERVICE & SALES AGENTS.

£264.50 INC. VAT Delivered

MAIN DISTRIBUTOR OF REVCO AERIALS & SPECIAL PRODUCTS (trade enquiries welcome)

PRICES INCLUDE UK POST & PACKING & 15% VAT.



GAREX ELECTRONICS

7 NORVIC ROAD, MARSWORTH, TRING, HERTS HP23 4LS.
 Phone 0296 668684. Callers by appointment only.

Goods normally despatched by return



SLIMLINE TELESCOPIC MAST

The SM30, a purpose designed telescopic tiltover mast with a slim unobtrusive silhouette, structured for single winch operation and either wall or post mounting. Extending from about 15ft up to 31 ft it lowers down to about 3ft for easy access. It can be self supporting with many small or medium sized aerials or guyed for larger HF or VHF types.

NOTE THESE FEATURES

- SLIM UNOBTUSIVE SILHOUETTE
- TELESCOPIC AND TILT OVER FOR EASY ACCESS
- WALL OR POST MOUNTING SELF SUPPORTING
- SIMPLE ONE WINCH OPERATION
- SAFETY UP LATCH TO RELIEVE CABLE
- HOT DIP GALVANIZED FOR PROTECTION
- ENGINEERED TO B.S.I. STANDARDS
- OPTIONAL ROTOR HEAD UNITS (extra)

THE ALTRON TM20

20ft low cost tilt over mast.

Competitively priced, specially designed unit for amateur, TV, CB or PMR aerials.

- LIGHT, STRONG TUBULAR STRUCTURE
- SELF SUPPORTING WITH AERIALS UP TO 1 SQ FT AREA
- GALVANISED FOR RUST PROTECTION
- ALUMINIUM TOP SECTION 2" DIA
- HINGED BASE FOR TILT OVER, ALLOWS EASY ACCESS
- ENGINEERED TO B.S.I. STANDARDS
- EASILY TRANSPORTABLE (just unbolt)
- ALUMINIUM VERSION AVAILABLE

TAKE THE STRAIN OUT OF AERIAL RIGGING, GIVE YOUR SIGNALS A HEAD START WITH ALTRON MASTS.

Prices include VAT and UK carriage, C.W.O.
 SM30 PM (post mounting) **£225.00**, SM30 WM (wall mounting) **£215.50**. Optional RT1 reducer tube 12" **£11.50**. RH1 Rotor Head **£28.50**. TM20 (standard) **£98.95**. TM20A (aluminium) **£138.50**.

WE DESIGN, WE MAKE, WE SUPPLY DIRECT. You get the best value and service. - Save £££s.

WE ARE THE ONLY MANUFACTURERS OF ALTRON MASTS - NON IMITATUS INFERIUM!! Send S.A.E. for more details of these and other Altron Products or phone. Callers welcome. Wind loads based on CP3 PT2, special applications undertaken. Open Mon-Fri 9 am-5 pm. Sat. 9 am-12.45 pm.



Telephone: 01-680 2995
 01-681 6734

Allweld Engineering
 FACTORY 6, 232 SELSDON ROAD
 SOUTH CROYDON, SURREY CR2 6PL

Allow 14 days for delivery.

Auto Marine



Your Official Yaesu dealer in Greater Manchester for the North West. Our premises are situated about 1km from Bolton town centre adjoining the main Bolton to Manchester road, where there are excellent on-street parking facilities.

We are five minutes walk from Trinity Railway Station and adjacent to bus stops for the Nos. 8, 28, 29, 542, 543 buses. Credit Card and Hire Purchase facilities with written quotes on request. S.A.E. for our catalogue and price list or phone for an individual quote. Special package deal for new licensees setting up station.



AUTO MARINE DEVELOPMENT COMPANY
 60 ORLANDO STREET,
 BOLTON
 Phone (0204) 21059



LOOK! LOOK! LOOK!

Due to popular demand, we have decided to continue manufacturing Frequency Display Units, for the FRG7, the SSR 1 Century 21 & SRX 30 Receivers.

Price **£44.77p** inc. of VAT postage & packing.

NEW PRODUCT. CB CB CB

The PERSUADER SPEECH PROCESSOR at **£38.18p** inc. VAT postage and packing.

Goods despatched within 14 days.

S.A.E. For further information to:

BROOKES ELECTRONICS LTD.,
 2A, Leicester Street, Norwich NR2 2AS.

Tel: 0603 24573

C.W.O. VISA AND ACCESS

WATERS & STANTON ELECTRONICS

18/20 MAIN ROAD, HOCKLEY, ESSEX. TEL (0702) 206835

★ CALL IN AT OUR SUPER STORE
LARGEST STOCKS IN SOUTH EAST

★ TELEPHONE YOUR CREDIT CARD NO.
SAME DAY DESPATCH

★ SEND CHEQUE OR P.O.
BY RETURN DESPATCH

PART EXCHANGE WELCOME. FULLY EQUIPPED SERVICE DEPT

SHORT WAVE RECEIVERS – WE STOCK THE LOT!



£235 If you're a beginner just starting out in radio you'll be delighted with the performance that the R600 offers you. Considering the electronics that are packed into this receiver, the price is remarkably low. A few years ago this performance would have cost you twice as much. Full digital readout and really simple tuning in of SSB signals makes this one of the few top receivers that the beginner should consider. With all the gloom and doom one hears about in the news these days, why not put a pair of headphones on your head, plug them into the R600 and whisk yourself away into the wonderful world of wireless. Signals from the Australian outback or the flying doctor, radio amateur expeditions on some remote Pacific island, signals from Russian amateurs or young American novices, the latest World news even before the BBC reports it, aircraft over the Atlantic, shipping distress frequencies; all this and much more is possible on this little receiver. So don't delay any further, send today for full details and introduce yourself to an exciting new hobby.

Sony are well known for the innovations and the new ICF2001 is no exception. This receiver covers the full spectrum from 200kHz to 30MHz plus the FM broadcast band. The clear LCD display gives precise frequency readout to 1kHz and the set has six memories for storing popular frequencies. Its diminutive size and complete portability means you can take it anywhere. Powered from internal dry cells it is just as happy on an executive desk as it is in the radio shack. The telescopic aerial gives very creditable performance together with built in aerial tuner. Plug in the external aerial and the World is at your finger tips. It handles both SSB and AM signals and with excellent FM reception can equally double as a domestic receiver. The dual speed electronic tuning and fine tune vernier control make this set a remarkable package at a price that is quite amazing. As the only officially appointed amateur radio Sony dealer in the UK we can give you the kind of after sales service that has made us second to none.

£149



£319 The FRG7700 is for the advanced listener or for the enthusiast who demands the best in short wave reception. The receiver covers the complete spectrum 200kHz to 30MHz with a highly accurate digital display. The receiver offers excellent sensitivity and selectivity and has separate detectors for AM, FM and SSB, plus switched bandwidth on AM. Other controls include automatic gain control, noise blanker, attenuator, squelch, rf gain control and clock with timer. There is also facilities for fitting an optional 12 channel memory unit. The receiver runs from 230v AC mains or 12v DC and there is an optional aerial tuner to go with it. And if you are interested in VHF, there is a complete range of specially designed converters to go with the receiver that covers the amateur, aircraft and marine bands, etc. Why not send today for our coloured brochure and get to know more about what the FRG7700 has to offer.

--- AND REMEMBER --- EVERY RECEIVER WE SELL IS BENCH TESTED TO SPECIFICATION
SO DON'T TAKE RISKS --- COME TO SPECIALISTS --- WHERE SATISFACTION COUNTS

LEARNING MORSE?
... HERE'S A SPECIAL OFFER



We've put together a complete package for anyone wanting to learn Morse. It's based around the now famous Datong electronic Morse tutor that we recommend as the best on the market. Add to this our special top grade Morse key that plugs straight into the Datong D70 for sending practice plus our free copy of the RSGB Morse code manual and you have a real bargain. Price **£59.95 (p&p £1.50)**.

GLOBAL AT1000 ATU



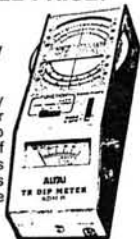
£32 p&p £1.75

The Global AT1000 is the answer to top class reception. It's designed to perfectly match the aerial to any short wave receiver. We recommend this an accessory you should not be without.

A NEW DIP METER ...
... AT AN UNBEATABLE PRICE!

£49 inc. delivery

Here's a brand new Dip meter at a very competitive price. You won't find better value anywhere. Covering 1.8MHz to 250MHz it performs a host of measurements and will also function as a wavemeter which of course is required by the amateur radio licence regulations.



FDK

**M750E TRANSCEIVER
2M FM-SSB-CW**

- ★ 1/10 Watts
- ★ All modes
- ★ Digital readout
- ★ 144-146MHz
- ★ Tone burst
- ★ RF gain control
- ★ Dual VFO
- ★ Up/down Mic
- ★ Hardware kit

£289 (carriage free)
SAE FOR COLOUR LEAFLET



FDK

**M700EX TRANSCEIVER
2M FM 25 WATTS**

- ★ Synthesized
- ★ 25 & 121 KHz steps
- ★ Priority scanning
- ★ Variable power
- ★ Digital display
- ★ Tone burst
- ★ Reverse repeater
- ★ Fully protected
- ★ Hardware kit

£199 (carriage free)
SAE FOR COLOUR LEAFLET

**THE COMPLETE ELECTRONICS CENTRE
FOR AMATEUR RADIO – CB – HI-FI – VIDEO E&OE**

Prices correct at time of going to press.

18-20 MAIN ROAD, HOCKLEY, ESSEX.

Open Mon-Sat 9-5.30 E.C. Wed. 1.0 pm.

FASTEST MAIL ORDER SERVICE IN THE BUSINESS!



TIME STEP ELECTRONICS LTD

FRG7 OWNERS ARE GOING - DIGITAL AND SIDEWAYS

And you can join them by fitting our CUSTOM DESIGNED DFC7 digital frequency counter. The DFC7 is specifically intended for use with the FRG7 and gives a rock steady unambiguous readout on all bands. The counter uses up to date microchip circuitry and has two crystal controlled oscillators for spot on accuracy. Signal frequency is computed from the receiver oscillator and is displayed on a bright green fluorescent read-out. Connection to the FRG7 is very simple. It is not necessary to drill any holes and only one wire has to be connected to a well marked test point on the FRG7 P.C. board. The DFC7 is supplied as a complete kit using high quality components and ready drilled fibreglass P.C. board, or as a complete and tested module.

SRX30. The DFC7 can also be used with the LOWE SRX30. Please mark your order DFC7/30.

Kit Price £14.95 Tested Module £19.95 P&P £2.00 (VAT inc.)

With our new FM7 adaptor module, you will be able to receive sideways modulation (F.M. as it is otherwise known). Our superb state of art F.M. detector uses the very latest 3359 chip from Motorola, and has a built in I.F. filter and a variable squelch control for noise free monitoring. Although specially designed with the FRG7 in mind, it will happily work with other receivers or transceivers with a 455kHz I.F. amplifier. The FM7 will add a whole new dimension to your listening activities. You will of course be able to follow legal C.B. contacts but you will also hear the exciting D.X. being worked by amateurs on 10 metre F.M. Used in conjunction with our DFC7 counter, you can accurately tune to a specific C.B. or amateur channel and so be sure that you will not miss whatever goes on.

Kit Price £9.95 Tested Module £14.95 P&P £1.00 (VAT inc.)

For F.M. reception on receivers with any I.F. up to 50MHz., the FM 42 is the answer to all your problems. Please state frequency required when ordering.

Kit Price £14.00 Tested Module £19.00 P&P £1.00 (VAT inc.)

DFC4

Our well known general purpose counter DFC4 is still available. This unit when used with receivers employing most common I.F.'s, gives a readout with crystal controlled accuracy on LW, MW and VHF when connected to the oscillator circuit. The processor chip is programmed to allow for the receiver I.F. offset and so the counter automatically calculates and displays the receiving frequency. Various I.F. frequencies may be programmed, including 10.7MHz, 455kHz and 470kHz.

Kit Price £12.50 P&P £2.00 (VAT inc.)

STILL AVAILABLE

COUNTER CASES

A smart dark grey case is available which neatly houses any of the above counters including the power supply. Ready drilled and punched. Price £4.95 P&P £1.25 (VAT inc.)

120W LINEAR

LINEAR AMPLIFIER. 250 Watt D.C. input. A pair of our 2N6456 transistors, (see list below) can be used to build a linear amplifier with a 120 Watt output from 1.5MHz to 30MHz. Only £5 each or £9.50 the pair (VAT inc.)

70cms P.A.

433MHz POWER MODULE. This very neat power module is only 52 x 20 x 15mm in size. When run off a 13.8 volt power supply, 50mW of input will produce 5 Watts output. Only £7.25 P&P 75p (VAT inc.)

Type	mHz	P.outW.	P.inW.	Volts	Price
2N6456	30	60	1.25	13.8	£5.00
BLX69AA	145	25	2.0	13.8	£3.75
BLX66AA	433	20	8.0	13.8	£3.75

TRANSISTOR BARGAINS

Type	mHz	P.outW.	P.inW.	Volts	Price
TRWMX	433	14	0.25	13.8	£13.50
BLW60	145	50	10	13.8	£5.25
Not 35K88 but BF981. Better 2m noise figure 0.6db £1.40					
ZTX501 Gen. Purpose PNP 0.5A. 20 for £1.25 (inc P&P)					

Send 35p for further details and specifications of any of the above modules or components
Timestep Electronics Ltd., Egremont Street, Glemsford, Sudbury, Suffolk.

Amazing LCD Multimeter Price Breakthrough!



HC601 FULLY GUARANTEED
 3½ DIGIT MULTIMETER WITH
 PUSHBUTTON SELECTOR
 INPUT IMPEDANCE 10MΩ

ONLY £34.50
 (+ P&P, ins. and VAT)
 INCLUDES BATTERY,
 LEADS AND INSTRUCTIONS

OVERLOAD
 PROTECTED
 LOW BATTERY
 INDICATOR
 DC Volt accuracy 0.6%
 AUTO POLARITY

Weight 14oz (inc. battery)
 Size 170mm x 90mm x 38mm
 Ranges:

DC Volts 200mV - 1000V
 (100µV Resolution)
 AC Volts 200mV - 750V
 (100µV Resolution)

DC Current 200µA - 2A
 (0.1µA Resolution)
 AC Current 200µA - 2A
 (0.1µA Resolution)
 Resistance 200Ω - 20MΩ
 (0.1Ω Resolution)

Unbreakable plastic case with latest technology LSI circuitry.
 WHY PAY OVER £100 FOR A COMPARABLE MULTIMETER?

CRICKLEWOOD ELECTRONICS LTD.

40 CRICKLEWOOD BROADWAY, LONDON NW2 3ET. TEL: 01-452 0161
 We stock probably a larger range of semiconductors & components than any other
 shop in the U.K. Please send large SAE for our current lists.
 Please allow 7-10 days for delivery

Please send to:

Name

Address

..... Quantity HC601 Multimeters at £34.50

+90p Post, Packing and Insurance per Meter

+15% VAT

I enclose cheque for £.....

Alternatively please debit my Access, Barclaycard, Visa,
 American Express Card Number.....

Signed.....

You may also phone 01-452 0161 with your credit card order.

UHF RECEIVER Type R278 covers 225 to 400Mc/s in steps of 100Kc any 11 frequencies can be selected by means of rot swt on front panel, for use on 230v mains provides AF O/P of 3 watts 600 ohms. Uses some 38 crystals to cover full range no ext crystal required, 19" rack mt unit about 50Kg. Supplied tested with circ & book. Price £115.

COMMUNICATIONS RX made by Murphy for R.N. general purpose Rx covers 60/560Kc two bands & 1.5/30Mc/s in three bands as 13 min valves inc 2x RF, 3x IF, BFO, Xtal Cal, Var Selectivity, AVC, N.L. in case size 13" x 14" x 14" note these Rx req ext power at 250v DC 100Ma, 150v Stab & 6.3 AC at 4 amps. Supplied tested with circ & book. Price £115.

Also available for callers; in poor condition at £25.

H. F. TRANSMITTER AMP. Freq. 2.8 to 18Mc/s in two bands rated for 100 watts min o/p, reqs ext supplies of 300 & 600v DC needs RF drive 2v RMS from 70 ohms at fund freq. Uses valves 6CH6, 5B255, & 2x 4X150 in P.A. as int 24v blower. These are normally tuned remotely but can be manually tuned from front panel, in case size 8" x 8" x 13" about 8Kg, RF O/P to match into 70 ohm with circ & book. Price £37. Also crystal osc to suit above £3.

TUNING ASS From above TX Amp comprises 3x Roller Coaster coils with band swt relays, padder & trim conds etc all on die cast chassis new cond with circ. Price £12.50.

ROLLER COASTER COILS ex ATUs nom 2/18Mc/s coil 36 trs on 2" ceramic former 5½" long overhaul size 6½ x 3 x 3" silver plated wire carbon brush. Price £9.50.

CRYSTAL OVENS for use on 24v DC fitted thermostat approx. size 4 x 4 x 2" fitted 12 type HC6/u crystal holders can be removed. Price £2.50 or 2 for £4.50.

SPARE VALVE SETS all CV types as follows. 6BA6x5, 6BE6x2, EF91x4, EB91x3, EL91 total 15. Price £10.

AIRCRAFT ADF Equipment comprises R1937 Rx 150Kc to 1500 Kc 3 bands, Rx Control box, Loop Ae ass with motor drive unit, 360° bearing Ind, Ae Amp unit, Junction box. This can be used as normal Rx or ADF to give bearings on stations in freq range also manual control of loop, reqs 24v DC at 5 amps, some tech info. Price £85.

R4187 Rx & Control Box 24 chan crystal controlled Rx covers 2.8 to 18Mc/s in 3 bands as 16 min valves inc, 2x RF, Dual Conversion, BFO, N.L., etc O/P for 100 ohm power req 24 & 19v DC in case size 15 x 8 x 8" reqs Hc6/u crystals not supplied. With circ & book. Price £35.


BENCH POWER UNIT general purpose unit by Solartron gives 0 to 500v DC at 100M & 6.3v AC at 3 amps, in case size 13 x 13 x 8" with meter to volts or Ma tested with circ. £30

S.T.C. STR.18 Equipment comprises R4187 Rx, T4188 Tx Amp, T4243 C.U.T. 4180 ATU, T4192 Mod & Power unit, T4189 C/Bx provides 24 Tx & Rx channels in freq range 2.8 to 18Mc/s rated for 100 Watts A.M. for use on 24 & 19v DC crystal controlled, with circs no connectors. Price £115.


Above prices include Carr/Postage & VAT. Please allow 14 days for delivery. Goods ex equipment unless stated new, SAE with enquiry or 2 x 15p stamps for list 28.

A. H. SUPPLIES

122, Handsworth Rd., Sheffield S9 4AE. Ph. 444278 (0742).



NEW & FREE FROM GSC



NEW AND FREE FROM GSC.

NEW an exciting range of projects to build on the EXP300 breadboards.

NOW anybody can build electronic projects using "Electronics-by-numbers", its as "Easy as A, B, C with G.S.C!"

FREE project

MUSICAL DOORBELL OF THE 3RD KIND

You've seen the film, now haunt your visitors with the tune!

Each time the doorbell is pushed the eerie tune plays out, then switches off to conserve battery power.

HOW DO YOU MAKE IT.

Our **FREE** project gives you clear "step-by-step" instructions. For example "take Resistor No.1 and plug it into hole numbers B45 and B47".

"Take IC No.1 and plug it into hole numbers E35 to E42 and F35 to F42, (pin 1 on the IC goes into F35)"

"Take. . ." Well! why not "clip-the-coupon" and get your **FREE** step-by-step instruction sheet and your **FREE** 12 projects with each EXP300 bought and your **FREE** catalogue and.

EXPERIMENTOR BREADBOARDS

The largest range of breadboards from GSC. Each hole is identified by a letter/number system. EACH NICKEL-SILVER CONTACT CARRIES A LIFE-TIME GUARANTEE.

All modular construction means that any Experimentor breadboard can be 'snap-locked' together to build breadboards of any size.



EXP325
The 'one-chip' breadboard Takes 8, 14, 16 and up to 22 pin IC's Has 130 contact points including 2 bus bars.



EXP350
The 'beginners' breadboard' For limited period you can have **FREE** 12 'Electronics by Numbers' PROJECTS



The most 'widely-bought' breadboard. Don't miss out on our 'NEW AND FREE' projects They can be built on the EXP300

EXP600
The Hobbyist microprocessor' board
EXP650
The 'one-chip microprocessor' board
EXP4B
'Snaps-on' four extra bus bars

PB6
The ultimate breadboard kit
PB100

NEW AND FREE FROM G.S.C. 24 HOUR SERVICE.

Tel (0799) 21682 with your Access, American Express, Barclaycard number and your order will be put in the post immediately.

TO ORDER JUST CLIP THE COUPON.

Experimentor Breadboards	Unit Price Inc. P & P + 15% VAT	Quantity Required
Exp 325	£ 2.70	
Exp 350	£ 4.48	
Exp 300	£ 7.76	
Exp 600	£ 8.39	
Exp 650	£ 5.00	
Exp 4B	£ 3.50	
PB 6	£11.73	
PB 100	£14.72	

NAME

ADDRESS


I enclose cheque/PO for £

Debit my credit card No.

Expiry date

Please send free catalogue Tick Dept. 6P

GLOBAL SPECIALTIES CORPORATION



GSC Unit 1, Shire Hill Ind. Estate
Saffron Walden, Essex, CB11 3AQ.
Telephone (0799) 21682.
Telex 817477 Dept 6P



E10CL - E18DMB - E18DC - C3IRZ - G4ONV - E19EI

... your Radio System from idea to Reality.

Your nearest AGENT West, Midlands and South for:

YAESU MUSEN: MAIN DEALER

Full Amateur, Commercial & Marine Range
All MPT Approved

MAIN DEALER OF ELECTRA BEARCAT

220FB and 300 stocked

Distributor for: Wescom Commercial, Marine, Amateur, Antennas.

Stockists of: Cushcraft, & H.M.P. HF-VHF-UHF Antennas.

DANCOM: Main Dealer.

Dancom Landmobile - MPT + P&T approved - Communication Equipment with full selective calling and other features.

Quartz-crystals - fastest delivery.

Microwave Modules: Full range stocked.

Wescom - Repeaters - Duplexers
Commercial in stock.

DANCOM - Marine, Type Approved in stock, 55CH & 45CH.

SAXTON - RG8u + 58u - cable + open wire 600ohm Feeder.

Full range of BNC, N & 259 Plug Sockets and Connectors.

Wescom

WESTERN COMMUNICATIONS

Tuam Road, Galway.

Tel: Within the State: 091-65155/65208

Telex: 28933 MHTC EI



MANUFACTURERS - IMPORTERS
EXPORTERS - DISTRIBUTORS
OF TELECOMMUNICATIONS EQUIPMENT
U.K. callers: 0009-65166/65208
Mon: 8.30 am-6.00 pm Fri.

WOOD & DOUGLAS



Just a sample from our range:-

Project	Code	Kit	Assembled
70 cms Transmitter (0.5W)	70FM05T4	23.10	38.10
70 cms Receiver	70FM05R5	48.25	68.25
70 cms Synthesiser	70SY25B	60.25	84.95
70 cms Pre-Amplifier	70PA2	5.95	7.90
70 cms Converter	70RX2/2	20.10	27.10
70 cms 0.5W Synthesiser Package	70PAC2	128.00	163.00
70 cms 10W Power Amp/Pre-Amp	70PA/FM10	34.65	48.70
2M Transmitter (1.5W)	144FM2T2	22.25	36.40
2M Receiver	144FM2R2	45.76	64.35
2M Synthesiser	144SY25B	59.95	78.25
2M 1.5W Synthesised Package	144PAC	105.00	138.00
2M 10W Linear	144LIN10B	26.95	35.60
2M 10W Power Amplifier	144FM10B	25.95	33.35
2M Miniature Pre-Amplifier	144PA3	6.95	8.10
2M Low Noise Pre-Amplifier	144PA4	7.95	10.95
2M RF Switched Pre-Amplifier	144PA4/S	14.40	18.95
Toneburst	TB2	3.85	6.20
Piptone	PT2	3.95	6.90
Kay Tone	PTK1	5.95	8.20
Regulator	REG1	4.25	6.80
Microphone Pre-Amplifier	MPA1	2.95	5.40
CW Filter	CWF1	4.75	6.40
Reflectometer	SWR1	5.35	6.35

Full details will be forwarded on receipt of a large SAE. Non-technical enquiries only can be taken during the day on 07356 5324. Technical enquiries between 7-9 pm on either 07356 5324 or 0256 24611. Kits when stock will be return of post when humanly possible otherwise allow 28 days. Assembled items 20-40 days. Stock is held also at Amateur Radio Exchange in Ealing and J. Birkett in Lincoln.

(Prices include VAT at the current rate, please add 70p for postage.)

9 HILLCREST, TADLEY
BASINGSTOKE, HANTS RG26 6JB

PARTRIDGE G3CED

The Wireless Pioneer of the 1920's offers you a solution to your

ANTENNA PROBLEMS

Amateur HF & 2M bands. CB, Harmonic & T.V.I. Free - Low Angle - Omni Directional

WORLD WIDE COMMUNICATION WITH
ONE 2 FOOT VERTICAL!!!

PRICES DELVED. ANTENNA PLUS A.T.U.

	£
Mini Multiband - 80 Thru 10 + 2m + CB, coax fed	80.00
Mini Multiband - 80 Thru 10 + 2m + CB, 10ft wire feed	80.00
(Extra feeder 60p per 10ft fitted), stand off wall mount	6.00
Both above systems for receiving only, each	50.00
CB only system - 1/1 SWR for more power	45.00
CB Antenna Tuner for 1/1 SWR	20.00
"JOYFRAME" hand rotatable multiband antenna receive version	£60, QRP TX version £110.

(Coaxial cable not included in above quotes)

Send stamp for full details of the "Do It All With The Mighty Mini" or "JOYFRAME".

PARTRIDGE

188 Newington Road,

Ramsgate, Kent CT12 6PZ, England.

Tel. 0843 53073

For Technical Info: 0843 62839

G4JDT
HARVEY

EAST LONDON HAM STORE

G8NKV
DAVE

H. LEXTON LIMITED

191 FRANCIS ROAD LEYTON E.10
TEL 01-558 0854 TELEX 8953609 LEXTON G


RADIO & ELECTRONIC ENGINEERS

ENGINEERS ALWAYS AVAILABLE ON THE PREMISES

MAIN (UK) SERVICE CONTRACTOR TO HITACHI SALES (UK) LTD

DRESSLER AMPLIFIERS

D to A.T.V.	TBA
D70c to 70cm	£499.00
D200C *150FM 300W SSB	£300.00
D200 *300FM 600W SSB	£499.00
D200S *500FM 1kW	£600.00



EXCLUSIVE TO US

These are high power 240V linears using 4C x 150 or 4C x 250 or 4C x 350 Elmac Tubes NOT using the grounded Grid system. Fully protected, no thermal damage to PA finals possible.

GASFET MASTHEAD PREAMPS

VV70GAAS	£75.00
VV2GAAS	£40.00
VV200GAS	£69.00
VV200GAS	£75.00




Powered by the linear or with separate ST200 .9dB signal to noise; .2dB insertion loss; 3SK97 GASFET.

ICOM PORTABLES

IC2E FM 2m	£159.00
IC4E 70cm	£199.00
IC202 SSB	£169.00
IC402 70cm	£242.00

All accessories available - see below

ICOM MULTIMODES



IC251 2m	£495.00
IC451 70cm	
IC290 2m	£366.00

ICOM FM MOBILES



IC24G	£165.00
IC25E	£259.00

ICOM HF TRANSCEIVERS

IC2KL 500W linear	£839.00
IC2KLPs Power supply	£211.00
A.T. 100 A.T.U.	£249.00
A.T. 500 Auto A.T.U.	£299.00

ICOM 720A G/C



GENERAL COVERAGE TX ALL BANDS

IC720A 200W	£883.00
PS15 Power Supply	£99.00
PS20 P/S with speaker	£130.00
IC730 200W HF	£586.00

MANY ACCESSORIES FOR ABOVE AVAILABLE

ICOM ACCESSORIES

BP5 IIV Pack	£30.50
BP4 Empty case for 6XAA	£5.80
BP3 STA Noard Pk	£15.50
BP2 6V Pack	£22.00
BC30 Base charger	£39.00
DC1 12V adaptor	£8.40
WM9 Mic speaker	£12.00
CP1 Mobile Charging load	£3.20
LC1/2/3 cases	£3.50
ICML1 10W Mobile booster for 2E	£49.00
BC30 Base charger	£39.00
MML1 10W Booster	£49.00

JAYBEAM ANTENNAS	
8Y/2M 8 ELE YAGI	£15.50
10Y/2M 10 ELE YAGI	£33.00
PBM 10/2M 10 ELEMENT PARABEAM	£39.00
8XY/2M 8 ELE X YAGI	£31.00
X6/2M/X12/70CM DUAL BAND CROSSED	£41.40
MANY OTHERS IN STOCK	

TRIO/KENWOOD

TS830S HF Transceiver	£690.00
TS130S HF Transceiver	£520.00
TR8400 UHF Mobile	£320.00
TR9500 UHF Multimode	£445.00
TR7800 VHF mobile	£285.00
TR7850 HP FM 2m	£295.00
TR7730 2m FM	£235.00
TR9000	£370.00
TR2500 Portable Due In	£200.00
PS30 20 1 amp PSU	£85.00
Many Trio/Kenwood accessories available	

LARGE DISCOUNTS ON ALL YAESU EQUIPMENT

YAESU/SOMMERKAMP

FT1	POA
FT902DM	POA
FT1012	POA
FT1012ZDFM	POA
FT1012ZDAM	POA
FT707 200W PEP	POA
FP707 PSU	POA
FL707 ATU	POA
FV707DM VFO FC - FT (FT707 + F107 + FL707 SPECIAL PRICE POA)	POA
FT277ZD Soko all extras inc.	£710.00
FT7670X Soko all extras inc.	£559.00
FT902DM Soko	£935.00
FC902 ATU	POA
FV901DM VFO	POA
SP901 Speaker	POA
Y0901P Scope	POA
FTV901 Transverter	POA
FT208 VHF	POA
FT708 UHF	POA
FT290 Multimode	POA
FRG7700 - Opt memory	POA
All accessories available	

MICROWAVE MODULES

MMA 144V 2m Preamp	£34.90
MML 144/25 RF AMP	£59.00
MML 144/40	£77.00
MML 144/100S New with Preamp	£129.95
MMT 432/144 2-70 Transverter	£184.00
MMT 28/144 10m Transverter	£99.00
MM2000 RTTY Receiver	£169.00
MML Morse Talker	£115.00
MM 4000 RTTY	
SEE IT WORKING AT OUR SHOP	
£269.00 + keyboard.	
Full range stocked.	

STANDARD	
C8800 2 mtr mobile	£250.00
C7800 70cm mobile	£270.00
C78 70cm portable	£219.00
C58 2 mtr port. SSB/FM	£239.00
CM8B Mounting tray	£19.95
CL8 Carry case	£6.95
Battery charger	£7.95
Set Nicads	£11.00
CBP 58 25W linear	£11.00
CBP 78 10W linear	
Due in soon, new standard mobile 2 mtr Multimode.	

ROTATORS ETC

DIAWA	
DR7600X	£135.00
DR7600R	£144.00
DR7500R	£105.00
CN620 1-8 150MHz Pwr/swr	£52.00
CN2002 2.5 kW PEP auto ATU	£190.00
KENPRO	
KR250	£44.85
KR400RC	£90.00
CHANNEL MASTER 9502	£50.00
CN620 1-8 150MHz Pwr/swr	£52.00
CN2002 2.5kW PEP auto ATU	£190.00
CARRIAGE FREE MAINLAND	

DATONG PRODUCTS	
PCI General coverage converter	£120.75
VLF Very low frequency converter	£25.30
FL1 Frequency audio/filter	£67.85
ASP Auto speech processor	£79.35
FL2 Multimode audio filter	£89.70
D75 RF Speech processor (manual)	£56.00
AD270 Active receive aerial (indoor)	£37.95
As above AD270 with PSU	£42.55
AD370 Active rec. aerial (outdoor)	£51.75
As above with PSU AD370	£56.35
DC144/28 2 Meter receive converter	£35.65
Keyboard Morse sender	£129.00
Cadecall selective call unit (switch)	£29.32
All above carriage free.	

CUSHCRAFT AMATEUR ANTENNA

HF, A3 20/15/10/3 ele beam 8bD	£165.00
ATV3 20, 15, 10 Trapped vertical	£38.30
ATV5 10,15,20,40.80 Trapped vertical	£83.69
214B 14 ele boomer 15-2db	£55.77
ARX 2 Ringo Ranger 6dB vertical	£28.00
CS100 Speaker	£13.00
A144.4 ele Yagi	£18.25
A144.7 ele Yagi	£22.82
A144.1 11 ele Yagi	£28.94
ARX2B Ringo Mk11	£33.00
ARB2K Conversion kit RINGO	

FULL RANGE OF A.S.P. MOBILE ANTENNAS IN STOCK

144 + 10T + Yagi	OSCAR
144 + 20T + Yagi	
For vertical and horizontal Oscar specials	

RECEIVERS ALL ON SPECIAL OFFER

R1000	Kenwood
FRG7700	Yaesu
FRG7700	Memory
Search II	2 metre
Sony IC2001	£140.00

ALL POA ARE ON SPECIAL OFFERS

LARGE DISCOUNTS ON ALL YAESU EQUIPMENT - Phone 556 1415

ALL ACCESSORIES AVAILABLE - PLUGS SKTS CO-AX 2MTR COLINEAR £31.50, 70CM COLINEAR £31.50



PRICES INCLUDE VAT AT THE PRESENT RATE OF 15%
OPEN MON-FRIDAY 9:00-5:30. SATURDAY 10:00-3:00. INSTANT HP FACILITY AVAILABLE
EASY ACCESS M2-M11-M1 NORTH CIRCULAR ROAD-EASY PARKING

BARCLAYCARD


VISA

Radiate . . . with the DX-33 "Penetrator" for 10-15.20m.

HERE'S THE SPECIFICATION . . .

IN USE FROM VE7 TO VK7!

- ★ 3 elements on each band.
- ★ Heavy duty 2kW rated.
- ★ Gain up to 8dB.
- ★ Broadband operation.
- ★ Stainless steel hardware.
- ★ SWR less than 1.3 : 1.



HERE'S WHAT THE CUSTOMERS SAY!

1. VK7NOW "I have recently installed a DX-33 beam and I would like to advise you that I am extremely satisfied with it. It certainly out-performs the TH3JNR which I previously used and also the VSWR is lower."
2. G3AAE "This letter is to tell you how pleased I am with the DX-33 antenna . . . On unpacking the DX-33 I was immediately impressed with the quality of the hardware, and in operation it is just as impressive. I have used it on all three bands and have been obtaining excellent reports from DX stations all over the world. I have conducted tests with other stations and these show that the electrical figures included in the DX-33 specification are fully met in practice. Congratulations on a very fine product!"


HERE'S WHAT WE SAY!

BRITISH REALLY IS BEST

Prices (Inc. Carr. and VAT)
 DX-31 Dipole, 2KW, 10-15-20m
 DX-32 2 element, 2KW, 10-15-20m
 DX-33 3-element, 2KW, 10-15-20m
 DX-34 4-element, 2KW, 10-15-20m
 DX-5V Vertical 10-80m
 DX-103 3-element, 10m
 DX-105 5-element, 10m
 TD1/10/80 Trapped dipole, 10, 40, 80m
 TD1/15/80 Trapped dipole, 15, 20, 40, 80m

£26.85
 £102.35
 £149.50
 £212.75
 £63.25
 £74.75
 £97.75
 £45.42
 £45.42

ROTATE with



EMOTO

or

Western



CHOOSE 'EMOTO' FOR VALUE AND RELIABILITY . . .

. . . WE ARE THE SOLE U.K. DISTRIBUTORS!

Models 103SAX and 502SAX (illustrated) now have 360° circular dial presentation.

EMOTO 103SAX For light HF and large VHF arrays

EMOTO 502SAX For heavier HF beams plus VHF/UHF

EMOTO 1102MXX The really big one for large HF monobanders

EMOTO 1103MXX As 1102MXX but greater turning power

AND DON'T FORGET . . .

The well known rotary mast bearing MB 300

£101.20

£141.45

£213.90

£217.35

£14.95

"BEST BUY" the WE-1145

Supply - 220/240V AC 50Hz

Motor - 24VAC

Rotation - 360° (1+5°, -0°)

in 60 seconds

Braking Torque - 1000Kg-cm

Silent control box, lower bracket included, good value at

There are 100's of WE-1145 in use and this really is a "BEST BUY". You could pay

more for an inferior rotor! Get yours now before price rise.

Also available for HF beams is the WE 1144 at

Max size - 28-44mm

Max. antenna weight: 50kg.

Wind area (max.) - 0.25m²

Cable - 5-way.

£34.95

£64.95

Elevate . . . with the **WESTOWER** . . . the stronger one

- ★ **STANDARD TYPES**, rated at 75 mph with full head load quoted. over 75 mph with reduced load.
- ★ **HEAVY DUTY TYPES**, rated at 100 mph (approximately) twice as strong as a standard model (and even our standard model is about 40% stronger than similar types!)
- ★ **MODELS FROM 25-119!** All telescope down and tilt-over.
- ★ **MODELS FOR ALL SOIL CONDITIONS**, with/without concrete.
- ★ **DESIGNED BY CHARTERED ENGINEERS TO BRITISH STANDARDS.**
- ★ **CONSTRUCTED OF HIGH QUALITY SPECIAL ALLOY STEEL**, choose from over 50 different models e.g.: standard 58' type 3S/FP, £270 inc. Carr./VAT. Heavy duty 58' type 3HD/FP, £378 inc. Carr./VAT.

SSB POWER METER



The PM-2000 is an accurate means of measuring your peak envelope output of power on SSB. The unit has been inspected by the home office and found suitable for its purpose. SWR measurements can also be made, but the PM 2000 does what all other SWR meters cannot do; i.e. tell you your peak output power as required in your licence. **PRICE £46**

The 30ft ULTI-MAST

THE ULTIMATE IN MAST DESIGN

Complete telescopic
Tilt-over Mast UM-1

VHD-2 for only

£287.50 carriage paid.

**CALL Western FOR YOUR
 YAESU AND TRIO REQUIREMENTS
 WE WILL NOT BE UNDERCUT**

Western Electronics (UK) Ltd

FAIRFIELD ESTATE, LOUTH, Lincs LN11 0JH
 Tel: Louth (0507) 604955 Telex: 56121 WEST G



comment...

At the Shows

HAVING exhibited at one show (*RSGB, Alexandra Pavilion*) and visited two more (*All Electronics Show* at the Barbican Centre and *Communications '82* at the Birmingham National Exhibition Centre) in the space of a week and a half, I'm feeling slightly punch-drunk. It was a good opportunity though to compare three modern exhibition halls, two of them brand new, and what they offer to the visitor.

When the NEC first opened, I used to find it very difficult to know which way I was facing in the halls, and therefore where to find any particular stand, or even the exit. Now, the recession has meant that the stands are less flamboyant, and therefore easier to see round and over, and direction finding is no longer a problem. I'm sure they've lengthened the walkway from Birmingham International station though!

Finding where you are has now become the problem in the exhibition halls at the Barbican. These are two-tiered affairs, in awkward shapes, with ceiling heights for the most part no greater than in a modern house. Even standing in front of one of the numerous "You Are Here" plans I felt utterly lost, and I'm sure that I missed quite a few stands. I know I found some no less than four times! Compared with the gracious elegance enjoyed by the *All Electronics Show* at the Grosvenor House Hotel in bygone years, the Barbican halls are a disaster.

By contrast, the new Alexandra Pavilion, designed to give a home to exhibitions for five years whilst the fire-damaged Palace is rebuilt, is spacious and tall (though not quite as tall as the "Talk-in" station antenna erection team seemed to expect). Ventilation is not good, as the warm weather on Saturday, April 17 proved, and it seemed that at least one of the public address system microphone positions has a severe resonance problem. It **was** possible to get understandable announcements out of the system, but not very often. Refreshment facilities are an enormous improvement over those in the old Grand Hall, and were I am sure appreciated by many.

Looking around AP '82, I could not help wondering why it is that hi-fi, disco equipment and toys can be sold at RSGB-sponsored events, whilst Grand CB equipment cannot.

Geoff Arnold



services

QUERIES

While we will always try to assist readers in difficulties with a *Practical Wireless* project, we cannot offer advice on modifications to our designs, nor on commercial radio, TV or electronic equipment. Please address your letters to the **Editor, "Practical Wireless", Westover House, West Quay Road, Poole, Dorset BH15 1JG**, giving a clear description of the problem and enclosing a stamped self-addressed envelope. Only one project per letter please.

Components for our projects are usually available from advertisers. For more difficult items, a source will be suggested in the "Buying Guide" box included in each constructional article.

PROJECT COST

The approximate cost quoted in each constructional article includes the box or case used for the prototype. For some projects the type of case may be critical; if so this will be mentioned in the Buying Guide.

CONSTRUCTION RATING

Each constructional project will in future be given a rating, to guide readers as to its complexity:

Beginner

A project that can be tackled by a beginner who is able to identify components and handle a soldering iron fairly competently. Generally this category will be used for simple projects, but sometimes for more complicated ones of wide appeal. In this case, construction and wiring will be dealt with in some detail.

Intermediate

A project likely to appeal to a wide range of constructors, and requiring only basic test equipment to complete any tests and adjustments. A fair degree of experience in building electronic or radio projects is assumed.

Advanced

A project likely to appeal to an experienced constructor, and often requiring access to workshop facilities and test equipment for construction, testing and alignment. Constructional information will generally be limited to the more critical aspects of the project. Definitely not recommended for a beginner to tackle on his own.

SUBSCRIPTIONS

Subscriptions are available to both home and overseas addresses at £13.00 per annum, from "**Practical Wireless**" **Subscription Department, Room 2613, King's Reach Tower, Stamford Street, London SE1 9LS**. Airmail rates for overseas subscriptions can be quoted on request.

BACK NUMBERS AND BINDERS

Limited stocks of some recent issues of *PW* are available at 95p each, including post and packing to addresses at home and overseas.

Binders are available (Price £4.60 to UK addresses and overseas, including post and packing) each accommodating one volume of *PW*. Please state the year and volume number for which the binder is required.

Send your orders to **Post Sales Department, IPC Magazines Ltd., Lavington House, 25 Lavington Street, London SE1 0PF**. All prices include VAT where appropriate.

Please make cheques, postal orders, etc., payable to IPC Magazines Limited.

INSURANCE

Turn to the following page for details of the *PW* Radio Users Insurance Scheme, exclusive to our readers.

PW RADIO USERS INSURANCE SCHEME

Practical Wireless Radio Users Insurance Scheme was devised by Registered Insurance Brokers B. A. LAYMOND & PARTNERS LIMITED following consultation with PRACTICAL WIRELESS to formulate an exclusive scheme designed to meet the needs and requirements of:

Amateur Radio Enthusiasts ● CB Radio Users ● Taxi Companies and Fleet Users with Radio Telephones and any individual or company needing cover for communications equipment which is legal to use and properly licensed.

SPECIAL FEATURES

- All Risks Cover
- "New Lamps for Old" Cover (as defined in policy)
- Index Linked Cover to combat inflation
- Licence protection—covers legal costs arising from any breach of your licence conditions
- Equipment covered anywhere in the UK, Channel Islands and Isle of Man, but not Northern Ireland and Eire
- Fixed Antennas (Aerials) covered
- Frequency, Power and SWR Meters and similar radio-related test equipment covered
- 30 days cover in Western Europe included Free of Charge
- Absolute Security as this scheme is underwritten by a leading member of the British Insurance Association on the London Insurance Market
- Practical Wireless radio receiver and transmitter projects covered (when stated in feature)
- Available to Clubs and Organisations†
- Available to Companies†

†Write directly to B. A. LAYMOND & PARTNERS LTD, 562 North Circular Road, London NW2 7QZ, for a special application form and full details, enclosing the coupon below.

B. A. Laymond & Partners Limited, Practical Wireless and the Underwriters wish to make it clear that it is an offence to install or use an unlicensed radio transmitter in the United Kingdom and it is not their deliberate intention to encourage or condone the illegal use of any radio communications equipment.



COST OF PRACTICAL WIRELESS RADIO USERS INSURANCE SCHEME:

Sum to Insure	£100	£150	£300	£500	£750	£1000	£2000
Annual Premium	£6.00	£6.50	£8.00	£9.00	£10.00	£12.00	£14.00

The premium is charged on sums insured in pre-selected bands. Thus equipment totalling £250 would be in the band up to £300. Quotations for larger sums available on application.

Claims will be settled after deduction of the Policy Excess which is: £10 on sums insured up to £500; £25 on sums insured up to £3000.

HOW TO INSURE: Complete the application form below to obtain immediate insurance cover. Photocopies will not be accepted.

APPLICATION FOR PRACTICAL WIRELESS RADIO USERS INSURANCE SCHEME						PW7/82
Name in full (State Mr, Mrs, Miss or Title)						
Address						
						Post Code
Occupation		Age		Phone No. (Home)		(Work)
I/We hereby apply to insure the equipment detailed below						
COMPLETE IN BLOCK LETTERS	Manufacturer's Name	Model	Serial No.	Description of equipment to be insured e.g. Base station; Mobile; CB; etc.		VALUE £
	1					
	2					
	3					
	4					
5	Antennas (Aerials), s.w.r. meters, etc.					
Please continue list of equipment on a separate sheet if necessary						TOTAL SUM TO INSURE £
<p>DECLARATION: I/We hereby declare that: 1. The sums insured represent the full replacement value of the equipment. 2. I/We have not* had insurance cancelled, declined, restricted, or other terms imposed in any way other than the normal Policy terms. 3. This proposal shall be the basis of the contract and that the contract will be on the Underwriters normal terms and conditions for All Risks and Legal Costs/Expenses cover unless otherwise agreed. 4. I/We have not* sustained any loss or damage to any radio communications equipment or been involved in litigation relating to use of radio equipment during the past three years, whether insured or not. 5. All the above statements made in connection with this proposal are true and no material information has been withheld. 6. I/We understand no liability shall attach until this proposal shall have been accepted by Laymond's and the premium paid in full and a Certificate issued.</p> <p style="text-align: right;">* If you have, please give details on a separate sheet.</p>						
Date		Signed		Rush us details of PW Club Insurance <input type="checkbox"/> PW Company Insurance <input type="checkbox"/>		
<p>DELAY IN ARRANGING COVER COULD COST YOU A GREAT DEAL OF MONEY. COMPLETE THIS APPLICATION AND POST WITH YOUR PREMIUM MADE PAYABLE TO "LAYMOND'S" NOW. ADDRESS TO: PRACTICAL WIRELESS (INSURANCE), B. A. LAYMOND & PARTNERS LTD., 562 NORTH CIRCULAR ROAD, LONDON NW2 7QZ. TELEPHONE: 01-452 6611.</p>						

introducing

PW 'RUIS'

Over the past year, the amount of theft and vandalism of amateur and CB radio equipment and antennas has been steadily rising. Hardly a day passes without news reaching us of yet another incident, particularly affecting mobile installations.

Although some household contents and motor vehicle insurance policies can be extended to cover base station or mobile radio communications equipment, the rates quoted are not usually very attractive. Also, household policies do not generally cover "all risks", and on a motor vehicle policy a claim can affect your no-claims bonus.

It has seemed for some time to us on *PW* that there was a need for a competitively priced policy to cover radio communications equipment for the amateur, s.w.l. and CBer, and we have now negotiated a scheme which represents good value to any users of such equipment, and which is also available to radio clubs or to companies using private mobile radio systems.


The **PW RADIO USERS INSURANCE SCHEME**'s principal features are outlined on the opposite page. The policy covers loss or damage to the insured equipment, which can include: receivers; base station, portable or mobile rigs; antennas except for suction or magnetic mount mobile types; masts; radio-related test equipment. It does not cover the use of 27MHz a.m., s.s.b. or multi-mode CB equipment. Property seized by the Police or any other authority is not insured. Settlement of any claim following total loss or destruction will be the cost of replacement at the date of the loss (after deduction of the Policy Excess), in a condition equal to but not better than its condition when new. The sum insured shall at all times represent the cost of replacement of all the insured property. The policy is index-linked annually to combat inflation, in accordance with the Durable Household Goods Section of the General Index of Retail Prices published by HMSO.

The scheme also covers legal costs and expenses involved in the pursuit of legal rights, in or out of court, relating to any criminal prosecution brought under the Wireless Telegraphy Act 1949 and subsequent Acts and Amendments, or in an appeal against the decision of an official or administration to revoke, suspend, or curtail an existing radio licence. Providing that the insured person holds a valid radio licence or is authorised to operate the equipment under the terms of the licence. Claims are subject to a limit of £500 per incident. Prosecution shall not be deliberately or intentionally sought.

The full policy details may be inspected during normal office hours at the offices of:

1. B. A. Laymond & Partners, Ltd., 562 North Circular Road, London NW2 7QZ, telephone 01-452 6611.
2. Practical Wireless, Westover House, West Quay Road, Poole, Dorset BH15 1JG, telephone Poole (0202) 671191.

In introducing *PW RUIS*, we are reviving an old publishing custom of offering insurance to readers, and we hope that you will find it an attractive scheme.



Aerials and aerial accessories are very definitely among the most popular topics covered in *Practical Wireless*. In response to requests from readers, we've reprinted a selection of articles from the past three years, plus two new features—one by Ron Ham on v.h.f. propagation, the other describing the "Ultra-Slim Jim", a new version of that most popular 2-metre aerial design by Fred Judd.

Out of Thin Air has 80 pages, 295 × 216mm, and is available from Post Sales Department, IPC Magazines Ltd., Lavington House, 25 Lavington Street, London SE1 0PF, price £1.50 including postage and packing to UK addresses, or £1.80 by surface mail overseas. Please ensure that your name and address are clearly legible.

OUT OF THIN AIR

Please send your order and remittance to:

**IPC Magazines Ltd., Post Sales Department,
Lavington House, 25 Lavington Street,
London SE1 0PF**

Please send me.....copies at £1.50 each to include postage and packing (£1.80 surface mail overseas)

I enclose P.O./Cheque No.....Value

UK remittances must be by crossed postal order or cheque (name and address on back please) and made payable to IPC MAGAZINES LTD

NAME
(BLOCK LETTERS)

ADDRESS
(BLOCK LETTERS)

.....
.....
.....
..... Post Code

Remittances with overseas orders must be sufficient to cover despatch by sea or air mail as required. Payable by International Money Order only


Company registered in England. Regd. No. 53626

A subsidiary of Reed International Limited

— Cut round dotted line —

A DXers' NOTCH FILTER

G.S. MAYNARD



Unwanted heterodynes are a problem created by use of the amplitude modulated system of transmission and reception throughout the Long, Medium and Short wave Bands. Heterodynes create annoying whistles, which in extreme cases completely mask broadcasts; however, being normally sinusoidal and of constant frequency, they may be filtered out within the audio stages of a receiver.

Following a brief discourse on the nature of the problem this article describes an inexpensive notch filter capable of reducing audible whistles by 40dB. The filter may be panel mounted within existing sets, and uses a single knob control for On/Off and Tuning. The resulting installation represents a simple solution for both the serious listener and DXer, when using a receiver without this facility.

The Problem

Whistles often appear on a.m. receivers and it is worth considering two types which may be encountered.

(1) The most common is the **constant** note caused by beating carriers which occupy adjacent channels. These whistles may be audible at the receiver output as either transmission is tuned, and are normally more severe on the weaker signal.

Channel spacing on the European l.w. and m.w. broadcast bands results in the generation of 9kHz whistles, though these are seldom heard because of i.f. and a.f. amplifier design practices. Unfortunately, when DX or s.w. listening the received stations are not always so widely separated and beats often produce annoying notes, commonly of 1, 2, 3, 4, 5 and 6kHz. Using narrow passband i.f. amplifier filters it is possible to reduce the level of whistles above 3kHz; however, cutting bandwidth below this frequency will severely degrade the signal copy.

To cure this kind of interference requires one of the carriers to be removed, within either the r.f. or i.f. amplifier stages, or the resultant beat must be filtered out after demodulation. Clearly the last method is most universally applicable and the filter, known as an audio frequency "notch filter", allows r.f. and i.f. circuits to be adjusted for optimum reception.

(2) The other common type of heterodyne occurs where a superhet receiver picks up harmonics of its own i.f. amplifier(s) or local oscillator(s) and these beat with the incoming signal, or its harmonics, creating an audible note whose pitch **varies** with receiver tuning. Usually generated within the receiver itself, these spurious whistles change frequency at a rate different to the main receiver tuning.

The whistle becomes audible at a note similar in frequency to the i.f. bandwidth, passes through zero and increases again to bandwidth frequency as receiver tuning progresses through a small portion of the desired signal. The listener will often accept a slightly "off tune" situation when this type of interference is present; however, using a notch filter it should be possible to cancel the offending note, once correct tuning has been established.

It is worth noting that British m.w. stations do not use frequencies within 15kHz of the second or third harmonics of the normal 465 to 470kHz intermediate frequencies. Clever pioneers?

There are many other causes of constant note whistles, e.g. beat frequency oscillators, poor receiver design, transmitter test tones or faults on modern digital equipment, including frequency meters etc. It is *possible* that a notch filter will offer some improvement with these also.

Filter Description

The completed notch filter consists of about 20 components on a small piece of 0.1in Veroboard soldered to the tags of a dual-gang potentiometer with ganged switch, and should therefore be easy to install within an existing receiver.

Voltage gain is unity and the null, within an operating range of 400Hz to 10kHz, is not less than 40dB at the tuned frequency f tapering to minus 6dB points at $f/2$ and $2f$.

CONSTRUCTION

RATING Intermediate

BUYING GUIDE

Constructors should have no problems purchasing components for this project with the possible exception of potentiometer R11/12. This item is available from Electrovalue

APPROXIMATE
COST £4.50

The notch filter circuit consumes 2mA from a 9V d.c. supply and should be connected into the small-signal audio stages of the receiver, preferably just before, or after, the volume control.

The circuit diagram of the notch filter is shown in Fig. 1. Incoming audio passes through C1, is buffered by Tr1 and fed to the base of Tr2, a phase splitter. Voltages at the collector and emitter of Tr2 are 180 degrees out of phase and these supply the notch filter resistor capacitor networks.

Taking first the case where switch S1 is open circuit. Output from the emitter of Tr2 is fed without loss to the base of the output buffer Tr3, via C5, R10 and R12. The signal from Tr2 collector is unable to pass the switch or 10MΩ resistor R9 and consequently has no effect on the output of Tr3. Therefore with S1 open the filter circuit is effectively a series of three d.c. coupled emitter followers, having unity gain, high input impedance and low output impedance.

With S1 closed, the signal arriving at the base of Tr3 is a mix of Tr2 output, from the collector via C3, R8 and R11, and the emitter via C5, R10 and R12. With C3 equal to C5, R8 + R11 equal to R10 + R12 and equal but opposite voltages at the collector and emitter of Tr2, a frequency will exist where phase cancellation occurs at the wipers of R11 and R12. Resistors R11 and R12 form the dual-gang potentiometer used for notch tuning and S1 the ganged ON/OFF switch.

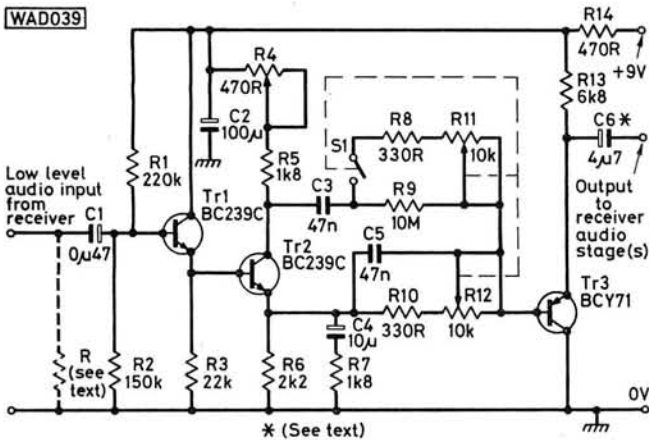


Fig. 1: The complete circuit diagram of the notch filter

If the filter input is connected in place of a receiver volume potentiometer track then resistor R (shown in dotted lines on the circuit diagram), having an equivalent value, may be fitted to preserve automatic gain control characteristics of the receiver.

Resistor R4 is a small preset control which is adjusted for the deepest null and then sealed. Click-free filter switching is ensured by R9 by maintaining a voltage drop across C3 when S1 is open. Resistor R14 and capacitor C2 decouple internal rails from supply line ripple, and C1 and C6 provide d.c. blocking at the input and output.

The value of C6 is quoted as 4.7µF to suit normal circuitry, but a value of 470nF will improve sub-audio decoupling when driving stages or potentiometer tracks of greater than 47kΩ impedance.

Filter use with positive earth receivers is possible by reversing the polarity of capacitors C1, C2, C4 and C6, and fitting BCY71 transistors at the Tr1 and Tr2 positions, with a BC239C used for Tr3.

★ components

Resistors

¼W 5% Carbon Film

330Ω	2	R8,10
470Ω	1	R14
1.8kΩ	2	R5,7
2.2kΩ	1	R6
6.8kΩ	1	R13
22kΩ	1	R3
150kΩ	1	R2
220kΩ	1	R1
10MΩ	1	R9

Potentiometers

Dual reverse log law with s.p.s.t. switch (Electrovalue)

10kΩ	1	R11,12
------	---	--------

¼W Vertical mounting carbon preset

470Ω	1	R4
------	---	----

Capacitors

Tantalum bead, 35V

0.47µF	1	C1
--------	---	----

Tantalum bead, 16V

4.7µF	1	C6
-------	---	----

Tantalum bead, 6.3V

10µF	1	C4
------	---	----

Electrolytic, 10V double-ended

100µF	1	C2
-------	---	----

Polyester film, 250V

47nF	2	C3,5
------	---	------

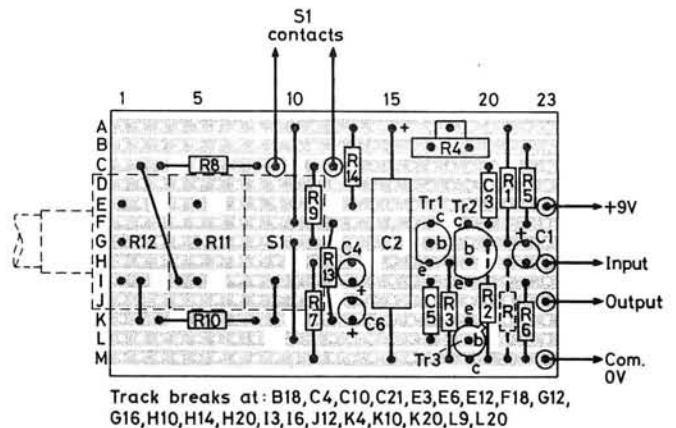
Semiconductors

Transistors

BC239C	2	Tr1,2
BCY71	1	Tr3

Miscellaneous

Veroboard, 0.1in Matrix. Terminal pins.



Track breaks at: B18, C4, C10, C21, E3, E6, E12, F18, G12, G16, H10, H14, H20, I3, I6, J12, K4, K10, K20, L9, L20

Fig. 2: Component layout shown full size, including Veroboard track breaks

Construction and Performance

Construction of the notch filter is straightforward and follows the general layout illustrated in Fig. 2. The Veroboard tracks are cut as detailed.

A suggested order of mounting components is: wire links, resistors, capacitors, potentiometers and then finally the transistors. Connect the two flying leads marked S1 contacts to the top pair of switch tags on the ganged potentiometer R11/12.

When completed and checked the filter should be connected into the small signal audio stages of a receiver, providing a signal level of 250mV r.m.s. maximum, and powered from a 9V line. For use with higher voltage supplies, series dropping resistors may be connected in the positive line with approximately 1kΩ required for every 2 volts above the quoted supply voltage; e.g. with an 18V rail use a 4.7kΩ series resistor.

The preset control R4 must be trimmed to null an audible whistle, either one tuned on the receiver, or a 3kHz sine wave applied to the filter input from an external signal generator.

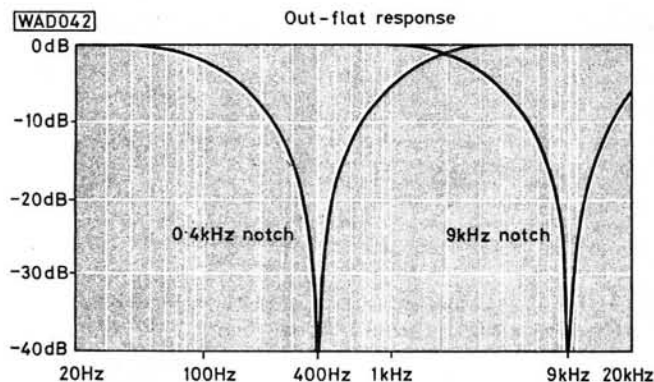


Fig. 3: Frequency response curves shown for two separate notch frequencies

A signal generator might also be used for filter calibration at say 0.4, 1, 3, 6 and 9kHz reference settings. The scale shown in Fig. 4 is representative, and also shows the limits of 0.35 and 10.5kHz.

On prototypes nulls of 50dB were achieved with frequencies of up to 3kHz, but there was a degradation with increasing frequency, the figure falling to 40dB at 10.5kHz.

An indication of frequency response, when switched out and tuned to 0.4 and 9kHz, is shown in Fig. 3. Note the similar curves; notch characteristic is repeatable for all operating frequencies.

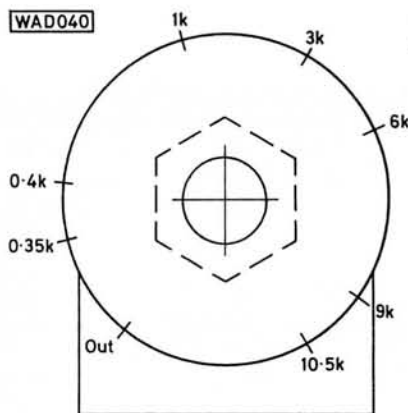



Fig. 4: Calibrated scale markings of the prototype

In Use

There are other methods of nulling unwanted heterodynes, but there are few that compete in terms of size, cost and convenience.

Operation could not be more simple; if there is an offending whistle on the audio just turn on the notch filter and tune it out. Some frequencies close to the unwanted one will suffer phase distortion and attenuation but human hearing is tolerant and capable of accepting the new sound.

If a constant note is received at some frequency on the dial, try to reveal stations by nulling it. Remember also that if you can determine the beat of adjacent stations, and one of them has been previously logged, then addition or subtraction of this beat will give an approximate frequency indication of the unknown signal. Happy listening. ●

EASIBINDERS

Quick, neat and easy!



It's so easy and tidy with the Easibind binder to file your copies away. Each binder is designed to hold 12 issues and is attractively bound and blocked with the PRACTICAL WIRELESS logo.

Price U.K. £4.60 including postage, packing and V.A.T. Overseas orders add 25p.

Please allow 3/4 weeks for fulfilment of order.

Why not place your order now? Send the completed coupon below with remittance payable to: I.P.C. Magazines Ltd., Post Sales Dept., Lavington House, 25 Lavington Street, London SE1 0PF.

Order Form PRACTICAL WIRELESS

I enclose P.O./cheque value..... for..... binders

Years required

BLOCK LETTERS PLEASE

Name

Address

.....Date.....

eb

AMATEUR ELECTRONICS UK

Your number one source for

YAESU MUSEN



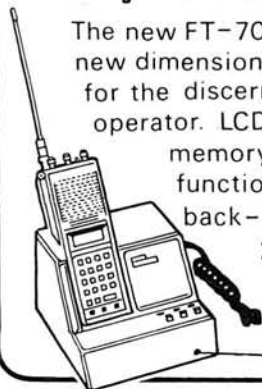
£239.00
incl. VAT

NEW! FT-230R 25W 2metre
FM mobile

Two independent VFO's • 10 memories
• Priority function • Memory and
band scan • 12.5/25 KHz steps • Large
LCD readout.

FT-708R and FT-208R Synthesized UHF/VHF transceivers


The new FT-708R and FT-208R provide new dimensions in operating flexibility for the discerning 70 cm and 2m operator. LCD display, 10 memories, memory and bandscan, priority function, internal lithium battery back-up. RF output FT-708R, 200mW low, 1 watt high, FT-208R, 300mW low, 2.5 watts high.



NC8 Charger DC PSU

FT-708R

FT-208R



FT-480R High technology all-mode 2metre mobile



The most advanced 2 metre mobile available today - USB, LSB, FM, CW full scanning with priority channel, 4 memory channels, dual synthesized VFO system.

FT-780R All-mode 70 cm mobile



4 memories, memory and bandscan from microphone, conservative 10 watts out - All the features of the FT-480 on 70cm.

FT-290R All-mode 2 m portable

10 memories, 2 VFO's, LCD display, C size battery, easy car mounting tray, 2.5 watts out.



AGENTS

NORTH WEST - THANET ELECTRONICS LTD, GORDON, G3LEQ, KNUTSFORD (0565) 4040
WALES & WEST - ROSS CLARE, GW3NWS, GWENT (0633) 880 146
EAST ANGLIA - AMATEUR ELECTRONICS UK - EAST ANGLIA, DR T THIRST (TIM) G4CTJ, NORWICH 650865, 0632
NORTH EAST - NORTH EAST AMATEUR RADIO, DARLINGTON 0325 56969
SOUTH EAST - AMATEUR ELECTRONICS, UK - KENT KEN McINNES, G3FTE, THANET (0843) 291297



or attractive H.P. terms readily available for on-the-spot transactions.



Full demonstration facilities. Free Securicor delivery.

For full details of these new and exciting models, send today for the latest YAESU PRICE LIST and LEAFLETS. All you need to do to obtain the latest information about these exciting developments from the world's No. 1 manufacturer of amateur radio equipment is to send 36p in stamps and as an added bonus you will get our credit voucher value £3.60p - a 10 to 1 winning offer

As factory appointed distributors we offer you - widest choice, largest stocks, quickest deal and fast sure service right through -

508-516 Alum Rock Road - Birmingham 8
Telephone: 021-327 1497 or 021-327 6313 Telex: 337045
Open: 9.30 to 5.30 Tues. to Sat. CLOSED all day Monday.

PLUSTRON TVR5D TV/Radio Receiver

Some months ago, whilst preparing the *PW* ATV Up-Converter project, it became apparent that a fully portable alternative to the immobile domestic TV would be of great advantage. Rapid consultations with our friends at South West Aerial Systems revealed the readily available Plustron TVR5D.

On its arrival at the *PW* offices the 5in (diagonal) screen monochrome portable created a good impression from the start. Using its own telescopic rod antenna a good u.h.f. Band V picture could be obtained from within the office from the IOW main transmitter site at Rowridge. Big deal! I hear you cry, but our office is contained within a steel framed building 3m a.s.l. and severely shadowed by a 70m high ridge, hence the recent provision of a local vertically polarised TV repeater.

Prompted by this initial success our prototype *PW* ATV Up-Converter was connected to the switched, rear mounted, Belling Lee external antenna input socket. With a $\frac{1}{4}\lambda$ 432MHz antenna feeding the Up-Converter (held at arm's length by our esteemed Editor), the figure of ATV enthusiast Nick Foot G8MCQ filled the screen.

Until this point we had not referred to the supplied handbook, an indication of the straightforward operating layout, so this was next consulted to determine the extent of facilities available.

The TVR5D has a separate radio section covering the l.w. (150–250kHz) and m.w. (535–1605kHz) bands together with v.h.f. Band II (88–108MHz). Handbook figures quote sensitivities of 630 μ V/m, 200 μ V/m and 8 μ V respectively. Tuning of the radio section is accomplished by adjustment of a side-mounted 35mm diameter knurled knob with corresponding frequency indication provided by a calibrated drum, viewed through a front panel viewing aperture. An engraved horizontal red cursor line allows for ready resetting.


Front panel controls include three large "paddle" operated switches, providing selection of Radio/TV and their band options, in addition to a rotary volume control and l.e.d. power indicator. External user adjustable controls for the TV section, with the exception of a second 35mm side-mounted varicap tuner knob, are located on the rear apron. These presettable controls allow adjustment of the screen



parameters of contrast, brightness, horizontal and vertical hold. All these controls are well within reach when in direct viewing range of the screen.

For portable operation the receiver is provided with its own telescopic rod antenna, which has a universal swivel base and may be stowed within the durable carrying handle on the top of the moulded plastics case. As mentioned previously the rear apron also contains a switch selectable external antenna socket.

A particularly good feature of the TVR5D is its ability to run from a variety of power sources. These include 240V a.c. mains, via supplied twin cord, 12V d.c. vehicle supply, via jack socket, and from either 9.6V Nickel Cadmium rechargeable pack or nine, R20 (HP2), dry cells. If the optional NiCad battery pack is installed in the base-mounted battery pod it may be charged from the in-built regulator circuit. The charge facility is selected by rear apron switch and disables the set when in use. Power consumption is quoted at 14W, making the dry cell option somewhat expensive for permanent operation.



Returning to the TV section of the TVR5D, which operates on 625-line B/G or I, coverage of v.h.f. Bands I and III (47–68MHz and 174–230MHz, channels E2–E12) and u.h.f. channels 21–69 (470–862MHz) is provided, readout being by means of an identical drum/cursor system. The handbook specifies receiver sensitivities of 20 μ V, v.h.f. bands I/III and 30 μ V over u.h.f. bands IV/V.

In use attention was principally focused on the visual side of the unit; however, the radio sections compare favourably with current portable receivers and, if nothing else, will probably assist a fair bit when trying to persuade the wife to part with the funds to purchase! Maximum audio output is rated at 580mW (400mW at 10 per cent t.h.d.), fed to either an internal 75mm speaker or 3.5mm jack socket.

Performance of the TV section was generally found to be very good, providing a noticeable increase in sensitivity when compared with similar domestic portable and larger screen devices. When used under weak signal conditions, often encountered when receiving DX or ATV sources, the picture would lock with very low-level inputs. During lift conditions, allowing reception of western European system B/G transmissions, a rear apron switch allows selection of the appropriate 5.5MHz sound/vision intercarrier offset.

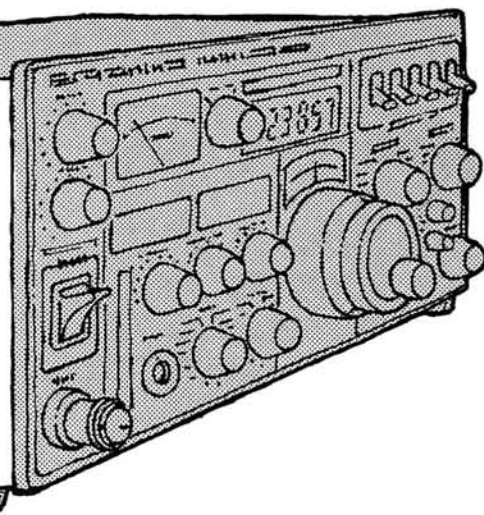
A detailed description of the many different systems employed for broadcast TV is contained within the 134 pages of the recently revised book by occasional *PW* contributor Roger Bunney entitled *Long Distance Television Reception (TV-DX) For The Enthusiast*. This book is recommended reading for the potential TVR5D purchaser, containing a wealth of practical information on antennas, preamplifiers, station identification and much more.

In conclusion the Plustron TVR5D seems to represent all things to all men. An ideal portable source of entertainment for both the away from home viewer/listener, a useful set/monitor for the potential TVDXer and Amateur TV enthusiast—and it even copes as a v.d.u. for the home microcomputer.

Thanks go to **South West Aerial Systems, 10 Old Boundary Road, Shaftesbury, North Dorset. Tel. (0747) 4370** for arranging the loan of the review unit. The TVR5D costs £96.50 inc. VAT from the above address. *John M. Fell*



Understanding TRANSMITTER PARAMETERS-3



Peter CHADWICK G3RZP

This month brings us to the final section, which covers out-of-channel radiation. The badly adjusted s.s.b. transmitter is probably better at causing annoyance to other band users than the a.m. equivalent, but the author claims that "G3RZP's Law" should not be forgotten. This states that "the station interfering with your QSO does so because of a lousy transmitter, while the QSO you are accused of interfering with only suffers because of their lousy receivers"! Anyone doubting the widespread application of this law need only listen to some of the "experts" on 3.5MHz.

Adjacent channel radiation is specified for professional transmitters, where fixed channels are allocated. It is obviously impracticable to have no radiation in the adjacent channel, but specifications generally attempt to obtain the best compromise between cost and the acceptable level of adjacent channel signal. For v.h.f. p.m.r. use, the adjacent channel power is required to be 55dB below the transmitter carrier, while for v.h.f. where the channel spacing is doubled to 25kHz, it is required to be -65dB rel. carrier.

The h.f. s.s.b. maritime specifications, which provide the nearest approach professionally to the amateur service, require components 3.4kHz away from the suppressed carrier in the wanted sideband to be more than 40dB below p.e.p.

Measurement of this out-of-channel radiation really requires a spectrum analyser, although as already discussed, the measurements can be made with a good receiver.

One of the questions that can arise at this stage is "where does the adjacent channel radiation come from?"

In the case of the a.m. transmitter, it is usually caused by high modulation frequencies, either as harmonics of the modulation or parasitic oscillations in the p.a. or modulator. Morse (c.w.) transmissions appear wide because of keyclicks, and s.s.b. transmitters because of Intermodulation Distortion. Frequency modulated transmitters usually "spread" because of excessive deviation, insufficient modulation frequency roll-off, or, with frequency synthesisers, because of the synthesiser.

Frequency Synthesisers

This last occurrence has become more widespread because of the popularity of the fully synthesised f.m.

transceiver. In these equipments, the injection to a mixer in the transmit chain is derived from a voltage controlled oscillator (v.c.o.). This v.c.o. frequency is also divided, or mixed to a lower frequency and then divided to a comparison frequency, from whence it is routed into a phase detector. The other input of the phase detector is a reference frequency, derived from a crystal standard, and the output from the phase detector is such as to alter the v.c.o. to make the comparison frequency exactly equal to, and in phase with, the reference frequency.

Because the phase detector is effectively sampling the phase relationships between the two signals at the reference frequency, some output at this frequency exists. Although extensive filtering is used, it is very difficult to prevent some of the comparison frequency signal reaching the v.c.o. where it produces sidebands on the v.c.o. output at the reference frequency and its harmonics. Although a well designed synthesiser can have these sidebands 80dB or more down, they can well produce interference in the adjacent channel.

"Clean" signals are very hard to define; what is clean for the amateur on Benbecula or South Uist with no local activity can be very different for the amateur in London, and in recent years this has been made very clear by the increase in v.h.f. activity throughout the country. Transmitter deficiencies tend to be more noticeable at v.h.f. because of the low background noise, weak wanted signals, and directional antennas, which make localisation of offending splatter more easy.

The author's contention that maritime radio specifications are a reasonable point of comparison for h.f. amateur equipment is usually challenged on two grounds. These are by the manufacturers that the specifications are too tight, and by the technically competent users in that they are too easy! Certainly, the receiver specifications at h.f. are not only easy to meet, with modern technology, but are also inadequate for the serious h.f. operator. In terms of transmitters, however, things are slightly different. Nevertheless, it is generally accepted that the i.m.d. levels of h.f. transmitters should be no worse than -25dB on each tone of a two tone signal if undue interference is to be avoided. However, professional specifications also determine the amount of energy that can be radiated in the adjacent channel, and here there is some argument as to the applicability of such specifications to amateur radio.

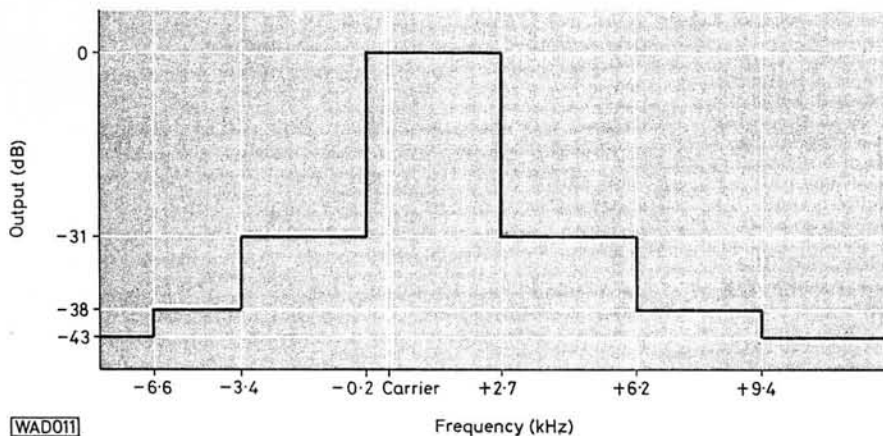


Fig. 4: Adjacent channel radiation, marine h.f. s.s.b. specification, 2-tone test with a.f. tones to give all i.p.s above +3kHz and below -200Hz relative to carrier

The amateur service is one in which the spectrum utilisation is greater at h.f. than for most other services, and bearing in mind the narrow bands and ever-increasing numbers using them, some diminution of adjacent channel radiation is needed.

Maritime radio specifications require the transmitter to be modulated with two tones, the frequencies of which are chosen to place all i.p.s more than 200Hz away in the unwanted sideband, and more than 3kHz away in the wanted sideband. The allowable energy distribution is then shown in Fig. 4. Unfortunately, the higher order linearity of the wide band, solid state final is noticeably worse than that of the comparable valved p.a., and thus the higher order i.p.s are significantly worse. This explains why careful observation on the air will show wider signals from stations using such p.a. stages. It is, of course, impracticable for the amateur to measure his transceiver, and therefore such specification limits provide only a standard of comparison, but it is not impracticable for manufacturers to design and derate sufficiently for clean signals to be obtained.

Measurements of i.m.d., as stated earlier, are usually made with a two-tone signal, and indeed, such measurements are often referred to as "Two-Tone Tests". It is very important that the two a.f. signals used are not harmonically related, as the result of such relationship is likely to give an inaccurate answer to any measurements. This is because the addition of the two harmonically related signals alters the resulting composite waveform by the Fourier Synthesis. (This is the reverse process to Fourier Analysis, where it can be shown that any complex waveform can be produced from a fundamental frequency and its various harmonics.)

Over the years, much has been written about the suppression of key clicks from c.w. transmitters. One of the best ways of determining the acceptability or otherwise of a transmitter under keyed conditions is by listening, but again the marine specification shown in Fig. 5 gives a good idea of the acceptable bandwidth occupied, while Ref. 3 gives a very good practical discussion of the subject.

Broad-band Radiation

As one moves further away in frequency from the transmitted frequency, one moves from looking at adjacent channel radiation to broad-band radiation, and it is not easy to determine exactly where the dividing line actually occurs. Broad-band radiation covers such parameters as wide-band noise, harmonics and parasitics, in addition to spurious output signals.

Wide-band noise is a phenomena which has started to become important relatively recently, mainly because of the introduction of wide-band transmitters. It manifests it-

self as a wide noise transmission at some level below the transmitted signal, and thus raises the noise level on channels some distance from that in use. Especially noticeable at v.h.f., it is a particular problem with repeaters and such co-sited stations. Typically, a good solid-state p.a. might have a noise floor some -120dB relative to carrier, which for a 25W carrier would be -76dBm (dB relative to 1mW into 50 ohms).

If the separation between antennas is such as to give 40dB loss between antennas, the wide-band noise is then received at -116dBm, or about 0.3 microvolts, which would raise the noise floor of a good receiver by a minimum of 10dB. When the effects of receiver reciprocal mixing are taken into account, the real loss in sensitivity can be much greater. Unfortunately, a number of home-brew rigs on 144MHz are quite bad in this respect, and the rise in the noise floor when operating 200kHz, and 8km away from a station can still be quite high.

At h.f., the problems are not usually quite so bad. This is not because the transmitters are any better, but it is unusual to attempt to operate two stations geographically so close that the antenna coupling is so low; this is especially so since simultaneous operations are almost invariably on bands separated by an appreciable portion of an octave, and most h.f. transmitters still have tuned valved p.a. stages.

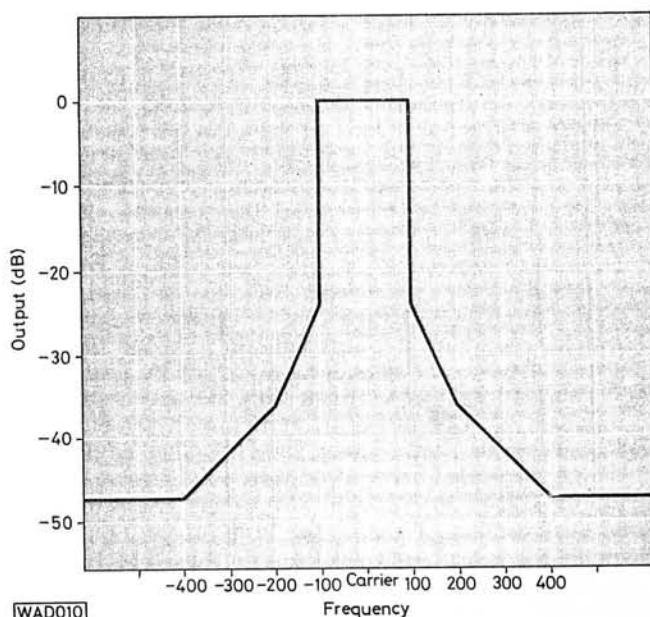


Fig. 5: Out-of-channel radiation for c.w. marine transmitters keyed at 30 bauds

Whether or not this will continue is debatable with the increased number of solid state rigs coming onto the market, and it may well be found that where an exhibition station could operate transmitters on 3.5, 14 and 21 MHz simultaneously with valved transmitters, this becomes impossible with solid-state transmitters.

Harmonic Outputs

Harmonic radiation is well known. The advent of u.h.f. TV has certainly reduced its importance for the UK amateur, but those parts of the world with a v.h.f. low-band TV service are not so lucky. For many years, the standards have been that all harmonics should be -43dB with respect to full power, but should not exceed 50mW for h.f., and -70dB without exceeding 2.5 μ W at v.h.f. These standards have been varied in some countries, and the h.f. requirement is not hard to meet.

Tightening up on the h.f. requirement for the transmitter alone is easier if separate filters are used for each band, as in most solid state transmitters, but the basic pi-network system will only just about meet this requirement on the second harmonic. Since wide-band antennas are not generally used by amateurs, this has not proved too much of a problem in the past, and where higher harmonic rejections have been required, such as for combating TVI, a low-pass filter has generally proved adequate.

Harmonic radiation does not seem to be much of a problem for the UK amateur these days—even from 144MHz, where both the 4th and 5th harmonics fall in the u.h.f. TV band. However, the use of a low-pass filter cutting off at about 30 to 35MHz is probably still justified, insofar as it minimises the danger of harmonic interference to broadcast, and p.m.r. and public service (Police, Fire and Ambulance) communications in the v.h.f. low band.

Parasitics

Parasitic oscillations, as they are more correctly called, can be very troublesome. At one stage, 807s and 6146s had a very bad name for suffering from them, and the QV08-100 was very difficult to cure. Parasitics are generally v.h.f. oscillations appearing in h.f. transmitters, usually because the anode and grid leads are long enough to resonate with valve and stray capacitances to form an oscillator.

The usual method of curing the problem is to place a v.h.f. choke in the anode lead, and to load the choke resistively to lower the Q of the v.h.f. circuit. Because the choke has some reactance at the upper end of the h.f. band, there can be an appreciable signal frequency voltage appearing across the choke, and the resistors must be suitably rated for this power which is then dissipated in them. It has been claimed that the use of ferrite beads is more effective, but it is interesting to note that the majority of transmitter manufacturers stick to resistors and chokes.

Another very valuable technique in parasitic suppression is to place a small resistor in series with the grid pin of the valve, and another in series with the screen grid pin. Values such as 47 ohms are common with valves of the 6146 variety, with decreasing values for higher powers. However, some care needs to be exercised, as there can be an appreciable r.f. grid current flow, which means that not only is there dissipation in the grid resistor, but considerably more drive is needed. A 6146B at 28MHz has a capacitive input reactance of some 400 ohms, and the 30V r.m.s. drive needed for full output in AB1 single tone represents some 70mA of r.f. grid current, representing about $\frac{1}{4}$ watt of dissipation in the parasitic suppression resistor. As class AB1 stages are generally considered as requiring no

drive power, the possibilities of the old cry "I want more drive on Ten!" appearing can be quite high.

Parasitics in valve h.f. transmitters are best checked for by running the p.a. stage with no drive, and sufficient bias to maintain the anode dissipation within safe limits. The tuning and loading capacitors are then varied throughout their range while the anode current is carefully monitored, special attention being paid to the performance at the maxima and minima of the tuning and loading capacitors. This test should be repeated on all bands. Occasionally, l.f. parasitics occur, usually in the 100 to 300kHz region, and these are caused by the use of r.f. chokes of the same inductance in anode and grid circuits. One very old, but applicable, test is to put a small neon lamp close to the anode circuit wiring.

Parasitics at v.h.f. lead to the lamp glowing with a distinct purple tinge, while l.f. parasitics lead to a deep red colour. In addition, the v.h.f. parasitics cause the brightness to vary appreciably as the lamp is moved along the wiring, while l.f. parasitics show little change. The use of a wide-band (350MHz or more) oscilloscope will show up parasitics on a two-tone test, or often on a keyed c.w. signal. Alternatively, a wide-band spectrum analyser may be used, if available.

From the above, it may be conjectured that parasitics are not a problem with solid-state equipment. Unfortunately, this is not so, and great care is needed when building solid-state p.a. stages to avoid parasitics. These parasitics may well be of sufficient intensity to destroy transistors and thus need to be treated carefully. Especially at v.h.f., the oscillations can be dependent upon the tuning of the stage, while at all frequencies, bypassing of supply lines is important, frequently needing a number of capacitors to provide effective decoupling at all frequencies from low audio to several hundred MHz.

Modern high-gain transistors offer very high possibilities of producing oscillations, and it is unfortunate that adjustment into a wide-band 50 ohm dummy load is often unsatisfactory, as a practical antenna represents a good v.s.w.r. (hopefully!) at the working frequency, and a rising v.s.w.r. at other frequencies.

Depending on the feedback impedances of the transistor, oscillations may occur with certain v.s.w.r. loads, or even with the wrong sort of low-pass filter on the output. Having built a number of solid-state p.a. stages, the author is very dubious about commissioning such a stage without a spectrum analyser, although it is readily admitted that many people seem to manage it without apparent problems.

Spectrum Analysers

In this vein, incidentally, it should be noted that although the spectrum analyser is a very powerful tool for the equipment designer, its use does not always bring unmitigated blessings, as its capacity for revealing that which one would rather have hidden is at times embarrassing.

Varactor multipliers are capable of producing virulent spurious outputs if incorrectly tuned. Some years ago, at the RSGB Exhibition, the Post Office, as it then was, had a demonstration using a spectrum analyser of the possibilities obtainable with one of the standard amateur designs of the day.

The results were frightening! Nevertheless, intelligent use of simple test equipment can allow such a multiplier to be tuned up without too much trouble. Tunnel diode

continued on page 35 ▶▶▶

Lee Electronics Ltd



- ★ Rx. 150KHz-30MHz.
- ★ Tx. 160-10m in 9 bands.
- ★ AM, FM, CW, LSB, USB, FSK.
- ★ 2 x 10 memories in two banks.
- ★ Any Tx-Rx split within coverage possible.
- ★ Superb Rx-dynamic range up to 100dB.
- ★ 100W solid state Tx, 240V or 12V.
- ★ Electronic keyer built in.

There are too many features for us to give a full list (Noise Blanker, Notch filter, Dial Lock, Auto Mic Gain, Scan etc, etc.) so please contact us for further details.

£1,295

-FT1-



YAESU FRG7700

- One-touch frequency selection from long wave to short wave with 12 channels capable direct memory circuitry. (With memory type only).
- 150kHz to 29.999MHz full coverage high stability dual PLL system.
- Strong for cross modulation.
- Automatic band pass filter selection.
- 3 filters for AM reception.
- 2 steps of AGC . . . fast/slow.
- Narrow band FM reception capability.
- Timer facility.
- Back up battery.
- Sinpo coded signal strength meter.
- Receiver noise blanker circuitry.
- 12 kinds of attenuator.
- High quality audio sound.
- Dimmer control.
- AC + DC operation.

FRG7700 £329
FRG7700m (with memories fitted) £409

SPECIAL OFFER!



-C7800-

FM UHF MOBILE TRANSCEIVER

Well, what can we say about this set? Standard Communications pride themselves on being one of Japan's leading manufacturers of professional VHF/UHF communications equipment with a reputation for excellent quality control, so all their know-how has gone into making a truly remarkable set with all the features anyone could need in a mobile unit (come in and see it for yourself).

New Low Price £250



-C78-

70cm FM PORTABLE

This has all the features of the C58 and uses the same range of accessories (with the exception of the linear amp) so you only need buy one set for both units. With 70cm getting more popular come in and try one.

£225.50 inc. VAT and carriage.

400 EDGWARE ROAD,
 LONDON W2
 01-723 5521 Tlx 298765

Please allow up to 14 days for delivery



-C58-

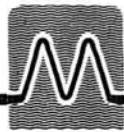
2 metre MULTI-MODE

The C58 has all the features possible on a portable rig many of which some mobiles don't have. It's optional accessories allow it to be used in the car with a power output of 25W. Come in and compare this with the FT290, you may be glad you did.

£245.00 inc. VAT and carriage.

NEAREST TUBE:
 EDGWARE ROAD
 PADDINGTON

BUSES:
 6, 8, 16, 16A,
 176, 616.



MICROWAVE MODULES LTD

THEY'RE ALL NEW ... AND FIRST CLASS!

MM2001

RTTY TO TV CONVERTER



NOW WITH EXTRA FACILITIES! - SUITABLE FOR UOSAT

This converter, MM2001, contains a terminal unit, and a microprocessor controlled TV interface, and requires only an audio input from a receiver and a 12 volt DC supply to enable a live display of "off-air" RTTY and ASC11 on any standard domestic UHF TV set. The MM2001 will decode these speeds: RTTY: 45.5, 50, 75, 100 baud; ASC11: 110, 300, 600, 1200 baud. A printer output (Centronics compatible) allows hard copy of received signals. This unit is compatible with amateur and commercial transmissions.

£169 inc. VAT (P+P £2.50)

MML144/30-LS

144MHz 30 WATT LINEAR & RX PREAMP



- FEATURES:**
- 30 WATTS OUTPUT POWER
 - SUITABLE FOR 1 OR 3 WATT TRANSCEIVERS
 - LINEAR ALL MODE OPERATION
 - STRAIGHT THROUGH MODE WHEN TURNED OFF
 - ULTRA LOW NOISE RECEIVE PREAMP (3SK88)
 - EQUIPPED WITH RFVOX

This new product has been developed from our highly successful MML144/25. It is suitable for use with 1 watt or 3 watt transceivers and the input level is switch selectable from the front panel. Other front panel mounted switches controlling the switching circuitry allow the unit to be left in circuit at all times. The linear amplifier and the ultra low noise receive preamp can both be independently switched in and out of circuit. In this way maximum versatility is afforded. Use this new amplifier with your FT290R, C58, TR2300 etc, and have mobile or base station performance at a realistic cost!

£65 inc. VAT (P+P £2.50)

MML144/100-LS

144MHz 100 WATT LINEAR & RX PREAMP

(Appearance as 30 watt model)

100 WATTS OUT FOR 1 OR 3 WATTS INPUT ON 144MHz

- FEATURES:**
- 100 WATTS RF OUTPUT SUITABLE FOR 1 WATT OR 3 WATT TRANSCEIVERS
 - STRAIGHT THROUGH MODE WHEN TURNED OFF
 - ULTRA LOW NOISE RECEIVE PREAMP (3SK88)
 - EQUIPPED WITH RFVOX
 - SUPPLIED WITH ALL CONNECTORS

This new two stage 144MHz solid-state linear amplifier has been introduced as a result of the large number of low power transceivers currently available. When used in conjunction with such transceivers this unit will provide an output of 100 watts.

Several front panel mounted switches controlling the switching circuitry allow the unit to be left in circuit at all times. The linear amplifier and the ultra low-noise receive preamp can both be independently switched in and out of circuit. In this way maximum versatility and flexibility is available to the user at the flick of a switch. Use this new amplifier with your FT90R, C58, TR2300 etc. and have mobile or base station performance.

£145 inc. VAT (P+P £3)

MTV435

435MHz TELEVISION TRANSMITTER



- FEATURES:**
- 20 WATTS PSP OUTPUT POWER
 - BUILT IN WAVEFORM TEST GENERATOR
 - TWO VIDEO INPUTS
 - AERIAL CHANGEOVER FOR RX CONVERTER
 - TWO CHANNEL USING PLUG-IN CRYSTALS

This high performance ATV transmitter consists of a two channel exciter, video modulator and a two stage 20 watt linear amplifier. The unit will accept both colour and monochrome signals, and a sync pulse clamp is incorporated to ensure maximum output. An internal pin diode aerial c/o switch allows connection of the aerial to a suitable receive converter when in the receive mode. (MMC435/600 - £27.90). Full transmit/receive switching is included together with an internal waveform test generator which will assist the user in adjusting the gain and black level controls.

£149 inc. VAT (P+P £3)

SPACE PERMITS ONLY A BRIEF DESCRIPTION OF THESE NEW PRODUCTS. HOWEVER A FULL DATA SHEET IS AVAILABLE FREE ON REQUEST. OTHER NEW PRODUCTS AVAILABLE INCLUDE:-

- | | | |
|---------------|---------------------------------------|-----------------------------|
| MM52 | - ADVANCED MORSE TRAINER | - £155 inc. VAT (P+P £2.50) |
| MML28/100-S | - 10 METER 100 WATT LINEAR/RX PREAMP | - £129.95 inc. VAT (P+P £3) |
| MMK1691/137.5 | - 1691MHz WEATHER SATELLITE CONVERTER | - £115 inc. VAT (P+P £2.50) |

ALL MICROWAVE MODULES' PRODUCTS ARE FULLY GUARANTEED FOR 12 MONTHS (Including PA Transistors)

OUR ENTIRE RANGE OF PRODUCTS WILL BE EXHIBITED AND ON SALE AT MOST OF THE 1992 MOBILE RALLIES BY OUR SALES TEAM. SEE YOU THERE!



MICROWAVE MODULES

BROOKFIELD DRIVE, AINTREE, LIVERPOOL L9 7AM, ENGLAND
Telephone: 051-523 4011 Telex: 628608 MICRO G
CALLERS ARE WELCOME, PLEASE TELEPHONE FIRST

HOURS:
MONDAY TO FRIDAY
9-12.30, 1-5.00

LISTEN TO THE WORLD

WITH A RECEIVER FROM



Best Selection LOWEST PRICES

MEDIUM WAVE/SHORT WAVE

Trio R-600 is a new high class general coverage receiver covering 30 bands between 150kHz and 30MHz with a PLL synthesiser. Both digital display readout (1kHz resolution) and analog display (10kHz resolution) are provided for easy and accurate tuning. The R-600 also includes three IF filters, RF ATT and tone control, etc to ensure the best receiving conditions for each mode 240V AC/12V DC supply. Catronics Price Now Only £235.

AIRBAND (VHF)

Signal R517 portable, fully tuneable 118 to 143MHz with provision for 3 crystals (extra) 1.2µV sensitivity. Fine Tuning control, Telescopic aerial. Catronics Price £49.

Signal R528 portable, crystal controlled channels, with scanning. High performance, pocket size. Only £69.50 + crystals £2.80 ea.

MARINE/AMATEUR (VHF)

Search SR9 fully tuneable coverage + provision for 11 crystals. Fine tuning and Squelch controls. 12Vdc supply. EXCELLENT VALUE at only £46

DAIWA SR11 - fully tuneable coverage of 2m amateur band plus 6 channel scanning facility giving tune/scan/manual modes of operation. Variable squelch control. 12V d.c. supply. Now only £55 + crystals £2.50 ea.

Belcom AMR217B automatically scans up to 7 crystal controlled channels with provision for 10 additional fixed channels. 240Vac/12Vdc supply. Incl: 8 channels £120.

Lowc DS10 portable, 10 crystal controlled channels automatically scanned. Rechargeable batteries & charger included. Telescopic aerial £75 + crystals £2.80 ea.

SYNTHESISED SCAN - AIR/MARINE ETC

SX200N - The ultimate scanner for 32,000 channels covering 26-88, 108-180, 380-514MHz AM and FM, 16 memory channels, 2 speed scan, 3 squelch modes + Digital Clock display. Listen to 10m-70cm Amateur, Aircraft, and Marine Bands 240V a.c./12V d.c. supply. New version with improved filters etc. ALL FOR ONLY £264.50

Additional crystals for above receivers: Airband & Marine, £2.80; Amateur £2.50. All prices include VAT but add carriage: Mains receivers, £5.50; others £1.50. Mail orders normally dealt with same day.

Goods may now be ordered via PRESTEL: use MAILBOX account 016696701 or pay by Barclaycard, Trustcard, VisaCard, Access, EuroCard, Master charge, etc.; cash, cheque, H.P. or Catronics Credit Card.



We carry a full range of CB rigs & accessories. Walkie-Talkies from £24.50. Mobiles from £64.95. Ask for details.



COMMUNICATIONS HOUSE,
(Dept. 287) 20 WALLINGTON SQUARE,
WALLINGTON, SURREY, SM6 8RG.

Tel. 01-669 6700 (9 a.m. to 5.30 p.m. Sat 12.45) Closed lunch 12.45-1.45.

An entire range of low-cost high-performance instruments



Making Performance Affordable

- | | | | |
|--------|--|--------|---|
| *2010A | 3½-Digit L.E.D. Bench DMM | *5020A | 1Hz-200kHz Function Generator |
| *2015A | 3½-Digit L.C.D. Bench DMM | *8110A | 100MHz 8-Digit Frequency Meter |
| 2020 | 3½-Digit L.E.D. Bench DMM with Microcomputer Interface | *8610A | 600MHz 8-Digit Frequency Meter |
| 2033 | 3½-Digit L.C.D. Hand DMM | *8610B | 600MHz 9-Digit Frequency Meter |
| *2035A | 3½-Digit L.C.D. Hand DMM | 8000B | 1GHz 9-Digit Frequency Meter |
| *2037A | 3½-Digit L.C.D. Hand DMM with Temp. | 8700 | 10MHz Universal Frequency Counter/Timer |
| LP-10 | 10MHz Logic Probe | PSC-65 | 600MHz Prescaler |
| | | 9005 | 5MHz Single Trace Oscilloscope |

* Also available in kit form.

Test our low priced test equipment. It measures up to the best. Compare our specs and our prices - no-one can beat our price/performance ratio.

Full colour illustrated brochure and price list from:

BLACK STAR LTD.,
9a Crown Street, St. Ives,
Cambs. PE17 4EB
Tel: (0480) 62440. Telex 32339



PRODUCTION LINES

ALAN MARTIN G8ZPW

Power Supply Unit

Frémak Electronics, the Melksham based power supply specialists, announce the introduction of the PSU4, a mains supplied power source providing a stabilised and regulated 13.8V d.c. which is capable of running at four amps continuously.

The PSU4 is suitable for powering portable or mobile amateur rigs, used as base stations, running at up to a typical maximum of 10W r.f. out, also it is ideal for CB base stations and 12V radio receivers, tape players and amplifiers.

An electronic current limit circuit prevents damage if the output is short circuited, also the unit is fitted with thermal shutdown to prevent overheating and internal r.f. decoupling. Crowbar overvoltage protection is fitted, which monitors the output voltage continuously, and shuts the unit down if, in the event of regulator failure, the output voltage becomes excessive, thus preventing damage to the equipment being powered. Should the overvoltage situation be of a transitory nature the shutdown will last for approximately 15 seconds, when the unit



will automatically switch back on. Additionally, a moving coil meter is provided to allow the output current to be visually monitored.

An added bonus with the unit is that it can be used as an automatic battery charger for 12V batteries with the in-built voltage regulation circuitry preventing overcharging. When used as a charger, a 10 amp fuse must be connected between the PSU4 and the battery, to protect the crowbar shutdown thyristor.

Priced at £19.95, which includes VAT and p&p, the PSU4 is available direct from: *Frémak Electronics, Unit 1, Strattons Walk, Melksham, Wiltshire SN12 6LA. Tel: (0225) 705516.*

New from Microwave Modules

Latest expansion to the range of r.f. related products from Liverpool based MM include the MML 144/100-LS, 144MHz, 12V linear amplifier. This unit has been developed to complement the upsurge in low power mobile/portable equipment. The 144/100-LS incorporates an additional stage of amplification before the final, allowing the generation of 100W of r.f. from input drive levels of 1 and 3W. The input level is switch selectable (built-in attenuation network) as are f.m./s.s.b. modes, pre-amplifier and the p.a. itself.

The integral pre-amplifier uses a 3SE88 MOSFET which provides a useful increase in receiver sensitivity. Current price is £145 including VAT and an alternative 30W output unit, the MML 144/30LS, is available at £65 including VAT.

For the 432MHz QRO station the MML 432/100, 100W linear amplifier should also be of some interest. This device requires an input of 10W for its



nominal rated output; supply requirements are quoted as 12.5V nominal at 20A for 100W.

A very comprehensive protection system has been designed-in and will guard against high v.s.w.r., thermal (over-temperature) and reverse/over-voltage. Visual confirmation is provided in respect of shutdown due to v.s.w.r. or thermal effects. In the case of high v.s.w.r., greater than 2.5:1 at the antenna socket, the amplifier will switch into a "straightthrough" mode, whilst checking for an improvement every eight seconds and returning to full power if found. The MML 432/100 is available at the VAT inclusive price of £228.65.


Into Amateur TV (ATV) yet? The MMC 435/600 is a ready-built 435MHz

Antenna Noise Bridge

LAR Modules Ltd. announce the introduction of their newly designed Antenna Noise Bridge, a simple to use and very useful item of test equipment, that permits resonance and impedance tests to be carried out on antennas, feeders, tuned circuits etc.

Major features of the unit are: frequency range 500kHz to 200MHz; impedance measuring range 0 to 220Ω; powered by a 9V (PP3) battery and contained within a case measuring 96 x 85 x 70mm. Connections are via two SO239 sockets and the unit weighs 260g.

Priced at £31.00, which includes VAT, the Antenna Noise Bridge is available from dealers or direct (add £2.00 p&p) from: *LAR Modules Ltd., 60 Green Road, Leeds LS6 4JP. Tel: (0532) 782224.*



up-converter providing ATV inputs when fed from a suitable antenna, to an unmodified domestic television receiver. Price is £27.90 including VAT.



The MTV 435 is a high performance ATV transmitting system consisting of dual-channel exciter, video modulator and two stage 20W linear amplifier. Video bandwidth is suitable for both colour and monochrome and a test waveform generator is built-in. The price is £149 including VAT.

Details of these and the remaining items within the extensive range of products are contained in the 1982 catalogue, which is available at a post inclusive price of £0.40 from: *Microwave Modules, Brookfield Drive, Aintree, Liverpool L9 7AN. Tel: 051-523 4011.*

The April 16 Schedule Revision

The London Gazette Notice in full

WIRELESS TELEGRAPHY ACT 1949

To All Holders of Amateur (A) Licences and Amateur (B) Licences

The Secretary of State for the Home Department hereby gives notice that, as from the date this notice is published, all licences, as amended from time to time of the above types currently in force shall be and are hereby varied by the deletion of the Schedule thereto and the substitution of the following:

SCHEDULE

See facing page ►

FOOTNOTES

1. This band is allocated to stations in the amateur service on a secondary basis on condition that they shall not cause interference to other services.
2. This band is shared with other services.
3. This band is available to amateurs until further notice provided that use by the Licensee of any frequency in the band shall cease immediately on the demand of a Government official.
4. The type of transmission known as Radio Teleprinter (RTTY) may not be used in this band.
5. Use by the Licensee of any frequency in this band shall be only with the prior written consent of the Secretary of State.
6. This band is not available for use within the area bounded by 53°N02E, 55°N02E, 53°N03W and 55°N03W.
7. In this band the power must not exceed 10 dBW erp (effective radiated power).
8. Use by the Licensee of any frequency in this band shall only be with written consent of the Secretary of State and such consent shall indicate the power which may be used, taking into consideration the characteristics of the Licensee's station.
9. Slow Scan Television may be used in this band.
10. High Definition Television (A3F, C3F, F3F, G3F) may be used in this band.
11. Facsimile Transmission (A3C, F3C, G3C) may be used in this band, with a bandwidth not greater than 6 kHz.
12. The amateur-satellite service also has an allocation in this band.
13. This band is allocated to stations in the amateur-satellite service on a secondary basis, on condition that they shall not cause interference to other services.
14. The amateur-satellite service may operate in this band in accordance with International Radio Regulation 2741, viz:
Space stations in the amateur-satellite service operating in bands shared with other services shall be fitted with appropriate devices for controlling emissions in the event that harmful interference is reported in accordance with the procedure laid down in Article 22 of the Radio Regulations. (Administrations authorising such space stations shall inform the IFRB and shall ensure that sufficient earth command stations are established before launch to guarantee that any harmful interference which might be reported can be terminated by the authorising administration (see RR 2612).)
15. The use of the amateur-satellite service in the following bands shall be limited to the direction stated below:
1260—1270 MHz Earth to Space
5650—5670 MHz Earth to Space
5830—5850 MHz Space to Earth
16. The bands allocated to the amateur service at 3.5, 7.0, 10.1, 14.0, 21.0, and 144 MHz may, in the event of natural disasters, be used by non-amateur stations to meet the needs of international emergency communications in the disaster area in accordance with regulations of the Radio Regulatory Department.
17. Since high intensities of RF radiation may be harmful, the following safety precaution must be taken: in locations to which people have access, the power density on transmit must not exceed the limits recommended by the competent authorities. Currently this limit is 10 mW/cm².
18. Data transmission may be used within the frequency bands 144 MHz and above provided (a) the Station call sign is announced in morse or telephony at least once every 15 minutes and (b) emission is contained within the bandwidth normally used for telephony.
 - A. DC input power is the total direct current power input to (i) the anode circuit of the valve(s) or (ii) any other device energising the antenna.
 - B. As an alternative for R3E and J3E single sideband types of emission, the power shall be determined by the peak envelope power (PEP) under linear operation.
 - C. Double Side Band suppressed carrier emissions are permitted within the terms of this licence.
 - D. The symbols used to designate the classes of emission have the meaning assigned to them in the Telecommunication Convention. They are:

Amplitude Modulation

- A1A Telegraphy by on-off keying without the use of a modulating audio frequency.
A1B Automatic telegraphy by on-off keying, without the use of a modulating audio frequency.
A2A Telegraphy by on-off keying of an amplitude-modulating audio frequency or frequencies, or by on-off keying of the modulated emission.
A2B Automatic telegraphy by on-off keying of an amplitude-modulating audio frequency or frequencies, or by on-off keying of the modulated emission.
A3E Telephony, double sideband.
A3C Facsimile Transmission.
H3E Telephony using single sideband full carrier, amplitude modulation.
R3E Telephony, single sideband, reduced carrier.
J3E Telephony, single sideband, suppressed carrier.
A3F/C3F Slow scan television and high definition television.

Frequency Modulation

- F1A Telegraphy by frequency shift keying without the use of a modulating audio frequency: one of two frequencies being emitted at any instant.
F1B Automatic telegraphy by frequency shift keying without the use of a modulating audio frequency.

Page 34 ►

Frequency Bands in MHz	Footnote No.	Power Limitations		Classes of Emission (see C and D overleaf)		
		Carrier Power supplied to the Antenna	Peak Envelope Power supplied to Antenna for SSB Operation			
1.81 – 1.85	2	9 dBW	15 dBW	A1A		
1.85 – 2.0	2 and 4					
3.5 – 3.8	2, 9, 11 and 16	20 dBW	26 dBW	A1B		
7.0 – 7.1	9, 11, 12 and 16					
10.1 – 10.15	1 and 16					
14.0 – 14.25	9, 11, 12 and 16					
14.25 – 14.35	9, 11 and 16					
21.0 – 21.45	9, 11, 12 and 16					
28.0 – 29.7	9, 11 and 12					
70.025– 70.5	1 and 3				16 dBW	22 dBW
144.0 – 146.0	9, 11, 12, 16 and 18	20 dBW	26 dBW	H3E		
430.0 – 432.0	1, 6, 7 and 18	See f/note 7	See f/note 7			
432.0 – 435.0	1, 10 and 18	20 dBW	26 dBW	J3E		
435.0 – 438.0	1, 10, 14 and 18					
438.0 – 440.0	1, 10 and 18					
Frequency Bands in MHz	Footnote No.	Maximum DC input power (see A and B overleaf)	SSB Operation	F1A		
1,240.0 – 1,260.0	1, 10, 17 and 18	150 watts	26 dBW	F1B		
1,260.0 – 1,270.0	1, 14, 15, 17 and 18					
1,270.0 – 1,325.0	1, 10, 17 and 18					
2,300.0 – 2,400.0	1, 10, 17 and 18					
2,400.0 – 2,450.0	1, 10, 13, 14, 17 and 18					
3,400.0 – 3,475.0	1, 17 and 18					
5,650.0 – 5,670.0	1, 10, 13, 14, 15, 17 and 18					
5,670.0 – 5,680.0	1, 10, 17 and 18					
5,755.0 – 5,765.0	1, 10, 17 and 18					
5,820.0 – 5,830.0	1, 10, 17 and 18					
5,830.0 – 5,850.0	1, 10, 13, 14, 15, 17 and 18					
10,000 – 10,450	1, 10, 17 and 18					
10,450 – 10,500	1, 10, 13, 14, 17 and 18					
24,000 – 24,050	8, 10, 12, 17 and 18					
24,050 – 24,250	1, 8, 10, 17 and 18					
2,350.0 – 2,400.0	1, 5, 13, 17 and 18			25 watts mean power and 2.5 kilowatts peak power		K1A L2A
10,050 – 10,450	1, 5, 17 and 18					
5,755.0 – 5,765.0 5,820.0 – 5,850.0	1, 5, 13, 17 and 18					

- F2A Telegraphy by on-off keying of a frequency modulating audio frequency or frequencies, or by on-off keying of a frequency modulated emission.
- F2B Automatic telegraphy by on-off keying of a frequency modulating audio frequency or frequencies, or by on-off keying of a frequency modulated emission.
- F3E Telephony.
- F3C Facsimile Transmission.
- F3F Slow Scan Television and high definition television.

Phase Modulation

- G1A Telegraphy by phase shift keying without the use of a modulating audio frequency.
- G1B Automatic telegraphy by phase shift keying without the use of a modulating audio frequency.
- G2A Telegraphy by on-off keying of a phase-modulating audio frequency or frequencies, or by on-off keying of the phase-modulated emission.
- G2B Automatic telegraphy by on-off keying of a phase-modulating audio frequency or frequencies, or by on-off keying of the phase-modulated emission.
- G3E Telephony.
- G3C Facsimile Transmission.
- G3F Slow Scan television and high definition television.

Pulse Modulation

- K1A Telegraphy by on-off keying of a pulsed carrier without the use of a modulating audio frequency.
- K2A Telegraphy by on-off keying of a modulating audio frequency or frequencies or by on-off keying of a modulated pulsed carrier—the audio frequency or frequencies modulating the amplitude of the pulses.
- L2A Telegraphy by on-off keying of a modulating audio frequency or frequencies or by on-off keying of a modulated pulsed carrier—the audio frequency or frequencies modulating the width (or duration) of the pulses.
- K3E Telephony, amplitude modulated pulses.
- L3E Telephony, width (or duration) modulated pulses.
- M2A Telegraphy by on-off keying of a modulating audio frequency or frequencies or by on-off keying of a modulated pulsed carrier—the audio frequency or frequencies modulating the position or phase of the pulses.
- Q2A Telegraphy by on-off keying of a modulating audio frequency or frequencies or by on-off keying of a modulated pulsed carrier—the audio frequency or frequencies modulating the angle of the carrier during the pulses.
- V2A Telegraphy by on-off keying of a modulating frequency or frequencies or by on-off keying of a modulated pulsed carrier—which is a combination of the foregoing, or is produced by other means.

CLASSIFICATION OF EMISSIONS

Basic Characteristics

The basic characteristics of a radio emission are described by three symbols as follows:

- (i) first symbol—type of modulation of the main carrier.
- (ii) second symbol—nature of Signal(s) modulating the main carrier.
- (iii) third symbol—type of information to be transmitted.

INTERPRETATION

- (i) *Carrier Power of a Radio Transmission.* The average power supplied to the antenna from a transmitter during one radio frequency cycle under conditions of no modulation. This interpretation does not apply to pulse modulated emissions.
- (ii) *Peak Envelope Power of a Radio Transmitter.* The average power supplied to the antenna by a transmitter during one radio frequency cycle at the highest crest of the modulation envelope, taken under conditions of normal operation.
- (iii) *Effective Radiated Power (e.r.p.)* (in a given direction): The product of the power supplied to the antenna and its gain relative to a half-wave dipole in a given direction.

EXCEPTING THAT HOLDERS OF AMATEUR (B) LICENCES ARE NOT PERMITTED THE USE OF RADIO FREQUENCIES BELOW 144 MHz OR THE USE OF A1A, A1B, A2A, A2B, F1A, F1B, F2A, F2B, G1A, G1B, G2A, G2B, K1A, K2A, L2A, M2A, Q2A and V2A TRANSMISSIONS.

W. J. A. Innes, on behalf of the Secretary of State for the Home Department.

Dated this 19th Day of March 1982.

The April 16 Schedule Revision

~ An Analysis by G3GSR

The above schedule replaces that published in the *London Gazette* of 12 February, 1982. Comparing this latest schedule with the UK Amateur Licence as it existed prior to February 12, the following appear to be the main changes:

1. Power limitations on most bands are now stated in terms of Carrier Power and Peak Envelope Power, and given in dBW, that is level in decibels relative to a watt. Approximate conversions from dBW to watts are as follows:

- 9dBW = 8W 20dBW = 100W
- 15dBW = 32W 22dBW = 160W
- 16dBW = 40W 26dBW = 400W


- 2. Classes of Emission are given in the new international code. See *All Change!*, page 24 of our August 1981 issue for full details.
- 3. The spot aeronautical frequencies in the 144.0–146.0MHz band have been deleted.
- 4. Facsimile transmission now has a bandwidth limit of 6kHz imposed.
- 5. The band 1.8–1.81MHz has been lost to amateurs, but 1.81–2.0MHz is now shared

on an equal footing with other users, rather than the amateurs being secondary users as before.

- 6. A new band 10.1–10.15MHz has been allocated to amateurs on a secondary-user basis.
- 7. Amateur satellite communications have new frequency allocations under certain restrictions in the 1260.0–1270.0, 2400.0–2450.0, 5650.0–5670.0, 5830.0–5850.0 and 10450–10500MHz bands.

Continued opposite ►

BENNY



TRANSMITTER PARAMETERS—3

▶▶▶ continued from page 28

amplifiers are not very common these days, and this is perhaps a better thing than many people realise, in view of the ability of a simple tunnel diode amplifier to oscillate at five frequencies at once, all the way from 25Hz to 3.5GHz!

Transverters

Spurious outputs are problems that are generally avoided by the average amateur. The occasional transverter design has problems which are caused purely by ignorance. For example, consider a transverter from 3.5MHz to 1.8MHz. If a 5.5MHz crystal is used, then an input frequency of 3.5MHz will produce an output frequency of 2MHz and an input of 3.7MHz will produce an output of 1.8MHz. Simultaneously, the mixing process will produce an output from $(2 \times 3.5) - 5.5$, which is 1.5MHz, becoming $(2 \times 3.7) - 5.5$, which is 1.9MHz. Thus a signal is produced which moves in the opposite direction to the wanted signal as the input frequency is varied, and cannot be removed by means of tuned circuits. A similar effect appears on 144MHz transverters from 28MHz, wherein $(2 \times 116) - (3 \times 29)$ gives an output on 145MHz for the spurious, and 145MHz for the wanted signal.

Fortunately, because of the high order of the spurious, provided the mixer is not overdriven, it is possible to keep

the spurious at a suitably low level. Nevertheless, the well sited high power 144MHz station may well put out one or two spuri of this nature which are detectable for some distance, and it should be realised that such do exist and can cause trouble.

Ideally, a station running full legal power on 144MHz should have such spuri attenuated by a minimum of 70dB, and even this will mean the spuri are at a power of 40 microwatts. Naturally, there is no point in suppressing such spuri below the wide-band noise floor of the transmitter, but they should be as low as possible if they are not to cause annoyance to other local operators.

This article may seem to be over-critical of the solid-state p.a., and no apology is made for this. Wide-band solid-state p.a. stages are generally less efficient in converting d.c. to r.f., and can be much more difficult to tame and keep clean than valved p.a. stages. They have their own difficulties in design, but provided the problems are realised and taken note of, very good transmitters are possible. The lengths necessary to obtain really good i.m.d. performance are justified in terms of pollution of the r.f. spectrum, but generally lead to too high a cost to be attractive to the amateur. The advent of power m.o.s. devices capable of handling r.f. powers produces a different set of problems, but generally show promise of performance better than that available from present-day bipolar techniques. The Polar Loop system of s.s.b. generation promises solid-state transmitters of a cleanliness not previously thought possible, and this is all to the good.

The aim has been to bring home to the average reader some of the parameters of h.f. and v.h.f. transmitters that are important in minimising interference to other users, and to give some idea of how the measurements are made, and the levels that should be looked for. ●

8. The upper limit of the 70MHz band has been lowered to 70.5MHz. Other conditions remain unchanged.

9. The various s.s.b. modes of emission can now be used in the 430.0-432.0MHz band, as well as in the remainder of this band from 432.0 up to 440.0MHz.

10. The former band 1215.0-1325.0MHz is now limited to 1240.0-1325.0MHz. The sections in which high-definition television can be used are changed.

11. Two segments of the band 5650.0-5680.0MHz are no longer

available to the amateur service.

12. A footnote on safety precautions at microwaves has been added.

Discussions between the Home Office and the RSGB are continuing, in an effort to produce a simplified and more easily understood form of schedule, and to overcome certain problems relating to the Amateur (B) Licence. Because of the way in which the new emission codes are drawn up (there is no distinction between Morse code and other telegraph codes), the

wording of the final paragraph of the *Gazette* announcement precludes (B) Licensees from using RTTY or data transmission. We understand that this was not the intention of the Home Office.

Rather more esoteric is the lack of any emission code permitting the amateur to transmit composite vision and sound signals when using high-definition television.

It is hoped that the simplified schedule may be ready later in 1982, possibly as part of a revised amateur licence.

TRIO/KENWOOD TS-530S HF TRANSCEIVER



I. H. Crowther G3KLF

The TS-530S was purchased to be the author's main h.f. rig after much consideration of all the alternative equipments and their relative prices and capabilities.

The 530 is a single-conversion transceiver. In transmission, an s.s.b. signal generated at 8.83MHz is mixed with the phase-locked-loop local oscillator output to produce the final transmission frequency. The circuitry is hybrid, using valves in the driver (12BY7A) and final stage power amplifier (6146Bs). The p.l.i. circuit generates a heterodyne frequency for each band and a counter reference signal from a single crystal oscillator (10MHz). The 530 incorporates an i.f. shift circuit, VOX, c.w. with semi-break-in and sidetone, speech processing, noise blanker, crystal calibrator, etc.

At a current price of around £530 including VAT, it appears to be good value for a transceiver covering all the amateur bands from 1.8 to 28MHz including the three new WARC bands, requiring only the purchase of a microphone, and a suitable antenna to go straight on the air.

The accessories provided with the rig are as follows: Instruction manual, speaker jack-plug, 7-pin DIN plug, spare 4A fuse and two plastics extension feet, which can be fitted to tilt the front panel upwards. It is highly recommended that owners contemplating their own servicing, or modifications, when the warranty has expired, should purchase a copy of the TS-530 Workshop Manual at £10 including VAT and postage, as the instruction manual mainly refers to the operation of the transceiver rather than to detailed descriptions of the circuits involved.

Optional accessories available include analogue v.f.o., digital v.f.o., a.t.u. with s.w.r./power meter and antenna selector switch, external speaker with built-in audio filter, linear amplifier, 1.8kHz s.s.b. filter and 500Hz and 270Hz c.w. filters.

The 530 is finished in two-tone silver grey, with a light cabinet and dark front panel. The cabinet can be removed in two halves, i.e. upper and lower, to provide access to the internal wiring above and below chassis level. A carrying handle is fitted at one end with additional feet at the opposite end so that the rig can be safely stood on one end for tests, servicing, etc. A speaker is built in to the top of the cabinet, and a very quiet fan is used to cool the r.f. output stage.

The photographs show that the front panel controls are neatly laid out and are easy to use. The operating frequency is indicated on a digital display with a resolution to 100Hz, and an analogue scale on the main tuning knob is graduated at 1kHz intervals. The internal v.f.o. allows the main tuning to cover 500kHz sections with an additional 50kHz both above and below obtainable by tuning to the extremes of the dial.

A multi-function meter is fitted which has the following capabilities: 1. "S" units to 40dB over S9 on receive. 2. AL—monitors r.f. feedback from TX final. 3. IP—monitors

anode current in TX final. 4. RF—monitors relative r.f. output power. 5. HV—monitors d.c. volts on TX final.

The i.f. shift is noteworthy, being Trio's method of tuning out interfering signals close to the wanted signal by moving the i.f. bandpass about the centre frequency by ± 1.2 kHz. This is controlled from the front panel. An r.f. attenuator (20dB) is also controlled from the front panel as is the built-in VOX and a.f. speech processor. RIT and XIT (Receiver and Transmitter Incremental Tune) are provided, as is a variable noise blanker.

The rear panel carries the cooling fan for the TX final 6146Bs, the r.f. volts control (to set relative readings on the meter), and the bias control to adjust the standing current through the TX final valves. A switch is provided to turn off the screen grid d.c. volts during neutralisation of the TX final, required whenever the 6146s are changed. A key jack socket, anti-VOX control, speaker jack, external v.f.o. connector, a remote connector for control of a linear amplifier, and finally a mains voltage selector giving options of 220 or 240V a.c. complete the rear panel features. Other supply voltages are catered for by internal straps on the mains transformer. Certain adjustments are accessible through small holes in the bottom of the cabinet. These are side-tone level adjust, standard oscillator adjust, carrier adjust (USB, LSB, CWT), i.f. shift adjust. The CWT control is used to adjust an 800Hz c.w. offset.




Transmitter Tests

The r.f. output power obtained on each band, using the test set-up shown in Fig. 1, is given in the table. The d.c. to r.f. conversion efficiency of the output pair of 6146Bs was typically 69 per cent. The final stage h.t. supply, measured on the front panel meter, was 900V at switch-on, before the valves warmed up. After warm-up, with 60mA standing current, the supply was 850V, falling to 775V on c.w. full power key down (250mA). This represents a 9 per cent drop, which is extremely good from a relatively small power transformer, which is also used to supply 100V a.c. to the cooling fan.

Using the same test set-up, a check was made on the accuracy with which the transmit frequency could be set, using the TS-530's digital display. Because the least significant digit is 100Hz, this is in some ways only a test of the operator's ability to judge the mid-point of the range over which each final digit is lit. However, it was found that a repeatable reset accuracy of at worst about 50Hz could be achieved.

Replacing the frequency counter in Fig. 1 by a spectrum analyser, checks were made for harmonic and spurious outputs, and again the results are shown in the table. No spurious were observed above 70MHz.

TRIO/KENWOOD TS-530S



The photographs above show the internal layout of the transceiver, viewed from above (left) and below (right)

Receiver Tests

The test set-up of Fig. 2 was used to produce the sensitivity figures shown in the table. As an interesting test, the signal generator level was reduced until the carrier was just copyable above the basic receiver noise to simulate a very weak c.w. station (on 21.2MHz). The level was found to be 0.035 μ V, i.e. -136.3dBm, indicating exceptional sen-

sitivity. Selectivity measurements at 3.7MHz using the same arrangement, tuning the generator across the receiver passband, produced a figure significantly narrower than that specified by the manufacturer, possibly due to different measurement techniques.

The workshop manual describes the adjustment procedure for the "S" meter circuit, involving two pre-set potentiometers. It specifies that S9 should be achieved with

Radio SPECIAL PRODUCT REPORT

★ specifications

Frequency coverage:	1.8–2.0MHz (160m) 3.5–4.0MHz (80m) 7.0–7.3MHz (40m) 10.1–10.15MHz (30m) 14.0–14.35MHz (20m) 18.068–18.168MHz (17m) 21.0–21.45MHz (15m) 24.89–24.99MHz (12m) 28.0–29.7MHz (10m)
Types of emission:	A1A (c.w.) J3E (u.s.b./l.s.b.)
Power input:	A1A 180W d.c. J3E 220W p.i.p.
Carrier suppression:	Better than 40dB
Unwanted sideband suppression:	Better than 50dB
Spurious output:	Better than –60dB
Harmonic output:	Better than –40dB

Frequency stability:	Within 1kHz during the first hour after 1 minute of warm-up. Within 100Hz during any 30-minute period after warm-up
Antenna impedance:	50Ω, unbalanced
Receiver sensitivity:	0.25μV for 10dB (S + N)/N
Receiver selectivity:	2.4kHz at –6dB, 4.2kHz at –60dB with standard filter
Receiver i.f.:	8.83MHz
Image rejection:	Better than 60dB
I.F. rejection:	Better than 70dB
Audio output:	1.5W into 8Ω
Power requirements:	120/220/240V a.c. 50/60Hz 27W receive (heaters off) 295W transmit
Dimensions:	133 x 333 x 333mm
Weight:	12.8kg

a signal generator input of 40dBμV, i.e. 100μV. The actual value measured of 94μV is very close, and at 14.175MHz the "S" meter reading was only 2dB high.

A useful check for owners not having access to an accurate signal generator, but nevertheless wishing to form an idea of the continuing performance of their receiver, is to use the internal calibration oscillator as a generator, keeping a note of the "S" meter readings for each band. The r.f. gain control should be set to maximum, the DRIVE control peaked, and the r.f. attenuator switched out. Using this technique, readings between 7 and 9 were obtained on the various bands.

The residual noise level was measured with the antenna socket terminated in 50Ω, and the r.f. and a.f. gain controls at maximum. This was found to be 200mW at the rear-panel loudspeaker jack, and 50μW at the headphone socket (a series limiting resistor is included in the wiring to the headphone socket). Investigation revealed this noise to be coming from the r.f. stage of the receiver, though it should be borne in mind that it is a relative thing, since a c.w. signal of 0.035μV can be copied at maximum gain settings.

Using a similar test set-up (i.e. input terminated in 50Ω), the TS-530 was slowly tuned through the full frequency range covered, keeping the DRIVE control peaked at all times. No internal spurs capable of moving the "S" meter needle were found. Very weak signals were heard at 10, 20 and 30MHz, just above the noise level, obviously originating from the 10MHz standard oscillator used in the p.l.i. circuit. These signals correspond to an input signal level around 0.05μV, and were not considered detrimental as they all lay outside amateur bands.

Impressions

The TX-530S is mechanically strong, with no trace of cabinet flexing. The front panel is diecast and is extremely rigid, the rear panel is of heavier gauge than the main cabinet and is also very strong for its purpose. The cooling fan runs slowly and quietly.

On removing the top cover, the first impression was that it looked a bit untidy and cluttered, with connecting wires

everywhere. This may be because the writer has become used to seeing vertical plug-in boards with interconnecting cables running beneath them, generally out of sight. Having said that, it is felt that more thought could have gone into tidying up the connecting cables by greater use of lacing, cable-ties or spiral plastics cable-wrap.

The plug and socket connections however do make a very solid connection, and it is thought that very little trouble should stem from them once a check has been made that they are all firmly seated.

The front panel controls all function easily, smoothly and well. The noise blanker is effective on ignition type noise but excessive setting of the threshold level control should be avoided as this causes severe cross-modulation problems at night on frequency bands up to 7MHz.

The VOX and the associated anti-trip work well, the only criticism being that the antenna change-over relay is a bit noisy in operation. The a.g.c. is completely satisfactory, with well-chosen time constants for the fast and slow alternatives. It is also useful to have the option of switching off the a.g.c. entirely if required, e.g. on very weak signals.

The c.w. sidetone level is affected by the setting of the AF GAIN control. This is annoying as the positions of RF and AF GAIN controls vary a lot according to the band in use, time of day, etc. It would be better if the sidetone level remained fixed once the associated pre-set has been adjusted to a satisfactory level.

When good-quality headphones, such as stereo types with their extended bass response, are used, a low-level mains hum is discernible. This is not apparent on the built-in speaker.

The a.f. speech processing seems to have little effect on the lower bands, although DX stations on the higher frequencies seem to prefer its use. Speech quality reports are very good, and checks made with G4LQO, also using a TS-530S, yielded useful information regarding operation with different types of microphone, which generally seemed to favour the use of fairly high-impedance mics (around 15kΩ) rather than low-impedance (around 500Ω). Microphones tested included a Shure 444D (switchable high/low), Shure 401A (low) and Trio MC30S (low). The

★ test measurements

TRANSMITTER

Output power in A1A (c.w.) mode:

Band (MHz)	Max. output (W)	Band (MHz)	Max. output (W)
1.8	125	21.0	125
3.5	140	24.5	130
7.0	130	28.0	125
10.0	135	28.5	125
14.0	135	29.0	125
18.0	125	29.5	130

Harmonic & spurious outputs: (Transmitter operating on 10MHz band)

Frequency (MHz)	dB down	
	"Tune" (25W)	A1A (135W)
10	0	0
20	46	45
30	68	69
40	—	—
50	75	75
60	—	—
70	—	76

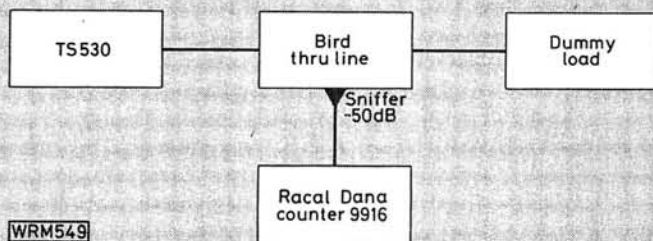


Fig. 1: Transmitter test set-up. For checks on harmonic and spurious outputs, and on carrier and sideband suppression, the counter was replaced by a Hewlett Packard 8565A spectrum analyser

Carrier suppression: 56dB
Unwanted sideband suppression: 50dB

—Nothing visible on analyser display

RECEIVER

Sensitivity: μV p.d. input for 10dB (S+N)/N

Frequency (MHz)	Input	Frequency (MHz)	Input
1.8	0.15	21.2	0.19
3.75	0.17	24.9	0.11
7.05	0.14	28.25	0.17
10.125	0.23	28.75	0.16
14.2	0.19	29.25	0.16
18.1	0.19	29.75	0.17

Selectivity: 1.2kHz at -3dB, 1.9kHz at -6dB, passband ripple less than 0.5dB

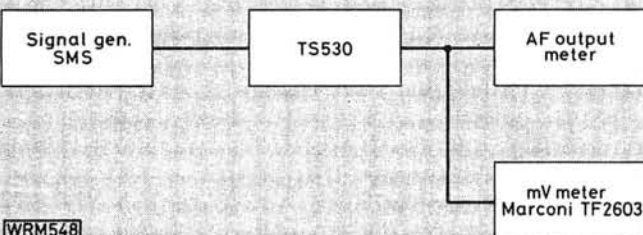


Fig. 2: Receiver test set-up. The signal generator was by Rohde & Schwarz, the a.f. output meter was a Marconi TF1065

I.F. rejection: 84dB
Image rejection: 69dB on the 21MHz band
Frequency drift: +500Hz max. over 3 hours after 4-minute warm-up. (21.48MHz)

A.G.C.: Threshold 1.58 μV p.d.
 Output change for 80dB input change relative to 1 μV : 3.3dB

"S" meter calibration: Checked at 21.2MHz

Meter reading	Input (μV p.d.)	Meter reading	Input (μV p.d.)
1	1.8	8	33.0
2	2.1	9	94.0
3	2.5	+10dB	369.0
4	3.1	+20dB	1.57mV
5	4.4	+30dB	6.28mV
6	7.2	+40dB	19.80mV
7	14.7		

Audio output: 2W max. undistorted. Over 3W for 10% distortion (3 Ω loudspeaker) 30mW into 3 Ω (headphones)

MC30S is the type normally supplied for use with the TS-530S, though the handbook specifies that any input impedance from 500 Ω to 50k Ω will suit this transceiver. It does stress that microphones having an output level greater than -50dB to -60dB should be attenuated to allow correct operation of the a.l.c. and compression. All the above tests were carried out at the recommended half-way position of

the mic gain control, with the processor off.

Reports on the c.w. note and keying characteristics are also good, as one would expect from a transceiver in this price range, but it should be noted that the keying line is at -65V, which could damage some electronic keyers.

continued on page 60▶▶▶

NEWS NEWS NEWS

Computer Experiment— Phase II

Jonathan Marks, producer of Radio Nederland *Media Network*, has provided further details of their on-going "on-air" computer experiments.

Results of the second test, on 28 January 1982, are still being processed but data from the first test has revealed useful information. Over 76% of successful participants are located within a "single hop" of one of the three transmitter station sites (main centre Lopik in the Netherlands, relays are located on the islands of Madagascar and Bonaire, Dutch Antilles).

The traditional "simple" theory of the ionosphere acting as a mirror for broadcast s.w. signals is shown to be inappropriate (inadequate) when digital information is being passed. Phase changes of the signal occur due to reflection from different layers within the ionosphere, resulting in corrupted data and the failure of the computer to load the received information.

Radio Nederland has developed, in conjunction with contributors to their HOBBYSCOOP programme, a standard code for use with machines using BASIC.

The user first loads a translation program into his home computer and can then compile programs using the HOBBYSCOOP BASIC-CODE, storing on cassette or floppy disc in the usual manner. At the time of writing, 13 machines can use this code system, including Apple, NASCOM, PET, TRS-80 model 1, Level II or III and VIC-20. Unfortunately, the ZX-81 is not compatible because of insufficient capacity.

The HOBBYSCOOP CODE is designed so that the computer will read the entire program without aborting should it fail to read a portion of the data being fed in. In most cases the result will be the printing of an incorrect character in the listing, which generally can be corrected by the user.

Further details of the HOBBYSCOPE CODE and information on future broadcast experiments are available, in return for 1 IRC (obtainable from main post offices), from: *Jonathan Marks, Producer Media Network, English Section, Radio Nederland Wereldomroep, P.O. Box 222, 1200JG Hilversum, Netherlands.*

New Microwave Beacon

A new microwave beacon GB3NWK, transmitting on 1296.81MHz, became operational on 7 March, 1982. Located at Chelsfield, near Orpington, Kent, it is located on the site previously occupied by the 432MHz (70cm) repeater GB3NK, which is 160m above sea level. GB3NK moved to Wrotham in 1980.

General specifications of GB3NWK are as follows: the beacon emits 80W e.r.p. (4W drive) using a single 15 over 15 slot-fed Yagi mounted 6.1m above ground level and beaming WNW. It is planned to reposition the antenna 11m a.g.l., together with an additional antenna beamed in another direction. The beacon keyer generates the following call "GB3NWK AL51B Chelsfield" every 40 seconds; further plans exist to upgrade the keyer unit, employing a microprocessor system which will allow varied sending sequence and the possibility of RTTY information to be sent.

The beacon keeper Alan Grove G8BJG, QTHR, would welcome all reception reports and would like to thank Wood and Douglas, Quartslab Marketing Ltd., G8CIU, G4GLN, G8CTT, G4EGU, G3TAA, G8JNZ and G8GGP for their invaluable support and also many thanks to Jerry Wing for his generous help in supplying the group with accommodation for the beacon.

Vintage Servicing

Douglas Byrne G3KPO of the National Wireless Museum at Arlington House, Ryde, IOW, has informed me that he has now available a very large collection of old service sheets, manuals and technical literature. The gen also deals with tape recorders and TV sets going back to the days before the arrival of transistors and i.c.s. Should any reader be searching for information on a piece of antique equipment they may contact Douglas by ringing him on Ryde 62513. This service is absolutely free.


Equipment Stolen from Gemini Communications

Last month in News I mentioned the burglary at Gemini Communications, below is a list of serial numbers and other details of the stolen equipment.

MAKE	MODEL	SER. No.	COMMENTS
Yaesu	FRG-7	G330405	No mic. No power lead. No instructions.
Sommerkamp	FT-780	1E020256	No mic. No power lead. No instructions.
"	FT-207	01093626	No cover for box. No instructions.
"	FT-208	1H032693	No cover for box. No instructions.
"	FT-708	1F020906	No cover for box.
"	FT-725	09050079	No box/mic/lead/mobile mount.
"	FRT-7700	1K041686	No box.
"	FT-277ZD	OD100826	FM Mk III. No mic. No mains lead.
"	FT-227RA	IF250131	No mic. No d.c. lead.
"	FT-202	???	No NiCads. 3 channels only.
"	FP-12	???	Complete.
"	MT-155	???	Marine transceiver, 2 channels fitted. No box. No manual. No mobile mount.
"	TS-788DX	???	Complete.
"	FT-207	???	No manual. Faulty internal mic. Very dim i.e.d. display. No charger.
"	FT-767DX	???	No power lead.
"	FT-902DM	???	No mains lead/box/manual/d.c. lead.
Sun	402	???	CB transceiver. No mic.
Sensound	Auto-scanning receiver. VHF,		10 channels. No charger/xtls.

Any information should be sent to Bolton CID at Middle Hulton station or to Gemini Communications.

More News on page 57



In all the examples of calculating potentials in series resistance circuits in last month's issue, the "0V" reference point was always part of the circuit in which we were interested. This will not always be the case. See Fig. 2.1 for an example of this.

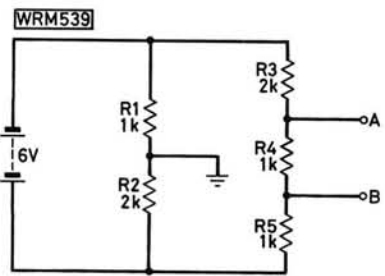


Fig. 2.1

Suppose we wish to know the potentials at "A" and "B" (with respect to earth, as this is the obvious reference point). The series circuit R3, R4 and R5 does not include the reference point. We know that there is 6V across this circuit so we can work out the voltages across each of the resistors:

$$V_{R3} = \frac{2}{4} \times 6 = 3V$$

$$V_{R5} = V_{R4} = \frac{1}{4} \times 6 = 1.5V$$

To find the potentials at "A" and "B" we first have to find the potential at the top end of R3 and the potential at the bottom of R5. We can do this by looking at the series circuit which does include the reference point. The voltage across the circuit is the same 6V as before. Voltages across R1 and R2 can be calculated:

$$V_{R1} = \frac{1}{3} \times 6 = 2V$$

$$V_{R2} = \frac{2}{3} \times 6 = 4V$$

So the potential of the top line of the whole circuit is -2V and the potential of the bottom line is +4V.

Using this information:

$$\text{Potential at "A"} = -2 + V_{R3} = -2 + 3 = +1V$$

$$\text{Potential at "B"} = +4 - V_{R5} = +4 - 1.5 = +2.5V$$

Fortunately, we are not usually faced with such a problem in practice. The 6V battery and the R1, R2, earth part of the circuit would be incorporated in the equipment's power supply and the top and bottom lines of the circuit would normally be labelled -2V and +4V respectively, but this example has shown how to proceed if things are not so straightforward.

Resistors in Parallel

As any text book on basic electricity will tell you, the general formula for the total resistance (Rt) of n resistors connected in parallel is:

$$\frac{1}{R_t} = \frac{1}{R_1} + \frac{1}{R_2} + \frac{1}{R_3} + \dots + \frac{1}{R_n}$$

This is a rather cumbersome formula to use if you do not possess one of the better types of calculator and it is well worth knowing the two cases in which its use can be avoided:

(i) When all the resistors are of the same value say (Rx), the formula simplifies to $R_t = \frac{R_x}{n}$

(ii) When there are only two resistors in parallel (say R1 and R2), the formula simplifies to

$$R_t = \frac{R_1 \times R_2}{R_1 + R_2} \text{ usually remembered as "product over sum"}$$

Another hint which is useful to remember as a quick check on your working is that the total resistance will always be lower than that of the lowest value resistor in the parallel network.

In a circuit comprising resistors all connected in parallel, there can only be one voltage to measure. See Fig. 2.2. Whatever source of e.m.f. is connected to "X" and "Y", the potential at the top ends of all the resistors will be

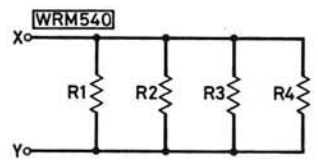


Fig. 2.2

the same (that of "X") and the potential at the bottom ends will also be the same (that of "Y"). It is only where such an arrangement of resistors is part of a more complex circuit that calculation of this single voltage needs to be considered.

Resistors in Series/Parallel Arrangements

If we wish to calculate the potentials at "A" and "B" of Fig. 2.3, we must first reduce the parallel networks (R2, R3) and (R4, R5, R6) to **equivalent** single resistors and so produce an **equivalent** circuit comprising only resistors in series.

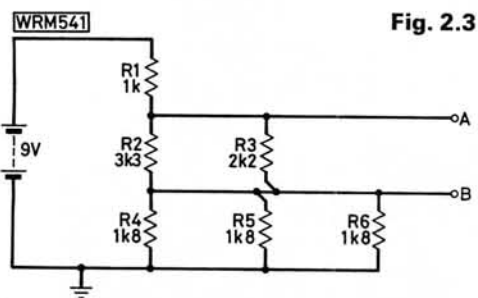


Fig. 2.3

Resistor R2 in parallel with R3, using the simplified formula of case (ii), reduces to:

$$R_x = \frac{R_2 \times R_3}{R_2 + R_3} = \frac{3.3 \times 2.2}{5.5} = 1.32\text{k}\Omega \text{ (n.b. this is less than the } 2.2\text{k}\Omega, \text{ so it looks reasonable.)}$$

Resistors R4, R5 and R6 in parallel, using the simplified formula of case (i), reduces to:

$$R_y = \frac{1.8}{3} = 0.6\text{k}\Omega = 600\Omega$$

Now we can use the equivalent circuit of Fig. 2.4:

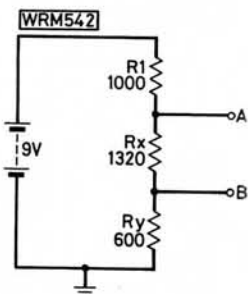


Fig. 2.4

$$\text{Total resistance} = 1000 + 1320 + 600 = 2920\Omega$$

$$V_{R1} = \frac{1000}{2920} \times 9 = 3.08\text{V}$$

The top end of R1 is at a potential of +9V (the battery voltage), so the potential at "A" = +9 - 3.08 = **5.92V**

$$V_{Ry} = \frac{600}{2920} \times 9 = 1.85\text{V}$$

So the potential at "B" = 0 + 1.85 = **+1.85V**

The example of Fig. 2.5 is more difficult. Point "D" is not one of the main junctions of the parallel networks. However, we can find the potentials at "A", "B" and "C"

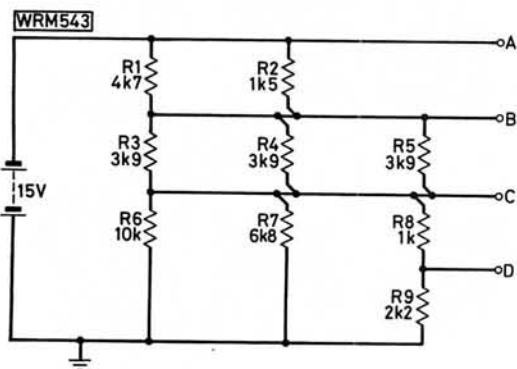


Fig. 2.5

using the method of the previous example, then find the potential at "D" by considering the series sub-circuit between "C" and earth (R8, R9).

Resistor R1 in parallel with R2 reduces to:

$$R_x = \frac{R_1 \times R_2}{R_1 + R_2} = \frac{4.7 \times 1.5}{6.2} = 1.137\text{k}\Omega = 1137\Omega$$

$$R_3, R_4, R_5 \text{ in parallel} = R_y = \frac{3.9}{3} = 1.3\text{k}\Omega = 1300\Omega$$

Between "C" and earth, we have R6, R7 and (R8 + R9) in parallel = R_z. This time we have to use the big general formula:

$$\frac{1}{R_z} = \frac{1}{10} + \frac{1}{6.8} + \frac{1}{3.2} = 0.1 + 0.147 + 0.3125 = 0.5595$$

$$\text{Therefore, } R_z = \frac{1}{0.5595} = 1.787\text{k}\Omega = 1787\Omega$$

(n.b. The value of R_z is less than the 3.2kΩ, so it looks reasonable.)

The equivalent circuit is now that of Fig. 2.6.

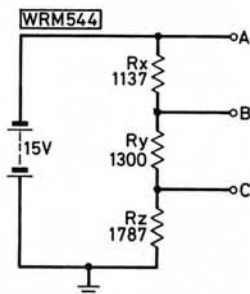


Fig. 2.6

Potential at "A" = -15V (battery voltage)

$$\begin{aligned} \text{Total resistance} &= R_x + R_y + R_z \\ &= 1137 + 1300 + 1787 \\ &= 4224\Omega \end{aligned}$$

$$V_{R_x} = \frac{1137}{4224} \times 15 = 4.04\text{V}$$

Therefore, potential at "B" = -15 + 4.04 = **-10.96V**

$$V_{R_z} = \frac{1787}{4224} \times 15 = 6.35\text{V}$$

Therefore, potential at "C" = 0 - 6.35 = **-6.35V**

To find the potential at "D", see the sub-circuit of R8 and R9 in Fig. 2.7:

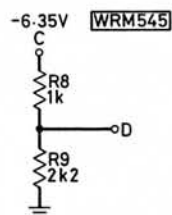


Fig. 2.7

Total resistance between "C" and earth = 3.2kΩ

$$V_{R9} = \frac{2.2}{3.2} \times 6.35 = 4.37\text{V}$$

Therefore, potential at "D" = 0 - 4.37 = **-4.37V**

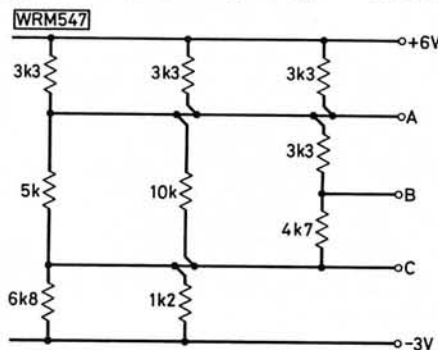


Fig. 2.8

Now here is an example for you to try for yourself. In Fig. 2.8, the top and bottom line potentials are quoted with respect to chassis (earth) as is usual. Calculate the potentials of points "A", "B" and "C" with respect to chassis. A full solution will be given in next month's issue.

Effects of Meter Resistance

When we connect a meter to a circuit to make our voltage measurements, we immediately modify the circuit because our meter itself is a resistor and we may have to take this into account in estimating our voltages.

So if you did the experiment suggested last month and obtained results you didn't expect, meter resistance could be the reason. Another explanation might be the **tolerance** of resistor marked values. A resistor without a fourth colour band has a tolerance of only ± 20 per cent. This means a "good" $1k\Omega$ resistor could have an actual resistance of anything between 800 and 1200 ohms.

The resistance of a moving-coil type meter can be calculated from the formula:

meter resistance = sensitivity \times full-scale deflection, where full-scale deflection means the maximum voltage on the scale for the range in use.

The sensitivity is a constant for any particular meter and should be quoted on the meter scale. Its units are ohms-per-volt. A good meter will have a sensitivity of 20000 ohms-per-volt or more. A cheap meter will probably have a sensitivity of $2000\Omega/V$ or less.

If the sensitivity is not quoted on your meter, it can be calculated. Generally the reciprocal of the lowest d.c. current range gives you the ohms-per-volt. For example, the writer's personal meter has a lowest current range of

$500\mu A$. The reciprocal of this is $\frac{1}{500 \times 10^{-6}} = \frac{10^6}{500} = 2000\Omega/V$. This is no doubt why it was such a cheap instrument when I bought it over 20 years ago, but it continues to serve me well and I can get accurate readings as long as I remain aware of its relatively low resistance.

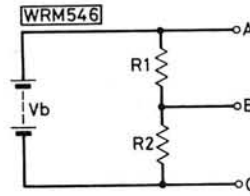


Fig. 2.9

As an example of the effects of meter resistance, try wiring up the circuit of Fig. 2.9 with a battery of some 6 or 9V and resistor values **in excess** of $220k\Omega$ for both R1 and R2. With your meter, measure the voltage across "AB" (V_{R1}), then the voltage across "BC" (V_{R2}), then the voltage across "AC" (the battery voltage).

According to Kirchhoff's Second Law (don't throw your hands up in horror—it is a very useful practical law of which we shall be glad when things become more difficult), which states that in any series circuit the sum of the p.d.s equals the e.m.f. applied, the first two voltages you measure should add up to the third. In other words:

$$V_{R1} + V_{R2} = V_b$$

You may find this very far from the case. But before you curse the hallowed name of Kirchhoff or throw your meter into the dustbin in disgust, wait until you have read next month's article, in which we shall look further into this question of meter resistance.

Next month in *Pw*

28 MHz BAND SPECIAL

28 MHz

28 MHz

28 MHz

28 MHz

Operating Pre-Amplifier

-The Low-Power DX Band

Special Offer

'Master Check'

PROBE

ON SALE 2 JULY



YAESU TRANSCEIVERS

FT-ONE	1,295.00
FT-902	885.00
FT-102 AM/FM	To be announced
FT-101ZD FM	665.00
FT-101ZD AM	650.00
FT-101Z FM	590.00
FT-101Z AM	575.00
FT-107	725.00
FT-707	569.00
FL-2100 Linear Amp	425.00
FT-480 VHF	379.00
FT-290 VHF	249.00
FT-230 VHF	239.00
FT-790 UHF	To be announced

YAESU RECEIVERS AND ACCESSORIES

FRG-7	189.00
FRG-7700	329.00
FRG-7700M	409.00
FRT-7700 ATU	37.00
FRV-7700A Converter	68.00
FRV-7700B Converter	75.00
FRV-7700C Converter	65.00
FRV-7700D Converter	72.00

ICOM

IC-720A
IC-730
IC-451
IC-251
IC-290
IC-25E
PS-15
IC-2E
IC-4E

Prices on application

TRIO

TS-930 TS-530	} Prices on application
TS-830 PS-30	

All other TRIO models available.

MICROWAVE MODULES

MMT144/28	2M Transverter for HF Rig	99.00
MMT432/28S	70cm Transverter for HF Rig	149.00
MMT432/144R	70cm Transverter for 2M Rig	184.00
MMT70/28	4M Transverter for HF Rig	115.00
MMT70/144	4M Transverter for 2M Rig	115.00
MMT1296/144	23cm Transverter for 2M Rig	184.00
MML144/25	2M 25W Linear Amp (3W I/P)	59.00
MML144/40	2M 40W Linear Amp (10W I/P)	77.00
MML144/100S	2M 100W Linear Amp (10W I/P)	129.00
MML432/20	70cm 20W Linear Amp (3W I/P)	77.00
MML432/50	70cm/50W Linear Amp	119.00
MML432/100	70cm 10/100W Linear Amp	228.64
MM2000	RTTY to TV Converter	169.00
MM4000	RTTY Tranceiver	269.00
MMC50/28	6M Converter to HF Rig	27.90
MMC70/28	4M Converter to HF Rig	27.90
MMC144/28	2M Converter to HF Rig	27.90
MMC432/28S	70cm Converter to HF Rig	34.90
MMC432/144S	70cm Converter to 2M Rig	34.90
MMC435/600	70cm ATV Converter	27.90
MMK1296/144	23cm Converter to 2M Rig	59.80
MMD050/500	500MHz Dig. Frequency Meter	69.00
MMD600P	600MHz Prescaler	23.00
MMDP1	Frequency Counter Probe	11.50
MMA28	10M Preamp	14.95
MMA144V	2M RF Switched Preamp	34.90
MMF144	2M Band Pass Filter	9.90
MMF432	70cm Band Pass Filter	9.90
MMS1	The Morse Talker	115.00

MORSE EQUIPMENT continued

BY1	Keyer Paddle (black)	£32.00
BY2	Keyer Paddle (chrome)	£39.95
BY3	Keyer Paddle (gold plated)	£92.00

ROTATORS

KR250	Kenpro Lightweight 1-1½" mast	44.95
9502B	Colorotor (Med. VHF)	49.95
KR400RC	Kenpro - inc lower clamps	99.95
KR600RC	Kenpro - inc lower clamps	139.95

DESK MICROPHONES

SHURE 444D Dual Impedance	33.00
SHURE 526T Mk II Power Microphone	46.00
ADONIS AM502 Compression Mic 1 O/P	39.00
ADONIS AM601 Compression Mic + Meter 1 O/P	49.00
ADONIS AM802 Compression Mic + Meter 3 O/P	59.00

MOBILE SAFETY MICROPHONES

ADONIS AM 202S Clip-on	20.95
ADONIS AM 202F Swan Neck + Up/Down Buttons	30.00
ADONIS AM 202H Head Band + Up/Down Buttons	30.95

DRAE PRODUCTS - fully protected power supplies

4 Amp	27.95	12 Amp	69.00
6 Amp	44.95	24 Amp	99.00
VHF Wavemeter 130-450MHz	24.95		
Morse Tutor - new product	47.00		

TEST EQUIPMENT

DM81Trio Dip Meter	63.25
AT145 Packer VHF wavemeter	£19.95
WELZ SP15M 1.8-150MHz - 200W	£29.00

MORSE EQUIPMENT

MK704	Squeeze Paddle	10.50
HK707	Up/Down Key	10.50
HK704	Deluxe Up/Down Key	14.50

LICENSED CREDIT BROKERS * Ask for written quotation. Credit Card sales by telephone.



Prices are correct as we go to press, but we reserve the right to vary them if forced to do so by the time this advertisement appears.

AMATEUR RADIO EXCHANGE



OUR STOCK IS JUST A PHONE CALL AWAY

In London's leading amateur radio store, Brenda and Bernie are now geared up to provide Britain's best phone and mail order service too. So, whether you want an HF transceiver or just a meter and a couple of PL-259s, try us. Any item in stock – and in our new premises we carry an even wider range than before – which is ordered before 2pm will normally be dispatched the same day. Carriage is free within mainland UK, and delivery will be as rapid as insured Post or Securicor can make it.

When it comes to paying the choice is yours. If you want to use your Access or VISA Credit Card, just give us your name, address and Card number, and your order is on its way. However, if you prefer to send a cheque, there won't even be a delay to clear it if you are

in the Call Book. Indeed, if you are a licensed Amateur (or if you have a Cheque or Credit Card), we can even arrange HP on the telephone, with free credit for up to 12 months if you put down a 50% deposit. Alternatively, we can offer normal HP terms over varying periods with smaller down-payments, including a special **10%** deposit scheme on transceivers.

This advertisement can only list a selection from our complete range, so please phone for up-to-date price and stock information, or send 50p for our full Stock List (refundable against any purchase over £5)... It's the next- best thing to browsing round the store... and don't worry about missing your cup of Brenda's coffee. We've even found a way of organising this for our post and telephone customers!



OTHER RANGES AND PRODUCTS

Standard • Welz • Datong • Sota • Packer • Wood & Douglas Kits

Antennas and accessories by Cushcraft, G-Whip, Jaybeam etc.

Scanning receivers by Bearcat, also the SX200N and AR-22.

Tono VHF amps. Tasco CW readers.

Wraase SSTV kits etc etc.

FT-790

Yaesu's popular 2m Portable format now available for 70cm as well, with full 10MHz coverage, all-mode FM/CW/USB/LSB, 25/50kc steps, 1.6MHz shift for repeater operation, toneburst, etc.



PHONE FOR FULL DETAILS AND PRICE

FT-102

Yaesu's latest HF transceiver... a worthy successor to the evergreen FT-101 series, with so many extra features.

- Notch filter ● Three 6146B final tubes ● IF shift control
- Bandwidth control from 2.7kHz to 500Hz ● APF control

- RF processing ● Tunable audio network for speech tailoring
- SSB/CW/AM/FM

PHONE FOR FULL DETAILS OF THE TRANSCEIVER ITSELF AND OF THE RANGE OF MATCHING ACCESSORIES.




373 UXBRIDGE ROAD, ACTON, LONDON W3 9RH
Tel: 01-992 5765/6/7 Just 500 yards east of Ealing Common station on the District and Piccadilly Lines, and 207 bus stops outside.

136 GLADSTONE STREET, ST HELENS, MERSEYSIDE
Tel: 0744 53157 Our North West branch run by Mike (G4NAR), just around the corner from the Rugby Ground.

Closed Wednesday at Acton and Monday at St Helens, but use our 24-hour Ansafone service at either shop.

THE PW MORSE



HOW
TO

Steve DAMON G8PYP



PART 1

Having held an amateur class B licence for the past four years the author decided to have yet another attempt at "cracking the code".

Because of other commitments the only time available for Morse lessons occurred when prospective teachers were not! For this reason electronic Morse tutors were reviewed, and it soon became apparent that there was a need for a relatively cheap alternative to the £100 plus commercially available units.

The following article describes the *PW Morse Show*, a very comprehensive Morse tutor, suitable for both the beginner and the advanced c.w. operator. The *PW Morse Show* will play one minute of random Morse code at a selected speed, in a five letter code group format or, alternatively, a delay of 0.5 to 2 seconds may be introduced between each individual character. The complete randomly generated sequence may then be played back during which time each character will be displayed in turn on a 7×5 l.e.d. dot matrix.

To achieve the necessary flexibility an MPU based control system is employed using the Intel 8085.

Microprocessor Basics

When microprocessors are mentioned a lot of people seem to develop the "ostrich syndrome", they bury their heads in the sand and hope it will go away! In reality microprocessor basics can be easily understood, so we will start this project with an introduction to the microprocessor itself.

The "micro-chip" consists of a large number of transistors on a single slice of silicon, arranged in such a way that its internal circuitry can perform a large number of functions, but only one at a time.

The functions available are decided by the chip designer and cannot be changed by the user. Each individual function is represented by a defined binary code applied to the microprocessor's DATA pins. The binary codes required to produce given functions are called collectively the INSTRUCTION SET and are unfortunately different for each type of microprocessor.

The microprocessor is capable of executing a single instruction very quickly (1.6µs, with a 3MHz clock, for the 8085A) and a program consists of a series of instructions which make the microprocessor perform the task you have set it.

As there are eight DATA pins on the 8085 each instruction must consist of binary numbers 8 bits long and known in computing terms as a BYTE. However, in practice binary numbers are very long and cumbersome, making them difficult to work with and consequently error prone. To overcome this, a method of instructing the microprocessor called Assembly Language is often used. In this system a mnemonic for the actual function is written i.e.: JMP=Jump to the place in the program next specified. The complete Assembly Language program is subsequently converted to binary code by means of a standard program called an ASSEMBLER.

**CONSTRUCTION
RATING**

Intermediate

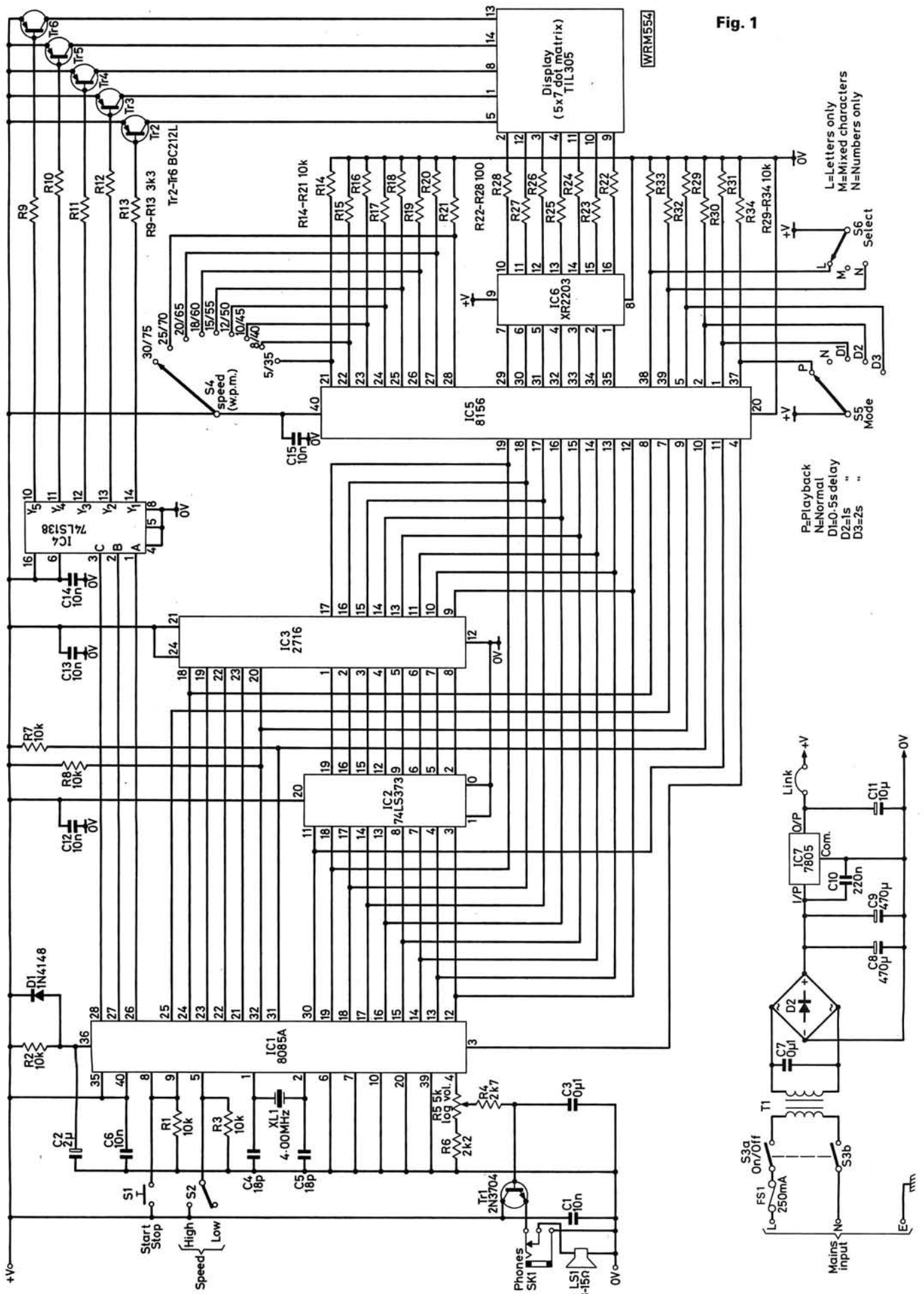
BUYING GUIDE

A kit of parts, with the exception of the case and control knobs, is available from Heritage Communications Limited, Lloyds Bank Chambers, 4 The Square, Wimborne Minster, Dorset BH21 1JA. Tel: 0202 888402, at the VAT inclusive price of £65.99. Alternatively a drilled p.c.b. and ready-loaded EPROM is available at £22.54.

For those constructors with access to suitable EPROM loading equipment the 12-page software listing is available from the *PW* Editorial Offices at £1.00 inclusive of VAT and postage. The attractive case used for the prototype was kindly supplied by BICC Vero from their HI Style Desk Top Console range.

**APPROXIMATE
COST**

£76



Assembly Language programs are much quicker to implement, being less tedious to write and de-bug (fault find) than binary coded programs. The software (program) for the *PW* Morse Show was written in this way although, due to space restrictions, it has not been printed here. It is available from the *PW* Editorial Offices (see buying guide box) on request.

The program, in its binary coded form, is placed in a ROM, Read Only Memory, in the order in which it is to be executed. Inside the microprocessor there is a counter, called the PROGRAM COUNTER, which counts each program step. The output of this counter is connected to 16 pins on the microprocessor called the ADDRESS pins, some of which are connected to the ROM in order to select the correct step in the program. The output of this counter can also be affected by certain program instructions.

On the 8085 microprocessor the lower order BYTE (eight least significant bits) of the ADDRESS share the same pins as the DATA. To specify whether the information on the BUS is ADDRESS or DATA the microprocessor generates an Address Latch Enable signal (ALE) whenever the BUS has ADDRESS information on it. BUS is a shortened form of busbar, and another name for highway. The MPU system uses buses to carry DATA to ADDRESSES within its structure.

The ADDRESS and DATA pins are also connected to the RAM (Random Access Memory), which is a memory device where the microprocessor may store data in order to allow its retrieval for use later in the program. The ADDRESS and DATA pins are also connected to the IO (Input/Output) ports, which are used to connect the microprocessor system to the outside world. On the *PW* Morse Show the RAM and IO ports are contained within the same i.c., but this is not always the case.

From the previous paragraph it can be seen that the DATA can either be coming from, or going to, the microprocessor. So that other devices within the system know whether they should be sending or receiving DATA, the microprocessor sends RD (Read), and WR (Write), signals at appropriate times during the execution of the program.

The foregoing description is by no means comprehensive, but is intended as a brief outline introduction, to enable readers unfamiliar with microprocessor based systems to follow the circuit operation.

Circuit Description

The complete circuit diagram of the *PW* Morse Show is shown in Fig. 1.

Integrated circuit IC1 is the 8085 microprocessor which contains its own internal clock generator, driven by the 4MHz crystal XL1; the actual clock frequency is in fact half the crystal frequency, in this case 2MHz.

When the unit is first turned on capacitor C2 will start to charge via R2, giving a low level on the 8085 RESET pin for about 20ms. This pulse is used to reset the microprocessor, which sets the program counter to zero. Diode D1 is used to ensure that C2 discharges quickly when the unit is turned off.

When C2 has fully charged and the RESET pin is at a high level, the microprocessor outputs the contents of the program counter onto the ADDRESS BUS and generates an ALE signal which is used to latch the outputs of IC2. This device is necessary because the 2716 ROM, IC3, is not designed specifically for use with the 8085 and does not have internal ADDRESS latches, unlike the 8156 IO/RAM, IC5.

The type of ROM used in the *PW* Morse Show is an EPROM (Erasable Programmable Read Only Memory), and this means that its contents (the program) can be erased by exposing the window on the top of the i.c. package to ultra-violet light; if required a new program may then be "blown" into it.

After the ADDRESS has been latched, the microprocessor transmits an \overline{RD} signal which allows the ROM to put the DATA it contains, at the first ADDRESS, onto the DATA BUS. This DATA is the first program step which the microprocessor reads and then executes before placing the next instruction ADDRESS onto the BUS, in the same way as before.

The first few instructions initialise the IO section of IC5, setting the ports as follows: PA=Input port, PB=Output port and PC=Input port; this is achieved by placing the control ADDRESS of IC5 onto the ADDRESS BUS and then transmitting the required DATA to this ADDRESS. The microprocessor then instructs the IO to place the MODE switch S5 reading onto the DATA BUS and then acts on this information to decide if the unit is in the NORMAL or PLAYBACK mode; it then sets the relevant pattern onto the l.e.d. matrix display and "loops", repeating these instructions, until the START/STOP switch S1 is pressed. This switch is connected to the 8085 RESTART inputs; these inputs, when high and enabled, cause the program counter to be set to a specific value causing the microprocessor to "jump" to a particular program location. Two of these inputs are used: RST 5.5 (pin 9) for START and RST 6.5 (pin 8) for STOP, the program allowing only one of these inputs to be accepted at any one time. When S1 is pressed the microprocessor jumps to the start of the main program and allows only the STOP input to be recognised.

The main program instructs the 8085 to read, via the IO ports, the HIGH/LOW switch S2 and the SPEED switch S4, to obtain the length of the dots (and hence the dashes) before it generates the Morse "start of message" character CT. The program also instructs the microprocessor to store a binary number representing this character in the RAM section of IC5. Depending on the setting of S5 it either waits for 0.5, 1 or 2 seconds, or for the length of a dash (=three dots), before generating the next character at random and storing a number corresponding to this character in the next RAM location. When it has counted five characters the microprocessor waits for the length of a further four dots before generating the first character of the next group.

Characters generated by the *PW* Morse Show are not truly random but pseudo-random; the microprocessor mathematically derives one sequence from 6885 possible sequences. The sequence chosen depends upon the setting of the MODE and SPEED switches and the time taken (measured in microseconds) between the end of a sequence and the user pressing the START/STOP switch to start the next sequence.

TABLE 1

Inputs			Outputs								
C	B	A	Y ₀	Y ₁	Y ₂	Y ₃	Y ₄	Y ₅	Y ₆	Y ₇	
0	0	0	1	0	0	0	0	0	0	0	Not used
0	0	1	0	1	0	0	0	0	0	0	Tr2
0	1	0	0	0	1	0	0	0	0	0	Tr3
0	1	1	0	0	0	1	0	0	0	0	Tr4
1	0	0	0	0	0	1	0	0	0	0	Tr5
1	0	1	0	0	0	0	1	0	0	0	Tr6
1	1	0	0	0	0	0	0	1	0	0	Not used
1	1	1	0	0	0	0	0	0	1	0	Not used

★ components

Resistors

$\frac{1}{4}$ W 5% Carbon Film

100Ω	7	R22-28
2.2kΩ	1	R6
2.7kΩ	1	R4
3.3kΩ	5	R9-13
10kΩ	19	R1-3, 7, 8, 14-21, 29-34

Potentiometer

$\frac{1}{2}$ W log law, $\frac{1}{4}$ in Spindle

5kΩ	1	R5
-----	---	----

Capacitors

Ceramic Plate, 100V

18pF	2	C4, 5
10nF	6	C1, 6, 12-15

Polyester 100V

220nF	1	C10
0.1μF	2	C3, 7

Electrolytic, 63V double-ended

2μF	1	C2
10μF	1	C11

Electrolytic, 63V single-ended

470μF	2	C8, 9
-------	---	-------

Semiconductors

Diodes

1N4148	1	D1
--------	---	----

Diode Bridge

200V 1.6A	1	D2 (RS Components 261-491)
-----------	---	----------------------------

Dot Matrix

TIL 305	1	D3 (7 × 5 array)
---------	---	------------------

Integrated Circuits

8085	1	IC1
8156	1	IC5
74LS373	1	IC2
74LS138	1	IC4
XR2203	1	IC6
2716	1	IC3 (refer to buying guide box)
7805	1	IC7

Transistors

2N3704	1	Tr1
BC212L	5	Tr2-6

Switches

Miniature Toggle

S2	s.p.d.t.
S3	d.p.d.t.
S6	s.p.d.t. with centre "off"

Miniature momentary action push-button

S1

Single-pole rotary, 12-way

S4, 5 (see text)

Miscellaneous

Mains Transformer T1, 10V 6VA secondary. Fuse FS1, 250mA, 20mm with holder. Crystal XL1, 4MHz parallel resonance 30pF wire ended. Pointer knobs (3) for $\frac{1}{4}$ in shafts. Loudspeaker LS1, 3-15Ω. 3.5mm min. jack socket, SK1. IC sockets: 40 way (2), 24 way (1); 20 way (1), 14 way (1), 16 way (2). Printed Circuit Board. Case (see buying guide box). Software program listing (refer to buying guide box).

If the START/STOP switch is now pressed, or a minute's worth of Morse code has been sent, the microprocessor generates the Morse "end of message" character AR before returning to "looping" around the standby display section of the program, after re-enabling the START input. With S2 set to HIGH only 30s of Morse is sent.

Audio output is derived from the SOD pin (not a slip with the soldering iron, this is the Serial Output Data pin) on the 8085, which is turned on and off at a frequency of 1kHz by the program. The 1kHz note is taken from the potential divider formed by R5 and R6 to a simple CR filter, R4/C3, before being fed to the loudspeaker, via the emitter follower transistor Tr1.

Replay Function

When the MODE switch S5 is in the PLAYBACK position the microprocessor executes the PLAYBACK section of the program which causes it to recall the characters from the RAM, playing and displaying them one at a time.

The character display is formed by a 7 × 5 dot matrix providing five columns of seven l.e.d.s, interconnected as shown in Fig. 4. Although relatively expensive this type of display was chosen in order to give a clear, easily read, readout of the complete character set. The l.e.d. rows are

driven via IC6 from the B ports of IC5. The XR2203 integrated circuit IC6 consists of seven separate drivers and is required in order to "sink" the 20mA drawn by each l.e.d. The l.e.d. columns are selected by decoding the upper three ADDRESS bits in IC4, an 8 of 3 decoder, and using the outputs to turn on Tr2-Tr6 in turn, as shown in Table 1.

The power supply follows standard design practice and consists of a 10V transformer T1 feeding a full-wave bridge rectifier pack D2, which supplies a three-terminal 5V regulator IC7. Smoothing of the rectified voltage is accomplished by a reservoir capacitor formed by C8 and C9. Two parallel capacitors are used in this position because of the rather high ripple current.

Next Month

The concluding part of this article will provide full constructional details necessary for you to build this fascinating project

NEW BOOKS

OBTAINABLE FROM BOOKSHOPS

GUIDE TO WORLD-WIDE TELEVISION TEST CARDS

by Keith Hamer and Gary Smith

Published by HS Publications

Price £2.85

Late in 1936, the BBC began the first national television service from the now famous transmitter at Alexandra Palace. Unfortunately the war ended this in 1939 and transmissions did not recommence until 1946 and now, 35 years later there are only a few countries without a network of TV stations. Obviously, for many reasons, television stations do not transmit programmes all the time their transmitters are on the air, so for these periods a test card, often with station identification is used so that engineers can adjust or carry out repairs to TV receivers.

Like all other aspects of communication, television has its DXers and the object of the book is to assist such people. The authors, both TV DXers, have included 240 well captioned photographs of test cards, station clocks and idents. The book includes a table of world TV transmission standards, a page of electronic test patterns and about seven pages of useful additional information about the TV networks in Africa, the Middle East, Americas and the Caribbean, Australasia, Europe, Asia and the Far East.

In my view, this book, available from HS Publications, 7 Epping Close, Derby, DE3 4HR is excellent value and a must for the DXer, especially during the Sporadic-E season when many test cards are seen.

Air mail to Europe is £3.25 and the rest of the world £3.60 and there are discount rates for bookshops and world-wide DX clubs.

R. Ham

THE THEORY & SERVICING OF AM, FM & FM STEREO RECEIVERS

by Clarence R. Green and Robert M. Bourque

Published by Prentice-Hall

583 pages, 234 x 174mm. Price £19.45

This hardback book is intended to assist the transition from fundamental concepts to the servicing and trouble shooting of a.m., f.m. and f.m. stereo receivers.

EARLY WIRELESS

by Anthony Constable

Published by Midas Books

160 pages, 232 x 154mm. Price £8.50

Although this book deals with a technical subject it is fascinating to read and should complement the bookshelf of any modern historian. Basically it deals, in three well researched chapters, with wireless from its humble beginnings to 1930. This includes a list, occupying some 33 pages, of wireless sets, their prices, some technical informa-

tion and details of their manufacturers who were around in 1926. Such gen, compiled with over 130 pictures of historic sets, loudspeakers, valves and crystal set novelties, is an asset to any collector.

For the student or newcomer to wireless some 30 drawings have been used in conjunction with several pages of easy-to-read text, to explain the workings of a spark transmitter, coherer and crystal detectors and bright emitter valves.

I found this book to be a sheer delight, attractively presented in hard back, with something for everyone.

R. Ham

ELECTRONICS FOR THE SERVICE ENGINEER PART 2

by Ian R. Sinclair

Published by Technical Press

271 pages, 243 x 187mm. Price £4.95

An introduction to electronic circuit operation and fault finding procedure for the service technician and the interested amateur.

AMATEUR TELEVISION HANDBOOK

by Trevor Brown G8CJS and John Wood G3YQC

Published by British Amateur Television Club

94 pages. Price £2.35 including postage

However knowledgeable you are it is always good to have a gen book on a specialised part of a technical subject, and this book does just that.

This is a book full of text and diagrams, with additional contributions from G6NR on principles, G8PTH on antennas, F3YX and G8CGK on receivers, G4BAU on vision sources, C. Brownbridge on video processing and J. Goode, GW8PBX and GW3JGA on colour television.

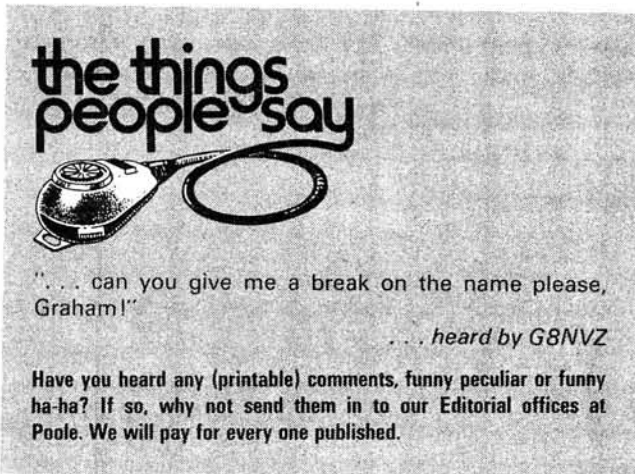
Apart from explaining the technical and operating side of Amateur Television, the chapters get down to the facts about setting up a system and warning the reader of the technical and mechanical pitfalls that a constructor could drop into.

What impressed me was the "do this", "don't do that" attitude of the authors which can be found throughout the book. "To do this because" is valuable to the expert as well as the beginner.

The reader is assured in the preface that, "Almost all of the projects in the volume have never before been published and indeed some were designed especially for this book.", or that, "The video projects are all compatible with each other and the p.c.b.s have been made to a standard size."

In short, this book, available from BATC Publications, 14 Lilac Avenue, Leicester LE5 1FN, is full of interest and will help the ATV constructor.

R. Ham



the things people say

"... can you give me a break on the name please, Graham!"

... heard by G8NVZ

Have you heard any (printable) comments, funny peculiar or funny ha-ha? If so, why not send them in to our Editorial offices at Poole. We will pay for every one published.

Letters to the Editor intended for publication must be original, and not duplicated to or copied from other publications. We reserve the right to shorten or edit them if necessary.

Letters

US Experience

Sir: I can comment from experience in America on the Government's attempt to re-establish order on the airwaves once the public has "voted with its feet" and acquired the habit of operating unauthorised transmitters with impunity. AM/CB has long been lawful here, and is proving immensely valuable. I operate for REACT, and have seen it in action in all kinds of emergencies in co-operation with Police, fire and other services. But in spite of the fact that anyone who wants to own a transmitter legally can do so, and "legitimate" operators police their own system, we are seeing a complete breakdown of the long-preserved control over private transmission which has made orderly band allocation meaningful.

There is constant QRM from non-linear "linear amplifiers"—operated, to judge from the content of their transmissions, by close relatives of the Talking Mule, who yell, whistle and deliver monologues audible in California from sites in the Deep South. Many of these give "unit numbers" and transmit their location. The amateur bands are full of unauthorised s.s.b.—rather better conducted, and with fewer psychiatric cases on the air, but still illegal and operating with impunity. The FCC, which has far too few staff to deal with pirates, or even with a citizen who uses CB to broadcast recordings of Hitler's speeches in the San Diego area, seems to limit itself to coming down hard on licensed hams whose signals are picked up on poorly-screened hi-fi equipment.

In the past, a radio hobbyist who was consumed with the desire to transmit had to construct his own gear, which required some knowledge and perseverance, and such people were usually motivated to become licensed amateurs. With Morse obligatory here for a novice licence, and solid-state transmitters available which are inexpensive, smugglable and impossible to control, it looks very much as if band allocation will break down altogether, and, as with firearms, which are now available in such numbers that there is little chance of recalling them or stopping them at the frontier, there are so many unlicensed transmitters around that the FCC will almost certainly come in time to legitimise them *faute de mieux*.

The best hope here might be to create an amateur category which did not require a Morse test, and attempt to integrate the offenders into the responsible tradition of amateur radio. One sees signs of this type of peer pressure in the magazines for (illegal) s.s.b. owners. Unfortunately, some of the noisiest and most persistent lawbreakers are not made of the stuff of responsible behaviour. I cannot see the station somewhere in the South which calls itself "Big Thunder, No Numbers", and intrudes on the emergency channel with a 500W signal, slightly off frequency on both sides, ac-

quiring that kind of civic decency, or being very welcome in the ARRL under any terms.

I think that the changed situation, which will get worse as high wattage r.f. output transistors get cheaper, calls for some very serious contingency planning between the FCC and legitimate amateurs, as to what can be done to prevent a general pandemonium of haphazard transmission and interference with services.

Britain had much stricter enforcement (it is smaller, after all) but the stupidity of the Government in resisting licensed CB, and giving the appearance of perversity when compelled to let it in, may have thrown away the advantage. Just how valuable licensed CB can be in extending the range and reducing the response time of services has to be experienced. If no other kind of discipline can be enforced, one must hope that at least interference with the emergency channel can be policed out. Ironically, in a major emergency in Britain, it is quite likely to be the illegal a.m. broadcasters who come to the aid of the community, as legal amateurs have so often done.

If I knew the answers to these problems, I would propose them. The subject merits very serious discussion among hams and responsible CBers, with a view to working some agreed conclusions down the throat of officialdom.

Alex Comfort MB DSc
Santa Barbara USA

ATC

Sir: To most people the Air Training Corps probably means young men in uniform, interested in aircraft and flying. Whilst this is true, the ATC is involved in many more subjects: shooting, adventure training, sports and radio communications.

One of those subjects that I am actively engaged in is radio communications. The ATC has a number of frequencies at its sole disposal within the h.f., v.h.f., and u.h.f. bands.

Regular contact is made between Squadrons throughout both London and the United Kingdom. A number of cadets sit examinations to become competent Radio Operators both in RT and WT operations. To qualify for the Air Cadet Radio Operators Certificate a cadet must show that not only does he know how to operate the various radios, but must have a good working knowledge of the theory of radio communications.

In the past training was given by qualified staff (usually ex-servicemen) on equipment supplied to the Squadrons from the RAF. In recent years there has been a great reduction in service personnel joining the ATC, and a reduction in radio equipment available to the Corps. This is because radio equipment within the Air Force has become very advanced and of a type which is not suitable for cadet use.

These reductions have meant that Squadrons within the London area now have to purchase from local sources suitable transmitters/receivers or transceivers. Because of the frequencies allocated, should a Squadron wish to operate on a number of frequencies then it is obliged to obtain one transceiver per frequency. As costs have to be borne by individual Squadrons, at times it proves too costly and necessitates a limitation to the training scheme.

To try to overcome this problem, Headquarters London Wing are forming a central communications centre to carry out the servicing, repair and allocation of radio communication equipment to the 23 Squadrons within the area.

At the centre, staff and senior cadets will be trained to become qualified operators/instructors, returning to their Squadron to train their cadets. It is at this point I would ask you to, if possible, consider assisting us in this task.

continued on page 53▶▶▶

TROPOSPHERIC PROPAGATION

J. GLANVILLE G3TZG

Tropospheric propagation is a phenomenon which affects almost all the radio waves used by man. The troposphere consists of the region stretching from the surface of the earth to an altitude of about 10 kilometres. Even radio waves from distant space probes have to pass through it to reach tracking stations located on the earth's surface. In composition it consists of a mixture of gases (mainly nitrogen and oxygen), with water in the form of water vapour, water droplets or ice crystals. On the geophysical scale the troposphere is a huge thermodynamic engine within which the manifestations we call weather take place.

The troposphere can attenuate, scatter and refract electromagnetic waves. It can also produce electromagnetic waves in the form of radiation from lightning discharges, these may be detected as visible light or as wideband transients in the radio spectrum. At frequencies below about 30 megahertz the main mode of distance propagation is ionospheric, but above frequencies of about 50 or 60 megahertz tropospheric propagation plays a more important part in distance working.

Since visible light consists of electrodynamic waves it is instructive to examine the passage of light through the troposphere. Primarily light waves are scattered. The blue, shorter wavelengths are the most scattered, and in consequence, in the absence of cloud, predominantly blue light reaches us from all directions. This gives the sky its characteristic blue colour. When the sun is low in the sky we view it through a longer segment of the troposphere. Under such conditions the longer red wavelengths are attenuated to a lesser degree, and this leads to red tinged sunsets.

Refraction or bending of the rays is another property of tropospheric propagation. Refraction may be considered as a result of the electromagnetic wave traversing a region where the medium consists of layers exhibiting differing propagation velocities. The traditional analogy is that of a line of soldiers marching shoulder to shoulder. To change direction the line must wheel round, with the inner part moving at a lower velocity than the outer part.

Rainbows are formed by the path of the sun's rays being bent when passing through raindrops. In this sense the troposphere is acting as a spectrum analyser with a panoramic display. Refraction is also the mechanism whereby ice crystals high in the atmosphere can bend sunlight reflected from the moon into the form of a halo.

A measure of the bending properties of a particular medium is the refractive index. Generally in cold, dense air the index is high, leading to a low velocity of propagation. In the troposphere the refractive index gradually reduces with altitude from the surface of the earth. The velocity of propagation therefore increases with height. This causes rays travelling over the surface of the earth to have a tendency to follow the curvature of the earth. In consequence

one can see stars that are really below the geometric horizon. Under abnormal conditions the refraction can be so great as to cause a phenomenon known in optics as total internal reflection. The ray path may thus be bent through a considerable angle. Optical mirages are caused in this manner.

A diagram of a mirage, showing bending towards the surface of the earth, appears in Fig. 1. The observer sees an inverted image of the object which is over the geometric horizon. A layer of hot air lying over a layer of cool air causes this type of refraction. Such phenomena are uncommon in England. A type of tropospheric refraction more commonly observed in this country is depicted in Fig. 2. This is caused by solar radiation heating the surface of a road, and a layer of hot air lies a metre or so above the surface. Above this lies cooler, denser air with a lower propagation velocity. The observer sees patches of bluish/white light scattered from the sky and refracted upwards into his eye. This produces an illusion of a layer of water on the road. An observer so placed is experiencing both scattering and refraction of some of the sun's electromagnetic radiation.

Although they are of longer wavelength, radio waves behave in a broadly similar manner to visible light waves when propagating through the troposphere. Tropospheric scattering is an important method of commercial radio communication. Fig. 3 illustrates the basic principles of "troposcatter". A powerful narrow radio beam is directed over the horizon, and a high-gain receiving antenna is accurately directed onto a volume of space occupied by the projected beam. Tropospheric scattering enables the receiver to capture signals at distances far beyond the normal range. This technique is little used by amateurs, because of the high transmitted powers necessary.

From geometric considerations alone the distance to the horizon for a v.h.f. antenna would be approximately $\sqrt{2ah}$ where "a" is the radius of the earth, and "h" is the height of the antenna above the surface. Restricted to such condi-

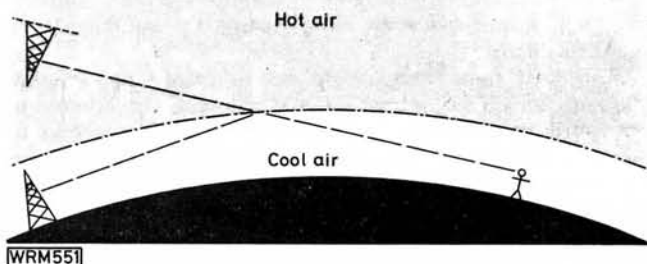


Fig. 1

tions a ray directed at the horizon would graze the surface at a tangent and continue on, drawing away from the earth at an ever-increasing altitude. It would seem therefore that the limit of v.h.f. communication would be the geometric horizon.

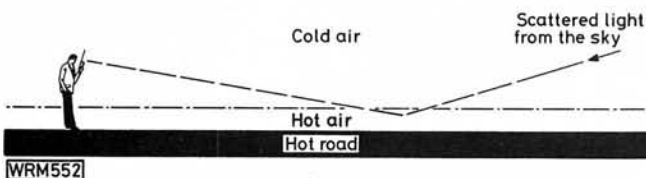


Fig. 2

However, due to tropospheric refraction the radio wave tends to be bent towards the surface and the effective range is increased. The expression for the radio horizon then becomes $\sqrt{2k}ah$, where "k" is a factor which increases the apparent radius of the earth. Refraction causes the earth to appear rather flatter than it actually is. Shades of Christopher Columbus! For a standard atmosphere of 1013.25 millibars, "k" is 1.33 or 4/3. Hence the v.h.f. buffs speak of the "standard four thirds earth".

Since radio waves bend in this manner due to a gradual increase of propagation velocity with height in the troposphere, an obvious question is — what is the cause of this variation?

The velocity of a radio wave in a transmission line is given as: $c = \frac{1}{\sqrt{LC}}$ where L is the distributed inductance in henrys per metre, and C is the distributed capacitance in farads per metre. A similar expression exists for the propagation of radio waves in the troposphere. This is given by $c = \frac{1}{\sqrt{\mu\epsilon}}$ where μ (mu) is the magnetic constant in henrys per metre and ϵ (epsilon) is the dielectric constant in farads per metre.

The fact that this expression has the nature of a velocity was one of the logical steps that led Clarke-Maxwell in 1865 to predict that under the right conditions a circuit containing inductance and capacitance would radiate waves. This conclusion was brilliantly deduced from purely mathematical reasoning, and Maxwell's equations form the basis of all radio communication.

Obviously if μ or ϵ are changed then the velocity changes. The troposphere consists of a mixture of gases, mainly nitrogen and oxygen. For most gases the magnetic constant is invariable, being similar to that of free space. It is therefore changes in the dielectric constant which cause propagation velocity changes in the troposphere. A feature of the dielectric constant is that it is hardly ever constant! It depends upon such factors as pressure, temperature and the amount of water vapour present. In the thermodynamic churning of the troposphere these parameters



Fig. 3

are continually changing. The standard atmosphere rarely occurs of course, but in general v.h.f. waves abide by the four thirds earth formula.

From time to time the troposphere produces conditions where there is a very sharp change in the dielectric constant a few hundred metres above the surface of the earth. Such conditions usually only last for periods measured in hours, or at most a day or so. A dielectric discontinuity of this nature may be caused by dry air descending to low altitudes where it lies over cool moist air relatively near the surface. Descending dry air of this nature sometimes occurs when pressure is high and a period of settled weather is about to change.

Under such conditions v.h.f. waves are transmitted over much greater distances than those predicted by the four thirds earth formula, and there is said to be a "lift" in conditions. The wave may be refracted to earth at some point well over the radio horizon, or it may be trapped in a tropospheric duct, and be returned to earth hundreds of kilometres from the transmitter. During these periods long-distance working by amateur v.h.f. stations is possible. Co-channel interference between television transmitters may also occur, even when the stations sharing the same channel are considerable distances apart. Amateur v.h.f. repeaters may also suffer co-channel interference.

These v.h.f. lifts are difficult to forecast, but watching TV may be a help! If a herringbone pattern appears on the raster of a u.h.f. TV receiver then one possible cause is co-channel interference from continental stations, thereby indicating a lift. Also, since lifts are associated with areas of high barometric pressure, some attention to the TV weather charts may be useful. It must be pointed out that v.h.f. lifts are not regular occurrences. Indeed it is fortunate that this is so! Otherwise co-channel operation of radio, TV and repeater stations would be impossible. ●

LETTERS

▶▶▶ continued from page 51

To train personnel adequately at the centre and to get Squadrons operational and keep them that way will require 100 transceivers within the h.f., v.h.f., and u.h.f. bands. Help in solving this extremely costly problem will mean success or failure of the centre. Even one set donated to the Wing is one set less to find money for.

Should your organisation or Company be one that uses radio transceivers within any of these bands, and be considering changing them now or in the future, perhaps you will think of London Wing. A gift or donation of your old set would greatly assist us. Should some financial consideration be necessary, then perhaps we could be approached.

Any gift or agreed sale of equipment to the Wing would be put to a very good and worthwhile use. The centre which is to be staffed by qualified radio technicians will carry out the re-crystalling and re-alignment of the sets before issue to Squadrons. I also give an undertaking that any equipment will not be used for any other purpose than Radio Communications training, on authorised frequencies and according to the regulations of the ATC as laid down by MOD (Air). Your assistance is most urgently required in order to keep this aspect of training alive. Should you not be in a position to help us at present perhaps you may consider our needs in the future. Please contact me at: London Wing ATC, Block D, Duke of Yorks Barracks, Kings Road, Chelsea, London.

B. B. S. Dowley
Flight Lieutenant RAFVR(T)
Communications Officer
London Wing Air Training Corps

BASIC QSOs

in FRENCH

PART 2

G.W.Roberts GW4JXN

In the concluding part of this article we deal with the remainder of the useful sentences and phrases as well as some useful tables

Technical

I have a new rig/linear/antenna which I am testing.

Is my modulation OK. Your modulation is good/bad.

What is my exact frequency?

I'm using a speech compressor.

Does this make any difference?

Thank you for the test.

Je suis en train de tester mon nouvel équipement/amplificateur linéaire/ma nouvelle antenne.

Est-ce que ma modulation est bonne? Votre modulation est bonne/mauvaise.

Quelle est ma fréquence exacte?

Je me sers d'un speech compresseur.

Est-ce que cela change quelque chose?

Merci d'avoir fait ce test.

Zhe swi on trang de testay mon noovel ekipmong/amplificateur linayayr/ma noovell anten.

Es se ke ma modulasion ay bon? Votr modulasion ay bon/movayz.

Kel ay ma fraykins ecsacht?

Zhe me ser dung speech compresseur.

Es se ke sela shon kel ke shoz?

Maresee davvahr fay se test.

Social

From the shack I can see mountains/sea/moors.

I have a friend/wife/children in the shack with me.

He is a visitor/a short wave listener.

She is a visitor.

He intends to sit his radio exam.

I am at home/at work/at a friend's house.

This is a demonstration/special station.

I have visited your country.

I hope to visit your country.

We had a nice time.

Excuse my French.

I wish I could speak your language as well as you speak mine.

Can we continue in English?

May I say it in English?

May I explain it in English?

De ma cabine de transmission je vois des montagnes/la mer/des collines.

J'ai un ami/ma femme/mes enfants dans ma cabine avec moi.

C'est un visiteur/amateur récepteur d'ondes courtes.

C'est une visiteuse.

Il a l'intention de passer son examen de radio amateur.

Je suis chez moi/à mon travail/chez un ami.

C'est une station de démonstration/une station spéciale.

J'ai visité votre pays.

J'espère visiter votre pays un jour.

Nous nous sommes bien amusés.

Excusez mon français.

J'e voudrais bien savoir parler votre langue aussi bien que vous parlez la mienne.

Pouvons nous continuer en anglaise?

Puis je le dire en anglais?

Puis je l'expliquer en anglais?

De ma kabin de transmission je vva day mountain/la mer/day colin.

Zhay un ami/ma fam/mays onfon don ma kabin aveck mwa.

Set un visitor/amateur reseptoer dond coort.

Set une visiteuse.

Il a lantonsion de pasay son escomon de radio amateur.

Zhe swi shay mwa/a mon travail/shayz un ami.

Set une stasion de demonstasion/une stasion spesial.

Zhay visitay votr pay.

Zhespair visitay votr pay un zjour.

Noo noo somm bian amusey.

Eckkusay mon fronsay.

Zhe voodray bian savwar parlay votr long awsi bian ke voo parlay le mien.

Poovon noo continuooy on aonglay?

Pwi zhe le deer on onglay?

Pwi zhe lecsplikay on onglay?

QSL

Could you please send me your QSL card?

I would be very pleased to get a QSL card from you.

I shall send you my QSL card via the bureau/direct.

My name is in the American/British call book.

Veuillez m'envoyer votre carte QSL?

Je serais très content de recevoir votre carte QSL.

Je vous enverrai ma carte QSL par le bureau/directement.

Mon nom est dans le registre d'appel Américain/Britannique.

Vavay monvwa-ay votr cart key es el?

Zhe seray tray conton de resevwar votr kart key es el.

Zhe voo onveray ma kart key es el par le beoro/dircemon.

Mon nom ay don le rezhistr dappell amayricain/brittanik.

<p>Is your name and address in the call book? Can you give me your address and telephone number over the air? What is your postal code/telephone code? This is my address and my telephone number.</p>	<p>Est-ce que votre nom et votre adresse sont dans le registre d'appel? Pourriez-vous me donner votre adresse et votre numéro de téléphone par radio? Quel est votre numéro de téléphone/code postal? Voici mon adresse et mon numéro de téléphone.</p> <p>Concluding Remarks May I thank you once more for this call? I wish you a very good morning/afternoon/evening/good weekend. Merry Christmas and a Happy New Year. I send you my best regards. All the best to you and yours. I look forward to working you again. May I wish you 73, 55, 88 and make this my final? Back to . . . from . . . who is waiting for any concluding remarks from you. So best wishes and good DX. Goodbye until next time/until the pleasure of seeing you again.</p>	<p>Puis je vous remercie une fois de plus de cet appel? Je vous souhaite une bonne journée/bonne nuit/un bon weekend. Joyeux Noël et Bonne Année. Je vous envoie mes meilleurs souhaits. Meilleurs souhaits pour vous et les vôtres. Je serai content de vous contacter de nouveau. Puis-je vous souhaiter soixante-treize, cinquante-cinque, quatre-vingt-huit et j'en ferai ma transmission finale. Je passe le micro à . . . de . . . qui attend vos éventuels commentaires finaux. Meilleurs voeux donc et bon DX. Au revoir à la prochaine/au plaisir de vous revoir.</p>	<p>Es ce ke votr nom ay votr adres son dans le rezhistr dappell? Pooray voo me donnay votr adres ay notr numayro de telephone par radio? Kel ay votr noomayro de telephone/kod postal? Vwasi mon adres ay mon noomero de telephone.</p> <p>Pwi zhe voo remaysay un fwa de plu de set appell? Zhe voo soo-ate un bon zhornay/bon nwl/un bon weekend. Zhoyoe noel et bon anay. Zhe voo onvwa may mayor soohay. Mayor soohay poor voo ay lay votr. Zhe seray conton de voo kontakay be noovoh. Pwi zhe voo soohaytay swasont trayz, sankont sank, katvran wheat ay zhon feray ma transmission feenal. Zhe pass le micro a . . . de . . . ki aton voh ayvontoo-el com-ontair finoh. Mayor voo donk ay bon day ics. Ohrevwar a la proshane/oh playzr de voo revwar.</p>
<p>For those who have some French already here is a list of the most common radio technical words and phrases. The pronunciation is not given here.</p>	<p>Stating Future Intentions This is . . . signing off and clear with . . . and now standing by for a call on this frequency. . . . now monitoring this frequency and waiting for any call. . . . now changing frequency to now returning to the calling channel. . . . now going QRT.</p>	<p>Ici . . . qui signe avec . . . et qui est prêt à recevoir un appel sur cette fréquence. . . . qui écoute maintenant cette fréquence et qui contrôle un appel. . . . qui change maintenant de fréquence à qui revient à la chaîne d'appel. . . . qui devient QRT cesse transmission/quitte l'écoute.</p>	<p>antenna matching—l'adaptation d'antenne single sideband—une émission à bande latérale unique to radiate—rayonner to tune up—regler RF amplifier—l'amplificateur de haute fréquence skip zone—la zone de silence troposphere—la troposphère final stage—l'étage final (m) switch—le commutateur standing wave—l'onde stationnaire (f) speech processor—compresseur de tonalité aurora—l'aurora auroral—auroral low pass filter—filtre passe-bas (f) high pass filter—filtre passe-haut band pass filter—filtre passe-bande (f) earth—terre to earth—relier à la terre earthed—relié à la terre deviation—la déviation</p>

line of sight—avant une connection de visibilité

balun—le dispositif d'équilibrage
 ionosphere—l'ionosphère
 repeater—le relais/rémetteur
 satellite—le satellite
 coil—la bobine
 valve—le lampe/le tube
 insulator—un isolateur

metal case—le carter métallique
 dial—le cadran
 jack—la douille
 plug—la prise
 dummy load—la fausse charge
 parasites—les modulations parasitiques
 ground wave—une onde de surface
 sky wave—une onde ionosphérique

fading—la chute d'intensité
 condensor—le condensateur
 variable—variable
 fixed—fixé
 preset—réglé
 transistor—le transistor
 the range—la portée
 rotator—un rotateur

The French alphabet—used for stating Q code and also for stating call signs.

letter	French name	pronunciation
A	ah	ah
B	be	bay
C	ce	say
D	de	day
E	eux	yh
F	effe	ef
G	ge	zhay
H	hache	ash
I	i	ee
J	gi	zhi
K	ca	ka
L	elle	el
M	emme	em
N	enne	en
O	o	oh
P	pe	pay
Q	cu	kay
R	erre	er
S	esse	es
T	te	tay
U	u	i/u
V	ve	vay
W	doubleve	dooblvay
X	icse	ics
Y	igrec	eegrec
Z	zède	zed

Common French Christian names of operators—it's easier to recognise them in the QRM if you have seen them before.

Bernard	Luc
Charles	Leon
Claude	Marc
Christophe	Max
Daniel	Marcel
David	Mathieu
Etienne	Nicholas
Florent	Pascal
François	Pierre
Guillaume	Philippe
Jean	Regis
Jean-Paul	Roger
Jean-Claude etc	Serge

Numbers together with their pronunciation.

1	un	un
2	deux	dyh
3	trois	trwa
4	quatre	catr
5	cinq	sank
6	six	sease
7	sept	set
8	huit	weat
9	neuf	nough
10	dix	dis
11	onze	onz
12	douze	dooz
13	treize	traiz
14	quatorze	catorz
15	quinze	kanz
16	seize	says
17	dix-sept	dis-set
18	dix-huit	disweat
19	dix-neuf	disnough
20	vingt	vant
21	vingt et un	vant ay un
22	vingt-deux	vant dyh
30	trente	tront
31	trente et un	tront ay un
40	quarante	karont
50	cinquante	sankonte
60	soixante	swasont
70	soixante-dix	swasont dis
80	quatre-vingt	katr van
90	quatre-vingt-dix	katr van dis
100	cent	son
200	deux cent	dyh son
1000	mille	mil
2000	deux mille	dyh mil

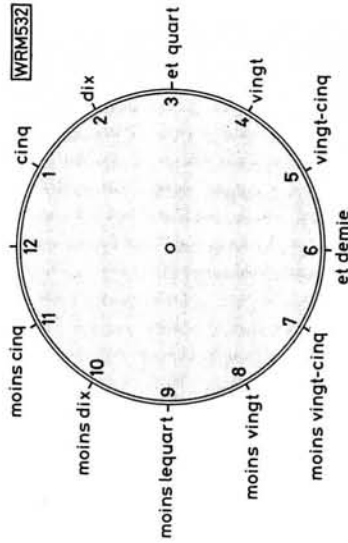
Days of the week.

Sunday	dimanche	dimonsh
Monday	lundi	lyndy
Tuesday	mardi	mardee
Wednesday	mercredi	mercredee
Thursday	jeudi	iydee
Friday	vendredi	vondreddee
Saturday	samedi	samdee

On Sunday—dimanche
 On Sundays—le dimanche
 Next Sunday—dimanche prochain
 Last Sunday—dimanche dernier

Time

1 o'clock—il est une heure—il ay une oeur
 2 o'clock—il est deux heures—il ay dyh oeur
 2.05—il est deux heures cinq—il ay dyh oeur sank
 2.55—il est trois heures moins cinq—il ay trwa oeur mwan sank



The last appendix shows some of the former French colonies which might count as your rarer countries. The feminine adjective in brackets used after e.g. la station.

Country	Adjective
Le Tahiti	tahitien(ne)
Le Gabon	gabonaise(e)
Le Martinique	martiniquais(e)
Le Madagascar	malagache
L'Algérie	algérien(ne)
Le Maroc	marocain(ne)
La Tunisie	tunisien(ne)
L'Indochine	indochinois(e)
La Guyane	guyanaïsis(e)

NEWS NEWS NEWS

Marconi in Ireland

To commemorate the establishment of the first transatlantic radio station in Ireland, the Connemara Radio Experimenters Club will be operating a special event station from the original site. This station will be situated at Clifden, Co. Galway, the site of Marconi's first transmission from Ireland. The callsign will be EIMFT and the dates are 25-27 June. The station will be on h.f., v.h.f. and u.h.f. covering all modes including RTTY and operating 24 hours a day.

Aligning the FT-101

Owners of the popular FT-101 h.f. transceiver will be aware that the alignment instructions contained in the manual involve quite a major operation. For those owners who wish to "touch up" a unit which is just a little off tune, Holdings Photo Audio Centre has produced a free leaflet containing instructions on how users may "peak up" their set.

The leaflet also includes notes on aligning the band pass filter, and is obtainable, in return for a large s.a.e., from: Holdings Photo Audio Centre, Mincing Lane, Darwen Street, Blackburn BB2 2AF. Tel.: (0254) 59595.

New Catalogues

Greenweld, the Southampton based component suppliers, announce the availability of their new 1982/83 catalogue.

This 60-page catalogue lists hundreds of useful items for the electronics enthusiast, plus discount vouchers, bargain list, wholesale list, order form and 1st class reply paid envelope.

Costing 50p plus 25p p&p, the catalogue is available from: Greenweld Electronic Components, 443 Millbrook Road, Southampton SO1 0HX. Tel: (0703) 772501.

Ambit International's latest "Concise Parts Catalogue" is now available. Its 96 pages contain a host of interesting items plus three £1.00 vouchers and order forms.

The catalogue costs 70p, which includes p&p, and is obtainable from: Ambit International, 200 North Service Road, Brentwood, Essex CM14 4SG. Tel: (0277) 230909.

UOSAT-OSCAR 9

The following telex message has been received from Ron Broadbent G3AAJ, Secretary of AMSAT-UK:—"During the course of altitude control to UOSAT-OSCAR 9 by the University of Surrey command, a control malfunction occurred causing both data beacon transmitters to be switched on. This has resulted in some desensing of the command receivers making difficulty in controlling the space craft excepting during direct overhead passes.

This problem is expected to be with us for several weeks and future spacecraft programmes will contain a fail safe device."

RAE News

Readers may be interested in some figures recently supplied by the City and Guilds concerning the RAE Examination 765-01 and 02.

For the May 1981 examination 5334 candidates sat part 01 and 5543 sat part 02, of these 3961 passed both parts and "qualified for the award." Similarly, in December 1981, 5340 candidates sat part 01 and 5332 sat part 02 and a similar pass rate is expected.

However, registrations for the May 1982 examination reveal that 8146 candidates will be sitting part 01 and 8181 sitting part 02.

Rally Date

Nunsfield House Community Association Amateur Radio Group has organised the Elvaston Castle Radio Rally for Sunday 13 June 1982.

Opening at 1000 hrs, talk-in will be

UHF Repeater News

A meeting of the RSGB Repeater Working Group on 3 April 1982, determined the extent of proposals for the u.h.f. Phase 7 repeaters. A total of 15 complete proposals were received by the deadline date, and after final evaluation, by the RWG, will be passed to the Home Office later this year. The list is as follows, all channel allocations remain provisional:

GB3CA Carlisle	RB13
GB3CY York	RB13
GB3DS Worksop	RB13
GB3GD Leicester	RB12 RTTY/data

available from 0930 on both 144 and 432MHz. All the usual attractions will be present including trade stands, Grand Bring-n-Buy Sale, a flea market, full on-site catering, together with many displays and events throughout the day.

Further details from: Hon. Sec.: Ian M. Cage G4CTZ, 27 Long Row, Shardlow, Derby. DE7 2HE. Tel.: (0332) 799452.

Expedition to XJ

Readers interested in QTH location square awards will be pleased to learn that an expedition to the rarely active square XJ has been organised by members of Liverpool University Amateur Radio Society.

Dates for the expedition to Lizard Point, Cornwall, are 14 to 21 July 1982. The Society are hoping to be active on the following bands:—1.8, 3.5, 7, 14, 21, 28, 144 and 432MHz plus 1.3, 5.6 and 10GHz.

Skeds and further information may be obtained from: Club Secretary, G3OUL, QTHR.


VHF Repeater News

The two Borders repeater units GB3BT and GB3SB should be operational shortly after you read this announcement.

The Eire v.h.f. repeater network continues to expand, with the formation of a group intent on establishing a 144MHz repeater to cover the mountainous terrain of Connemara. I look forward to publishing a complete up-to-date list of all Eire repeaters in the near future.

GB3GH Gainsborough	RB15 (still under discussion)
GB3GU Guernsey	RB13
GB3HK Hawick	RB14 (Borders)
GB3KB Biggin Hill	RB0
GB3KR Kidderminster	RB4
GB3LA Leeds	RB11
GB3PP Preston	RB13
GB3SU Sudbury	RB15
GB3SZ Bournemouth	RB15
GB3VE Bury-St-Edmunds	RB6
GB3YS Yeovil	RB2 (still under discussion)

You'll be pleased to know Phase 8 u.h.f. is now under consideration!



(h.f.) frequency ranges can change as the height of the antenna above natural ground is increased but that need not concern us here since we are dealing with ground-plane type antennas. The important factor is *radiation resistance* which, incidentally, should not be confused with the purely resistive property of a non-resonant antenna.

As the length, or what is more usually called the *effective height* of a vertical antenna is made shorter than a natural resonant length, the radiation resistance becomes smaller and the power actually radiated is reduced. The addition of a loading coil to provide the requisite inductive reactance to obtain resonance also introduces considerable resistive loss. This and insulation loss, etc. can be combined and denoted as R_{dc} . There is also ground loss, the amount of which depends on the conductivity of either real ground beneath the antenna or any artificial ground-plane that may be used and which can be denoted as R_g . It is when the antenna radiation resistance R_r becomes small that losses due to R_{dc} and R_g begin to assume larger proportions by comparison. The radiating efficiency of the antenna then becomes:

$$\frac{R_r}{R_r + R_{dc} + R_g} \times 100\%$$

The chart (Fig. 6) shows the radiation resistance for various antenna lengths in terms of wavelength. In using this chart remember that the wavelength taken at the middle frequency of the UK f.m. CB allocation (27.6 to 27.99MHz) is 10.79 metres. The HO specified length of radiator for this band is 1.5 metres which is approximately 0.139 of the wavelength and the radiation resistance for this is about 6 ohms (from Fig. 6(a)). Note that for a full quarter-wave (Fig. 6(b)) the radiation resistance is 36 ohms.

The 27MHz CB Radio Antenna ②

F.C. JUDD G2BCX

The first part of this article dealt with the various antenna designs that could be used to meet the 27MHz CB licence Schedule 3 requirements and also some that, although efficient, would not comply with the regulations laid down. We deal now with the efficiency of the antenna design specified by the Home Office for 27MHz CB operation.

Antenna Efficiency

Some of the power entering the antenna from the transmitter is wasted in heat owing to the resistance of the conductor used and also insulation loss, but in all antennas long enough to be *fully resonant* these losses are quite small compared with the power actually radiated. It is, however, convenient to represent the power actually radiated in terms of a fictitious resistance called the radiation resistance and say that if this has a value R_r with a current I flowing into it, then the power radiated is $I^2 R_r$.

When an antenna has a length that makes it naturally resonant at the frequency of operation, the *radiation resistance* is very nearly equal to its own input impedance. It should be remembered, however, that the impedance and radiation resistance of antennas operating in the lower

With a really well designed antenna we can take the overall ohmic loss (R_{dc}) due to the loading coil and other d.c. losses as approximately 30 ohms and the ground loss (R_g) with a relatively small ground-plane as at least 20 ohms. The radiation efficiency will be:

$$\frac{R_r}{R_r + R_{dc} + R_g} = \frac{6}{6 + 30 + 20} = \frac{6}{56} \text{ or } 10.7\%$$

which means that if 4 watts of power is supplied to the antenna only 10.7 per cent or 0.43 watts will be radiated and this incidentally ignores any coaxial cable loss and any loss due to antenna mismatch. *Some commercial CB antennas designed to meet the HO specification have an efficiency as low as around 5 per cent largely due to the use of loading coils with high r.f. resistance, metal fittings in close proximity to the loading coil that cause power loss due to heating, whip type radiating sections made of very thin, hardened steel and also poor quality insulating materials.*

It was mentioned in Part 1 that the loading coil plays no part in radiation and serves only to maintain resonance. It is the straight portion of the antenna only that produces radiation by virtue of the current flowing in it and its

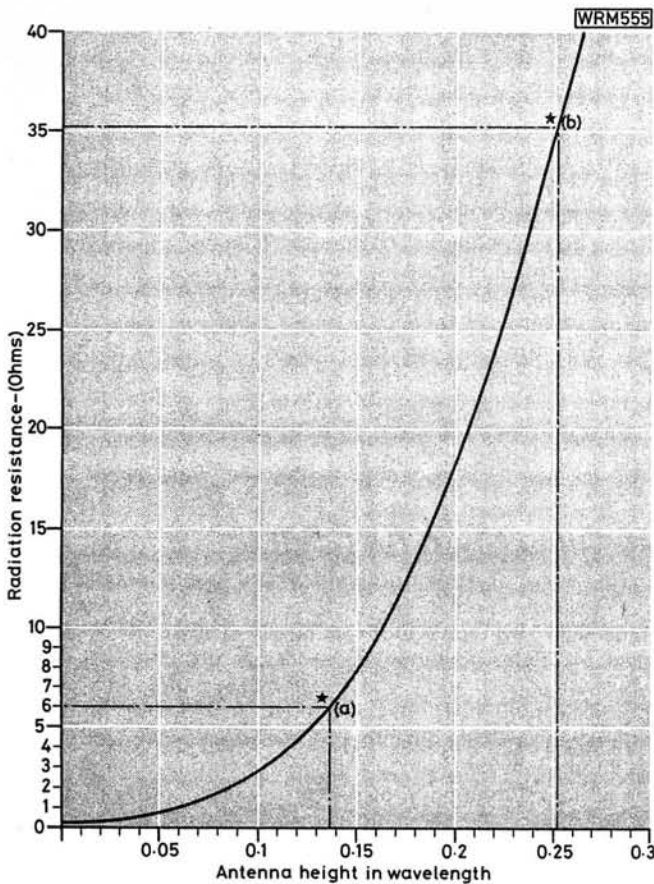


Fig. 6: Radiation resistance against height of short antennas operating above a ground-plane. Example marked *(a) is for the specified 27MHz CB antenna. Example marked *(b) is for a quarter-wave of full length

radiation resistance (R_r). However, the power from the transmitter is dissipated into what it sees as a total resistance equal to the impedance of the antenna input. For CB radio this impedance is standardised on 50 ohms so with a perfectly accurate match and consequently a v.s.w.r. of 1 to 1 the current flowing into the antenna will be $I = \sqrt{4 \div 50} = 0.28$ Amps (this also ignores cable loss). The radiated power will therefore be $I^2 R_r$, or $0.28^2 \times 6 = 0.47$ watts which is close enough to the previously calculated radiation efficiency figure of 0.43 watts.

Other Accountable Losses

So far we have ignored losses due to the coaxial cable between the antenna and transmitter and also the angle of maximum radiation of a typical short length antenna operating above a ground plane as specified by the CB licence. Reflected power due to even a small mismatch between the transmitter and antenna is also lost power. Power loss due to coaxial cable of the commonly used RG58U with an average run of 10 metres and using PL259 connectors will be about 1.5dB which means that out of the 4 watts leaving the transmitter approximately 2.828 watts actually arrives at the antenna. Let us now assume that reflected power due to mismatch gives a v.s.w.r. of 1.2 to 1 (an average low figure), the power lost will be 0.035 watts. The power now arriving at the antenna will be $2.828 - 0.035 = 2.793$ watts. This represents a current into the antenna of 0.236 amps but since the radiation resistance is only 6 ohms the radiated power will be $0.236^2 \times 6 = 0.334$ watts which is a lot less than even the 2 watts e.r.p. allowed by the CB licence.

Loss Due to High Angle Radiation

Some examples of vertical angle radiation from vertically polarised ground-plane antennas were given in Part 1. Since CB radio is intended for point-to-point ground path communication the antenna should ideally have maximum radiation at right angles to it, i.e. along a path parallel to ground. If the angle of maximum radiation is in the region of 35 degrees as shown in Fig. 8 then the power loss in the direction most needed along a ground path, can be as much as 6dB. So taking the last figure of power actually radiated from a typical "specified" 27MHz antenna, i.e. 0.334 watts, the loss of 6dB due to high angle radiation would bring the real ground path radiation down to 0.083 watts or 83 milliwatts.

Field Trials Give the Answer

Long before CB radio was actually licensed in the UK the writer was carrying out field trials with various antenna designs for both 27MHz and 934MHz under a special Home Office licence issued with the call signs G9BTM and G9BTN. The second chart (Fig. 7) may

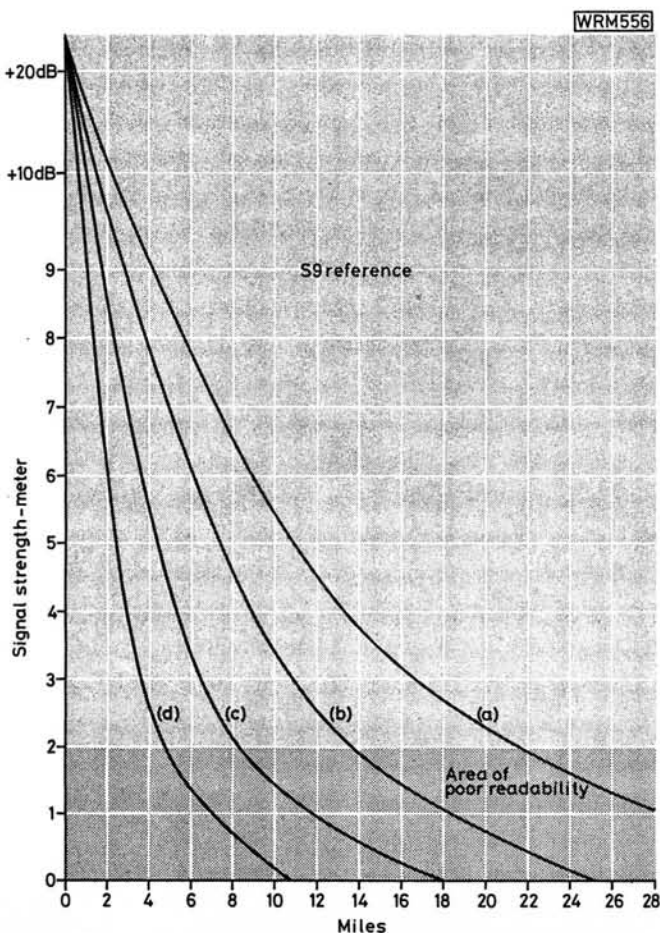


Fig. 7: Results of field trials with various antennas operating on 28.8MHz. (a) Fully resonant end-fed folded dipole—length 5.18m. (b) Centre-loaded end-fed resonant half-wave about 2.9m in length. (c) Centre-loaded end-fed resonant half-wave 1.5 metres long. (d) 1.5 metre base loaded to CB licence Schedule 3 with four 2.44m long ground-plane radials

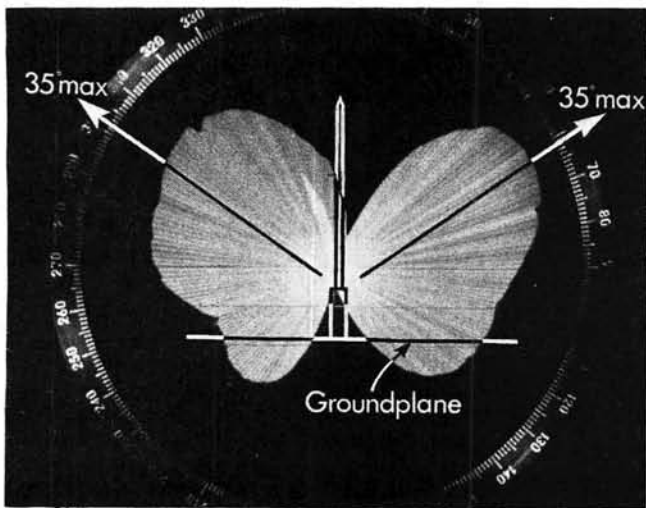


Fig. 8: Vertical angle radiation pattern of a legal omnidirectional ground-plane antenna

prove interesting and shows the results obtained with four different antenna designs, one of which (d) was as specified in the CB licence Schedule 3. Each antenna trial was carried out along the same course over flat country and during normal daylight hours. Each antenna was separately tested in the same position and at the same height of 7 metres. The same coaxial cable was used for each and with v.s.w.r. set and checked with a Bird Thru-Line meter to a ratio of 1:1 for the frequency of operation, namely 27.8MHz. The power supplied in each case was 4 watts. The captions denote the different antennas a, b, c and d. The largest and most efficient antenna used (a) was the vertical folded half-wave shown on page 58. Readers may realise that this is a 27MHz version of the Slim Jim originally designed for v.h.f. 144MHz operation, but with the lower quarter-wave matching stub set horizontally in the form of a circle at the base.

The bottom part of the chart marked "area of poor readability" is where signals below the S2 level were rather too difficult to copy through general noise or other interference. Each antenna was of course capable of receiving signals from continental countries due to short skip conditions and at times such signals were so strong that trials had to be abandoned for obvious reasons. Even the most inefficient ground-plane type antenna seems incapable of keeping out what CB operators and radio amateurs refer to as "spaghetti" QRM.

Finally, a note about various CB antennas that are being sold but which do not meet the HO specification. It is up to CB operators as to whether they use full half-wave antennas or beams of one kind or another but **beware of false claims that are being made for gain.** If the antenna is 5.2 or 5.5m long it will be a half-wave (usually end fed) and will have no gain. Some half-waves are advertised as having a gain of 4 or 5dB which is, of course, impossible. Even a 2-element colinear for 27MHz, which would be in the region of 10.4 metres long, could not have a gain of more than 2.8dB. Three-element beams and two-element quads are being sold with claims of gain up to 14dB. Neither of these antennas can have a gain of more than 5 to 6dB. ●

Further Reading

Antennas—J. D. Kraus—McGraw Hill Publications.
ARRL Antenna Handbook—ARRL Staff.

Clang!

In the caption to Fig. 3(b) infinite should read finite. In Fig. 5 the average length should read 1.5m.

TS-530S REVIEW

▶▶▶ continued from page 39

The r.f. attenuator is useful on the 1.8, 3.5 and 7MHz bands to reduce cross-modulation at night, whilst still retaining meaningful "S" meter readings. The 25kHz marker serves little function as a calibrator, bearing in mind the accuracy of the digital display, but is useful as a built-in signal generator for alignment and "S" meter tests, etc.

The IF SHIFT control is very nice to use, not only to "drop out" QRM from the passband, but also as a tone control on incoming signals. The RIT and XIT are essential for DX or local working, and both work extremely well.

Band switching is easy, and the final stage seems quite tolerant of dubious antennas.

Enabling the WARC Bands

This is not as straightforward as the manual would have one believe. Diodes are installed to prevent accidental transmission on unauthorised bands. The removal of individual diodes to allow transmission on, say, 10-11MHz whilst leaving 18 and 24MHz inhibited is a tricky job requiring dexterity and very delicate tools. Unsoldering the diode would be especially difficult, probably requiring the board to be lifted from the chassis. Cutting the diodes out would be the preferred method, provided they were never required to be replaced.

Easier by far is to enable transmission on all three WARC bands by cutting the blue wire just behind the v.f.o. screening box, which joins Pin 1 of connector (6) on the r.f. unit to Pin 4 of connector (7) on the a.f. unit. This is not only easier, but also essential in the writer's view to check the TS-530S in all its functions, so that warranty claims can be made if the WARC bands are faulty in any way.



A station with the call of an old timer QRT and dead was heard on a London repeater. When told of this the voice became all heavenly, "Yes I am he, calling from the world beyond". Another voice says, "God, some lift on to-night".

... heard by G2DRT

"I was thinking of buying a 5/8 λ mobile whip for 2m and see there is a choice of stainless-steel or glass fibre."

"OK on the steel, but how can you make an antenna out of glass fibre when it is an insulator?"

... heard by GM8OWX

"Nice to work you for the first time, again!"

... heard by G8KEN

Have you heard any (printable) comments, funny peculiar or funny ha-ha? If so, why not send them in to our Editorial offices at Poole. We will pay for every one published.

The most comprehensive Tool Catalogue

is now
available
to



Everyone

The catalogue contains over 2,500 line products under sections:-

- Toolkits & Cases
- Soldering & De-Soldering
- Wire Stripping & Component Forming
- Screwdrivers & Tweezers
- Spanners, Wrenches & Vices
- Metalworking & Maintenance Tools
- Measuring Tools & Instruments
- Drills & Power Tools
- Welding & Brazing
- Lamps & Magnifiers
- Assembly & Wiring Aids
- Service Aids
- Transformers & Power Supplies

I enclose my POSTAL ORDER/CHEQUE for £2.00. Please send me a copy of the 1982-3 Toolrange Catalogue.

(BLOCK CAPITALS PLEASE)

Name:

Address:

.....

On receipt of your first order for £12.00 (ex. VAT) or more, the £2.00 you paid for the catalogue will be refunded.

Post to: **Toolrange Ltd.,
Upton Road,
Reading, Berkshire RG3 4JA.**

Applications received on Company Orders will be administered free of charge.

South West Aerial Systems

10 OLD BOUNDARY ROAD,
SHAFTESBURY, DORSET, SP7 8ND

tel. 0747 4370



The PLUSTRON 5" TVR5D 'Euro TV' features VHF/UHF TV coverage with system B/G/I (5.5/6MHz) sound switching and MW/LW/VHF-FM radio facilities. Operating from internal/external batteries or AC mains, it features good sensitivity and selectivity via its integral whip or external (coaxial socket) aerial input. The receiver is ideal for basic TV and FM DXing. Other Plustron models are available, send SAE for leaflet.

Our comprehensive range of aerials, amplifiers, filters and accessories for TV/FM DXing, domestic/fringe installations, deflector and 2nd channel reception is detailed in our catalogue. We make our own range of wide-band Band 1, Band 2, air/marine PSB aerials, a CB 1/2 wave dipole, and a customer consultancy service is available to resolve reception problems.


Plustron TVR5D 5" mono TV (Securicor delivery)	£96.50
SWAS - WB3 Wideband Band 1 (47-68MHz) 3 element yagi	£27.75
Jaybeam ABM8 Wideband Band 3 (175-230MHz) 8 element high gain yagi	£23.40
Wolsey 'Colour King' wideband UHF (470-860MHz) 4 bay bowtie aerial	£23.00
Babani BP52 (2nd edition) Roger Bunney's book on DXTV technique/practice	£2.40
BATC 'Amateur Television Handbook' (3rd edition), ATV technique/practice	£2.40

All prices include VAT, carriage and packing. Include SAE with ALL enquiries. Our comprehensive catalogue cost 50p. Barclaycard/Access welcome.

Allow 14 days for delivery

FIRST IN THE WORLD

The ICM12, synthesized, marine hand-portable radio.



FEATURES:

- 12 channels - 6 and 16 fitted as standard.
- No waiting for crystals, can be diode programmed between 156-164MHz.
- Automatic semi-duplex for private and link calls.
- Slide-on nicad pack recharges from mains or 12V.
- Lots of options, speaker mics, alternative battery packs, 12V leads, and desk chargers.
- Comes complete with nicad battery pack, mains charger, belt clip, earphone, rubber antenna.
- Home Office type approved. RTD HP105.
- **PRICE £199.13 + VAT Free carriage.**

**TRADE ENQUIRIES VERY WELCOME
ASK FOR PHIL HADLER**



Thanet Electronics Ltd
143 Reculver Rd, Herne Bay,
Kent. Tel. 02273 63859
Telex 965179

on the air

Amateur Bands

by Eric Dowdeswell G4AR

Reports to: Eric Dowdeswell G4AR
Silver Firs, Leatherhead Road,
Ashted, Surrey KT21 2TW.
Logs by bands in alphabetical order.

One type of receiver that has received a lot of attention in recent years is the direct conversion design in which the r.f. signal is converted directly to an audio signal without the intervening i.f. stages of a superhet receiver. The design in the Oct 1980 issue of *PW* proved very popular indeed, bringing in long lists of DX heard from readers who had built it. It does make an ideal first receiver project for the constructor.

Its main defects are lack of selectivity and the fact that most of the gain has to be achieved in the audio amplifier stages where noise is a big problem at the best of times.

To understand the idea behind the d.c. receiver (an unfortunate appellation) one needs to go back to the valve era and the straight receiver with designations such as 0-v-1, 1-v-2, etc., meaning no r.f. stage plus detector plus one audio stage, and r.f. stage, detector, plus two stages of audio respectively. A typical detector stage of this period is shown in Fig. 1 with a reaction or feedback winding L2 wound on or close to the main tuned circuit L1/C1 in such a way that energy could be fed back from the anode to the grid circuit, controlled by the reaction capacitor C2.

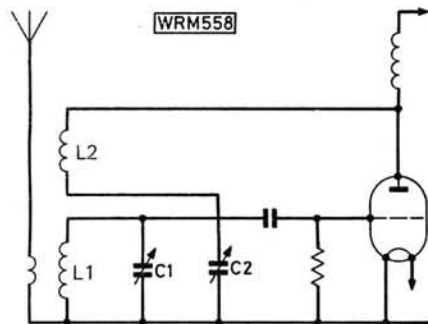


Fig. 1: Basic circuit of a valve detector circuit where the feedback from the anode to the grid via L2 to L1 is controlled by the reaction capacitor C2

When the degree of feedback was sufficient to overcome the losses of the circuit the detector would oscillate of its own accord at a frequency principally determined by the tuned circuit L1/C1. Then the oscillation could beat with any carrier to produce an audio tone so it was eminently suitable for detecting Morse code signals. For telephony reception the reaction would be backed off so that self-oscillation just ceased, at which point sensitivity and selectivity would be at their greatest.

The c.w. condition of such a detector can be used today for demodulating s.s.b. signals, the locally generated carrier replacing the suppressed carrier as does the b.f.o. or carrier insertion oscillator in a superhet receiver.

Coming to the d.c. receiver, Fig. 2, the detector circuit remains but the inserted carrier, for c.w. or s.s.b. reception, is generated in a separate stage and fed into the detector stage under controlled conditions, enabling better stability to be obtained. An important factor in the detector stage is that it should be as linear as possible, the product detector usually being employed using special diodes in a balanced configuration.

The signal is amplified before reaching the detector and an audio filter added after the detector. The selectivity of the d.c. receiver is determined in the audio stages with appropriate filters for c.w. or s.s.b. reception. In effect the d.c. set is a superhet with an i.f. frequency of zero with the input carrier and local oscillator on the same frequency. The audio contained on the input signal forms the difference signal which is detected and passed through to the audio stages.

The d.c. receiver will receive a.m. signals, as distinct from s.s.b., by tuning the signal to zero beat, but it is not en-

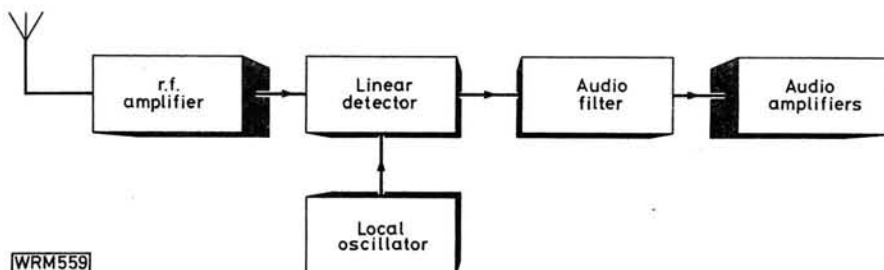


Fig. 2: Block diagram of a practical direct conversion receiver. The r.f. stage is a virtual necessity since almost all the following gain occurs in the audio stages

tirely satisfactory. Other names for the direct conversion receiver are homodyne or synchrodyne but these are seldom encountered these days.

Reporting the DX

Must tell you first of all of our DXer Kelvin Weaver BRS46864 of Blackwood in Gwent who, at 16, has passed the RAE, not to mention his father who also passed! Both await calls (who doesn't!) but both intend getting the code test over before long. An FT-101ZD is used with a short wire antenna for receiving at the moment, but a trapped dipole is being constructed in the interim. Resisting the temptation to press the microphone button Kelvin logged FR0FLO, J28DP, VS6CT, 8P6OR and 8Q7BN on 28MHz (10m) plus CO2HQ, KL7IB, VP2AO, VP2MDG, ZD8DZ, 5H3LM on 21MHz (15m) and then C31WW, D68AM, JW0P, J73PP, VP8QI and ZI4BC on 14MHz (20m), a goodie in DF3NZ/ST2 on 7MHz (40m) and down to 3.5MHz (80m) for ZL1BQD, 5Z4YV, 7X4AN and 9H1FN plus several PYS.

From Edinburgh Anne Edmondson BRS47285 queries the QSL address of W6QL/8R1 which I quoted as being via W6RGG. She reckons it is the Yasme Foundation. Anne's DX-200 seems to be sick around the dial mechanism, the bandspread dial that is, but she's hoping to persuade a GM4 at her club to perform the necessary. Doubt whether she will have any problems in that direction! Before the string went ping Anne copied SV0AU on 28MHz, then K6GXO/V2A (QSL home call), and YC1BZ on 21MHz followed by plenty of JYs, VP2EC and EM0C on 14MHz. That last one looks like an EA in disguise for a contest. Interesting on 7MHz was SM0GMG/CT3 probably on holiday, and F0DYM/FS7, VP2EC again, with good catches on 3.5MHz in C6ADV, EA9IE, VP9AB and HK, and 7Z2AP who wants cards to POB2537, Ryadh, Saudi Arabia. Anne queries ED3VM which, I'm afraid, is probably just a novice EA3.

Stephen Evans BRS50397 (Hornchurch, Essex) took my advice and built an a.t.u. in about four hours and costing around £12 altogether. The result, a great improvement all round. Included in his log are J6LTZ, TL8CK, 4K1A and 5N8PBN plus OE1EB/P on the Golan Heights all on 14MHz (20m). On 21MHz

(15m) he got FK8DD and JX5VAA, while on 28MHz it was Z21GL, 5H3AA, 9J2TJ, all on s.s.b.

The FRG-7700 plus matching a.t.u. plus VK2ABQ beam for 28MHz, also used on the other h.f. bands, brought in HK0FBF on San Andres Is, H44PT, KG4QQ, VK9ZH on Wallis Is, AH8AA on US Samoa who wants QSLs to W4FGX, JT1BG, KB7IJ/KH2, ST2FF, VK9NNF on Norfolk Is, and 6E5RN on 28MHz for **Dave Coggins** (Knutsford, Cheshire). On 14MHz AH2L on Guam turned up, plus T32AB on Christmas Is with cards to N7YL, and VE8RCS at Alert close to the North Pole. Down to 7MHz and CO2HS, VK3XI, HK0FBF again, VK9NS on Norfolk Is, ZL4BO and ZL4OY/A an excellent catch on Campbell Is.

In Ramsgate, Kent, **Archie Magrath** remains BRS48064 having boomed with the last RAE, but after only four months of study for the exam he agrees it was just a bit too soon. Contrary to most people he is quite happy with his QSL returns. His solution—a good card that catches the eye. Archie's R-1000 plus Global AT1000 a.t.u. fetched VP2ED, VP2VA on 28MHz then YB8AEG, VP9KQ, and VP2MGQ on 21MHz s.s.b. among many others. In Hamilton, Scotland, **Donald Stewart** has been doing some sterling work with a Ferguson receiver plus an Eagle RAD30 which seems to be used as a b.f.o., and a short wire for an antenna. On 14MHz he managed SV5SW on Rhodes, DU1RFU, HC2HX, 5V7HL, DF3NZ/ST2, KH6GDR, ZL3SO and HC6MN.

An interesting note from **Radio Officer Guiney** EI2EF at the Valentia marine radio station reports that a distress signal put out by a Spanish ship on 2182kHz at 2200GMT on March 11 was copied by Perth marine radio in VK-land, subsequently confirmed by telex. The report was 3 x 3 so Top Band users trying to make that VK QSO should not give up hope.

Another who believes in taking the hard way is **D. J. Ackrill** of West Heath, Birmingham, who uses a Grundig Melody Boy 600 plus a Masteradio receiver as the external oscillator, and the telescopic antenna on the Melody Boy, pulling in mostly Euro stuff on the 7MHz (40m) band. Then an HAC Triple-T receiver was obtained which with a short wire did a bit better on 14MHz (20m) copying lots of Ws and VEs. Eventually the RAE is on the cards. **Robert Roberts** of 3 Caebron, Upper Llandwrog, Carnarvon, Gwynedd, has bought a JR599 but wonders if anyone has an operating manual to spare (not a service manual). For a beginner he has not done so bad with 5H3DM, S21GM, FR7SN and TL8MX on 20m.

Our regular DXer **Allan Stevens** has moved QTH to East Grinstead, W. Sussex, and is still waiting for his G6, with an FT-290 already to hand. However a G4 is still in mind before long. Newcomer to the column **Stephen Evans** BRS50397 of Hornchurch, Essex is also new to the hobby and managed to get an old KW77 quite cheaply and to get it going with over 70 countries in the log already. A wire 11 metres long brought in

C53AD on 28MHz, YS1SA and OA4JR on 21MHz, plus DU3MC, 3D6ZQ, VP2EX, VP9VQ and J3AUT all on 14MHz s.s.b. Next job is an a.t.u.

A few c.w. entries from **Paul Williams** of Whitehaven, Cumbria who it turns out trained as a merchant navy op but went into the Army. Back home with his Realistic DX100 and a 15 metre wire he found 6Y5SG on 21MHz c.w. and then 7Z2AP, FY7YE, VP8QE, BP2MMP, FG7AS and 8P6QA also on c.w. on 14MHz with VP2EX on s.s.b. A fan dipole for 28 and 21MHz in the roof restricts **Rob Gibson** (Wadhurst, E. Sussex) to those two bands being unable to get anything up outside. While still QRX for his G6 he copied 5H3BH, 9L1TH and 9X5PP on 28MHz, HP1XKZ and PZ5AA on 21MHz, then 9X5SL, AP2P, CP6JX, DL2VK/ST2, HL1SF, KH6IJ, P29GO, TYA11, VS6CT and YB6ADZ on 14MHz.

Stephen Bowler (Wakefield) managed to get his G4MH Minibeam up at last with good effect it seems. A colour photo of his shack is unsuitable for reproduction, unfortunately. Remember they should be clear, and black and white of reasonable size. A Datong Morse tutor should help towards that G4 before long. In the meantime it was JR6OJD, 5H3BH, EM0C and 4K1A on 28MHz, JR6VNJ and HK5BCZ on 21MHz ending with CU5UA (CT-land), KG6DX and V3WS on 14MHz. From Thurnscoe, near Rotherham, **John Gwynn** sends a log for 14MHz s.s.b. heard with his Unica receiver and a 40 metre long end-fed wire, like A71AO (POB4747, Doha, Qatar), TA1CT (Box 902 Istanbul), SU1ER, VK0AN, VK9NS, 7Z2AP, KC4XJ, FK8DR, KG6RN and ZD7AL.

A new one on 1.8MHz (160m) on s.s.b. was LX1PD for **Philip Morris**, near Swansea, plus JW0P on 3.5MHz (80m), then on 14MHz (20m) it was KC6IN, ZD8TC, T32AB, ZL4OY/A, 7P8CG, TR8GM, TN8AJ, 9U5WR and VQ9CW, all with a CR-100 and 40 metre long wire. An FRG-7700 plus a.t.u. and long wire plus Datong FL2 audio filter has done well for **John Hayes** of London N9 with DU1RD (QSL POB2041 Manila), P29MF, VP2MCK, XT2AU, and YB0AC (QSL WA4RRB) on 28MHz, TL8CK, ZD8TC, 6E5MX, JE2HCJ/P/8N2, 9U5WR all on 21MHz, with 14MHz coming up with SV9PR, V3MER, ZD7AL, and ZD8TC. For 7MHz John logged FR7CE, HK0EHM and 8P6OR ending with FY7AN and 6D5M on 3.5MHz, a good use of a multiband receiver!

Jim Dunnott of Prestatyn, Clwyd, says he got fed up with DXing which is just as well or he would have wanted the whole column for his log! So here goes for c.w., s.s.b. and RTTY. Taking c.w. first it was OY7ML and UK9FER on 1.8MHz, C6ABA, DL2GG/YV5, VK3MR, VP8ANT and ZS1QN on the new 10MHz band, C53AP, FY7BC, SV5SW (POB349 Rhodes), V2AU, 6W8FJ on 14MHz followed by OZ-OY-HB-OE on the newly-released, for some, 18MHz band. Then the 21MHz provided C53AP, FR0GGL, HP1XEK, J28CI, MIC, SV5SW, 6W8EX with s.s.b. stations

C32MJ, 9J2TJ and 9U5WR on the side. That other new band on 24MHz produced LA-HB-DJ and other Euros on c.w. For 28MHz c.w. it was A92CE (?), CE0AE on Easter Is, J3ABA, VK9XM, Z23JO, 3X1Z with s.s.b. catches C53AP, S79MC, TYA11 (QSL ON5NT), V2AO, VP5WJR, VP8ZV, 8P6OR. Now to RTTY with FG7BG and PY2QV on 14MHz, then CE3CEW, SV1MO, V2AW on 21MHz and finally FY7BC, V2AW, YB2BLI and 5N9FDR on 28MHz. Phew!

Jon Kempster BRS45205 deserted his FRG-7 for a walking tour in the Peak District, after trying unsuccessfully to get it in his rucksack. Much excitement when local G3VRY brought round an FT-902DM to try on Jon's G5RV antenna as /A with a JA on 21MHz to start the ball rolling. Back to the FRG-7 though with J28DL and VP2EC on 28MHz (10m), with 4N6HN, CE3NR and OA4AWD on 21MHz (15m) and lonely FP0FSZ on 14MHz (20m) who wants cards via VO1FB. The last was logged on a recently acquired FRDX-400.

In General

Vast quantities of information pouring in this month so individual mentions must be short. Bitter comment by **Clive Cowan** of Rugeley, Staffs, who, having passed the RAE, reckons he will now have enough time to save for a new rig before his new callsign arrives! In the meantime it's code practice for the G4+3.

Those who support the RAIBC will be interested in a sponsored walk being organised by **Hans Field** G8WXX (6 Llandoverly Close, Winsford, Cheshire) over 10 miles starting at 10am on Sunday June 6, on behalf of the Mid-Cheshire ARS. Anyone interested in walking or sponsoring drop a line to Hans.

Wanted, circuit diagram and/or manual for the CR300 by **Chris Reed**, 5 Waverley Drive, Chertsey, Surrey with all expenses reimbursed. Seems Dad worked the DX with an 1154 and AR88 in days gone by, so it's rubbing off. **Neville Moore**, aged 14, from East Kilbride, Glasgow, reports success in the RAE but very bravely is carrying on with the code practice in order to get his G4 straight away, but "O" level studies don't help.

In order to get his 1155A receiver going **Bill Piper** of 2 Church Road, Dunton, Brentwood, Essex, would appreciate details of a suitable power unit and audio stage. Bill, an o.a.p., returns to the hobby after some 50 years in other fields. The code was learned during the war so a G4 ticket could be in the offing.

The RAFARS is mounting a scientific expedition to the Scilly Isles, roughly June 11 to 25, to investigate DX paths at u.h.f. and v.h.f. although h.f. equipment will also be carried. Calls to be G3RAF/P and G8RAF/P located on St Mary's Island under canvas with maximum of 12 operators. Interested in going along? Then send details of RAFARS membership and operating experience and RAF details to Admin Sec, RAFARS, RAF Locking, Weston-Super-Mare, Avon BS24 7AA.

Coming from computers **Iolo Davidson** of Hawling in Glos seems to have become entirely devoted to amateur radio. His valved KT320 is now working after some faultfinding and logs are promised. First venture into the hobby by **John Hargreaves** of Lancaster is with a DX302 and, having just retired, John will have plenty of time for the DX, with a short wire in the loft, although he does not like the look of the RAE papers!

Dave Shirley BRS46900 says he has given up prodding the HO for his licence and taken to prodding rice puddings as the result is the same, no reaction! His pleas to the RSGB seem to have fallen on deaf ears, he says. An FT-101DFM is on the way to connect to the G5RV antenna already up.

Club Spot

If you are looking for a local club but can't find it in this month's issue then look back over past issues, or write for information to the RSGB to which most clubs are affiliated.

Greater Peterborough ARC Fourth Thursday at Southfields Junior School, Stanground, at 7.30. June and July are visits to the local police HQ and to Hereward Radio respectively. Contact is Frank G8ZVW, 27 Lady Lodge Drive, Orton Longueville, Peterborough or 231848.

Aylesbury Vale RS Meets "ever four weeks" at Stone Village Hall, near Aylesbury at 8pm. However next one is on Tuesday June 15 when G3KLT speaks on the exploitation of natural phenomena. More precise details from M. J. Marsden G8BQH, "Hunters Moon", Buckingham Road, Hardwick, Aylesbury or 641783.

North Bristol ARC Normally last Friday of the month except for June, July and August because of outside activities like the League of Friends fund-raising fete on June 5, and GB2LOF, probably. Also NFD day so resources pretty strained by all accounts. It's Ted Bidmead G4EUV, 4 Pine Grove, Northville, Bristol or 691685 and, before I forget, normal meeting place is the Self-Help Enterprise, 7 Braemar Crescent, Northville, Bristol.

Copeland ARC New one for the column I think, meeting first and third Weds at 7.30 in the Market Hall, Egremond, West Cumbria, with everyone most welcome. Contact Bill Duddle G4EDV, 28 Rannerdale Drive, Whitehaven, Cumbria or W'aven 3458.

Radio Amateur Invalid and Blind Club Notice of AGM on Sunday June 20 during the mobile rally of the Denby Dale ARS at Shelley High School near to Denby Dale, a venue which will be appreciated by all those more northern members of RAIBC. Francis Wooley G3LWY, 9 Rannoch Court, Adelaide Road, Surbiton, Surrey, will fill in the details of the a.g.m. or the club's activities.

Stevenage & District ARS Meetings in the Staff Canteen, British Aerospace Dynamics, Site B, Argyll Way, Stevenage, at 8pm with June 17 devoted

to a rig test evening. It is hoped that a beginners' night to be held in Welwyn Garden City in July will lead to frequent gatherings in that QTH. Publicity sec is Les Mather G8OKI, 63 Woodhall Lane, Welwyn Garden City, Herts.

Thames Valley ARTS Meets first Tuesday at 8pm at the Thames Ditton Library meeting room, Watts Road, Giggshill, Thames Ditton where on July 6 well-known John Pegler G3ENI will address the assembled multitude. Afraid the June date was too early for this issue of *PW*. Contact is Julian Axe G4EHN, 65 Ridgway Place, Wimbledon, London SW19 or try 01-946 5669.

Norfolk ARC Wednesdays, 7.45, Crome Centre, Telegraph Lane East, Norwich, with informal meeting plus code practice on June 9, and G4LDG describing a simple h.f. bands QRP rig and a.t.u. on the 16th. The 23rd is informal and code again with the 30th devoted to final plans for VHF FD. Sec is P. Gunther G8XBT, 6 Malvern Road, Norwich, also Norwich 610247.

Winchester ARC Meets on third Saturdays (unusual!) at 8pm at the Log Cabin, Stockbridge Road, Winchester, visitors and new members most welcome says PRO Graham Middleton G6EEJ, 33 Main Road, Littleton, Winchester, Hants, or try Winchester 880986.

Bromsgrove & District ARC Second Friday of the month at the Avoncroft Art Centre, Bromsgrove with a QRP group also meeting there on fourth Fridays, plus a club net on 144.850 at 8pm on Wednesdays. Big date is the Bromsgrove Carnival on June 26 with special event station but Alan Kelly G4LVK, new sec of the club, at 021-445 2088 will supply the details.

Southgate ARC Coming events include a multi-club darts and social evening in the summer plus a v.h.f. d.f. hunt on August Bank holiday but more of that anon. The June 10 meeting will deal with Marconi the Man by an historian from the Marconi Co. It's at 7.30 at St Thomas' Church Hall, Prince George Avenue, Oakwood, London N14, as are all meetings. John Fitch G8EWG, 16 Kent Drive, Cockfosters, Barnet, Herts is the man to contact.

Salop ARS Handsome newsletter available to all and sundry for an s.a.e. to Edwin Arnold G6AKE, 30 Leamore Crescent, Belle Vue, Shrewsbury, Shropshire who will also be glad to answer your queries on the club. Venue is the Albert Hotel, Smithfield Road, S'bury on Thursdays at 8pm. June 10 is natterite but special date is the 12th at the West Mid Show Ground with radio and ATV display at the scout camp from around 10am. On June 17 Mike Wilde demonstrates SSTV while the GM of the RSGB Dave Evans G3OUF visits to talk about the society, and hopefully members of other local clubs will rally round for the occasion.

Yeovil ARC Briefly, 7.30 Thursdays, Building 101, Houndstone Camp, Yeovil, with G3KSK threatening to double your code speed on June 10 while G3MYM discusses a club propagation research project a week later. RAE and code tuition available to members plus weekly

club nets on 3.5MHz and 144MHz. Don McLean G3NOF, 9 Cedar Grove, Yeovil, Somerset also answers on Yeovil 24956.

Watford RC First and third Wednesdays in the Small Hall, Christ's Church, St Albans Road, N. Watford, which happens to be opposite a Kentucky takeaway! 8pm is OK for an 8.30 start. Details of events from D. J. Baxter G8KBV, 3 Old Farm Cottages, Langley Bury School, Hunton Bridge, King's Langley, Herts, the club's PRO.

British Rail ARS Seems the congress is to be held in October and not November as previously stated. In the meantime 3.7MHz on Wednesdays at 8pm will keep the members in touch. Sec Geoff Sims G4GNQ has been busy on 10MHz working Euros and the odd VK3, with 50W. He can tell you more of the club's activities if you write to him at 85 Surrey Street, Glossop, Derbys.

Midland ARS Just to get things straight the meeting time is the third Tuesday of the month, rather than "last but one". On June 15 it's experiences on 10GHz with the *PW* Exe project, with G3KPT and G8ASW. (I'm sure the Editor would also like to know how they made out.) What a pity that the club mag *Probe* doesn't say where the club meets! Is it a state secret? However, a word with T. B. Brady G8GAZ, 57 Green Lane, Great Barr, Birmingham or a call to 021-357 1924 should get you all the answers.

Honestly, the number of club mags and letters that give no hint of meeting place or secretary information is quite remarkable!

Wirral ARS Now here is a nicely produced mag, list of committee, list of events to come, and little space wasted on past events, plus wide variety of topics to suit everyone. Meetings first and third Weds 7.45, at Minto House School, Birkenhead Road, Hoylake, Wirral. June 16 is a DF foxhunt on the 144MHz band and I'd better tell you of the July 7 demo of v.h.f. equipment by G3LEQ who, it seems, always brings a wide range of the latest equipment. Your contact is Gordon Lee G3UJX, 30 Manor Drive, Upton or 677 1518.

Rolls Royce ARC All set for the big rally on June 27 at the RR Sports and Social Club, Barnoldswick, with talk-in on S22 and ample facilities of all kinds, for all the family. Normal meetings on first Wednesday at the Sports and Social Club with pie and peas after the lecture, so what else could one ask for? Morse classes at the shack on the sports ground on Monday nights at 7.30 with two instructors plus a third for the raw beginners. So far not a single failure has been recorded when it came to the crunch. Want to know more? Then try Les Logan G4ILG, 19 Fenton Avenue, Barnoldswick, Colne, Lancs or (0282) 812288.

Hastings Electronics and RC The club journal *Vital Spark* tells me the club meets on the third Wednesday at West Hill Community Centre, Hastings for its main meetings, with the Club Room at 479 Bexhill Road, St Leonards-on-Sea open for the computer mob on Monday evenings and the socialites on Fridays.

On Tuesdays it's an RAE course at the William Parker School at 7.30pm. What do they do in their spare time, one asks? On June 16 it's the Summer Social but if you contact George North G2LL of 7 Fontwell Avenue, Little Common, Bexhill-on-Sea he will enlarge on this. Or try Cooden 4645.

Derby & District ARS Member Bill Mead G5YY reaches 50 years in amateur radio and gets a surprise presentation from the members. Wednesdays at 7.30 at the clubroom at 119 Green Lane, Derby, with tea, coffee and other light refreshments for the work-weary. June 9 is a technical quiz but on the 16th G3XER will demonstrate Robot slow-scan TV equipment which ought to be exciting. Quite different is the barbecue at Drum Hill, Little Eaton, on June 23, with a night on the air on the 30th. I think that it is still Jenny Shardlow G4EYM at 19 Portreath Drive, Darley Abbey, Derby that you should contact for more info.

Edgware & District RS Much contest conversation these days with NFD and VHF FD coming along in June and July with the club aiming at operating on all bands from 70 to 1296MHz at the latter event. Editor of the *Edgware Ham News* G3MNO has started something by sponsoring a constructional contest for the best design for constructing high-voltage variable capacitors with ordinary workshop tools. Seems the real ones are just a bit expensive these days. So second and fourth Thursdays at 8pm at 145 Orange Hill Road, Burnt Oak, Edgware, Middx, with club net on 1875kHz Mondays at 10pm plus code practice at meetings and over the air from RSGB keybasher G3ASR on 1.8 and 144MHz. June 10 sees a quiz evening conducted by Alan G3PSP with the 24th devoted to informal matters and discussion of plans for VHF FD. If there are any more details get them from sec Howard Drury G4HMD, 39 Wemborough Road, Stanmore, Middx, also 01-952 6462.

Bournemouth RS New *BRS* newsletter could be confused with ditto from the British Rail group previously mentioned! Anyway the mag is well produced (it

ought to be!) especially the circuits and diagrams, the downfall of most magazines. Meetings on second and fourth Fridays of the month but Elaine Howard G4LFM of the *PW* staff will be delighted to tell you all.

Southdown ARS It is the Chaseley Home for Disabled Ex-servicemen, Southcliff, Eastbourne, E. Sussex at 7.30 on the first Monday with an open forum plus demonstration of amateur equipment on June 7, venturing forth for an open-air meeting on July 5 at Butts Row. Drop a line to sec J. S. Pitt G6BGT, 18 Kingsmere Court, Hurst Lane, Eastbourne or ring 643463.

Acton, Brentford & Chiswick ARC Interesting discussion on the new amateur radio licence schedule on Tuesday June 15 at the Chiswick Town Hall, High Road, Chiswick, London W4 at 7.30pm, for which a big attendance is anticipated, and from which neither the Home Office nor the RSGB can expect to escape unscathed. More on the club activities from W. G. Dyer G3GEH, 188 Gunnersbury Avenue, Acton, London W3.

Cornish Radio Amateur Club First Thursdays at the SWEB clubroom in Pool (not Poole) twixt Camborne and Redruth says "newly promoted" secretary Simon Rodda G6DFE of Cliff Hotel, Penzance, Cornwall (0736) 3524 or on 144MHz. Go and meet everybody at the club's mobile rally on July 18 at the Camborne Tech College with various trade stands and a DF foxhunt to boot.

Biggin Hill ARC An RSGB film on microwaves features in the club calendar for June 22 at the usual meeting place, the Biggin Hill Memorial Library at 8pm. Call Ian Mitchell G6EMW on Biggin Hill 75785.

Radio Society of Harrow Said to be one of the largest and best attended clubs in Greater London, the club is making a special effort to cope with the influx of new members and visitors by organising talks and demonstrations for these beginners to amateur radio. In contests two stations are operated, one seriously by experienced members and the other for the newcomers to get the feel of amateur

radio. Meetings every Friday in the Roxeth Room of the Harrow Arts Centre which just happens to be opposite the Alma pub in the High Road, Harrow Weald, Middx, at 8pm. Enquiries to Chris Friel G4AUF on 01-868 5002 please.

Torbay ARS Eagerly awaiting the rally on August 29 at the ITT Social Centre with talk-in on S22 plus hot meals and bar at lunch time. Says PRO L. G. Mays G2CWR, "if it rains we are all under cover and if it's sunny the beaches are just down the road." He lives at Atlantis, Clennon Avenue, Paignton, and the club meets at Bath Lane, rear of 94 Belgrave Road, Torquay. More details of the rally direct from G4DZH on (0803) 523063. Thought you'd like to get this date in your diaries in good time!

Verulam ARC June 22 has G3LXP discoursing on operating techniques on the h.f. bands, at the usual meeting spot, the Charles Morris Memorial Hall, Tytenhanger Green, near to St Albans, Herts, at 7.30. If you'd prefer an informal meeting to start with then it's the RAFA HQ in New Kent Road, St Albans on the second Tuesday of the month, around 7.30 also, I'd imagine. Hon publicity sec Peter Hildebrand G3VJO of Hobbits, 31 Crouch Hall Gardens, Redbourn, St Albans is the fellow to contact, also Redbourn 2761.

Wolverhampton ARS Well-printed newsletter giving club events into August; very helpful. Like surplus equipment sale on June 7, natter-nite on the 14th, general question time and solving of problems on the 21st, ending with a treasure hunt on the 28th. From which you may deduct that meetings are held on Mondays, at the Whampton Chamber of Commerce and Industry, 93 Tettenhall Road, Whampton, and if you want to know more it is John Cook G8EDG, 75 Windmill Lane, Castlecroft, Wolverhampton.

Reminder that the deadline for copy is the 15th of the month for inclusion in this column. Other correspondence any time, of course.

Medium Wave
Broadcast
Band DX
by Charles Molloy G8BUS
Reports to: Charles Molloy G8BUS
132 Segars Lane, Southport PR8 3JG.

Every now and again I am asked by a reader if it is possible to predict what reception will be like on the medium waves. There are really two questions. Some DXers would like to know, before going to bed, if it is worthwhile getting up during the night to scan the band. Others look for longer term forecasts. Before

examining the subject it might be worthwhile clearing up any misconceptions that may exist about propagation on the medium waves.

I took part in some tests organised by the European DX Council several years ago which consisted of monitoring at a set time every night, three frequencies in different parts of the m.w. band. When the results were collated it seemed quite clear that when reception of North America was poor then reception from South America peaked. It was not simply a lack of North American QRM. The signals from South America were enhanced and a theory to account for this has been advanced by at least one DXer in the United States.

Instead of periods of poor reception, as experienced on the short waves, reception on the medium waves seems to favour one direction on one night and another direction on another occasion. Complete fadeouts do occur but not nearly as often

as on the short waves so it is always worth having a look round the m.w. band. In fact some of my best catches have occurred during periods of unsettled reception. I logged W1VI (now WUWI) 1MHz located in the American Virgin Islands when there was not a single North American to be heard. I hope we are never able to forecast precisely what will be heard on the medium waves as a lot of the fun of DXing would then disappear. This is a personal view not likely to be shared by everyone.

Pointers

Attempts have been made to relate reception during the evening with reception later the same night. If some stations in Northern Europe are audible then the path is probably OK for North America later on. Similarly for reception to the south and the pointers, of course, are the



The Transmitter site of WIVI

stations to look for during the evening. Has anyone experience of forecasting by this method? I'm sure readers would be interested. There is also the related method of looking for stations in North America, Newfoundland for example, which are the first to fade-in but as this can only be tried in winter we will have a look at it in a later issue.

In answer to reader **Michael H. Thomas** of Gateshead who is interested in DXing local radio stations at sunrise. There ought to be a relationship between conditions at sunset and again at sunrise the following morning so it might be worthwhile listening during the evening to see if this is the case.

There is another method of prediction, based on the ionospheric data broadcast over the Time Signal and Frequency Standard station WWV which is located in Boulder, Colorado in the USA. The broadcasts are continuous throughout the day and night on 2.5 MHz, 5MHz, 10MHz, 15MHz and 20MHz. The higher frequencies are usually audible in the UK in the evening. WWV is easy to identify as it gives a voice time check every minute as well as the one second pulses.

Ionospheric Forecasting

At 18 minutes past each hour WWV gives, by voice, the latest value for the "K" index and values for the previous day for the Solar Flux and the "A" index, plus a short comment on them.

Solar Flux is a measure of the degree of ionisation of the ionosphere and is measured on a scale going up to 200. A low value means low ionisation. A high value means high ionisation and increased absorption of lower frequencies. For the medium waves, but not necessarily for the short waves, a low value for the solar flux should indicate good DX from North America and a medium value should indicate good reception from South America. Unfortunately, the values of solar flux that come over WWV are one day out of date so m.w. DXers go for the geometric indices instead.

The "K" index and the "A" index are simply different ways of expressing the value of the earth's magnetic field which is affected by particles such as electrons and protons, coming from the sun. These particles also affect the ionosphere, so the two indices give a measure of the state of the ionosphere and its effect on radio reception.

The "K" index is up-dated every three hours (every six hours over WWV) and is on a scale from 0 to 9. The "A" index is the average of the previous day and is on a scale from 0 to 400. The "K" index is of interest to us since it is the more recent. Very roughly, a value of 2 or less means good reception of North America on the medium waves. Middle values mean poor reception of North America but good reception of South America. High values for the "K" index indicate disturbed conditions and you probably won't be able to hear WWV in this event.

To make real use of the WWV information it is desirable to relate it to your DXing. Not everyone is prepared to do this but the method does work. A record in your log of "K" index values from WWV at selected times could be a valuable guide for future listening. Next time we will have a look at the 11-year sunspot cycle and the 27-day solar rotation period, both of which have an effect on radio reception.

Local Radio

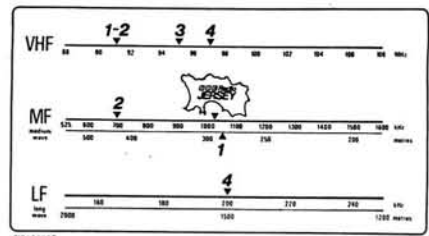
A Sony TFM C660W (Clock Radio) pulled in Manx Radio on 1368kHz for **Keith Nockels** of Ipswich which must rank as a very nice catch from that QTH. **Ian Kelly** (Reading) is another local radio enthusiast. He has a Pye 9015 portable radio cassette. "I have received 28 local radio stations within England, Wales and Northern Ireland, the great majority in daytime." Stations heard occasionally at night include Radio Forth 1548kHz, Radio Cleveland 1548kHz, Radio Lincolnshire 1368 and Manx Radio also on 1368. Ian says it is a pity that many of the local radio stations occupy the same frequency. Making use of the directional properties of the ferrite rod antenna by rotating the receiver is one way to overcome the problem. Another is to try sunset/sunrise DXing.

African DX

Summer is a good time for DXing the African continent. The time zones are near to our own which means that we can start at sunset which is always a good time for DXing. This year Ramadan begins on the 23rd of June which means that for some four weeks from that date, Arab countries will continue broadcasting all night.

Stations in Algeria, Tunisia and Morocco are to be found all over the band and should become conspicuous once Europeans sign off for the night. Listen on 531, 585, 594, 612, 629, 891, 936, 980, 1233 and 1566kHz. There are also two on the long waves, Tipaza in Algeria on 251kHz and Azilal in

Radio in Jersey



Radio JERSEY 1026KHz

Sent by reader **John Parry** of St Saviour, Jersey, CI

Morocco on 209. Less obvious are Libyans on 1125 and 1251 and Egypt on 621 and 819kHz. There is also the Spanish enclave in Morocco which has Radio Ceuta on 990kHz but this is really a difficult one.

Moving south from the Mediterranean there are a number of interesting broadcasts to be heard, some of them quite frequently in the UK. Radio Dakar in Senegal is on 765kHz in French and local languages, Ougadougou in Upper Volta is weak but consistent on 747kHz, the Canary Islands are on 621kHz and 1341kHz in Spanish, Nouakchott in Mauretania has been heard in French on 1521kHz, Abijan in the Ivory Coast also in French is on 1494 while Freetown in Sierra Leone can be found, in English, on 1206kHz.

Readers' Letters

Duncan Fraser has recently come to London from New Zealand and his experience with a loop pre-amplifier designed by the New Zealand DX League and widely used by DXers in that country, is interesting. He tried it with a loop in daylight and it worked great on several Europeans between the top and bottom of the band. After dark the pre-amplifier overloaded in the presence of strong European signals over the entire band. The pre-amplifier has a gain control but "surprisingly, reducing the amplification makes no difference to the overloading though it worked OK on the signal." It is the non-linearity of the amplifying device, presumably a transistor, that is causing the overloading. You won't get away with high gain pre-amps on the medium waves in this part of the world. There is at least 100 megawatts of broadcasting in Western Europe on the medium waves.

Duncan goes on to say: "It seems most sets are more sensitive on the short waves than medium waves. Just tune to 1600kHz on m.w. and on s.w. (bands) and see the difference". It is not accidental. Many receivers are deliberately desensitised on the medium waves to prevent overloading. Damping resistors across tuned circuits is one popular method. Finding a really good receiver for m.w. DXing is not easy. Reader **J. C. Thompson** of Havant regrets parting with his old CR-100. Join the club, I did the same a few years ago.

SOUND ADVICE – SOUND VALUE

A GOOD START is essential to short wave listening and expert advice is important in achieving this – so here's some – if you've made up your mind to buy a receiver you should be aware it will perform only as well as the antenna it sees. The old adage regarding wire antennas "As long and as high as you can" is still good, but at best is only good for PEAK PERFORMANCE on one or two frequencies, at worse none.

Whichever frequency you tune your receiver to, for PEAK PERFORMANCE on all frequencies you need good matching between your Receiver and Antenna to hear the best from it. If you plan to listen on the high frequency bands up to 30MHz then you know you can't have an antenna for every frequency! Or can you? – Well not quite! BUT we can offer you MUCH IMPROVED PERFORMANCE from your receiver by using an antenna tuning unit, that will electrically change the length of your antenna to match the frequency you select – in other words – A MATCH AT ALL FREQUENCIES.

You'll see many antennas being advertised under gimmicky names, but when it comes down to it they're only random wires or odd configurations. At the end of the day, if you're expecting the performance the manufacturers specified, then you'll have to buy an antenna tuning unit. Tell you what we'll do – we'll prove to you – we'll give you one ABSOLUTELY FREE when you buy your FRG 7700 or FRG 7700M and we'll give you complete advice on an antenna to suit your available space, which should only cost you a couple of pounds!

So let's put the offer in big print for you!

1 YAESU FRG 7700M + FRT 7700 £409.00
1 YAESU FRG 7700 + FRT 7700 £329.00
VAT included

– What can you lose? So get cracking MAKE A GOOD START! HAVE PEAK PERFORMANCE FROM THE OFF AND DON'T FORGET, ADD £5.00 IF YOU REQUIRE SECURICOR DELIVERY.

YAESU – JAYBEAM – HYGAIN – BANTEX – AMTECH – CUSHCRAFT – SWAN – ATLAS – ICOM
 and 50 other major lines – all ex stock



AMCOMM SERVICES

194A NORTHOLT ROAD, SOUTH HARROW, MIDDX. LONDON.
 Tel: 01-864 1166 & 01-422 9585
 Opening hours: Tues-Sat 9.00-5.30.
 Closed Monday.



S.M.C. (TMP ELECTRONIC SUPPLIES)

STOCKIST OF YAESU, JAYBEAM, HY-GAIN, AMIDON CORES, KDK, FDK, MICROWAVE MODULES, RSGB BOOKS, ASP, LEADER, CUSHCRAFT, DAIWA, HANSEN

New Premises now open, full demonstration facilities, Access, Barclaycard, H.P. Licenced Credit Broker. I can supply anything from a PL259 to a FT-1.

HOWARTH JONES GW3TMP
 UNIT 27, PINFOLD WORKSHOPS,
 PINFOLD LANE, BUCKLEY, CLWYD CH7 3PL.
 TEL: BUCKLEY (0244) 549563.

Open Tuesday-Friday 9.30-5.30. Saturday 9.30-4.00,
 Lunch 1.00-2.15.

TELECOM.

ICOM/–	£	YAESU:–	£	SOMMERKAMP:–	£
IC720A	883	FT101ZD	659	TS280FM	169
IC730	586	FT707	565	TS788	359
IC251	495	FP707	125	Agents for:– THANDAR TEST EQUIPMENT ALSO ACORN ATOM VIC-20 COMPUTERS	
IC451	599	FC707	85		
IC290	365	FT290R	245	6 NEW ST., BARNSELY, SOUTH YORKS. Phone: 0226 5031	
IC2E	159	FRG7	195		
IC4E	199	FRG7700	329		
IC25	259	FT207	169		
IC24	169	FC902	135		
AT500	299	ACCESS B/CARD H.P. Facilities			



GM30PW **TRIO** GM30PW
JAYCEE ELECTRONICS
 20 WOODSIDE WAY, GLENROTHES, FIFE, KY7 5DF
 Phone: 0592 756962/754918 Telex: 727181
 OPEN 5 DAYS: TUES-SAT, 9am-5pm



★ **YOUR APPROVED DEALER IN SCOTLAND** ★

PART EXCHANGE AND HIRE PURCHASE
 QUALITY, GUARANTEED SECONDHAND EQUIPMENT IN STOCK

COME AND VISIT OUR SHOWROOM AND TRY THE LATEST TRIO GOODIES
 HAVE A FRIENDLY CHAT WITH JOHN, GM30PW

COME IN AND SEE THE TS530S AS REVIEWED IN THIS ISSUE

TRIO

TS930S	New HF Trans. + Gen. Cov. Receiver	(7.8A)
TS830S	160-10m transceiver 9 bands	£694.00 (5.00)
AT230	All-band ATU power meter	119.00 (2.25)
SP230	External speaker unit	34.95 (1.50)
YK88C	500Hz CW filter	29.80 (0.50)
YK88CN	270Hz CW filter	32.80 (0.50)
TS530S	160-10m trans 200W pep digital	534.98 (5.00)
YK88SN	2nd SSB filter option	29.00 (0.50)
TS130S	8 band 20W pep	525.00 (5.00)
TS130V	8 band 20W pep	445.00 (5.00)
SP120	Base station external speaker	23.00 (1.25)
SP40	New mobile speaker unit	12.40 (1.50)
AT130	100W antenna tuner	79.00 (1.50)
PS20	AC power supply TS120/130V	49.45 (5.00)
PS30	AC power supply TS120/130S	86.50 (5.00)
MC50	Dual impedance desk microphone	25.75 (1.50)
MC35S	Fist microphone 50K impedance	13.80 (1.00)
MC30S	Fist microphone 500 ohm imp.	13.80 (1.00)
LF30A	HF lowpass filter, 1kW	17.95 (1.00)
TS780	2m/70cm all mode transceiver	748.18 (5.00)
TR9130	New 25W synthesised multimode	395.00 (5.00)
TR9500	70cm all-mode	449.00 (5.00)
B09	Base plinth for TR9000/9130	34.95 (5.00)
TR7800	2m FM synthesised mobile	284.00 (5.00)
TR7850	40W version of above	314.00 (5.00)
TR8400	70cm FM synthesised	299.00 (5.00)
PS10	AC psu for above	64.75 (5.00)
TR2300	2m FM synthesised portable	166.75 (5.00)
TR2500	2m FM synthesised handheld	207.00 (2.50)
HC10	Digital desk World Clock	58.75 (1.50)
H55	Deluxe Comm. headphones	21.85 (1.00)
H54	Standard headphones	10.35 (1.00)
DM801	Dip meter	60.00 (1.75)
TR7730	New 25W FM transceiver	247.00 (5.00)
R1000	Gen. Coverage Receiver	297.00 (5.00)
SP100	External speaker	26.90 (2.50)
R600	Gen. coverage receiver	235.00 (5.00)
SX200N	Scanning Receiver	264.00 (5.00)
R517	Airband Receiver	49.45 (2.50)

YAesu

FT101ZDFM	160-10m 9 band transceiver	£665.00 (5.00)
FT902DM	9 band AM/FM transceiver	885.00 (5.00)
FC902	9 band atu. swr/pwr etc.	135.00 (5.00)
SP901	External speaker	31.00 (2.00)
FT707	8 band solid state 100W	569.00 (5.00)
FP707	230V AC power supply	125.00 (5.00)
FC707	Aerial tuner (unbalanced only)	85.00 (2.00)
MMB2	Mobile mounting bracket	16.00 (1.00)



IC 720A £883.00

FRG7700	SSB/AM/FM recvr. dig. readout	£329.00 (5.00)
MEM7700	Memory unit for above	90.00 (1.00)
Converters for above:		
FRV7700A	118-150MHz	69.75 (1.75)
FRV7700B	50-60MHz & 118-150MHz	75.50 (1.75)
FRV7700C	140-170MHz	65.95 (1.75)
FRV7700D	70-80MHz & 118-150MHz	72.45 (1.75)
FR7700	Receiver aerial tuner	37.85 (2.00)
FT480R	2m all-mode transceiver	379.00 (5.00)
FP80A	230V AC power supply	63.25 (2.00)
FT780R	70cm all-mode transceiver	449.00 (5.00)
FT290R	2m all-mode portable	249.00 (5.00)
FT230R	New 25W FM synthesised	239.00 (5.00)
NC11C	AC charger	8.00 (1.00)
CSC-1	Carrying case	3.45 (0.50)
MMB-11	Mobile mounting bracket	22.25 (1.50)
QTR24	World Ham clock	19.95 (1.50)

FT208	2m synthesised portable FM	209.00 (2.50)
NC9C	AC charger	8.00 (1.00)
FT708R	70cm hand-held	219.00 (2.50)

ICOM

IC 730	HF mobile transceiver 8 band	586.00 (5.00)
IC 720A	HF transceiver and gen. cov. receiver	883.00 (5.00)
PS 15	Power supply for 720A	99.00 (5.00)
IC 251E	2m multimode base station	499.00 (5.00)
IC 25E	2m synthesised compact 25W mobile	259.00 (5.00)
IC 290E	2m multimode mobile	366.00 (5.00)
IC 2E	2m FM synthesised handheld	159.00 (2.50)
IC 4E	70cms Synthesised Handheld	199.00 (2.50)
IC L1/2/3	Soft cases	3.50 (0.50)
IC HM9	Speaker/microphone	12.00 (1.00)
IC CP1	Car charging lead	3.20 (0.50)
IC BP2	6V Nicad pack for IC2E	22.00 (1.00)
IC BP3	9V Nicad pack for IC2E	17.70 (1.00)
IC BP4	Empty case for 6 x AA Nicads	5.80 (0.50)
IC BP5	11.5V Nicad pack for IC2E	30.50 (1.00)
IC DC1	12V adaptor pack for IC2E	8.40 (0.50)

FDK VHF/UHF

Multi 700EX	2m FM synthesised 25W mobile	199.00 (5.00)
Multi 750E	2m multimode mobile	289.00 (5.00)
Expander	70cm transverter for M750E	219.00 (5.00)

(ALSO FULL RANGE OF WELZ METERS)
WE ALSO STOCK:-

**JAYBEAM ANTENNAS
G-WHIP MOBILE ANTENNA RANGE
MICROWAVE MODULES
AERIAL ROTATORS**

All prices inc. VAT, P&P, inc. Brackets

24 HOUR ANSWERPHONE CREDITCHARGE PART EXCHANGE
58 HIGH STREET, NEWPORT PAGNELL, BUCKS.
TEL: 0908 610625



YOUR OFFICIAL SOMMERKAMP IMPORTER



THIS MONTH'S SPECIAL OFFER
TS 788DX The ultimate in 10m communications.
All mode, 100W P.E.P. - Special price **£339**



VHF EQUIPMENT

FT 290R	2m all mode portable transceiver (inc. charger).	£239
FT 480R	2m all mode mobile/base station	£369
FT 780	70cms version Sommerkamp SC 1 base station console for 480 & 780	£439
FT 208RE	2m Hand portable transceiver	£125
FT 708RE	70cms version of above	£219
FT207	SPECIAL OFFER	£159
FT 230R	**NEW** 25W 2m FM mobile	£229
TS 280	**NEW VERSION** 144-148 12 1/2 kHz. Reverse repeater, 50 Watts output	£229
FT 725	FM mobile. SPECIAL OFFER	£199

2m AMPLIFIERS

FL 2050	(100W)	£125
FL 2010	(10W) Specially for use with FT290	£65

RECEIVERS

FRG 7700	(With memories fitted)	£389
FRG 7		£199
SX200N		£259
Bearcat 220FB.	SPECIAL OFFER	£199

STOP PRESS

4dB colinear, only **£17.50**
We stock genuine Sommerkamp quality accessories

NT30 12V3A regulated P/S E23. NT60 12V3A regulated P/S E30. YS2000 SWR bridge & power meter, reads 200W output from YS2000 SWR bridge & power meter 1.8-150MHz E54.

HF EQUIPMENT

FT 7B & YC 7B		£459
FP 12	(Matching p.s.u.)	£85
FT 767	(= FT 707) mobile HF, with scanning mic and CW filter	£629
FT 2772D	(= FT1012D) Sommerkamp unit with everything fitted (AM or FM, you choose)	£679
FT 902DM	Same as Yaesu with everything fitted, i.e. £60 worth of filters	£889
FT 307	Similar to Yaesu FT 107 with every possible extra	£879
FT 1	The ultimate in HF transceivers. Supplied with all extras fitted	P.O.A.
FL 2772D	HF Amplifier 2kW External speakers, VFOs etc are all available	£439 P.O.A.

We also carry a range of products from other manufacturers such as JAYBEAM, MICROWAVE MODULES, L.A.R., DATONG, CUSHCRAFT etc.

A selection of marine and commercial equipment is also available.

ALL PRICES MAY CHANGE OWING TO CURRENCY EXCHANGE FLUCTUATIONS.
All prices include VAT. HP terms available. Part Exchange. Access and Barclaycard welcome.

41 Sutton Road, Wigan Road, Bolton. G4GHE

Tel: (0204) 652233

9.30-5.30 Mon-Sat. Closed Wed. p.m.



Short Wave Broadcast Bands

by Charles Molloy G8BUS

Reports: as for medium wave DX, but please keep separate.

Regular readers of this column will be aware that radio receivers, especially the simpler ones, are able to generate unwanted signals which are usually called spurious responses or simply, spurious. They can be images, which cause a station to appear at two different places on the dial, or the receiver's internal oscillator may generate unwanted frequencies, usually multiples of the correct one, which make stations appear at unexpected places and prompt some of us to reach for our pocket calculators to come up with ingenious explanations to account for what is happening. There is also overloading, caused by applying very strong signals, perhaps from a long wire, to the receiver. Spurious are the result. One thing these unwanted signals have in common is that they are not real signals coming in from the antenna but are produced inside the receiver itself. They can be designed-out or reduced by careful use of the receiver's controls and choice of antenna.

There is another type of signal though called a harmonic, which is quite different. The harmonic is a real but unwanted frequency generated at the transmitting station. So far as the listener is concerned the harmonic is a real broadcast appearing at an unexpected place on the frequency spectrum. What are these harmonics, where do they appear and is there any way we can identify them for what they are.

Harmonics

When a radio signal is generated, there is a tendency to produce additional signals on multiples of the wanted frequency. For example, if the correct signal is 1MHz then there will be much weaker signals on 2MHz, 3MHz, 4MHz etc. These unwanted signals are called harmonics, the one on 2MHz being the second harmonic, the one on 3MHz the third and so on. There is no first harmonic as the main signal on 1MHz is called the fundamental.

Transmitting stations do their best to suppress harmonics and are usually very successful. Still, when a power of 500kW is being pumped into a transmitting antenna it is difficult to prevent a few watts of harmonics from going with it. Normally, this does not matter too much. Short Wave broadcasters try to operate near the maximum useable frequency (m.u.f.) for any path and harmonics just pass through the ionosphere off into space. At the moment, at a time of high solar activity, the m.u.f. is much higher

than normal and harmonics do come back from the ionosphere, often at a considerable distance from the transmitter.

Harmonic DXing

Where can we find harmonics? The most likely place is between the 21MHz band (13m) and the 26MHz band (11m). The second harmonics of stations in the 11MHz band (25m), including the unofficial spread at the ends, appear between 23MHz and 24MHz. Second harmonics from the 9MHz (31m) band are to be found between 18.9MHz and 19.9MHz while 4th harmonics from the 6MHz (49m) band are located between 24MHz and 25MHz with 5th harmonics coming up near 30MHz.

If you suspect you are listening to a harmonic then try to find its frequency as accurately as possible and divide it by 2, 3, 4 or 5 and see if this lines up with a known station. You may even be able to hear the original broadcast on the correct frequency but this is not always possible as the path might not be open on both frequencies. Harmonics that may be audible are Cairo on 24.1MHz (2 x 12.05), Budapest 23.82 (2 x 11.91), Baghdad 28.635 (3 x 9.545), Turkey 19.03 (2 x 9.515). This is real DX as the transmitting power may only be a few watts!

A few DXers specialise in hunting down harmonics though I doubt if they have much success with QSLs. Who is going to admit sending out a harmonic? It should not be thought that harmonics are only to be found on the higher frequencies. Second harmonics of medium wave stations do occasionally appear in the 2.3MHz (120m) and 3.2MHz (90m) tropical bands. A couple of years ago I really thought I was on to something on the 2.3MHz band until I realised I was listening to the second harmonic of BBC Radio 3 on 1215kHz.

DXing Latin America

The amount of high power international broadcasting and the jamming that exists on the short wave broadcasting bands discourages many DXers who eventually turn to the tropical bands in search of DX. It is not generally realised that there are times when some bands, although quiet, still hold DX. The higher frequencies are used during the daytime and after dark in the UK they appear dead while even the 11MHz (25m) band quiets down. The path to Central and South America is still open though, as it is still in daylight and this is the time to go looking for DX. A good outdoor antenna and even a preselector can be used at this time without danger of overloading the receiver, but a good portable with its whip is capable of pulling in some interesting signals.

There is some international broadcasting in English from this area, noticeably Radio Bras in Brazil on 15.125MHz and 17.805MHz at 1900UTC, and RAE Argentina on 11.71MHz at 2200, while HCJB in Ecuador can hardly be missed. The main interest though is in local broadcasting.

The 15MHz and 11MHz bands are used for domestic broadcasting on a non-seasonal basis by a number of countries in this part of the world and there are a number that come in regularly in the UK throughout the year.

Brazil is the most prominent and the easiest to identify since the language is Portuguese. Listen for Radio Globo in Rio de Janeiro on 11.785MHz and Radio Amazonia on 11.78MHz. Spanish is the main language of Latin America though its pronunciation is quite different in the south and the north of the continent and the two can easily be distinguished with a little experience. Listen for Radio Nacional de Chile on 15.14 and 15.15MHz, Radio Nacional Asuncion in Paraguay on 11.915, Radio el Espectador in Uruguay on 11.835, Radio el Mundo in Buenos Aires on 15.29, Radio Nacional Bogota in Colombia on 15.335.

In the Caribbean/Central America area XERMEX in Mexico is on 15.43MHz, Radio Clarin Dominican Republic 11.70MHz, Radio Habana Cuba 11.76MHz and Radio Free Grenada is in English on 15.045 and 15.105MHz. The above are only a selection of what can be heard but it should be remembered that these DX signals are a lot weaker than the normal daytime broadcasters on these bands and they can be missed easily if you tune quickly across the band.

Readers' Letters

Scottish DXers will be interested to learn that **John McCarra** has been holding meetings for radio enthusiasts in Glasgow since 1974. They are held once every two months and the type of interests represented are medium wave, short wave, f.m. and TVDXing. Further information is available from John at 47 Sunnybank Drive, Clarkston, Glasgow, G76 7SS.

"I am a new short wave listener" writes **Graham Coles** from Clapton, who is currently using a Bush DAC 41 of 1954 vintage along with a one metre length of wire as an antenna. Graham would like to join a DX club and I suggest a letter of enquiry and SAE to the World DX Club, 17 Motpur Drive, Northampton, NN2 6LY.

Reader **Paul Hutchison** (Billingham) has been active on 5MHz (60m), which is his favourite DX band, using an FRG-7700 and 15MHz (19m) band dipole. He reports hearing Radio Nigeria in English



A recent QSL card from Radio Sofia

on 4.77MHz at 2150, Radio Mundial Bolivar in Venezuela also on 4.77MHz, this time at 1214. Radio Guatapuri in Colombia was heard on 4.816 at 0358, Radio Sante Fé also in Colombia on 4.965 at 0730. Paul finds the extra selectivity of the FRG-7700 a great help in DXing.

"I am 19 years old and at present doing my military service" writes **Mikael Andersson** from Heby in Sweden. His receiver is a Grundig Satellit 1400 which

was used with its own antenna to pull in four Brazilians on the 11MHz band. These were Radio Globo on 11.805MHz, R.Bandeirantes on 11.925, R.Club Paranaense on 11.935 and R.Guacha on 11.915 plus some DX on the 2MHz band (120m). Stations heard here, all in China, were Gansu on 2.49MHz, Fujian 2.34, Zhejiang 2.475 and Yunnan 2.46—a very good log.

A report from *SWL Digest* (Radio Canada International) mentions that the

new WRNO in New Orleans has a programme called *The World of Radio*, presented by the well known DXer **Glen Hauser**. It is on 15.42MHz from 1900 to 1930 UTC on Tuesdays.

"I would be grateful if you could ask any readers if they could give me some help in increasing the frequency range and boosting the power of my newly acquired AT&E Reception Set" writes *PW* reader **A. C. Crowhurst** of 5 Arthur Wright Road, Fich Hoek 7975, RSA.

VHF Bands

by Ron Ham BRS15744

Reports to: Ron Ham BRS15744
Faraday, Greyfriars, Storrington,
Sussex RH20 4HE.

A certain amount of DX, especially when conditions are above average, is concealed by normal day-time traffic and extra strong signals. Therefore if you are about after midnight, have a tune around Band II, when most of the BBC stations will have closed down, and the 144MHz band repeater frequencies for co-channel identification signals and 14.090MHz for the weaker RTTY stations.

Solar

A fully steerable, home-brew, 9m dish antenna is being used by **John Smith** at his home in Rudgewick, Sussex, for a special study of the sun at 182MHz, looking for rapidly pulsating bursts. At the centre of the dish is an inward facing 5-element Yagi which feeds the solar signals to a 3N140 transistor amplifier in the focus box. The signals are amplified again by another 3N140 at the end of a 10 metre coaxial line before entering the main receiver, which has 3N140s in the front end followed by a 29MHz i.f. amplifier. At this point the signals are detected and then separated to feed an audio monitor, a d.c. amplifier to drive a pen recorder and an analogue digital conver-

ter for a microcomputer. The overall system gain is 140dB and is calibrated with a noise diode in the focus box. While these observations are in progress, mainly at weekends, John uses 10mm of chart per second and the computer not only stores 10-second samples but can feed the results back at a slower chart speed for analysis and supply information for a moving display on an oscilloscope.

Both **Peter Bushby** G8FNV, Worthing and **Ted Waring**, Bristol, use optical telescopes to project the sun's image on to a card for noting the presence of sunspots, and during Ted's observations he counted 25 spots on March 20, 30 on the 23rd, 55 on the 28th, 25 on April 6 and 36 on the 11th.

Several strong bursts of solar radio noise were recorded by **Cmdr Henry Hatfield**, Sevenoaks, on 136MHz and by me on 143MHz on March 21, 22 and 24, with noise storm conditions, Fig. 1, on March 18, 19, 20, 23, 24, 26 and 27. A similar report for 151MHz observations came from **Reg Taylor** in Shillington. Around 1850 on the 30th, **George Grzebieniak** G6GGE, London, recorded solar noise varying in strength at 144MHz, and between 1630 and 1725 on April 1 he heard auroral signals from G4LAA in Cumbria and GM8TSI in Midlothian.

The noise storm on the 27th and a series of bursts between 1700 and 1800 on the 26th, 28th, 29th and 30th were observed at 144.4MHz by Peter Bushby who uses an 8-element Yagi feeding a pre-amplified Pye Cambridge receiver with an output meter to measure the solar noise.

Although very little radio noise was recorded from the sun during the first three weeks of April, Peter reported seeing several small sunspots on the 14th. For those readers who keep statistics, my log shows that the sun was active on 51 of the first 90 days of 1982 compared with 38 for the same period in 1981.

The 28MHz Band

Although conditions on the 28MHz band appeared variable and generally down between March 18 and April 17, **Harold Brodribb**, St Leonards-on-Sea, periodically logged stations in Australia, Canada, India, Russia and South Africa. On April 9 the band "opened up to magnificent reception" said Harold, who then logged very strong signals from Canada and most call areas in the USA. At 0957 I heard a strong VK which, apart from signals from Japan on only 5 days, was my best DX for the period.

During March, **David Heale**, Bolton, using a Realistic DC-100L receiver added Japan and many stations in the USA to his 28MHz DX list, and **Ken Dines**, Horsham, is using a Sony 2001 receiver and long wire antenna while studying for the RAE. Ken is delighted with the set's performance, especially the accuracy of the computer-controlled tuning.

28MHz Beacons

My thanks to **David Newman** G4GLT, Fig. 2, Leicester, for clarifying a few points about the 28MHz beacons and writes "U2ABJ, which has been assumed by many to be a Russian beacon on 28.272MHz is in fact TU2ABJ at Abidjan, Ivory Coast and people made this mistake because of the long initial 'T'". David became interested in beacons in June 1980 and since then, with his large antenna, Fig. 3, has logged 39 different beacons, many of which did not last too long. Like **John Coulter**, Winchester and **Ted Waring**, David points out that the Hong Kong beacon VS6HK has changed its callsign to VS6TEN. In April 1981, David made a special study of the signals from the Australian beacons VK2WI and VK5WI and offers the following useful tips on beacon monitoring. "Daily observations are much better than occasional loggings and when one is QRT it is possible to leave a tape recorder, with a C120 cassette, running which gives an extra 60 minutes of monitoring. Alternatively, if the recorder has an electrical pause button this could be switched on

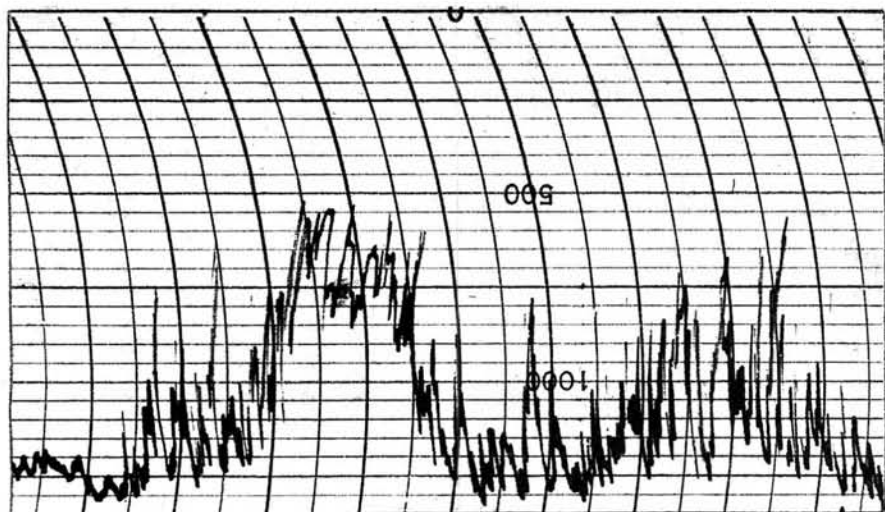


Fig. 1: Solar burst within a noise storm recorded by the author

During the period of the main rise and fall, March 23 to 28, a mild tropospheric opening took place causing many extra repeaters to come up on local channels as well as disturbing signals in Band II and the v.h.f. and u.h.f. amateur bands.

"Tropo seems to have been up on the 24th" writes George Grzebieniak, who worked many stations in Holland and a German station at 710km who was running 10W to a 10-element Yagi on 144MHz. During the 25th and 26th George worked G3VXY, Merseyside and several stations in Belgium and Holland. "The thing that I found interesting was that stations 60km west of London were not working the lift" says George who added that although G3JXN found 144MHz conditions poor on the 26th, they were good on 1296MHz. This often happens George, tropo disturbances are sometimes very directional and limited in frequency range.

Conditions peaked again in early April and on the 4th, George worked into ON and PE0 and G8VES in West Yorkshire and on the 6th he contacted G16DCQ in Co. Down.

Jon Kempster BRS45205, Berkhamsted, has purchased a second-hand Yaesu FRDX-400 which includes a converter for both the 144MHz and 50MHz bands. At 2235 on March 25 he heard ON7TN working through the Kent repeater GB3KN on R4, and at 0016 on the 26th he received EI9BD via the north London repeater GB3NL on R7 and noted a marked increase in the signal strength of the Leicester repeater GB3CF on R0. At 0910 on the 24th and 0038 on the 25th PD0LJR and ON1RL respectively were working through the Kent repeater.

During the March 144/432MHz contest, **Adrian Grover**, G6DBX, Burgess Hill, worked into France and the Midlands on 144MHz s.s.b. with his Yaesu 290R and a 5-element loft Yagi.

For most of March 24 I heard several French broadcast stations in Band II. At 1800 on the 23rd, Harold Brodribb counted 1 Belgian and 12 French stations between 87-100MHz and early on the 25th he received 5 editions of BBC Radios 2, 3 and 4 and noted 26 French stations in the band.

"The best time of the opening was between 0630 and 0830 on the 26th, when signals from broadcast stations in Belgium, France and Holland were strong and numerous" writes **Ian Kelly** from Reading who received a fine QSL card, Fig. 5, from Belgische Radio en Televisie (BRT) for a reception report on their 98.6MHz signals which he sent them earlier this year.

During the evenings of March 24 and 25, **Simon Hamer** heard a "phone-in" programme from LBC. *Stranger on the Shore* by Acker Bilk from ILR's Piccadilly Radio, strong signals from BBC Radios Manchester and Solent, ILR Chiltern, a good stereo signal from BRT Belgium and very good signals from TDF-Frequence-Nord and TDF-France Cultur from both Lille and Brest.

"BBC local radio stations were swamped" said Harold Brodribb who again found 21 French stations at 1800 on the 28th and Simon Hamer received 9 editions of BBC Radio 4 during the evening of April 4. All of these reports should interest hi-fi enthusiast **Ian Goodwin** of Pontefract, who uses a Quad FM4 stereo with a 6-element rotatable Yagi for Band II and is looking for some extra gear for long distance reception.

On the subject of local radio, I learnt that BBC Radio Brighton has two amateurs on their production team, **Piers Bishop** G6CJS who presents the morning programme *Coast-Wise* and **Ian Collington** G6DTS who produces a variety of programmes and is often heard working 144MHz mobile with his IC240.

Microwaves

During the tropo opening on March 24 and 25 conditions on 10GHz were very good and the 10GHz beacon at Martlesham, with 1mW output, presented a strong signal in PA0. "G3LQR near Woodbridge worked a number of PAOs on 10GHz and PAOs were calling on 432.2MHz for 10GHz QSOs" writes **John Tye** G4BYV, Dereham, who worked DL3NI at 450km, with 59 reports both ways, on 2.32GHz on March 24. "We have now moved to 2.32GHz as both DL and PA0 no longer have 2.304GHz" said John who now has a receiver working on 5.76GHz (6cm).

News Items

Since the Rowner and District Amateur Radio Society was formed in January they have concentrated their efforts on constructional projects and getting some members through the RAE. Readers in the Gosport/Portsmouth area wishing to know more about the club should contact "Mac" McKeever, 108 Greenaway Lane, Warsash, SO3 6HS.

The Brownlow family from Brighton were active at the Chalk Pits Museum, Amberley, on April 15 and 18 and while **Gerry** G3WMU, was explaining the techniques of amateur radio to the museum's visitors, **Richard** G4LCV entertained them by working stations in Finland, Germany, Italy and the USSR on the key. During the afternoon of the 18th, **Margaret** G4LCU, worked a husband and wife team VE1ATU and VE1BQF on s.s.b. giving the Canadians their first YL contact in the UK. Gerry has spent some time building a quad antenna for the h.f. bands which now looks very impressive at the top of the museum's new antenna mast.

TV

by Ron Ham BRS15744

Reports: as for VHF Bands,
but please keep separate.

With the advent of a wide variety of compact, battery-powered television receivers, most of which tune through bands III, IV and V, DXing from a temporary location on high ground has become relatively easy. Although television signals are polarised, the telescopic rod antenna fitted to the sets will usually suffice. However, antenna polarisation is an important factor in our search for DX so it is well worth the time to tune through the bands, first with the rod vertical and then again with it horizontal, not forgetting that when the antenna is horizontal it also becomes directional.

Acknowledgment

A good reception report to a broadcast station can be worthwhile because in

reply to information that **Brian Renforth**, Chippenham, sent to Swedish Television he received an impressive QSL card, Fig. 1, a large postcard in colour of their TV1-Sverige test card and a booklet containing maps and details of Swedish broadcasting sent by Hans Ekman, their international co-ordinator.




Fig. 1: QSL card received by Brian Renforth

Sporadic-E

Often a considerable amount of information can be obtained from the many random bursts of picture which appear on Ch. R1 49.75MHz, either via meteor trail reflection or pre-season sporadic-E. Obviously one cannot watch the screen the whole time therefore it is advantageous to run a radio receiver, tuned to 49.75MHz, alongside the television set so that the sound of synchronising pulses from the loudspeaker will draw one's attention to the associated picture on the screen. For this particular purpose and a quick tune around the Band I sound channels, **Roger Bunney** uses a wartime Hallicrafters SX21, **Harold Brodribb** an ex-military RL85, I use an ex-army R216 and **George Grzebieniak** has purchased a Tandy Patrolman 50 for monitoring Ch. R1 and as a 38MHz i.f. amplifier for a v.h.f./u.h.f. television tuner.

Strong bursts of test card were seen around 0900 on Ch. E2 48.25MHz from Austria ORF FS1 on March 25 and on Ch. R1 from Czechoslovakia RS-KH on March 22 and April 5 and 7 and Poland on March 18, 20, 23 and 27 and April 1,



Fig. 2: SSTV colour picture received by Richard Thurlow



Fig. 3: SSTV colour picture received by Richard Thurlow



Fig. 4: SSTV colour picture received by Richard Thurlow



Fig. 5: Picture from G3NOX via 13XQW

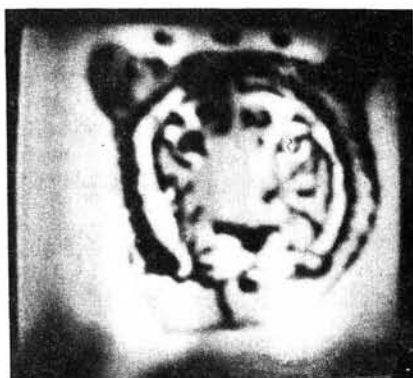


Fig. 6: Camera test by G3WW



Fig. 7: Camera test by G3WW

6, 7 and 16. Longer bursts of picture of a mathematics programme were seen at 0810 on March 25, clowns dancing at 0934 on April 11 and the Polish insignia "dt" at 0901 on the 14th. At 1400 on March 30, Brian Renforth received pictures of what looked like a classroom on Chs. E2 or R1, bursts of an entertainment show with stand-up comedian in front of a studio audience on Ch. E3 55.25MHz at 2100 on April 10 and a children's programme at 1430 on the 11th.

Keith Hamer and Garry Smith of Derby saw the first real sporadic-E opening of the 1982 season at midday on March 31 when they received strong pictures and good quality sound from the USSR on Chs. R1 and R2 and a test card from Poland on Ch. R1. Checking the band again at 1820 they had a bonus when a bit of trans-equatorial propagation put an African test signal on their screen.

Tropospheric

During the spell of good conditions between March 23 and 27, Harold Brodribb, St Leonards-on-Sea, received pictures from France TDF on Chs. 21 and 34 and George Grzebieniak, London, using an 18in Pye colour receiver and a 9-element Yagi received pictures from Holland NOS 1 and 2 on Chs. 28 and 31 and German stations WDR on Ch. 46 and possible ZDF on Chs. 31 and 34. For long periods between 0845 on the 24th and 1000 on the 26th, I received

strong pictures from the IBA transmitter at Lichfield, Central TV, on Ch. B8, with only a dipole feeding my Marconiphone, Band III 405-line receiver as did Brian Renforth using a 405-line receiver and a Telerection double 8 antenna. At 0810 on the 25th, I received a test card from Holland PTT NED 1 on Ch. E5 and around 1600 I took my Plustron TVR5D to a nearby high spot and with its own telescopic antenna and by adjusting the line hold control, a strong test card TDR TV1 from France appeared on Ch. 21. Periodically between the 24th and 26th, both the BBC and IBA warned their viewers about the prevailing interference. On the 25th, Brian received pictures from TDF and between 0700 and 0900 on the 26th, both Brian and Ian Kelly, Reading, received the Dutch test cards PTT NED 1 and PTT NED 2. "At least 3 Dutch stations were seen in Band IV, one of them was on an adjacent channel to BBC2 and the Dutch picture was chopped into four quadrants and travelled at 1 frame approximately every 2 seconds horizontally across the screen," writes Ian who also noticed that before 0800 the stations NOS Nederland 1 and 2 carried a card scribed AUUC HUS, "there's nothing like this in my Dutch dictionary" says Ian.

"On March 25, TV DXing was a bit on the disappointing side" writes Simon Hamer from Presteigne, whose only DX was a fair picture from Anglia TV at Sandy Heath despite the warnings of interference. This suggests that the opening did not reach Wales which adds weight to

the point raised by George Grzebieniak that the event was in limited areas (see *VHF Bands*).

At 1735 on the 28th, Harold Brodribb received clear, negative pictures from France on Chs. 21 and 34 as I did again on one of my hilltop expeditions at 1700 on April 15 and 1600 on the 16th.

SSTV

At 2036 on March 22, Richard Thurlow G3WW, March, had a two-way slow-scan television contact with G3LUI on 144.230MHz and learnt that the Essex 144MHz SSTV f.m. net is active on 144.5MHz every Wednesday at 2000 BST and among the net members that Richard has worked are G4IMO Rochford, G4KXN Chelmsford and G4MYQ Clacton-on-Sea. During the good 144MHz conditions on March 24, Richard made first-time SSTV QSOs with PA2JSL and PE1GNF and G3RED, Peterborough, BARTG's crack RTTY news sender. On the 25th he exchanged pictures with G8ASI in Hemel Hempstead and ON4VF.

Colour SSTV

The QSO between G4IMO and Richard on 144.5MHz around 2119 on March 31 began with monochrome and then they spent some 30 minutes sending colour pictures back and forth. "We both use black and white cameras and three coloured filters into a Robot 400s plus two home-brew memories" writes Richard, who adds: "new two-way QSOs

in colour continue to increase on the 28MHz and 14MHz bands". The SSTV signals received off-air and from his own camera tests are displayed on a 14in Ferguson colour portable and Figs. 2, 3 and 4 are pictures he received during experiments with an Italian station, I3XQW, Fig. 5 originated from G3NOX and was received via I3XQW who replayed it, and Figs. 6 and 7 are the results of Richard's own camera tests. The tiger's head is from a knitting pattern in a woman's magazine stood in front of his Robot 80a camera. The Italian station is now using two of the colour pictures he received from Richard in his colour demonstration tape.

I note from a circular that I received from Aero and General Supplies that "New FCC regulation permits USA general class operators to use slow-scan

television from 22nd February 1982" and this could double SSTV operation from the USA.

Amateur Television

The Worthing and District Video Repeater Group hope soon to have their television repeater GB3VR, operational in the Worthing area to cover the coast between Bognor and Shoreham. For further information and offers of help, contact Martin Newell G8KOE QTHR.

Get Together

"I now have a Plustron TVR5D with antennas for Bands I, III, IV and V on a rotator, on the roof" writes Tim Ander-

son from Stroud who would be pleased to hear from other TVDXers in his part of the world: 24 Highfield Rd, Bowbridge, Stroud, Glos.

Warning

Please bear in mind that the early valved v.h.f. receivers such as the Eddystone 770R, Hallicrafters SX21, S27 and S36 and ex-government RL85 and R216, often mentioned in this column, are between 25 and 40 years old and when found on the second-hand market may require considerable repair work to bring them up to their original performance. If you do see one and are not sure about it, do get some expert advice, because, although old, they are still useful receivers.

swap spot

Have stock album mainly mint British stamps and mint Commonwealth. SEM-18-144MHz convertor, new. LAR 7MHz traps, brand new. Would exchange for general coverage receiver, 144MHz gear, v.h.f. RX, high impedance desk mike. XTAL calibrator/wave meter. J. Randall G3OAZ QTHR, or 0256 65126 (Basingstoke) *N.430*

Have general coverage/amateur bands RX 9R-59DS, internal XTAL cal. Would exchange for 70cm transceiver, 3 or more channels. G3DSV, 036 27 324 (Crediton, Devon) *N.446*

Have 317 1926-1950 valves, "Grid Leaks" pocket phone, Bulgin VT17 i.f. liner, "Ardron" 2-valver about 1932, 2 Amplion Corvette M2V eliminators and a General Radio Co. Standard 603A signal generator. Would exchange for radio/TV test gear. A. Keys, Mill Lane Farm, South Somercotes, Louth, Lincs. *N.463*

Have BIM mains p.c.b. drill kit, boxed, with all tools, collets etc., almost as new. Also Verowire prototyping kit with plenty of additional wiring combs. Would exchange for quality radio, electronics or computer text books, magazines considered. David Millne, Bedlington (0670) 829215. *N.483*

Have telephone exchanges (ex-military). Would exchange for any GPO subs equipment (HES 1 & 2 especially sought) or exchange equipment (auto or manual), also require some GPO "N" series diagrams. John Hein, 13 Blane Avenue, Blanefield, Glasgow G63 9HU. Tel. 0360 70403 ext 25 (evening) 0855 2450 ext 20 (day). *N.498*

Have Telequipment 3in 6MHz scope, probes, Tandy 0-50MHz frequency meter, precision Taylormeter 100A, logic probe, CV power supply 0-38V 1.5 amp. Would exchange for FRG-7 digital, Trio 1000, Bearcat or good similar. C. Makin 051 526 7884. *N.510*

Have SX200 scanner receiver 26MHz to 512MHz. Would part exchange for Grundig Satellit 3400 or similar. H. Tobias, 108 Baysdale Road, Scunthorpe, South Humberside, DN16 2QG. Tel. 0746 841586. *N.519*

Have Cannon camera AE1 as new, zoom lens 100-175, enlarger, dark-room equipment. Would exchange for Trio R600. J. Adams, Burton-on-Trent 221870. *N.568*

Have Binatone 5-star f.m. CB transceiver with slidemounting, antenna loft ground plane and coaxial cable, 13.8V 3 amp power supply, v.s.w.r. meter, extension speaker, p.a. horn, spare microphone, patch leads, antenna matcher and coaxial switch. Would exchange for Icom IC2E, charger unit and microphone. M. A. Williams 01-237 4581 ext 100 (office hours) 01-698 4392 (home). *N.579*

Have 1951 Defiant Band I TV, no picture but all tubes light. Would exchange for a dead oscilloscope or w.h.y. V. Halsall, 50 Sunfield Road, Oldham, Lancs. *N.593*

Have 24GHz Rank precision slotted line s.w.r. meter including dial gauge, new, crated with instructions. Would exchange for Eddystone 880 receiver. M. Mann G4FFO, 45 Old School Lane, Milton, Cambridge, CB4 4BS. Tel. 0223 860150. *N.601*

Have JVC 3040UKC, CR100, R107 and Pathfinder. Would exchange for SX200 or APR9. D. Overall, 36 Eleanor Road, Waltham Cross, Herts. EN8 7DL. *N.628*

Have two 20W 4Ω stereo speakers and Ferguson stereo cassette tape recorder (not compatible with speakers). Would exchange for decent short-wave portable receiver. T. Graham, 44 Watermead, Bolton-on-Dearne, Rotherham, South Yorks, S63 8NF. Tel. Rotherham 898374. *N.629*

PW "SWAP SPOT"

Got a camera, want a receiver? Got a v.h.f. rig, want some h.f. gear to go with your new G4? In fact, have you got anything to trade?

If so, why not advertise it FREE in our new feature SWAP SPOT. Send details, including what equipment you're looking for, to "SWAP SPOT", *Practical Wireless*, Westover House, West Quay Road, Poole, Dorset BH15 1JG, for inclusion in the first available issue of the magazine.

A FEW SIMPLE RULES: Your ad. should follow the format of those appearing above; it must be typed or written in block letters; it must be not more than 40 words long including name and address/telephone number. Swaps only—no items for sale.

THE CC CENTRE

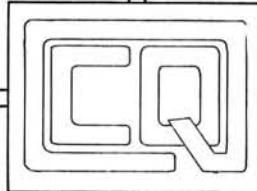
10 MERTON PARK PARADE,
KINGSTON RD.,
LONDON SW19

(Opp. JUNCTION OF MERTON HALL RD.)

TEL: 543-5150

For your convenience we are open until 8 p.m.
every Wednesday

ACCESS BARCLAYCARD
BOWMAKER FINANCE



NEW AND SECOND HAND EQUIPMENT ALL FULLY GUARANTEED

ICOM - YAESU - TRIO - STANDARD
FDK - AZDEN - JAYBEAM - FDK

Full range of SMC - Jaybeam and T.A.R.
Antennas always available.

All your requirements for Poles - Lashing
Kits - Rotators - Cable etc.

2 METRE SLIM JIM £7
2 METRE HB9-CV BEAM £8.50

CITIZENS BAND RADIO

We are stockists for:-

SMC - MURA - CAL COMM - TURNER -
UNIDEN - COMMTRON - MAXCOMM -
AVANTI - K40 - TAGRA - HY GAIN -
HARVARD - HMP - HIRSTCHMAN

Call in and see the latest rig

THE INTERCEPTOR TC-300

Large selection of Antennas - Power Mikes -
Meters - Pre Amps - Burners - PSU - etc.

We are the sole CB stockist of the Adonis Mobile Mike.

Why not telephone or drop in for a chat about your gear. Copious amounts of tea and coffee always available plus friendly sensible advice.

We are always seeking s/hand eqpt. to purchase or part exchange, faulty or working. Try us first (or last perhaps), we think you will be pleasantly surprised. We also offer a tried and tested sale or return service, we will sell your eqpt. on a 10% commission basis, you affix your own price ticket.

WE ARE TURNING SECOND HAND PRICES
UPSIDE DOWN

PM COMPONENTS LTD. VALVE & COMPONENTS SPECIALISTS

SELECTOR HOUSE, WROTHAM ROAD, MEOPHAM GREEN, MEOPHAM, KENT

PHONE 0474 813225. TELEX 965966 WEST ST G



NEW BRANDED VALVES				INTEGRATED CIRCUITS				SEMICONDUCTORS				TIP31C			
A2087 11.50	ECF82 0.60	EZ80 0.75	PCL85 0.90	6AB7 0.60	7B7 1.40	AN214Q 2.50	AC127 0.20	BC170B 0.10	BF197 0.11	TIP31C 0.42					
A2134 14.50	ECF86 1.50	EZ81 0.56	PCL86 0.80	6AB8 0.66	7S7 3.00	AN240 2.80	AC128 0.20	BC171 0.08	BF198 0.10	TIP32C 0.42					
A2293 7.20	ECF812 1.20	EZ90 0.96	PCL805 0.90	6AF4A 1.20	7591A 2.35	AN240 2.80	AC141K 0.34	BC172 0.09	BF200 0.30	TIP41C 0.45					
A2900 15.00	ECCH3 2.50	G1/371K 30.00	PF500 3.50	6AG7 1.20	11E2 16.50	AN240 2.80	AC176 0.27	BC173B 0.10	BF258 0.25	TIP42C 0.47					
DAF91 0.45	ECCH3 1.50	G55/1K 8.00	PL200 1.13	6AH6 1.00	12AC6 0.80	LA4031P 2.70	AC176K 0.31	BC182 0.09	BF259 0.26	TIP2955 0.65					
DAF96 0.65	ECCH42 1.00	G120/1B 8.00	PL36 1.05	6AJ7 1.00	12AD6 0.80	LA4400 4.15	AC187 0.25	BC187 0.12	BF336 0.34	TIP3055 0.66					
DF91 0.45	ECCH81 0.58	G510C 12.00	PL81A 0.75	6AK5 2.00	12AE6 0.85	LC7120 3.50	AC187K 0.28	BC184LA 0.09	BFX29 0.30	TIS91 0.20					
DF92 0.60	ECCH84 0.93	GXU50 12.50	PL84 0.85	6AL5 0.52	12AG8 1.50	LC7130 3.50	AC187K 0.28	BC212 0.09	BFX84 0.26	2N3055 0.52					
DF96 2.00	ECL80 1.66	GY501 1.20	PL509 1.12	6AM4 2.50	12AH8 5.50	LC7131 3.50	AD149 0.22	BC212L 0.09	BFX85 0.32	2N3070 0.12					
DK91 0.90	ECL82 0.58	GZ30 1.00	PL508 1.75	6AM5 2.00	12AT7 0.55	MC1307P 1.00	AD161 0.39	BC213 0.09	BFX86 0.25	2N3703 0.12					
DK92 1.20	ECL84 0.74	GZ32 1.00	PL519 3.50	6AN5 2.00	12AT7WA 2.50	MC1330P 0.76	AD161/2 1.04	BC237 0.09	BFY50 0.21	2N3704 0.12					
DK96 0.65	ECL86 0.74	GZ33 4.50	PL802 2.95	6AN8A 2.50	12AU6 0.60	ML231B 1.75	AF162 0.35	BC238 0.09	BFY51 0.21	2N3705 0.12					
DL94 1.20	EF37A 2.95	GZ34 2.50	PY88 0.74	6AS5 1.50	12AU7 0.55	SL901B 4.35	AF125 0.32	BC307 0.09	BFY52 0.25	2N3706 0.12					
DL96 2.50	EF39 1.25	GZ37 4.00	PY500A 1.75	6AS6 2.50	12AV6 0.80	SL917B 6.25	AF126 0.32	BC327 0.10	BT106 1.00	2N3708 0.12					
DL96 1.20	EF42 2.50	KT61 4.00	PY800 0.70	6AS7G 6.00	12AX7 0.55	SN76003N 1.65	AF127 0.32	BC337 0.10	BT108 1.22	2N5296 0.48					
DL96 1.20	EF42 2.50	KT61 4.00	QY801 0.70	6AT6 0.80	12AX7WA 2.50	SN76023N 1.45	AF139 0.42	BC461 0.35	BT116 1.20	2N5298 0.50					
DL96 1.20	EF42 2.50	KT61 4.00	QY801 0.70	6AU6 0.85	12AY7 2.50	SN76033N 1.65	AF239 0.42	BC478 0.20	BU105 1.22	2N5496 0.66					
DL96 1.20	EF42 2.50	KT61 4.00	QY801 0.70	6AV6 0.72	12AZ7 4.00	SN76131N 1.30	AU106 2.06	BC547 0.10	BU108 1.69	2SA715 0.95					
DL96 1.20	EF42 2.50	KT61 4.00	QY801 0.70	6AW8A 2.50	12AZ7A 1.50	SN76660N 0.80	AU110 1.75	BC548 0.10	BU124 1.00	2SC495 0.80					
DL96 1.20	EF42 2.50	KT61 4.00	QY801 0.70	6BA6 0.50	12BA6 0.75	SN76666N 0.70	AU112 1.85	BC549A 0.08	BU126 1.22	2SC496 0.80					
DL96 1.20	EF42 2.50	KT61 4.00	QY801 0.70	6BA7 3.75	12BE6 1.05	SN76666N 0.70	AU113 1.85	BC557 0.08	BU205 1.30	2SC1096 0.80					
DL96 1.20	EF42 2.50	KT61 4.00	QY801 0.70	6B8A 3.50	12BH7 0.95	TA550 0.25	BC107 1.10	BC558 0.08	BU208 1.39	2SC1172Y 2.20					
DL96 1.20	EF42 2.50	KT61 4.00	QY801 0.70	6BE6 0.72	12BL6 0.70	TA7120 1.85	BC107B 0.10	BD131 0.32	BU208A 1.52	2SC1173 1.15					
DL96 1.20	EF42 2.50	KT61 4.00	QY801 0.70	6B8A 3.50	12C8GT 0.70	TA7130 1.50	BC108 0.10	BD132 0.35	BU326A 1.42	2SC1306 1.25					
DL96 1.20	EF42 2.50	KT61 4.00	QY801 0.70	6BH6 1.60	12E1 16.50	TA7200 2.15	BC109B 0.10	BD133 0.40	MJE340 0.40	2SC1307 1.85					
DL96 1.20	EF42 2.50	KT61 4.00	QY801 0.70	6BJ6 1.05	12GN7 3.95	TA7205A 1.95	BC141 0.25	BD135 0.30	MRF450A 11.50	2SC1449 0.80					
DL96 1.20	EF42 2.50	KT61 4.00	QY801 0.70	6BN7 3.50	12HG7A 3.95	TA7205A 1.95	BC142 0.21	BD136 0.30	MRF475 2.50	2SC1478 1.25					
DL96 1.20	EF42 2.50	KT61 4.00	QY801 0.70	6BN8 2.00	12SL7 1.50	TA7310 1.80	BC143 0.24	BD138 0.30	MRF477 9.50	2SC1495 1.00					
DL96 1.20	EF42 2.50	KT61 4.00	QY801 0.70	6BR7 3.75	12SN7GT 1.85	TBA120S 0.70	BC147 0.05	BD139 0.32	OC71 0.22	2SC1498 0.80					
DL96 1.20	EF42 2.50	KT61 4.00	QY801 0.70	6BR8A 1.20	30FL2 1.95	TBA120S 0.70	BC148 0.09	BD140 0.30	R20088 1.70	2SC1507 0.80					
DL96 1.20	EF42 2.50	KT61 4.00	QY801 0.70	6BS7 3.30	40KD6 3.95	TBA520Q 1.10	BC149 0.09	BF179 0.34	R20108 1.70	2SC1508 0.80					
DL96 1.20	EF42 2.50	KT61 4.00	QY801 0.70	6B8A 3.50	85A1 5.40	TBA530Q 1.10	BC157 0.10	BF180 0.29	R2540 2.48	2SC2029 1.60					
DL96 1.20	EF42 2.50	KT61 4.00	QY801 0.70	6C4 0.60	85A2 2.00	TBA530Q 1.10	BC158 0.09	BF183 0.29	TIP29 0.40	2SC2078 1.45					
DL96 1.20	EF42 2.50	KT61 4.00	QY801 0.70	6CL6 2.50	90CG 10.85	TBA800 0.89	BC159 0.09	BF194 0.11	TIP29C 0.42	2SC2091 0.85					
DL96 1.20	EF42 2.50	KT61 4.00	QY801 0.70	6EAB 1.80	92AV 10.00	TBA800 0.89	BC160 0.28	BF196 0.11	TIP30C 0.43						
DL96 1.20	EF42 2.50	KT61 4.00	QY801 0.70	6FG6 2.00	92AV 10.00	TBA920Q 1.35									
DL96 1.20	EF42 2.50	KT61 4.00	QY801 0.70	6F28 1.25	807 1.50	TDA1004A 2.20									
DL96 1.20	EF42 2.50	KT61 4.00	QY801 0.70	6GH8A 0.80	811A 9.00	TDA1170 1.95									
DL96 1.20	EF42 2.50	KT61 4.00	QY801 0.70	6GK6 2.00	813 18.50	TDA1327 1.70									
DL96 1.20	EF42 2.50	KT61 4.00	QY801 0.70	6H6 1.35	5636 3.00	TDA1412 0.85									
DL96 1.20	EF42 2.50	KT61 4.00	QY801 0.70	6J5GT 0.75	5651 1.75	TDA2020 2.45									
DL96 1.20	EF42 2.50	KT61 4.00	QY801 0.70	6J6 1.05	5670 3.50	TDA2030 2.80									
DL96 1.20	EF42 2.50	KT61 4.00	QY801 0.70	6J7GT 1.25	5687 8.15	TDA2532 1.95									
DL96 1.20	EF42 2.50	KT61 4.00	QY801 0.70	6J86 3.95	5696 2.55	TDA2540 2.15									
DL96 1.20	EF42 2.50	KT61 4.00	QY801 0.70	6JS6C 2.55	5749 2.00	TDA2590 2.95									
DL96 1.20	EF42 2.50	KT61 4.00	QY801 0.70	6K7 0.70	5751 1.50	TDA2600 2.95									
DL96 1.20	EF42 2.50	KT61 4.00	QY801 0.70	6KDB6 4.50	5814A 2.75	TDA2611A 1.95									
DL96 1.20	EF42 2.50	KT61 4.00	QY801 0.70	6L6GC 1.90	5965 2.25	UPC566H 2.95									
DL96 1.20	EF42 2.50	KT61 4.00	QY801 0.70	6L6GT 1.20	6060 1.50	UPC1001H 2.50									
DL96 1.20	EF42 2.50	KT61 4.00	QY801 0.70	6L7 0.55	6080 4.50	UPC1025 2.95									
DL96 1.20	EF42 2.50	KT61 4.00	QY801 0.70	6L8 0.60	6146B 4.95	UPC1156H 2.50									
DL96 1.20	EF42 2.50	KT61 4.00	QY801 0.70	6V8GT 0.90	7360 7.50										

Many other items available
Please phone send list for quote
Goods normally despatched within 24 hours

CALLERS WELCOME

★ Entrance on A227 50yds ★ Hours
South of Meopham Green by Mon.-Fri. 9.30-5.30
Little Blue House Saturday 9.30-12.00

P. & P. 50p. Please add V.A.T. at 15%
★ 24-HOUR ANSAPHONE SERVICE ★

BI-PAK



5T21 SCREWDRIVER SET
6 precision screwdrivers in hinged plastic case. Sizes — 0.8 1.4 2.2 2.4 2.9 and 3.8mm **£1.75**

5T31 NUT DRIVER SET
5 precision nut drivers in hinged plastic case. With turning rod. Sizes — 3 3.5 4 4.5 and 5mm **£1.75**

5T41 TOOL SET
5 precision instruments in hinged plastic case. Crosspoint (Phillips) screwdrivers — H 0 and H 1 Hex key wrenches — 1.5 2 and 2.5mm **£1.75**

5T51 WRENCH SET
5 precision wrenches in hinged plastic case. Sizes — 4 4.5 5 5.5 and 6mm **£1.75**

BUY ALL FOUR SETS 5T21-5T51 and get HEX KEY SET FREE
HEX KEY SET ON RING
Sizes 1.5 2 2.5 3 4 5 5.5 and 6mm
Made of hardened steel
HX/1 **£1.25**



BRAND NEW LCD DISPLAY MULTITESTER.

RE 188m
LCD 10 MEGOHM INPUT IMPEDANCE
*3 1/2 digit * 16 ranges plus hFE test facility for PNP and NPN transistors * Auto zero, auto polarity * Single-handed, pushbutton operation * Over range indication * 12 5mm (1/2 inch) large LCD readout * Diode check * Fast circuit protection * Test leads, battery and instructions included
Max indication 1999 or — 1999
Polarity indication Negative only
Positive readings appear without + sign
Input impedance 10 Megohms
Zero adjust Automatic
Sampling time 250 milliseconds
Temperature range — 5°C to 50°C
Power Supply 1 x PP3 or equivalent 9V battery
Consumption 20mW
Size 155 x 88 x 31mm
RANGES
DC Voltage 0-200mV
0-2-20-200-1000V Acc 0.8%
AC Voltage 0-200-1000V
Acc 1.2% DC Current 0-200uA
0-2-20-200mA 0-10A Acc 1.2%
Resistance 0-2-20-200K ohms
0-2 Megohms Acc 1%
BI-PAK VERY LOWEST POSS PRICE **£35.00** each



VALVES

V.A.T. INCLUDED

A1085 1.40	EF83 1.75	PAC80 0.80	U27 1.15	5V4G 0.75	6J56C 2.85	20D1 0.80
A2293 3.80	EF85 0.80	PC85 0.75	U191 0.85	5Y3GT 0.80	6K7 0.80	20F2 0.85
A2900 8.20	EF80 0.75	PC88 0.85	U30 0.85	5Z4G 1.00	6L6G 2.80	20E1 1.30
AR8 0.75	EF89 1.05	PC89 0.75	U60 1.50	5Z4GT 1.05	6BE6 2.10	20P3 0.75
AR3 0.70	EF91 1.50	PC90 1.15	U80 0.90	6/30L2 0.90	6L6GT 1.25	20P4 1.25
AT4 0.80	EF92 2.80	PC92 0.85	U81 1.20	6AB7 0.70	6L7G 0.85	20P5 1.35
B12H 3.90	EF95 0.85	PC95 0.85	U82 1.75	6AL5 0.75	6L7GT 2.80	20P18 2.85
CV3 1.40	EF96 0.80	PC98 0.80	U83 1.75	6AL5 0.75	6L8G 2.80	25Z4G 0.75
DAF56 0.70	EF103 0.80	PC99 0.80	U84 1.75	6AL5 0.75	6L9G 2.80	30C15 0.50
DE722 26.80	EF184 0.80	PC99 0.80	U85 1.75	6AL5 0.75	6L9GT 2.80	30C17 0.50
DF6 0.70	EF80A 4.95	PC99 0.80	U86 1.75	6AL5 0.75	6L9GT 2.80	30C18 1.10
DH76 0.75	EF812 0.75	PC99 0.80	U87 1.75	6AL5 0.75	6L9GT 2.80	30C19 1.10
DL32 0.80	EF200 2.80	PC99 0.80	U88 1.75	6AL5 0.75	6L9GT 2.80	30C20 1.10
DY86/87 0.85	EH90 0.85	PC99 0.80	U89 1.75	6AL5 0.75	6L9GT 2.80	30C21 1.10
ES5 14.90	EL32 1.10	PC99 0.80	U90 1.75	6AL5 0.75	6L9GT 2.80	30C22 1.10
ES5C 1.80	EL34 1.80	PC99 0.80	U91 1.75	6AL5 0.75	6L9GT 2.80	30C23 1.10
ER8C 1.80	EL200 4.40	PC99 0.80	U92 1.75	6AL5 0.75	6L9GT 2.80	30C24 1.10
ER2C 2.20	EL81 2.45	PC99 0.80	U93 1.75	6AL5 0.75	6L9GT 2.80	30C25 1.10
ER8C 1.80	EL82 0.70	PC99 0.80	U94 1.75	6AL5 0.75	6L9GT 2.80	30C26 1.10
ER8C 1.80	EL83 0.80	PC99 0.80	U95 1.75	6AL5 0.75	6L9GT 2.80	30C27 1.10
ER8C 1.80	EL84 0.80	PC99 0.80	U96 1.75	6AL5 0.75	6L9GT 2.80	30C28 1.10
ER8C 1.80	EL85 0.80	PC99 0.80	U97 1.75	6AL5 0.75	6L9GT 2.80	30C29 1.10
ER8C 1.80	EL86 0.80	PC99 0.80	U98 1.75	6AL5 0.75	6L9GT 2.80	30C30 1.10
ER8C 1.80	EL87 0.80	PC99 0.80	U99 1.75	6AL5 0.75	6L9GT 2.80	30C31 1.10
ER8C 1.80	EL88 0.80	PC99 0.80	U100 1.75	6AL5 0.75	6L9GT 2.80	30C32 1.10
ER8C 1.80	EL89 0.80	PC99 0.80	U101 1.75	6AL5 0.75	6L9GT 2.80	30C33 1.10
ER8C 1.80	EL90 0.80	PC99 0.80	U102 1.75	6AL5 0.75	6L9GT 2.80	30C34 1.10
ER8C 1.80	EL91 4.20	PC99 0.80	U103 1.75	6AL5 0.75	6L9GT 2.80	30C35 1.10
ER8C 1.80	EL92 4.20	PC99 0.80	U104 1.75	6AL5 0.75	6L9GT 2.80	30C36 1.10
ER8C 1.80	EL93 4.20	PC99 0.80	U105 1.75	6AL5 0.75	6L9GT 2.80	30C37 1.10
ER8C 1.80	EL94 4.20	PC99 0.80	U106 1.75	6AL5 0.75	6L9GT 2.80	30C38 1.10
ER8C 1.80	EL95 4.20	PC99 0.80	U107 1.75	6AL5 0.75	6L9GT 2.80	30C39 1.10
ER8C 1.80	EL96 4.20	PC99 0.80	U108 1.75	6AL5 0.75	6L9GT 2.80	30C40 1.10
ER8C 1.80	EL97 4.20	PC99 0.80	U109 1.75	6AL5 0.75	6L9GT 2.80	30C41 1.10
ER8C 1.80	EL98 4.20	PC99 0.80	U110 1.75	6AL5 0.75	6L9GT 2.80	30C42 1.10
ER8C 1.80	EL99 4.20	PC99 0.80	U111 1.75	6AL5 0.75	6L9GT 2.80	30C43 1.10
ER8C 1.80	EL100 4.20	PC99 0.80	U112 1.75	6AL5 0.75	6L9GT 2.80	30C44 1.10
ER8C 1.80	EL101 4.20	PC99 0.80	U113 1.75	6AL5 0.75	6L9GT 2.80	30C45 1.10
ER8C 1.80	EL102 4.20	PC99 0.80	U114 1.75	6AL5 0.75	6L9GT 2.80	30C46 1.10
ER8C 1.80	EL103 4.20	PC99 0.80	U115 1.75	6AL5 0.75	6L9GT 2.80	30C47 1.10
ER8C 1.80	EL104 4.20	PC99 0.80	U116 1.75	6AL5 0.75	6L9GT 2.80	30C48 1.10
ER8C 1.80	EL105 4.20	PC99 0.80	U117 1.75	6AL5 0.75	6L9GT 2.80	30C49 1.10
ER8C 1.80	EL106 4.20	PC99 0.80	U118 1.75	6AL5 0.75	6L9GT 2.80	30C50 1.10
ER8C 1.80	EL107 4.20	PC99 0.80	U119 1.75	6AL5 0.75	6L9GT 2.80	30C51 1.10
ER8C 1.80	EL108 4.20	PC99 0.80	U120 1.75	6AL5 0.75	6L9GT 2.80	30C52 1.10
ER8C 1.80	EL109 4.20	PC99 0.80	U121 1.75	6AL5 0.75	6L9GT 2.80	30C53 1.10
ER8C 1.80	EL110 4.20	PC99 0.80	U122 1.75	6AL5 0.75	6L9GT 2.80	30C54 1.10
ER8C 1.80	EL111 4.20	PC99 0.80	U123 1.75	6AL5 0.75	6L9GT 2.80	30C55 1.10
ER8C 1.80	EL112 4.20	PC99 0.80	U124 1.75	6AL5 0.75	6L9GT 2.80	30C56 1.10
ER8C 1.80	EL113 4.20	PC99 0.80	U125 1.75	6AL5 0.75	6L9GT 2.80	30C57 1.10
ER8C 1.80	EL114 4.20	PC99 0.80	U126 1.75	6AL5 0.75	6L9GT 2.80	30C58 1.10
ER8C 1.80	EL115 4.20	PC99 0.80	U127 1.75	6AL5 0.75	6L9GT 2.80	30C59 1.10
ER8C 1.80	EL116 4.20	PC99 0.80	U128 1.75	6AL5 0.75	6L9GT 2.80	30C60 1.10
ER8C 1.80	EL117 4.20	PC99 0.80	U129 1.75	6AL5 0.75	6L9GT 2.80	30C61 1.10
ER8C 1.80	EL118 4.20	PC99 0.80	U130 1.75	6AL5 0.75	6L9GT 2.80	30C62 1.10
ER8C 1.80	EL119 4.20	PC99 0.80	U131 1.75	6AL5 0.75	6L9GT 2.80	30C63 1.10
ER8C 1.80	EL120 4.20	PC99 0.80	U132 1.75	6AL5 0.75	6L9GT 2.80	30C64 1.10
ER8C 1.80	EL121 4.20	PC99 0.80	U133 1.75	6AL5 0.75	6L9GT 2.80	30C65 1.10
ER8C 1.80	EL122 4.20	PC99 0.80	U134 1.75	6AL5 0.75	6L9GT 2.80	30C66 1.10
ER8C 1.80	EL123 4.20	PC99 0.80	U135 1.75	6AL5 0.75	6L9GT 2.80	30C67 1.10
ER8C 1.80	EL124 4.20	PC99 0.80	U136 1.75	6AL5 0.75	6L9GT 2.80	30C68 1.10
ER8C 1.80	EL125 4.20	PC99 0.80	U137 1.75	6AL5 0.75	6L9GT 2.80	30C69 1.10
ER8C 1.80	EL126 4.20	PC99 0.80	U138 1.75	6AL5 0.75	6L9GT 2.80	30C70 1.10
ER8C 1.80	EL127 4.20	PC99 0.80	U139 1.75	6AL5 0.75	6L9GT 2.80	30C71 1.10
ER8C 1.80	EL128 4.20	PC99 0.80	U140 1.75	6AL5 0.75	6L9GT 2.80	30C72 1.10
ER8C 1.80	EL129 4.20	PC99 0.80	U141 1.75	6AL5 0.75	6L9GT 2.80	30C73 1.10
ER8C 1.80	EL130 4.20	PC99 0.80	U142 1.75	6AL5 0.75	6L9GT 2.80	30C74 1.10
ER8C 1.80	EL131 4.20	PC99 0.80	U143 1.75	6AL5 0.75	6L9GT 2.80	30C75 1.10
ER8C 1.80	EL132 4.20	PC99 0.80	U144 1.75	6AL5 0.75	6L9GT 2.80	30C76 1.10
ER8C 1.80	EL133 4.20	PC99 0.80	U145 1.75	6AL5 0.75	6L9GT 2.80	30C77 1.10
ER8C 1.80	EL134 4.20	PC99 0.80	U146 1.75	6AL5 0.75	6L9GT 2.80	30C78 1.10
ER8C 1.80	EL135 4.20	PC99 0.80	U147 1.75	6AL5 0.75	6L9GT 2.80	30C79 1.10
ER8C 1.80	EL136 4.20	PC99 0.80	U148 1.75	6AL5 0.75	6L9GT 2.80	30C80 1.10
ER8C 1.80	EL137 4.20	PC99 0.80	U149 1.75	6AL5 0.75	6L9GT 2.80	30C81 1.10
ER8C 1.80	EL138 4.20	PC99 0.80	U150 1.75	6AL5 0.75	6L9GT 2.80	30C82 1.10
ER8C 1.80	EL139 4.20	PC99 0.80	U151 1.75	6AL5 0.75	6L9GT 2.80	30C83 1.10
ER8C 1.80	EL140 4.20	PC99 0.80	U152 1.75	6AL5 0.75	6L9GT 2.80	30C84 1.10
ER8C 1.80	EL141 4.20	PC99 0.80	U153 1.75	6AL5 0.75	6L9GT 2.80	30C85 1.10
ER8C 1.80	EL142 4.20	PC99 0.80	U154 1.75	6AL5 0.75	6L9GT 2.80	30C86 1.10
ER8C 1.80	EL143 4.20	PC99 0.80	U155 1.75	6AL5 0.75	6L9GT 2.80	30C87 1.10
ER8C 1.80	EL144 4.20	PC99 0.80	U156 1.75	6AL5 0.75	6L9GT 2.80	30C88 1.10
ER8C 1.80	EL145 4.20	PC99 0.80	U157 1.75	6AL5 0.75	6L9GT 2.80	30C89 1.10
ER8C 1.80	EL146 4.20	PC99 0.80	U158 1.75	6AL5 0.75	6L9GT 2.80	30C90 1.10
ER8C 1.80	EL147 4.20	PC99 0.80	U159 1.75	6AL5 0.75	6L9GT 2.80	30C91 1.10
ER8C 1.80	EL148 4.20	PC99 0.80	U160 1.75	6AL5 0.75	6L9GT 2.80	30C92 1.10
ER8C 1.80	EL149 4.20	PC99 0.80	U161 1.75	6AL5 0.75	6L9GT 2.80	30C93 1.10
ER8C 1.80	EL150 4.20	PC99 0.80	U162 1.75	6AL5 0.75	6L9GT 2.80	30C94 1.10
ER8C 1.80	EL151 4.20	PC99 0.80	U163 1.75	6AL5 0.75	6L9GT 2.80	30C95 1.10
ER8C 1.80	EL152 4.20	PC99 0.80	U164 1.75	6AL5 0.75	6L9GT 2.80	30C96 1.10
ER8C 1.80	EL153 4.20	PC99 0.80	U165 1.75	6AL5 0.75	6L9GT 2.80	30C97 1.10
ER8C 1.80	EL154 4.20	PC99 0.80	U166 1.75	6AL5 0.75	6L9GT 2.80	30C98 1.10
ER8C 1.80	EL155 4.20	PC99 0.80	U167 1.75	6AL5 0.75	6L9GT 2.80	30C99 1.10
ER8C 1.80	EL156 4.20	PC99 0.80	U168 1.75	6AL5 0.75	6L9GT 2.80	30C100 1.10

VALVES and transistors
Telephone enquiries for valves, transistors, etc: 015 75p, £15 £20 90p, over £20 free
retail 749 3934, trade and export 743 0899.
COLOMOR 907/3530 London
(ELECTRONICS) LTD.
170 Goldhawk Rd., London W.12
Tel. 01-749 3934
Open Monday to Friday 9-1 pm, 2.00-5.30 pm.
*SPECIAL QUALITY
POSTAGE: £1 £3 45p, £3 £5 55p, £5 £10 60p, £10 £15 75p, £15 £20 90p, over £20 free
PRICES MAY VARY Delivery by return of post.

MINI VICE

This small cast iron quality made vice will clamp on to any bench or table having a max thickness of 1 1/2". The 2 1/2" jaws open to max of 1 1/2". Approx size 80 x 120 x 66mm
Bi-Pak's Mini Vice at a Mini Price only
£2.50
ORDER NO. SX82

The Third and Fourth Hand...

.... you always need but have never got! until now
This helpful unit with Rod mounted horizontally on Heavy Base. Crocodile clips attached to rod ends. Six ball & socket joints give infinite variation and positions through 360° also available attached to Rod a 2 1/2" diam magnifier giving 2.5 x magnification. Helping hand unit available with or without magnifier. Our Price with magnifier as illustrated ORDER NO 1402 **£5.50**
Without magnifier ORDER NO 1400 **£4.75**

BI-PAK SOLDER - DESOLDER KIT

Kit comprises ORDER NO SX80
1 High Quality 40 watt General Purpose Lightweight Soldering Iron 240v mains incl 3/16" (4.7mm) bit
1 Quality Desoldering pump High Suction with automatic ejection. Knurled, anti-corrosive casing and teflon nozzle
1 5 metres of De-soldering braid on plastic dispenser
2 yds (1 83m) Resin Cored Solder on Card
1 Heat Shunt tool Tweezer Type
Total Retail Value over **£12.00**
OUR SPECIAL KIT PRICE **£8.95**

BI-PAK PCB ET

MASTER ELECTRONICS NOW!

The PRACTICAL way!

This new style course will enable anyone to have a real understanding of electronics by a modern, practical and visual method. No previous knowledge is required, no maths, and an absolute minimum of theory.

You learn the practical way in easy steps mastering all the essentials of your hobby or to start or further a career in electronics or as a self-employed servicing engineer.

All the training can be carried out in the comfort of your own home and at your own pace. A tutor is available to whom you can write personally at any time, for advice or help during your work. A Certificate is given at the end of every course.

You will do the following:

- Build a modern oscilloscope
- Recognise and handle current electronic components
- Read, draw and understand circuit diagrams
- Carry out 40 experiments on basic electronic circuits used in modern equipment
- Build and use digital electronic circuits and current solid state 'chips'
- Learn how to test and service every type of electronic device used in industry and commerce today. Servicing of radio, T.V., Hi-Fi and microprocessor/computer equipment.



New Job? New Career? New Hobby? Get into **Electronics** Now!

FREE!

COLOUR BROCHURE



POST NOW TO:

Please send your brochure without any obligation to

NAME _____

ADDRESS _____

I am interested in:

- COURSE IN ELECTRONICS as described above
- RADIO AMATEUR LICENCE
- MICROPROCESSORS
- LOGIC COURSE

OTHER SUBJECTS _____

PW/7/821

BLOCK CAPS PLEASE

British National Radio & Electronics School Reading, Berks. RG1 7BR

ELECTROVALUE

A SPECIAL SUMMER PROMOTION

FREE VOUCHERS TO SAVE YOU UP TO

£2.10



Send for EV Catalogue 82 before Aug. 31 (60 pages A4 - 70p post paid) and we give you **THREE 70p REFUND VOUCHERS FREE!** Each is valid at any time for spending singly on any one C.W.O. order minimum list value £10 to quickly represent a useful saving for you. Send 70p now for your catalogue and 3 vouchers by return.

+ USUAL DISCOUNTS + FREE POSTAGE

DISCOUNTS

5% on orders over £23 (inc V.A.T.)
10% on orders over £57.50 (inc V.A.T.) on most catalogue items, but not on payments by credit cards.

POSTAGE

Not charged on U.K. C.W.O. orders over £5.75 inc V.A.T. If less, add 40p handling charge.

ELECTROVALUE LTD. 28b St. Jude's Rd., Englefield Green, Egham, Surrey TW20 0HB.
Telephone Egham (STD 0784; London 87) 33603; Telex 264475.
Northern Branch (Personal shoppers only) 680 Burnage, Manchester M19 1NA.
Telephone 061 432 4945.

- ★ SEMI-CONDUCTORS/ICs/OPTOs
- ★ COMPUTERS/SOFTWARE
- ★ CAPACITORS/RESISTANCES
- ★ CONNECTORS/SWITCHES/KNOBS
- ★ POTS/FERRITES
- ★ BOOKS/BOXES/TOOLS

and more and more and more

COMMUNICATION CENTRE OF THE NORTH

The largest range of communications equipment available in the North. Full range of receivers, transceivers, antennas, power supplies, meters. Ali tubing - wall brackets etc.

We are the only official TRIO stockists in the North West. Full range of equipment on display. Guaranteed after sales service.

We can offer a full range of receiver from the SR9 2m **£46.00** to the Drake R7 at **£989** and the NRD515 at **£1,090**.

We are now stocking a range of top quality CB equipment and accessories.

RECEIVERS

TRIO R1000 Solid State Receiver 200KHz to 30MHz **£297.00**. **TRIO R600** Solid State Receiver 150KHz to 30MHz **£235.00**. **Yaesu FRG7** Solid State Receiver **£199.00**. **Yaesu FRG7700** Solid State Receiver **£329.00**.

Part Exchanges welcome. Second hand lists daily.

Send S.A.E. for details of any equipment.

HP terms. Access/Barclaycard facilities.

Open 6 days a week. 24 Hour Mail Order Service.

Phone 0942-676790.

STEPHENS JAMES LTD.

47 WARRINGTON ROAD,
LEIGH, LANCS. WN7 3EA.

NEW MODEL MINI-MULTI TESTER
Deluxe pocket size precision moving coil instrument. Impedance + Capacity - 4000 ohms. Battery included. 11 instant ranges measure: DC volts 5, 25, 250, 500. AC volts 10, 50, 500, 1000. DC amps 0-250µA; 0-250mA. Continuity and resistance 0 to 600K ohms.

De-Luxe Range Doubler Model, 50,000 o.p.v. £18.50. 7x5x2in. Post £1

£6.50 Post 65p.

NEW PANEL METERS £4.50
50µA 100µA 500µA 1mA
5mA 50mA 100mA 25 volt.
50 volt. VU Meter. 500mA.
1 amp, 2 amp.
Facia 2½ x 2 x 1½ in. Post 65p.



FAMOUS LOUDSPEAKERS Post £2

MAKE	model	size	watts	ohms	price
Seas	Tweeter	4in	50	8	£9.50
Goodmans	Tweeter	3½in	25	8	£4.00
Audax	Tweeter	4in	30	8	£6.50
Audax	Mid-Range	4in	50	8	£7.50
Seas	Mid-Range	5in	80	8	£12.00
Seas	Mid-Range	4½in	100	8	£12.50
Goodmans	Woofers	8in	25	4/8	£6.50
Audax	Woofers	10in	50	8	£16.00
Audax	Woofers	8in	40	8	£14.00
Rigonda	Full-Range	10in	15	8	£5.00
Goodmans	GR	12in	90	8/15	£27.50
Goodmans	8HB	8in	60	8	£12.50
Goodmans	HPD	12	120	8	£29.50
EMI	450	13x8	10	3/8	£9.50
EMI	Bass	13x8	20	15	£12.50

BAKER LOUDSPEAKERS

Model	Ohms	Inch	Watts	Type	Price	Post
Major	4, 8, 16	12	30	Hi-Fi	£14	£2
Deluxe Mk II	8	12	15	Hi-Fi	£14	£2
Superb	8, 16	12	30	Hi-Fi	£24	£2
Auditorium	8, 16	12	45	Hi-Fi	£22	£2
Auditorium	8, 16	15	60	Hi-Fi	£34	£2
Group 45	4, 8, 16	12	45	PA	£14	£2
Group 75	4, 8, 16	12	75	PA	£18	£2
Group 100	8-16	12	100	Guitar	£24	£2
Disc 100	8-16	12	100	Guitar	£24	£2
Group 100	8-16	15	100	Guitar	£32	£2
Disc 100	8-16	15	100	Disc	£32	£2

BATTERY ELIMINATOR MAINS TO 9 VOLT DC
Stabilised output, 9 volt 400 m.a. UK made with terminals. Overload cut out. 5 x 3½ x 2½ in. Transformer Rectifier Unit. Suitable Radios. Cassettes. £4.50. Post 50p.

R.C.S. LOUDSPEAKER BARGAINS
3 ohm, 6x4in. 7x4in. £2.50; 8x5in. 6½in. £3; 8in. £3.50; 10in. £5.
8 ohm, 2in. 2½in. £2.00; 3in. 5in. 7x4in. £2.50.
6½in. £3; 8in. £4.50; 10in. £5; 12in. £6.
15 ohm, 3in. 5x3in. 6x4in. 7x4in. £2.50.
25 ohm, 3in 5x3in. 7x4in. £2.50; 120 ohm, 3½in. dia. £1.50.

LOW VOLTAGE ELECTROLYTICS
1, 2, 4, 5, 8, 16, 25, 30, 50, 100, 200mF 15V 10p.
500mF 12V 15p; 25V 20p; 50V 30p;
1000mF 12V 20p; 25V 35p; 50V 50p; 1200mF/76V 80p.
2200mF 6V 25p; 25V 42p; 40V 60p; 2000mF/100V £1.20.
2500mF 50V 70p; 3000mF 25V 50p; 50V 65p.
3300mF 63V £1.20; 4700mF 63V £1.20; 2700mF/76V £1.
4700mF 40V 85p; 1000mF 100V £1.

HIGH VOLTAGE ELECTROLYTICS
8/450V 45p 8-8/450V 75p 50-50/300V 50p
16/350V 45p 8-16/450V 75p 32-32-32/325V 75p
32/350V 75p 20-20/450V 75p 100-100/275V 65p
50/350V 80p 32-32/350V 85p 150-200/275V 70p
50/450V 95p 32-32/500V £1.80 220/450V 95p

MANY OTHER ELECTROLYTICS IN STOCK
TRIMMERS 30pF, 50pF, 10p, 100pF, 150pF, 15p, 500pF 30p.
CONDENSERS VARIOUS, 1pF to 0.01mF 350V, 5p.
400V 0.001 to 0.05 5p; 0-1 15p; 0-25 25p; 0-47 35p.
1000V 0.1mF 25p; 0.22mF 30p; 0.47mF 60p; 150V 0.22mF 50p.
WAFER SWITCHES, 1 pole 12W, 2 pole 2W, 3 pole 4W, 4 pole 3W, 2 pole 2W, 4 pole 2W 60p ea.
TWIN GANGS 120pF 50p; 500+200pF £1.
SINGLE SOLID DIELECTRIC 500pF £1.50.
BEARED TWIN GANGS 25pF 95p; 365+365+25+25pF £1.
SLOW MOTION DRIVE 61 90p.
REVERSE VERNIER DRIVE 60p.
SPINDLE EXTENDERS 60p. **COUPLERS** 40p.
NEON PANEL INDICATORS 250V, Red 1½ x ½ 45p.
RESISTORS, 10Ω to 10M, ½W, 1W, 20% 2p, 2W, 10p.
HIGH STABILITY, ½W 2% 10 ohms to 1 meg, 8p.
Ditto 5%. Preferred values 10 ohms to 10 meg, 3p.
WIRE-WOUND RESISTORS 5 watt, 10 watt, 15 watt 20p.
BLANK ALUMINIUM CHASSIS, 6 x 4-£1.45; 8 x 6-£1.80
BLANK ALUMINIUM CHASSIS, 14 x 9-£2.80; 16 x 9-£2.90; 16 x 10-£3.20. All 2½in. 18 swg. **ANGLE ALI**, 6x4x4in. 25p.
ALUMINIUM PANELS, -18 swg. 6 x 4-45p; 8 x 6-75p; 14 x 3-75p; 10 x 7-95p; 12 x 8-£1.10; 12 x 5-75p; 16 x 6-£1.10; 14 x 9-£1.45; 12 x 12-£1.50; 16 x 10-£1.75.
PLASTIC box with aluminium facia 6½ x 4½ x 2" £1.50.

BSR P232 BELT-DRIVE SINGLE PLAYER ideal for disco or two-speed Hi-Fi system with ceramic stereo cartridge cueing device and snake arm **£24** Post £2

BRIDGE RECTIFIER 200V PIV ½ amp 50p, 2 amp £1.00.
4 amp £1.50, 8 amp £2.50. **DIODES** 1a, 10p; 3a, 30p.
TOGGLE SWITCHES SP 30p, DPST 40p, DPDT 50p.
MINIATURE TOGGLES SP, 40p; DPDT, 60p.

MAINS TRANSFORMERS

Post	Price	Post
5-8-10-16V, ½A	£2.50	80p
6V ½A	£2.00	E1
6.0-6V, 1½A	£3.50	E1
9V 250ma	£1.50	80p
9V 3A	£3.50	E1
9.0-9V 50ma	£1.50	80p
10-0-10V 2A	£3.00	E1
10-30-40V 2A	£3.50	E1
12V 100ma	£2.00	80p
12V 3A	£3.50	E1
12-0-12V, 2A	£3.50	E1
15-0-15V 2A	£3.75	E1
24V 2½A Twice	£8.00	E2
20V 1A	£3.00	E1
20-0-20V 1A	£3.50	E1
20/40/60V 1A	£4.00	E2
25-0-25V 2A	£4.50	E2
28V 1A Twice	£5.00	E2
30V 1A	£3.50	E1
30V 5A and 17-0-17V 2A	£4.50	E2
35V 2A	£4.00	E1
34-29-0-29-34V 6A	£12.00	E2
0-12-27V 2A	£3.50	E1

Radio Component Specialists
337, WHITEHORSE ROAD
CROYDON, SURREY, U.K. TEL: 01-684 1665
Post 65p Minimum. Callers Welcome. Closed Wed.
Same day despatch. Access-Barclay-Visa. Lists 31p.

H.A.C. SHORT-WAVE KITS
WORLD-WIDE RECEPTION
TRIPLE-T
TRANSISTOR RECEIVER
for use with headphones or small speaker.
Construct your own **SHORTWAVE RECEIVER** for only **£25.00** for the complete kit

All orders despatched within 7 days. Send stamped and addressed envelope now for free descriptive catalogue of kits and accessories.

SORRY, NO CATALOGUES WITHOUT S.A.E.

"H.A.C." SHORT-WAVE PRODUCTS
P.O. Box No. 16, 10 Windmill Lane
Lewes Road, East Grinstead, West Sussex RH19 3SZ.

HART KITS
WINTON TUNER
Complete designer approved kits (including pre-aligned AM front end) will be available from us for this excellent design. Phone or write for our free copy of lists.
WINTON AMPLIFIER
We have taken over the supply of kits for this high performance "PW" design. Size and appearance match above tuner. Reprints of all articles describing design 85p VAT and post free.
VFL 910 VERTICAL FRONT LOADING CASSETTE DECK
Very high quality cassette mechanism as used in our Linsley Hood cassette recorder kit. Wow and flutter .09%. Memory counter. Sendust alloy head. 12V DC. Frequency generating feedback servo motor. Oil damped eject. £31.99 + VAT.
SF925 FRONT LOADING SOLENOID CONTROL CASSETTE DECK
Having full solenoid control of all functions this deck has numerous uses, most obvious is microcomputer drive, particularly since there is a facility to read the tape in the fast modes. Deck is full hi fi quality and is fitted with memory counter, Hall IC for auto stop and stereo R/P head. Price only £38.90 + VAT.
HART TRIPLE E PURPOSE TEST CASSETTE TC 1
Sets up tape speed, head azimuth and VU level all without test instruments. Fantastic value at only £2.70 + VAT.
CASSETTE HEADS
We hold large stocks of cassette heads ranging from mono to 4 track for domestic and industrial use including the fabulous HS16 sendust alloy super head at £8.20 + VAT. Remember your tape machine is only as good as its head. A worn head will lose the high frequency information on the tape and a very worn head will chew up the tape as well. Full technical spec of all heads is in our lists.
Write or phone for your copy of our free lists.
HART ELECTRONIC KITS LTD
Penylan Mill,
Oswestry, Shropshire SY10 9AF.
Tel: 0691 2894
Telex: 35661 HARTEL G.

Please Mention **PRACTICAL WIRELESS** when replying to **Advertisements**

IT'S TIME TO GET ALARMED ABOUT THUGS, THIEVES, AND VALVES FOR YOUR FT101.
D.I.Y. PROFESSIONAL HOME SECURITY KIT.

Protect your valuable ham radio gear and make your XYL and family safer and happier. This D.I.Y. Kit contains standard equipment as supplied to alarm companies and would cost probably £150-£200 installed. It is produced by a Northern security company and the only non-standard items are the attractive packing and D.I.Y. instructions. Contains control box with delay (3 keys supplied), wire, staples, outside bell in large very obvious box, 'panic button' - (wire in 24-hour circuit will protect your XYL and family while you are away), pressure mat, 4 door/window contacts, runs from 12v battery (not included); price £79.90 inc. V.A.T. Delivery Securicor £4.00. Extras: pressure mats £2.20, dummy bell box (not sold separately) £2.00, window/door contacts £1.20, 12v battery £4.90. Carriage £1.50 if extras not ordered with kit.
ARE YOU STOCKING UP WITH DUD VALVES? We have various new 6146B's, perfect TX but noisy on receive in some transceivers including FT902, FT101Z and Trio KW etc. O.K. for transmitters, though, £9.50 pr. post paid.
LISTEN TO CB? Crystals for FT901, 902, 101Z/ZD, 707, 26.5-27, 27.5-28, 27-27.5. FT101E 27.5-28. All £3.75 each plus S.A.E. FM unit for FT101E £35.
ONE MONTH ONLY. Buy 2 pairs 6146B/GE - recommended for Yaesu and Trio at £17.50 pr. post paid, (£35.00), and get 2 NEC 12B7A F.O.C.
TOSHIBA P.A. VALVES. Probably last in U.K. Toshiba 6JS6C for FT101, £30.00 pr. post paid, Toshiba 12B7A, £10.00 post paid. Also 6JS6C NEC stamped in original boxes (who else has these?) as used by Yaesu in final production run of FT101E, £13.50 pr. post paid. NEC 12B7A, £3.30 post paid. All makes of 6JS6C which will function satisfactorily in FT101 are believed to be out of production.

HOLDINGS Photo Audio Centre
MINDING LANE - DARWEN STREET
BLACKBURN BB2 2AF Tel. 59595 (2 LINES)
7 MILES FROM M8 - CLOSED THURS
Barclaycard, Access, Cheque, Cash!!

S.E.M.

UNION MILLS, ISLE OF MAN
Tel: MAROWN (0624) 851277

OUR EQUIPMENT IS IN USE IN OVER 100 COUNTRIES

NEW, SENTINEL 2M LINEAR POWER/PRE-AMPLIFIERS.

After 5 years production of these units, they now feature either POWER AMP alone or PRE-AMP alone or both POWER AND PRE-AMP or STRAIGHT THROU when OFF. Plus a pre-amp GAIN control from 0 to 20dB. N.F. around 1dB with a neutralised strip line DUAL GATE MOSFET.

The power amplifiers use the latest infinite S.W.R. protected transistors with AIR-LINE circuits to give highest power gains. Ultra LINEAR for all modes and R.F. or P.T.T. switched. 13.8V nominal supply. SO239 sockets. Three Models:

1. **SENTINEL 36** Twelve times power gain. 3W IN 36W OUT. 4 amps. Max. drive 5W. 6" x 2 1/2" front panel, 4 1/2" deep. £62.50 Ex stock.
2. **SENTINEL 50** Five times power gain. 10W IN 50W OUT. Max. drive 16W 6 amps. Same size as the Sentinel 35. £74.50 Ex stock.
3. **SENTINEL 100** Ten times power gain. 10W IN 100W OUT. Max. drive 16W. Size: 6 1/2" x 4" front panel, 3 1/2" deep. 12 amps. £100 Ex stock.

All available less pre-amp for £8.00 less.

SENTINEL AUTO 2 METRE or 4 METRE PRE-AMPLIFIER

Uses a neutralised strip line Dual Gate MOSFET giving around 1dB N.F. and 20dB gain, (gain control adjusts down to unity) and straight through when OFF. 400W P.E.P. through power rating. Use on any mode. 12V 25mA. Sizes: 1 1/2" x 2 1/2" x 4" £28.00* Ex stock.

PA5 Same specification as the Auto including 240V P.S.U. £33.00*.

SENTINEL STANDARD 2 METRE or 4 METRE PRE-AMPLIFIER

Same specification as the Auto (above) less R.F. switch. £15.00* Ex stock.

PA3 same specification as the Sentinel Auto above. 1 cubic inch p.c.b. to fit inside your equipment. £10 Ex stock.

70cm versions of all these (except PA5) £4.00 extra. All ex stock.

S.E.M. TRANZMATCH

The most VERSATILE Ant. Matching system. Will match from 15-5000 Ohms BALANCED or UNBALANCED at up to 1kW. Link coupled balun means no connection to the equipment which can cure TVI both ways. SO239 and 4mm connectors for co-ax or wire feed. 160-10 metres TRANSMATCH £69.60 Ex stock. 80-10 metres £62.60. EZITUNE built in for £19.50 extra. (See below for details of EZITUNE). All ex stock.

3 WAY ANTENNA SWITCH 1Kw SO239s £15.00.



S.E.M. 2 METRE TRANZMATCH

5 1/2" x 2" front panel, 3" deep. SO239s £25.30 Ex stock.

S.E.M. EZITUNE

Clean up the bands by tuning up without transmitting.

Connects in aerial lead, produces S9 + (1 - 170MHz) noise in receiver. Adjust A.T.U. or aerial for minimum noise. You have now put an exact 50 Ohms into your transceiver. Fully protected, you can transmit through it, save your P.A. and stop QRM. £25.00* Ex stock.

S.E.M. AUDIO MULTIFILTER

To improve ANY receiver on ANY mode. The most versatile filter available. Gives "passband" tuning, "variable selectivity" and one or two notches. Switched Hi-pass, Lo-pass, peak or notch. Selectivity from 2.5KHz to 20Hz. Tunable from 2.5KHz to 250Hz. PLUS another notch available in any of the four switch positions which covers 10KHz to 100Hz. 12V supply. Sizes: 6" x 2 1/2" front panel, 3 1/2" deep, all for only £57.00 Ex stock.

SENTINEL AUTO H.F. WIDEBAND PRE-AMPLIFIER 2-40MHz, 15dB gain. Straight through when OFF. 9-12V. 2 1/2" x 1 1/2" x 3". 200W through power. £19.55 Ex stock.

SENTINEL STANDARD H.F. PRE-AMPLIFIER

Same specification as above pre-amp but with no R.F. switching. £12.62* Ex stock.

S.E.M. IAMBIC KEYS

The ultimate auto keyer using the CURTIS custom LSICMOS chip. Tune and sidetone Switching. £34.50 Ex stock. Twin paddle touch key. £12.50 Ex stock.

FREQUENCY CONVERTERS. SENTINEL D.G. MOSFET 2 or 4 metre converters N.F. 2dB, Gain 30dB, 1 F.S. 2-4, 4-6, 28-30MHz 9-12V. £24.73 Ex stock.

SENTINEL 'X' 2 METRE CON. Same as above plus mains power supply. £28.80 Ex stock.

SENTINEL LF. 10KHz-2MHz IN. 28-30MHz OUT. £28.80 Ex stock.

SENTINEL TOP BAND 1.8-2.3MHz IN. 14-14.5MHz OUT. £28.80 Ex stock.

12 MONTHS COMPLETE GUARANTEE INCLUDING ALL TRANSISTORS.

Prices include VAT and delivery. C.W.O. or phone your credit card number for same day service. *Means Belling Lee sockets, add £1.90 for SO239s or BNC sockets. Ring or write for more information. Place orders or request information on our Ansaphone at cheap rate times.

J. BIRKETT

(Partners: J. H. Birkett, J. L. Birkett)

Radio Component Suppliers

25 The Strait, Lincoln LN2 1JF. Telephone 20767

SMALL MOVING IRON AMMETERS 0 to 6 Amp D.C. @ £1.45
VARIABLE CAPACITORS Direct Drive. 5pf @ 75p, 10+10+10pf @ 75p, 100+200pf @ 75p, 250+250pf @ 85p.

ITT CRYSTAL FILTER TYPE 538 ACB 1.4MHz B.W. 3KHz @ £5.
VERNITRON FM 4 10.7MHz FILTERS 50p each. 3 for £1.
EMCAP SUB-MINIATURE DISCS .01uf 100V.W. @ 5p each.
HCBU CRYSTALS 3.495, 3.867, 4.718, 5.051, 6.017, 8.873, 8.931, 9.030, 9.0075, 9.0095, 10.0062, 10.1125, 10.125, 10.150, 10.212, 10.225, 10.514, 10.9785, 11.100, 12.033, 12.9673, 14.3257, 14.725, 15.300, 15.800, 18.006, 44.3, 45.7, 45.9, 46.1, 46.3, 46.5, 46.612, 46.7, 48.3, 50.1MHz All at £1 each. 9MHz and 10MHz at £1.50.

741 OP-AMPS 14 PIN DIL at 6 for 50p.
FERRITE RINGS Dia. 1 1/2" Int. Dia. 1" Approx. @ 60p each.
FERRITE BEADS FX 1115 @ 15p doz., **FERRITE RODS** 6" x 3/8" @ 25p.
CRYSTALS 10X TYPE 5MHz @ 50p, 500KHz B7G Glass @ £1.95, 10XAJ 1MHz @ £1.95.

GREENPAR PUSH ON 50 OHM BNC PLUGS @ 40p each.
LOW PROFILE 12 VOLT SPCO RELAYS For Aerial Changer @ 60p.
ITT POLYESTER CAPACITORS .1uf 100V.W. @ 5p each. .1uf 400V.W. @ 6 for 25p.
ELECTROLYTICS 3300uf 40V.W. @ 65p, 4700uf 63V.W. @ 95p.

Please add 30p for post and packing. Orders over £3 post free.

RST

MAIL ORDER CO.
Langrex Supplies Ltd.,
Climax House,
159 Fallsbrook Road, Streatham, SW16 6ED.
SPECIAL EXPRESS MAIL ORDER SERVICE

AZ31	1.10	EN91	3.50	PY81	0.84	6AN5	4.74	607	2.20
CL33	2.00	EY51	1.75	PY82	0.80	6AN8A	3.45	6SA7	1.45
DY86/7	0.84	EY86	0.84	PY88	0.88	6AQ5	0.96	6SC7	1.50
DY802	0.84	EY88	1.75	PY500A	1.80	6AR5	1.98	6SJ7	1.60
E98CC	3.36	EY500A	1.94	PY800	0.84	6AS6	4.98	6SK7	1.30
E180F	6.40	EZ80	0.84	PY801	0.84	6AS7GA	6.75	6SL7GT	2.68
EB10F	14.47	EZ81	0.84	QV02-6	14.06	6AT5	0.85	6SN7GT	1.60
EABC80	1.20	GV501	2.75	QV03-10		6AUSGT	4.32	6SS7	1.80
EB91	0.82	GZ32	1.25		5.80	6AUB	1.08	6SG7M	2.50
EBF80	0.50	GZ33	4.00	QV03-20A		6AW8A	3.39	6UB	0.80
EBF89	0.85	GZ34	2.50		17.50	6B7	1.50	6V6GT	1.60
EC91	7.56	GZ37	4.00	QV06-40A		6BA6	1.00	6X5GT	0.85
ECC33	3.50	KT61	3.50		£55.10	6BA7	5.12	7C5	2.25
ECC35	3.50	KT66	10.00	QV03-12	4.46	6BE6	1.08	7C6	2.25
ECC81	0.88	KT77	8.00	R18	4.25	6BH6	1.52	7S7	2.25
ECC82	0.72	KT88	12.00	R19	1.20	6BJ6	1.08	12AT6	1.20
ECC83	0.58	N78	9.00	SP41	6.00	6BN6	1.65	12AT7	0.88
ECC85	1.20	OA2	2.00	SP61	2.00	6BQ7A	3.72	12AU7	0.72
ECC88	1.90	OB2	2.55	U19	13.75	6BR7	4.00	12B6	0.88
EC91	8.93	OC3	1.92	U25	1.16	6BR8	1.75	12BA6	2.19
ECF80	1.08	OD3	1.92	U26	1.44	6BS7	4.00	12BE6	2.43
ECH35	2.00	PC86	1.40	U37	9.00	6BW6	4.00	12BY7	2.70
ECH42	1.15	PC88	1.40	UABC80	1.25	6BW7	1.52	12BY7A	2.70
ECH81	1.20	PC92	1.28	UBF89	1.20	6BZ6	2.37	12HG7	4.17
ECL80	1.00	PC97	1.20	UCH42	1.20	6C4	0.88	30P1/2	1.02
ECL82	1.00	PC900	1.20	UCH81	2.32	6C6	1.75	30P4	1.20
ECL83	1.50	PCF80	1.00	UCL82	1.04	6CB6A	2.49	30P19	1.20
ECL86	1.20	PCF82	1.00	UCL83	1.44	6CD6GA	5.07	30PL13	1.80
EF37A	3.50	PCF86	1.60	UF89	1.44	6CL6	£3.72	30PL14	1.68
EF39	2.75	PCF901	1.60	UL41	2.50	6CH6	10.40	75C1	2.35
EF41	2.00	PCF802	1.90	UL84	1.20	6CV4	7.68	8A2	2.35
EF42	2.00	PCF805	1.60	UY41	1.25	6D5	1.75	90C1	2.44
EF50	1.50	PCF808	1.60	UY85	1.04	6D05	5.94	15082	3.02
EF54	5.00	PCH200	1.60	VR105/30	1.92	6E8A	2.94	150C2	1.92
EF55	2.50	PCL82	1.00	VR150/30	1.92	6EH5	1.85	150C4	2.30
EF80	0.80	PCL83	2.00	Z759	16.80	6F8	1.75	57Z	20.50
EF86	1.52	PCL84	1.00	Z803U	7.90	6G6	2.67	805	20.00
EF91	1.80	PCL85	1.08	2021	3.50	6H6	1.80	807	3.75
EF92	5.81	PCL86	1.08	3B28	14.35	6HS6	3.77	811A	18.33
EF183	0.80	PCL805	1.08	4CX250B		6J5	2.50	812A	18.33
EF184	0.84	PD500	3.60		45.00	6J6	3.50	813	79.25
EH90	1.40	PFL200	1.80	5R4GY		6J7	2.50	86A4	15.27
EL32	1.50	PL36	1.20	5U4G	1.52	6JB6A	4.66	872A	21.47
EL33	3.50	PL81	1.20	5V4G	1.52	6JS6C	5.58	931A	15.78
EL34	2.20	PL82	1.20	5Y3GT	0.85	6K4N	1.25	2050	6.96
EL36	1.60	PL83	2.22	5Z3	1.50	6K6GT	1.30	5763	3.75
EL81	2.50	PL84	1.08	5Z4GT	1.50	6K7	1.50	5814A	3.72
EL84	1.00	PL504	1.40	6/3D12	1.56	6K8	1.75	5842	12.09
EL86	2.50	PL508	1.80	6AB7	1.50	6KD6	6.38	6080	6.85
EL91	7.14	PL509	3.20	6AH6	4.71	6L6G	2.50	6146A	10.64
EL95	1.32	PL519	3.20	6AK5	3.60	6L6GC	2.50	6146B	8.12
EL360	8.50	PL802	2.96	6AL5	0.82	6L7	2.00	6893B	12.73
EM81	1.00	PY33	1.10	6AM6	1.80	6L6G	6.72	6973	3.87

Open daily to callers: Mon-Fri 9 a.m.-5 p.m.
 Valves, Tubes and Transistors - Closed Saturday
 Terms C.W.O. only - Tel. 01-677 2424-7.
 Prices excluding VAT add 15%
 Quotations for any types not listed S.A.E.
 Post and packing 50p per order
 Telex 946708
 Prices correct when going to press

RADIATION DETECTORS



- THIS DOSIMETER WILL AUTOMATICALLY DETECT GAMMA AND X-RAYS
- UNIT IS SIZE OF FOUNTAIN PEN & CLIPS ONTO TOP POCKET
- PRECISION INSTRUMENT METAL CASED WEIGHT 20Z
- MANUFACTURERS CURRENT PRICE OF A SIMILAR MODEL DVMR £25 EACH

£6.95 inc. VAT
 Post & Pack 60p


British design & manufacture
 Tested & fully guaranteed
 Ex-stock delivery
 Ideal for the experimenter
COMPLETE WITH DATA
 Allow 14 days for delivery.

HENRY'S
 404 EDGWARE ROAD LONDON W2 1ED

NICADS: UK'S LOWEST PRICES

AMBIT'S NEW CONCISE COMPONENT CATALOGUE IS OUT NOW -

Price on the page



Ambit's new style catalogue continues to lead the market with low prices, new items, info, 3 x £1 discount vouchers. Here's a few examples of some super low prices:

78XX 1A 37p
 BC237/8/9 8p
 3SK51 54p
 10MHz XTALS £2
 8 Pole 10.7MHz XTAL filters £14.50
 2GHz coax relay 150W £10.95

+ all the usual stuff at rock bottom prices + Toko coils, crystal and ceramic filters, micrometals toroids, Fairrite ferrites, Alps switches, OKI LSI, Piezo sounders, RF, IF Modules + Kits etc.

Available at your newsagent or direct, for 70p inc.



CAPACITY	TYPE	1-9	10-49
500 mAh	AA	80	74
2200 mAh	C	2.35	1.99
1200 mAh	D	2.14	2.06
4000 mAh	D	3.05	2.85
110 mAh	PP3	3.70	3.50

Prices shown EXCLUDE VAT. Access/Barclaycard may be used with written or telephone orders, official MA details on application. E & EO.

POSTAGE and PACKING
 50p per order

AMBIT international

TELEPHONE (STD 0277) 230909 TELEX 995194 AMBIT G POSTCODE CM14 4SG
 200 North Service Road, Brentwood, Essex

THE microdot



ALL BRITISH MICROPROCESSOR CONTROLLED TERMINAL UNIT FOR CW AND RTTY FEATURING

- ★ Integral video monitor.
- ★ Professional keyboard with special functions.
- ★ Real time clock.
- ★ Three transmit speeds on each mode.
- ★ Repeat function on transmit.
- ★ Character or page mode for transmit.
- ★ Receive CW speed tracking.
- ★ Transmit and receive simultaneously.
- ★ Users callsign programmed as standard.
- ★ Self check facility.
- ★ Stylish two tone metal cabinet.

£439 (Inc. VAT and Carriage)

Write for full specification to:

POLEMARK LTD.
 148-150 High Street, Barkway, Royston,
 Herts. SG8 8EG.
 Tel. BARKWAY (076384) 380

★★ **COMING SOON** Add on board for Centronics style printer (Parallel and RS232)

ELECTRONIC Lightning COMPONENTS

DO YOU NEED:- Electronic components, Tools, Test Equipment, Cases, Cabinets and Hardware etc. **IN A HURRY ??????????**

THEN YOU NEED:- LIGHTNING Electronic Components.

WHY ???? Because LIGHTNING Strikes out where others fail:-
 Express Despatch
 All Low Prices
 In Depth Stock
 All New Guaranteed Goods from Leading Manufacturers

With all that going for us, Going to you can you really afford to be without a copy of our brand new exciting CATALOGUE
 Many Prices Reduced - Many More Stock Lines
 Send For YOUR Copy Now ONLY 70p Post Paid.

LIGHTNING ELECTRONIC COMPONENTS
 84 Birchmoor Road, Birchmoor, Tamworth Staffs B78 1AB
 (NOTE New Address)

FREE!

EDMUND SCIENTIFIC ILLUSTRATED CATALOGUE

or visit our showroom

At last this famous range of products is now available in the U.K. and Ireland from RHEINBERGS SCIENCES LIMITED. Over 2000 products for industry, education and the enthusiast.

RHEINBERGS SCIENCES LIMITED, Dept. PW1
 Sovereign Way, Tonbridge, Kent TN9 1RN.
 Tel: 0732 357779.

Microscopic Accessories
 Magnifiers & Microscopes
 Light Fibre Optics
 Motors & Pumps
 Infrared Products
 Polarizing Material
 Tools
 DEM
 Solar Energy
 Optics
 Magnets
 Laboratory Equipment
 Lasers
 Photography
 Educational Kits
 Diffraction Gratings
 Holography




AH ELECTRONICS

20, Barby Lane, Hillmorton, Rugby, Warwickshire CV22 5QJ.
Tel: Rugby (0788) 76473

Cash with order, mail order only or callers by appointment. All prices include VAT at 15%, please add 60p post & packing. Full money back guarantee on all items. Allow 14 days for delivery.

2 METER HIGH POWER LINEAR AMPLIFIER



Further to our announcement in previous advertisements to produce 2 meter linear amplifiers, we have finally designed and manufactured a 80 watt version to suit the most popular QRP transceiver – the Yaesu FT290R, but is also suitable for any other transceiver having an output power of 2-3 watts. (And the price is right too.)

This decision was made after a survey amongst our customers who were owners of QRP transceivers their requirements were for a 80 to 100 watt basic amp, with no gimmicks such as receive pre-amp which only adds to costs and degrades the noise performance of the receiver.

Features: Quiescent current (no drive) 300 mA. Minimum output power with 2½ watts drive – 80 watts with 13.8v. Suitable for FM and SSB. Fully RF switched or can be used via transceivers PTT line. Straight through operation when switched off. Provision for fitting "T" attenuator for higher RF inputs. Separate LED indicators to show "power" and "SSB" selected plus "ON AIR" indicator. Manufactured to high industrial standards. SO239 sockets fitted as standard. Finished in hard stove enamel colour storm grey semi gloss with matt black heat sink. Size 105 x 210 mm long. SPECIAL INTRODUCTORY PRICE OF ONLY £98.00.

Yaesu FT290R – £249.00. Mobile mounting bracket – £22.25. Set 2.2a nicads – £21.50.

SPECIAL OFFER: We can supply you with one of our linear amps and a FT290R for an all in price of only £330.00. (FT290 accessories extra.)

35K88 MOSFET super low noise 1.1db @ 150 MHz with 26db gain, 16db gain @ 900 MHz with only 3.5db noise. Still a good device for 70cms approx 22db gain with 2.2db noise. Supplied with data sheet – new REDUCED PRICE ONLY £1.20 ea. or two for £2.20.

RECEIVER PRE-AMP for 27-30MHz. Suitable for any receiver or transceiver covering these frequencies, circuit is designed around a dual gate mosfet giving a gain of 25db with only 1db noise. Gain is adjustable on PCB. 50 ohm imp. in & out & requires 9-15 volt supply. Ready built on board size 60 x 40mm. PRICE £8.00.

We still produce our NBFM adapter for the FT101 up to "E" model. No holes to drill or PCBs to fit, small free standing unit which just plugs into the sockets at rear of FT101 still the best & reduced to £70.00. Data sheet available.

SEMICONDUCTORS:- VHF RF POWER 2N6083 30 watt @ 2 mtrs over 7db gain 12v OK FM/SSB. With data sheet £6.50 (the cheapest you will find). 2N3866 75p, BFW16A 75p, PT4236A (2N4427) 75p, 2N2631 (2N3553) 75p, SD1212-6 3 watt @ 2 mtrs 12v 10db gain £2.50.

HF POWER – 2N5070 25w pep 24v 30MHz £4.00, 2SC1909 5w to 50MHz 13db @ 30MHz 12v £2.00, 2SC1307 15w AM 25w pep @ 30MHz 13db gain 12v £3.00 (data sheet with 2SC1909 & 1307).

MOSFETS 3SK88 £1, two for £2.20, 3SK45 50p, 3SK60 (3N204) 80p, BFR84 (41673) 60p. FETs 2N3819 40p, T1S88A 43p.

FILM TRIMMERS 2-25p 10mm dia ten for 75p, 10p 7mm sq. 2 pin 10p ea., 2-18p 9mm sq. 3 pin 15p ea.

PLUGS/SOCKETS PL259 45p, reducer for UR76 etc. 15p, PL259 right angle plug for UR76 etc. 70p, SO239 socket flange type 45p, 50 ohm BNC flange socket 70p, 50 ohm BNC female plug 50p.

Technical Training in Radio, Television and Electronics

ICS have helped thousands of ambitious people to move up into higher paid, more secure jobs in the field of electronics—now it can be your turn. Whether you are a newcomer to the field or already working in the industry, ICS can provide you with the specialised training so essential to success.

Personal Tuition and Guaranteed Success

The expert and personal guidance by fully qualified tutors, backed by the ICS guarantee of tuition until successful is the key to our outstanding record in the technical training field. You study at the time and pace that suits you best and in your own home. In the words of one of our many successful students: "Since starting my course, my salary has trebled and I am expecting a further increase when my course is completed".

CITY AND GUILDS CERTIFICATES

Excellent job prospects await those who hold one of these recognised certificates. ICS can coach you for:

Basic Electronic Engineering (C&G/ICS) Radio Amateurs

CERTIFICATE COURSES

**TV & Audio Servicing
TV, Radio and Audio Engineering
Electronic Engineering
Computer Electronics
Industrial Electronics
Radio Frequency Electronics
Introduction to Microprocessors
Electrical Engineering
Electrical Contracting & Installation**



Approved by CACC



Member of ABCC

POST OR PHONE TODAY FOR FREE BOOKLET

Please send me your FREE School of Electronics Prospectus.

Subject of Interest _____

Name _____

Address _____



Dept 276W
ICS School of Electronics
London SW8 4UJ



01-622 9911
(All Hours)

MODULAR ELECTRONICS

95 HIGH STREET SELSEY, Nr CHICHESTER, SUSSEX. TEL: SELSEY (0243) 602916

DISTRIBUTOR FOR SOLID STATE MICROWAVE (THOMPSON-CSF) RF PRODUCTS

GBCDS

Type	P/watt	Gain	Volts	Freq.	Price
2N2886	1w	106B	28	175MHz	£1.81
2N4427	1w	106B	12	175MHz	£1.22
2N3553	2.5w	90B	28	175MHz	£1.34
2N5913	2w	74B	12	470MHz	£1.95
SD1127	4w	124B	12	175MHz	£2.75
2N6080	4w	124B	12	175MHz	£5.97
SD1143	10w	106B	12	175MHz	£7.75
2N6081	15w	8.34B	12	175MHz	£8.98
2N5082	25w	5.74B	12	175MHz	£9.49
2N6084	40w	4.54B	12	175MHz	£13.80
SD1428	45w	6.54B	12	175MHz	£17.65
SD1416	70w	6.74B	12	175MHz	£28.75
SD1477	100w	6.94B+	12	175MHz	£31.50
2N5590	10w	5.24B	13.8	175MHz	£7.10
2N5591	25w	4.44B	13.8	175MHz	£9.15
2N5944	2w	94B	12	470MHz	£7.47
2N5945	4w	84B	12	470MHz	£8.85
SD1135	5w	7.54B	12	470MHz	£8.99
SD1138	10w	6.6B	12	470MHz	£9.50
2N5946	10w	6.6B	12	470MHz	£12.82
SD1088	25w	8.84B	12	470MHz	£21.50
SD1089	40w	4.34B	12	470MHz	£31.25
SD1434	50w	8.04B	12	470MHz	£28.33

Ex Equip 2N5070 2-30MHz 25wPEP £2.88
2N5645 Mot. 12v 470MHz 4W out. £4.50
2N5914 RCA 12v 470MHz 2w 7dB £4.60
218BLY Mul Studless BLY38 2w 470MHz £3.45
61387 RCA Studless Sim C1-12 CTC £3.45
Free data sheets with all purchases which include typical circuits etc.

LOW NOISE SMALL SIGNAL SEMICONDUCTORS.

BFR90 Mul. T Pack. 2.5dB N/F 1GHz £2.82
BFR91 Mul. T Pack. 2.5dB N/F 1.2GHz £3.45
BFR24 T Pack. 4dB N/F GHz £2.59
BFT66 Low Intermod. T072 £2.60
SD306 "D" MOS MOSFET £0.92
40673 RCA MOSFET £0.92
BFR90 UHF MOSFET Equip 3SK88 £1.30

UNELCO Cased RF Mica Caps. Following Pfs
10/20/30/40/50/60/70/80pF £1.61; 100/150/180/250pF
£1.73; 1000pF £1.84.
PTFE Sheet 0.25mm 300mm Square £2.30
PYE 951-170-12v Aerial Relays. SPST. Good to 129MHz.
Silver Plated. RG43 Type £10.70

H.P. 5082-2800 Hot Car. Diodes £1.12
H.P. 5082-2835 Hot Car. Diodes. £0.98
Motorola MC12013L + 10 Prescaler I.C. with full data/instructions £11.50
BB103 Varicap Diodes £0.50
TIP33 £0.50; 2N918 £0.50; BF180 £0.50; BF115 £0.50;
2N5179 £0.82; BFY90 £1.15; ST2110-BSX20/2N2369a £0.30.

TRIMMERS

Tetter PTFE 1-10pF 44p. DAU PTFE Film 1 to 9pF or 1.5-18pF 34p. Surplus 2.5-25pF £2.2p.

SPRAGUE (Grade 1) Mica Trimmers (500v) for R.F. Amps.
2.5-7pF 81p. 4-20pF 86p. 7-40pF 86p. 16-100pF 98p.
25-150pF £1.09. 40-200pF £1.15.

HEATSINKS single sided ideal for RF amps. Redpoint
6M1 2.6 deg/w £2.20

FINISHED MADE UP AND TESTED EQUIPMENT

PAZ Preamp for 2 meters, using the latest UHF stripline MOSFET the BFR90 1½" square for fitting in the rig 50Ω in/out imp. Only £8.05 with instructions.
PAUZ 432MHz Preamp, stripline using the BFR34a 14dB gain N/F < 2dB £8.63.

LINEAR AMPLIFIER MODULES for 144MHz without Cn/Over. Size 55x93mm with thermal interface. 50Ω.

PM2 10 0.4w in 10w out 13.8v £19.75
PM2 15 1.5w in 15w out 13.8v £21.75
PM2 25 4w in 25w out 13.8v £22.95
CPM LINEAR AMPS with full RF Changerover. Size 82x102mm. Preamp can be fitted in RX path. Spec. as for PM Series. Specify CPM type and add £7.00 to PM series prices.

PRESCALER BOARD ÷ 10 Size 55x93mm with input amplifier (2xBFR34a) sens. 40mV 432mc uses MOT MC120121 I.C. 500MHz typ 600MHz. Only £23.00. 5v neg £ supply.

Barclaycard or Access on orders above £10.
POST AND PACKING ADD 50p TO ALL ORDERS.
Orders sent 1st Class Post where weight permits.
SAME DAY DISPATCH ON ALL IN STOCK ITEMS.
Minimum invoiced order to approved customers £15.00.
ALL PRICES NOW INCLUDE VAT AT 15%.



Selling or Buying

A Classified Advertisement could solve your problem at very little cost.

Ring Linda on
01-261 5846

Receivers and Components

OUT NOW!! The 1982/3 GREENWELD Component Catalogue. 60p Discount Vouchers. Reply paid Envelope. Free Bargain List. Only 75p. Greenweld Electronics Ltd., 433B, Millbrook Road, Southampton SO1 0HX.

RTTY/CW DECODER

Easy to build kit with 8-character alphanumeric LED display (expandable), or with latched ASCII output and strobe for computer interface - requires same connections and software as parallel encoded keyboard. 45 and 50 baud RTTY, 5 to 30 w.p.m. Morse. Kit price (excluding case) £67.50 with display, £39.75 as interface. Parts available separately - construction data £3.95 + SAE.

N. MACRITCHIE (Micros),
100 Drakes Avenue, Inverness IV2 3SD
Telephone: 221194

PROTECT YOUR RIG with an overvoltage growbar module. Connects across 13.8v supply, fully built. Includes 25 amp thyristor. Only £4.75 inc. post and V.A.T. Fremark Electronics, Strattons Walk, Melksham, Wilts.

CRYSTALS Brand new high-precision. You benefit from very large stocks held for industrial supplies. All normal freq standards, baud rates, MPU, and all magazine projects inc: HC33/U: 1.0, £3.75, 2.5625 MHz, £3.50, HC18/U: 4.0, 5.0, 6.0, 7.0, 8.0, 9.0, 10.0, 10.7, 12.0, 15.0, 16.0, 18.0, 20.0, 38.6667 MHz, £3.35. Selected freqs stocked in Glider, Marine and 27 MHz bands. Any freq made to order in 8 weeks from £4-10. 2-3 week service available.

FILTERS Your best source for 6 and 8 pole and monolithics for AM, CW, SSB, FM, on 455 kHz, 1-6, 9-0, 10-7, 21-4 MHz, etc.

Prices inc. VAT and UK post. SAE lists.

P. R. GOLLEGE ELECTRONICS
G3EDW, Marriott, Somerses, TA16 5NS.
Tel: 0460 73718

BNOS

100 WATT 2 METRE LINEAR AMP.
1-18 watts RF in 10dB gain. Linear all mode operation receive pre-amp 12dB gain straight through operation. Size 145 x 80 x 180mm. £115.50 + £3.50 p&p.

R&W MAGAZINE PROJECTS. BUILT CASES & TESTED.

Converters, Preamps, Linear Amplifiers etc. SAE for full list.

FERRITE RINGS

	1-9	10-24	25-99
Small	0.42	0.38	0.35
Large	0.80	0.76	0.70

SEND SAE FOR FURTHER DETAILS
*SEE US AT ALL MAJOR RALLIES IN 1982.
All prices inc. VAT.

PROFESSIONAL STABILISED PSU'S
13.8v 12/25 amp continuous rating, over voltage crowbar, fold-back current limit, short circuit protected, ammeter UK manufactured, regulation better than 0.1%.

15 AMP PSU £81.40 + £2.50 p&p.
25 AMP PSU £120.45 + £3.50 p&p.

NI-CAD BATTERIES + CHARGERS

TYPE 1-9 10-24 25-99

AA 0.5 AH £1.05 0.95 0.88

C 2.2 AH £2.40 2.23 2.06

D 4.0 AH £3.75 3.56 3.30

PPS 0.11 AH £3.90 3.61 3.34

Multi way charger: suits all above

£7.90 + £1.00 p&p

AA size charger takes up to 4 cells

£5.30 + £0.75 p&p

BNOS ELECTRONICS DEPT. PW
Greenabour, Dutton Hill, Gt Dunmow,
Essex CM6 3PT. Tel: (037184) 767
ACCESS + BARCLAYCARD WELCOME

SMALL ADS

The prepaid rate for classified advertisements is 32 pence per word (minimum 12 words), box number 60p extra. Semi-display setting £10.70 per single column centimetre (minimum 2.5 cms). All cheques, postal orders etc., to be made payable to Practical Wireless and crossed "Lloyds Bank Ltd". Treasury notes should always be sent registered post. Advertisements, together with remittance should be sent to the Classified Advertisement Dept, Practical Wireless, Room 2612, IPC Magazines Limited, King's Reach Tower, Stamford St., London, SE1 9LS. (Telephone 01-261 5846).

WORLD DXING? The Vega 308 (short, medium, F.M.) will pull Radio Vietnam and further, nightly. £19.99 inclusive. Corrian-Radiowatch, Building 109, Prestwick Airport, KA9 2RT.

BRAND NEW COMPONENTS BY RETURN

HIGH STABILITY MINIATURE FILM RESISTORS 5%
1/4W E24 Series 0.51R-10M0. (Except 7M5, 9M1)—1p
0.125W E12 Series 10R to 1M8—2p. 0.5W E12 Series 1R0 to 10M0.—13p. 1.0W E12 Series 10R to 10M0—3p.
1/2W Metal Film E12 series 10R to 1M0 5%—2p. 1%—3p.

CAPACITORS.

MULLARD Min. Ceramic E12 100V 2% 1.8pf. to 47pf.—3p

2% 56pf. to 330pf.—4p. 10% 390pf. to 4700pf.—4p

Plate Ceramic 50V Wkg. Vertical Mounting.

E12 22pf. to 1000pf. & E6 1K5pf. to 47Kpf.—2p

Miniature Polyester 250V Wkg. Vertical Mounting.

0.1—0.15, 0.22, 0.33, 0.47, 0.68 mfd.—4p

0.1—5p. 0.15 & 0.22—5p. 0.33 & 0.47—8p

0.68—11p. 1.0—15p. 1.5—20p. 2.2—22p

ELECTROLYTIC. Wire Ended (Mfda/Volts).

0.47/50 5p 22/25 5p 100/25 7p 470/25 11p

1.0/50 5p 22/50 5p 100/50 8p 470/40 16p

2.2/50 5p 47/16 5p 220/16 8p 1000/15 15p

4.7/50 5p 47/25 5p 220/25 8p 1000/25 25p

10/50 5p 47/56 5p 220/50 10p 1000/40 35p

22/16 5p 100/16 7p 470/16 11p 2200/16 20p

TANTALUM BEAD SUBMINIATURE ELECTROLYTICS.

0.1, 0.22, 0.47, 1.0, 2.2 + 35V & 4.7 + 6.3V—14p

4.7/16V & 25V—15p. 10/16 & 22/6—20p. 10/25—23p

10/35V, 22/16V, 47/6.3V, 68/3V & 100/3V—30p

15/25, 22/25, 47/10—35p. 47/16—80p. 220/16—£1.20

Polyethylene 63V Wkg. E12 Series Long Axial Wires.

10 pf. to 820 pf.—3p. 1000 pf. to 10,000pf.—4p

TRANSISTORS.

BC107/8/9 12p BC182L 8p BF197 10p

BC147/8/9 10p BC184L 8p BFY50/51/52 15p

BC157/8/9 10p BC212L 8p BFX88 25p

BC547/8/9/9C 7p BCY70 15p 2N2926 7p

BC557/8/9/9C 7p BF195 10p 2N3055 50p

8 Pin D.I.L. i.c.'s 741 Op/amp.—18p. 555 Timer—24p

Holders 8 Pin—9p. 14 Pin—12p. 16 Pin—14p. 18 Pin—16p. 28 Pin—25p. 40 Pin—30p.

DIODES (p.i.v./amps).

75/25mA 1N4148 2p 1250/1A 8Y127 10p

100/1A 1N4002 4p 400/3A 1N5404 14p

800/1A 1N4006 6p 50/1.5A S1M1 5p

1000/1A 1N4007 7p 30/150mA AAY32 12p

ZENER DIODES.

E24 Series 3V3 to 33V 400mW—8p. 1W—14p

L.E.D.'s 3 mm. & 5 mm. Red—10p. Green, Yellow—14p

Grommets for 3 mm.—13p. Holders for 5 mm.—2p

FUSES, 20mm. Glass, 100mA to 5A. Q.B.—5p. A/S—8p.

VOLTAGE REGULATORS+, 5V, 8V, 12V, 15V 100mA.—35p

PRESET POTENTIOMETERS

50mW & 1/4W 100R to 1M0—7p.

PAIRS BATTERY SNAPS PP3—6p. PP9—12p.

THE C. R. SUPPLY CO.

127, Chesterfield Road, Sheffield S8 0RN.
V.A.T. Inclusive Prices, Postage 15p
(FREE over £5.00)

NOTICE TO READERS

Whilst prices of goods shown in advertisements are correct at the time of closing for press, readers are advised to check with the advertiser both prices and availability of goods before ordering from non-current issues of the magazine.

DXTV. The sporadic E season is here. Receive VHF signals on UHF domestic TV set using a VHF to UHF converter. Sensitivity as good as direct tuned VHF TV £11.90 inc. p&p. SAE data, lists H.Cocks, Cripps Corner, Robertsbridge, Sussex. Tel. 058083-317.

BOURNEMOUTH/BOSCOMBE. Electronic components specialists for 33 years. Forrester's (National Radio Supplies) late Holdenhurst Rd. now at 36, Ashley Rd., Boscombe. Tel. 302204. Closed Weds.

HAVE YOU SEEN THE GREEN CAT?

1000s of new components, radio, electronic, audio, TV. Plus electronic devices and accessories at unbelievably low prices. Probably the cheapest in the country. Send 40p for GREEN CAT and receive FREE RECORD SPEED INDICATOR or £1.50 and receive sample pack worth £4 or send £5 and receive sample pack worth £20.

MYERS ELECTRONICS Dept PW, 12/14 Harper Street, Leeds LS2 7EA.

Next to Union Jack Clothing store. Callers welcome at our New retail premises. Open 9 to 5 Mon. to Sat. Tel. 452045.

VALVES, Radio, TV, Industrial Transmitting. Despatched to all parts of the world by post, 6000 parts in stock. Quotation S.A.E. COX RADIO (SUSSEX) LTD., The Parade, East Wittering, Sussex. 2023 (024 366).

P.W. CIRCUIT BOARDS. Sandbanks Metal Detector £2.90. AF Speech Processor £1.60. Active Antenna £0.75. Twynham £3.90. Nimbus TX £4.90. TV Up-Converter £2.00. Mobile Alarm £0.70. Lists Nov 1978 - April 1982. Phone now 0343-48073 (24 hours). HTE Electronics, 50, Milnfield Avenue, Elgin, IV30 3EL.

Aerials

COPPER AERIAL WIRE 14swg hard drawn 70' £5.34, 140' £8.84 inc. VAT. Postage £1.75. T.M.P. Electronic Supplies, Unit 27, Pinfold Workshops, Pinfold Lane, Buckley, Clwyd, North Wales.

G2DYM ANTI-INTERFERENCE

ANTI-TVI TRAP DIPOLES

TRANSMITTING & S.W.L. MODELS

Data Sheets Large SAE. Aerial Guide 50p.

Indoor and Invisible Aerials £3.50.

Callers welcome Tel: 03986-215

G2DYM, Uplowman, Tiverton, Devon.

When replying to Classified Advertisements please ensure:

- That you have clearly stated your requirements.
- That you have enclosed the right remittance.
- That your name and address is written in block capitals, and
- That your letter is correctly addressed to the advertiser.

This will assist advertisers in processing and despatching orders with the minimum of delay.

Service Sheets

G.T. TECHNICAL INFORMATION SERVICE

76 CHURCH ST., LARKHALL, LANARKS.

Any published full size service sheet - still only £1 + s.a.e.

Repair data your named T.V. £6.50 (with circuits £8.50)

Giant collections exploded diagrams of domestic equipment (many representative circuits) most leading manufacturers - 2 huge binders for £26.50 with free 1 year's updating service.

S.A.E. for free newsletter, price lists, any quotation, bargain offers, unique T.V. publications. 2 big catalogues list thousands service sheets/manuals plus £4 vouchers for £2 + large s.a.e. Complete British Colour TV circuits, etc. in 3 huge binders only £39.50.

Phone: 0698 883334 anytime. Callers 4-6 pm weekdays, Sat. 11-1.

CLEARANCE SALE of Service Sheets 1p each. S.a.e. for details: Hamiltons, 47 Bohemia Road, St Leonards, Sussex.

30,000 SERVICE SHEETS IN STOCK COLOUR MANUALS ALSO AVAILABLE

TV Monos, Radios £2.00. Tuners £2.00. Tape Recorders, Record Players £2.00. Transistors from £2.00. Car Radio £3.00 + S.A.E. Stereograms & Music Centres £2.00. Radiograms £2.00. Also Colour Available. State if circuit will do if sheets are not in stock. All TV Sheets are full length 24 x 12 not in Bits & Pieces. All other Data full lengths. Free TV Catalogue with order. All sheets £2.00 except colour. S.A.E. please. £2.00 Old Valve Radio.

C. CARANNA

72 Beaufort Park, London NW11 6BX. 01-458 4882 (Mail Order)

Record Accessories

STYLI for Music Centres etc. Free list for S.A.E., includes other accessories. Felstead Electronics, Longley Lane, Gately, Cheshire SK8 4EE.

Services

SHEET METAL WORK, fine or general front panels chassis, covers, boxes, prototypes. 1 off or batch work, fast turnaround. 01-449 2695. M. GEAR LTD. 179a Victoria Road, New Barnet, Herts.

Books and Publications

NEW HANDY FREQUENCY CHECKLIST (MW, LW: Europe, U.K.) with unique map for bearings, £1 post paid or 6 IRC. - Dial-Search, 9, Thurrock Close, Eastbourne BN20 9NF.

"WORLD RADIO TV HANDBOOK", £10.99. "Broadcasts to Europe", quarterly frequency guide, £4.50 yearly (sample copy £1.30). Send payment or Access/Visa number to Pointsea, 25 Westgate, North Berwick, East Lothian.

Courses

COURSES - RADIO AMATEURS EXAMINATION. City and Guilds. Pass this important examination and obtain your licence, with any RRC Home Study Course. For details of this and other courses (GCE, professional examinations, etc.) write or phone - THE RAPID RESULTS COLLEGE, DEPT JX1, Tuition House, London SW19 4DS. Tel: 01-947 7272 (9am-5pm) or use our 24 hr Recordcall Service: 01-946 1102 quoting Dept. JX1

Wanted

ELECTRONIC COMPONENTS PURCHASED. All types considered - Must be new. Send detailed list - Offer by return - WALTONS, 55A Worcester Street, Wolverhampton.

POWER SUPPLY and circuit diagram, preferably original service manual, for R1155 receiver. Bentley 29, Gillard Road, Brixham, Devon.

For Sale

AMATEUR EQUIPMENT bought and sold. Cash waiting. Contact G3RCQ Hornchurch 55733 evenings.

SUPERB INSTRUMENT CASES by Bazelli, manufactured from PVC Faced Steel. Hundreds of people and industrial users are choosing the cases they require from our vast range. Competitive prices start at a low £1.05. Chassis punching facilities at very competitive prices. 400 models to choose from. Suppliers only to Industry and the Trade. BAZELLI, (Dept No. 25), St. Wilfred's Foundry Lane, Halton, Lancaster LA1 6LT.

THE SCIENTIFIC WIRE COMPANY

PO Box 30, London E.4
Telephone 01-531 1568

ENAMELLED COPPER WIRE

SWG	1 lb	8 oz	4 oz	2 oz
8 to 34	3.30	1.90	1.00	0.80
35 to 39	3.52	2.10	1.15	0.85
40 to 43	4.87	2.65	2.05	1.46
44 to 47	8.37	5.32	3.19	2.50
48 to 49	15.96	9.58	6.38	3.69

SILVER PLATED COPPER WIRE

14 to 30	6.63	3.86	2.28	1.50
----------	------	------	------	------

TINNED COPPER WIRE

14 to 30	3.97	2.41	1.39	0.94
----------	------	------	------	------

10 x 10 Mtr reels 3 amp PVC cable mixed colours £5.00.

Prices include P&P and VAT. Orders under £2 add 20p.

SAE for list of Copper/Resistance Wire.

Dealer enquiries welcome.

BURGLAR ALARM EQUIPMENT. Ring Bradford (0274) 308920 for our catalogue or call at our large showrooms opposite Odsal Stadium.

ICOM TRIO/KENWOOD OWNERS. Very informative separate newsletters. Details: S.A.S.E. G3RKC Q.T.H.R.

NEW INTERNATIONAL LIST of aeronautical frequencies including airports, air traffic control centres, weather reports, beacons, long range HF stations, call signs etc., Part 1 Europe, 384 pages £7.50p. International list of maritime frequencies including coast stations, long range HF stations, broadcast times, call signs, distress frequencies etc., Part 1 Europe, Africa, and Asia, 385 pages £6.70p. P&P £1.50 per order. Other parts available. PLH Electronics, 97 Broadway, Frome Somerset, BA11 3HD.

PRACTICAL WIRELESS PCB'S

Jan 82	RF Noise Bridge WR137	£1.25
	Morse Practice Oscillator WR138	£1.20
Feb 82	3 Band Short Wave Converter WR140-1-2	£3.95
	a set.	
Mar 82	Iambic Keyer WR144	£1.87
April 82	A.T.V. Up Converter WR143	£3.23
	Mobile radio alarm WK104	£1.23
May 82	FM Mains Intercom WR149	£2.36
	June 82 Morse Show WR152	£6.56
	Postage for the U.K. Add 35p. postage and packing to complete order. Europe 70p. Overseas please remit accordingly. Cash with order please.	

PROTO DESIGN

14 Downham Road, Ramden Heath,
Billericay, Essex CM11 1PU. Telephone 0268-710722

WAVEGUIDE, FLANGES & DISHES. All standard sizes & alloys stock. Special sizes to order. Call Earth Stations, 01-228 7876. 22, Howie Street, London SW11 4AR.

UK MANUFACTURER interested in the supply of Transmitter/Receiver Units complying with E.E.C. Regulations which they wish to incorporate in a projected production of Control Equipment. Frequency Range 100-175MHz with variable output to 200Mw. Details to Box No. 158.

ALUMINIUM TUBES FOR AERIALS, various sizes available. Nerva Metals. Tel. 01-904 4647.

NEW ILLUSTRATED CATALOGUE available 85p with two 25p vouchers. Griffiths Electronics (PW) 15, Windmill Gardens, Whixall, Whitchurch, Shropshire.

PARAPHYSICS JOURNAL (Russian Translations): Psychotronic Generators, Kirlianography, Gravity Lasers, Telekinesis. Details S.A.E. 4 x 9" PARALAB, Downton, Wilts.

ANTENNA FAULT?

LOSING DX? Poor reports? Check FAST with an Antenna Noise Bridge, MEASURE resonance 1-150MHz and radiation resistance 2-1000 ohms, GET answers, MORE DX, £15.70.

RARE DX UNDER QRM? DIG it OUT with a Tunable Audio Notch Filter, between your receiver and speaker, BOOST your DX/QRM ratio, 40dB notch, hear WEAK DX, £13.80.

Each fun-to-build kit includes all parts, printed circuit, case, instructions, postage etc, money back assurance so GET yours NOW.

CAMBRIDGE KITS 45 (PG) Old School, Lane, Milton, Cambridge.

VINTAGE RADIO COLLECTOR? Full 1982 catalogue now available £1.50 post paid from: The Vintage Wireless Co., 64, Broad Street, Staple Hill, Bristol BS16 5NL. Tel: 0272-565472.

PERSONALISED Q.S.L. CARDS. Get replies S.A.E. Sharp, 43 Monmouth Road, Bishopston, Bristol. 027249771.

MORSE CODE CASSETTES

Cassette A: 1-12 w.p.m. for amateur radio examination.

Cassette B: 12-25 w.p.m. for professional examination preparation. Each cassette is type C90.

Price each Cassette (including booklets) £4.75

Price includes postage etc. UK only.

MH ELECTRONICS (Dept PW)
12 Longshore Way, Milton,
Portsmouth PO4 8LS.

ORDER FORM PLEASE WRITE IN BLOCK CAPITALS

Please insert the advertisement below in the next available issue of Practical Wireless for

insertions I enclose Cheque/P.O. for £.....

(Cheques and Postal Orders should be crossed Lloyds Bank Ltd. and made payable to Practical Wireless).

NAME

ADDRESS

Send to: Classified Advertisement Manager

PRACTICAL WIRELESS
Classified Advertisement Dept., Rm 2612
King's Reach Tower, Stamford Street,
London SE1 9LS Telephone 01-261 5846
Rate
32p per word, minimum 12 words.
Box No. 60p extra.

Company registered in England. Registered No. 53626. Registered Office: King's Reach Tower, Stamford Street, London SE1 9LS.

ILP TOROIDALS UNBEATABLE VALUE FOR MONEY!

New production capacity at Canterbury has increased our range, decreased our prices, improved our special customer design service. Choose from toroidal transformers in a range of 98 types.

TYPE	SERIES No	SECONDARY Volts	RMS Current	PRICE inc. VAT	PRICE ex. VAT
30 VA 30 x 30mm 0.45 kg Regulation 18%	1X010	6 + 6	2.50	£5.28	£4.48
	1X011	9 + 9	1.86	+ £0.87	+ £0.87
	1X012	15 + 15	1.20	P.P.	P.P.
	1X013	15 + 15	1.00		
	1X014	18 + 18	0.83		
50 VA 80 x 30mm 0.9 kg Regulation 13%	2X010	6 + 6	4.16	£8.83	£4.93
	2X011	9 + 9	2.77	+ £1.10	+ £1.10
	2X012	12 + 12	2.08	P.P.	P.P.
	2X013	15 + 15	1.42		
	2X014	18 + 18	1.38		
80 VA 90 x 30mm 1 kg Regulation 12%	3X010	6 + 6	6.64	£8.51	£5.47
	3X011	9 + 9	4.42	+ £1.43	+ £1.43
	3X012	12 + 12	3.33	P.P.	P.P.
	3X013	15 + 15	2.66		
	3X014	18 + 18	2.27		
110 VA 110 x 50mm 2.2 kg Regulation 6%	4X010	6 + 6	10.00	£7.55	£5.38
	4X011	9 + 9	6.66	+ £1.41	+ £1.41
	4X012	12 + 12	5.00	P.P.	P.P.
	4X013	15 + 15	4.00		
	4X014	18 + 18	3.33		
120 VA 90 x 40mm 1.2 kg Regulation 11%	4X010	6 + 6	10.00	£7.55	£5.38
	4X011	9 + 9	6.66	+ £1.41	+ £1.41
	4X012	12 + 12	5.00	P.P.	P.P.
	4X013	15 + 15	4.00		
	4X014	18 + 18	3.33		
160 VA 110 x 40mm 1.8 kg Regulation 6%	5X010	9 + 9	8.89	£9.92	£8.44
	5X011	12 + 12	6.66	+ £1.43	+ £1.43
	5X012	15 + 15	5.33	P.P.	P.P.
	5X013	18 + 18	4.44		
	5X014	22 + 22	3.63		

IMPORTANT: Regulation — All voltages quoted are FULL LOAD. Please add regulation figure to secondary voltage to obtain full load voltage.

The benefits of ILP toroidal transformers

ILP toroidal transformers are only half the weight and height of their laminated equivalents, and are available with 110V, 220V or 240V primaries coded as follows:

For 110V primary insert "0" in place of "X" in type number.

For 220V primary (Europe) insert "1" in place of "X" in type number.

For 240V primary (UK) insert "2" in place of "X" in type number.

How to order Freepost:

Use this coupon, or a separate sheet of paper, to order these products, or any products from other ILP Electronics advertisements. No stamp is needed if you address to Freepost. Cheques and postal orders must be crossed and payable to ILP Electronics Ltd: cash must be registered. C.O.D. — add £1 to total order value. Access and Barclaycard welcome. All UK orders sent within 7 days of receipt of order for single and small quantity orders.

Also available at Electrova, Mapin, Marshalls, Technomatic and Witford Electronics.

ILP Electronics Ltd., Graham Bell House, Roper Close, Canterbury, Kent, CT2 7EP.

Please send me the following
ILP modules

PW/7/82

Total purchase price

I enclose Cheque Postal Orders Int. Money Order

Please debit my Access/Barclaycard No

Name

Address

Signature

Post to: ILP Electronics Ltd, Freepost 2, Graham Bell House, Roper Close, Canterbury CT2 7EP, Kent, England
Telephone (0227) 54778 Technical (0227) 64723 Telex 965780




ILP
TRANSFORMERS
(a division of
ILP Electronics Ltd)

STAY AHEAD. STAY WITH US

THE SENSATIONAL NEW SHARP PORTABLE COLOUR COMPUTER

A briefcase system that approaches the Personal Computer in ability.



FULL SYSTEM UNDER £350 + VAT

PC-1500. Up to 11.5K user memory (3.5K PC-1500 + 4K CE-151 or 8K CE-155) maintained during power-off and battery change. 16K Extended BASIC language for powerful programming (PLUS CE-150 8K Graphics BASIC).

CE-150 FOUR colour high resolution (500 x 200) printer/plotter with 9 type sizes and 4 print directions.

TWO cassette control, for bulk data & program storage, with remote control.

Full range of science and math functions (statistics with MICROL software).

Up to thirty-six separate programs immediately accessible.

Twenty-six character LCD display doubles as 1092 point mini-graphic display with BASIC program control.

256 frequency tone generator with BASIC repetition, frequency and duration control.

Built-in month, date, hours, minutes and seconds clock, usable in BASIC programs.

One and two dimensional arrays (numeric and text).

Full range of text manipulation functions (LEFT, RIGHT, LEN, VAL, MID, CHR, ASC etc).

Ergonomic QWERTY typewriter-style keyboard with separate numeric keypad.

"Advanced" programming capabilities with PEEK, POKE, CALL etc.

350+ page User Manuals.

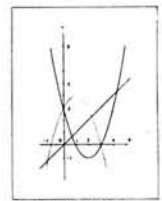
Sixty-way system expansion socket for optional add-ons (see below).

Three-way power option (with CE-150) — standard HP7 batteries for PC-1500, or EA-150 mains adaptor. CE-150 contains rechargeable batteries and is supplied with EA-150 adaptor.

Optional add-ons include: CE-150 printer/plotter/cassette adaptor, CE-151 4K memory module, CE-155 8K memory module, CE-153 140-key custom keyboard (summer 82), RS232C communications interface (Autumn 82), custom cassette recorder (Autumn 82), custom system brief-case (Autumn 82).

PRICES, Including VAT.

PC-1500 COMPUTER	£169.95
CE-150 PRINTER	£149.95
CE-151 4K RAM MODULE	£49.95
CE-155 8K RAM MODULE	£79.95



DIMENSIONS

PC-1500 195W x 25.5H x 86Dmm (7.11/16x1x3.38") Wt 375g (0.83lb).

CE-150: 330W x 50H x 115 Dmm (13x2x4 inches). Wt 900g (1.98lbs).

MICROL 1500 SOFTWARE SERIES

Powerful ready-to-run applications software for science, engineering, business and the professions. Major features include: 100% reliable performance, user-friendly operation and instruction manuals, no computer experience required, compatible with future hardware and software developments.

COLOUR BROCHURE ON REQUEST

Prices include Post and Packing. Delivery normally by return of post.

Send cheques P.O. or phone your Access/B'card/Visa card number to:-

TEMPUS

Dept PW, 38 Burleigh Street,
Cambridge, CB1 1DG.
Tel: 0223 312866

WATFORD ELECTRONICS

33/35, CARDIFF ROAD, WATFORD, HERTS, ENGLAND
TEL. WATFORD (0923) 40588. TELEX 8956095

ALL DEVICES BRAND NEW. FULL SPEC. AND FULLY GUARANTEED. ORDERS DESPATCHED BY RETURN OF POST. TERMS OF BUSINESS: CASH/CHEQUE/O. OR BANKERS DRAFT WITH ORDER. GOVERNMENT AND EDUCATIONAL INSTITUTIONS OFFICIAL ORDERS ACCEPTED (TELEPHONE ORDERS BY ACCESS NOW ACCEPTED Minimum £10.00 ORDER). TRADE AND EXPORT INQUIRY WELCOME. P & P ADD 50p TO ALL ORDERS UNDER £10.00. (excluding VAT). OVERSEAS ORDERS POSTAGE AT COST.

VAT Export orders no VAT. Applicable to U.K. Customers only. Unless stated otherwise, all prices are exclusive of VAT. Please add 15% to the total cost including p & p.
We stock many more items. It pays to visit us. We are situated behind Watford Football Ground. Nearest Underground/Br. Rail Station: Watford High Street. Open Monday to Saturday 9 a.m.-6 p.m. Ample Free Car Parking space available.

POLYESTER RADIAL LEAD CAPACITORS: 250V;
10n, 15n, 22n, 27n, 33p, 47n, 68n, 100n, 7p, 150n, 220n 10p;
330n, 470n 13p; 680n 19p, 1u 23p; 1µ5 40p; 2µ2 46p.

ELECTROLYTIC CAPACITORS (Values in µF). 500V: 10 52p; 47 78p; 63V: 0.47, 1.0, 1.5, 2.2, 3.3, 8p; 4.7 9p; 6.8, 10 10p; 15, 22, 12p; 33 15p; 47 12p; 100 19p; 1000 70p; 50V: 4.7 12p; 6.8 20p; 220 24p; 470 32p; 2200 20p; 40V: 4.7, 15, 22, 9p; 3300 90p; 4700 120p; 25V: 1.5, 6.8, 10, 22, 33, 39p; 47 8p; 100 11p; 150 12p; 220 15p; 330 22p; 470 25p; 680, 1000 34p; 2200 50p; 3300 76p; 4700 92p; 16V: 4.0, 4.7, 10 9p; 12.5 12p; 220 13p; 470 20p; 680 34p; 1000 27p; 1500 31p; 2200 36p; 3300 74p; 4700 79p.

TANTALUM BEAD CAPACITORS:
35V: 0.1µ, 0.22, 0.33 15p; 0.47, 0.68 1.0, 1.5 16p; 2.2, 3.3 18p; 4.7, 6.8 22p; 10 28p; 16V: 2.2, 3.3, 16p; 4.7 6.8, 10 18p; 15 36p; 22 30p; 33, 4.7 40p; 100 75p; 220 88p; 10V: 15, 22 26p; 33, 4.7 35p; 100 55p.

POLYESTER (MYLAR) CAPACITORS:
100V: 1nF, 2n, 4n, 47n, 100p; 15nF, 22n, 30n, 40, 47 7p; 56, 100n, 200 9p; 50V: 470nF 12p.

CERAMIC CAPACITORS 50V
Range: 0.5pF to 10nF 4p
15nF, 22nF, 33nF, 47nF 5p 100nF 2p

POLYESTER CAPACITORS
10pF to 1nF, 8p 1.5nF to 12nF, 10p.

RESISTORS-5% carbon, High Stab. Miniature, Low Noise.
Range Val. 1-99 100+
0.25W 202-4M7 E24 2p 1p
0.5W 202-5M1 E12 2p 1p
1W 202-10M E24 6p 4p
2% Metal Film 100-1M E24 6p 4p
1% 0.5W 510-1M E24 10p 8p
N.B. 100+ price applies to Resistors of each type not mixed values.

VEROBOARDS: 0-1"
Clad Plain 'VO' Board 150p
'DIP Board 330p
Proto Strip 144p
2 1/2" x 3 1/2" 83p
3 1/2" x 3 1/2" 83p
3 1/2" x 7 1/2" 95p
3 1/2" x 17" 326p 211p
4 1/2" x 17" 426p
Pkt of 100 pins 50p
Spot face cutter 118p
Pin insertion tool 162p

COPPER CLAD BOARDS
Fibre Single-sided SRP
Glass sided 9.5" x 8.5"
6" x 6" 90p 110p 95p
6" x 12" 150p 200p

FERRIC CHLORIDE DALO ETCH RESIST
1 lb 195p + 50p p&p 90p
PINS 100 pins 70p; 500 pins 325p

DIL SOCKETS EDGE CONNECTORS TEXAS
Low Wire profile wrap 1 156
8 pin 8p 25p 2 10 way 135p
14 pin 10p 35p 2 15 way 140p
16 pin 10p 42p 2 22 way 180p 145p
18 pin 16p 52p 2 22 way 199p 200p
20 pin 22p 60p 2 23 way 210p
22 pin 25p 70p 2 23 way 225p 220p
24 pin 25p 80p 2 30 way 245p
28 pin 25p 80p 2 36 way 295p
36 pin 10p 105p 2 40 way 315p
40 pin 30p 99p 2 43 way 395p

DENCO COILS B9A Valve Base 42p
Dual Purpose 'DP' RCT2 145p
VALVE TYPE RFC 5 chokes 40p
Ranges: 1-5 B, R 110p
1F 17 120p
1.5 Green 150p
1CT 18/465 152p
T-type (Transistor) 10C 124p
Tuning) 12p
Ranges: 1-5 Bl, Yl, MW/5FR 154p
Red, White 150p

JACKSONS VARIABLE CAPS.
Dielectric 0-2-365pF with slow motion Drive 495p
100/300pF 220p 0-2-208/176 435p
500pF 250p
8.1 Ball Drive 45p
451/DAF 185p
Dial Drive 4103 775p
6/136:1 775p
Drum 54mm 59p
0-1-365pF 350p
00-2-365pF 435p
00-2-650pF 650p

TRANSISTORS	BD140	50	2N3773	270	LS15	15	LS221	60	VOLTAGE REGULATORS
JAC125	35	BD144/5	198	OC200	50	LS240	96	1A +ve 5V, 12V	
JAC126/7	35	BD205	110	TIP29A	36	LS241	96	15, 18, 24V 50p	
JAC128	35	BD214	115	TIP29C	60	LS242	85	1A -ve 55p	
JAC141/2	30	BD230A	45	OC200	60	LS243	85	100mA -ve 50p	
AC176	28	BD378	70	TIP30C	58	LS244	118	6.8, 12, 15V 30p	
AC177/18	70	BD434	55	TIP31A	45	LS245	118	100mA -ve 65p	
AC192/20	75	BD517	75	TIP31C	55	LS246	118	6.8, 12, 15V 30p	
AC212/22	75	BD695A	99	TIP32A	48	LS247	65	LM309K 135p	
AD178	70	BD696A	99	TIP32C	60	LS248	68	LM317K 350p	
AD161/2	42	BF156	100	TIP33A	78	LS249	68	LM323C 500p	
AF106	70	BF167	29	TIP34A	74	LS250	48	LM723 38p	
AF118	90	BF180	38	TIP34C	88	LS251	40	LM309K 135p	
AF139	40	BF194/5	12	TIP35A	160	LS252	48	LM317K 350p	
AF178	12	BF196/7	12	TIP35C	185	LS253	48	LM723 38p	
AF239	78	BF198/9	12	TIP36A	170	LS254	48	LM309K 135p	
BC107	10	BF200	30	TIP36C	199	LS255	48	LM317K 350p	
BC107B	12	BF224	24	TIP41A	55	LS256	195	79Hk 800p	
BC108	10	BF244	30	TIP41B	68	LS257	195	2BA625B 75p	
BC108B	12	BF248	30	TIP42A	68	LS258	250		
BC108C	12	BF256	35	TIP42B	75	LS259	250		
BC109	12	BF257/8	32	TIP120	90	LS260	250		
BC109B	12	BF258	32	TIP121	99	LS261	250		
BC109C	12	BF274	42	TIP142	120	LS262	250		
BC140	30	BF336	40	TIP147	120	LS263	250		
BC141/2	30	BF451	30	TIP2955	60	LS264	250		
BC143	30	BF594	30	TIP3055	60	LS265	250		
BC147	30	BF595	39	TIP43	32	LS266	250		
BC147B	10	BF599	23	TIP44/5	32	LS267	250		
BC148	9	BFRA0/41	23	TIS8A	50	LS268	250		
BC148B	10	BFRA7	23	TIS9A	30	LS269	250		
BC148C	10	BFRA8/1	24	TIS91	32	LS270	250		
BC149	10	BFRA9	105	TX107	11	LS271	250		
BC153/4	27	BFRA5/6	28	TX109	28	LS272	250		
BC157/8	10	BFX87/8	28	TX300/1	16	LS273	250		
BC159	11	BFY5/2	23	TX303	25	LS274	250		
BC160	45	BFY56	32	TX304	17	LS275	250		
BC167/8	10	BFY64	35	TX314	25	LS276	250		
BC168C	10	BFY81	120	TX326	30	LS277	250		
BC169C	10	BFY31	120	TX329	45	LS278	250		
BC170	15	BSX20	20	TX500	14	LS279	250		
BC172/3	11	BSY95A	25	TX501/2	15	LS280	250		
BC174/5	16	BU105	170	TX503	18	LS281	250		
BC179/81	20	BU205	190	TX504	25	LS282	250		
BC182/3	10	BU208	200	TX531	125	LS283	250		
BC184L	10	BU210	200	TX532	125	LS284	250		
BC187	26	MJ955	90	TX706A	19	LS285	250		
BC192	10	MJ340	54	TX708	19	LS286	250		
BC212L	10	MJ371	100	TX918	10	LS287	250		
BC213	10	MJ371	100	TX918/1	24	LS288	250		
BC214	10	MJ2955	99	TX1303/5	65	LS289	250		
BC214L	10	MJ3055	70	TX1304/5	65	LS290	250		
BC237	14	MPF102	50	TX1617B	160	LS291	250		
BC237B	15	MPF103A	30	TX219A	26	LS292	250		
BC237C	14	MPF106	40	TX2221A	25	LS293	250		
BC307B	15	MPA005	25	TX2222A	25	LS294	250		
BC308B	15	MPA012	32	TX2646	45	LS295	250		
BC327	15	MPA030	30	TX2904/5	28	LS296	250		
BC338	34	MPA56	30	TX2947/6	26	LS297	250		
BC461	34	MPA7A	25	TX3053	65	LS298	250		
BC477	40	MPA005	25	TX3054	58	LS299	250		
BC516/7	12	OC28	130	TX3055	48	LS300	250		
BC547/8	12	OC35	125	TX3442	140	LS301	250		
BC549C	15	OC36	75	TX3443	140	LS302	250		
BC557/8	15	OC42	75	TX3663	15	LS303	250		
BCY70	16	OC45	75	TX3702/3	15	LS304	250		
BCY71/2	20	OC47	75	TX3704/5	10	LS305	250		
BD131/2	48	OC45	40	TX3706/7	10	LS306	250		
BD133	60	OC70/71	40	TX3708/10	10	LS307	250		
BD136	70	OC74/76	50	TX3710/11	10	LS308	250		
BD136/7	40	OC83/4	50	TX3711	179	LS309	250		
BD138/9	40	OC83/4	50	TX3712	193	LS310	250		

ULTRASONIC TRANSDUCERS	395p per pair.
ULTRASONIC TRANSDUCERS	395p per pair.

POTENTIOMETERS: Carbon Track	0.25W log & Linear Values
4700, 6800 1K, 2K (Lin only) Single	29p
5K to 2M Single gang	29p
5K to 2M Single with D/P switch	78p
5K to 2M Dual gang	88p
1W Wirewound 500-20K	115p

SLIDER POTENTIOMETERS	0.25W log and linear values 60mm track
5K to 500K Single gang	70p
10K to 500K Dual gang	110p
Self-Stick graduated Alum. Bezels	40p

PRESET POTENTIOMETERS	0.1W 500Ω-2M Mini, Vert. Horiz.
0.25W 1000-3.3M Horiz. larger	7p
0.25W 2500-4.7M Vert.	10p

OPTO ELECTRONICS	LEDs plus clip
TL1208 Red 3mm	13 3; Digit LCD 525
TL1211 Green 3mm	18 4; Digit LCD 650
TL1212 Yel 3mm	18 ORP12 45
2" Red	14 2N5777 45
2" Green or Yellow	18 (Infra Red Emitter) 45
Rectangular LED's	LD271 46
Red, Green, Yellow	TL32 48
7 Seg. Displays Red	Detector SFH205 91
3° C Cath	99 TL78 51
3° C Anod	99
3° +1 Red or Grn 150	
100KHz	270
115 455KHz	320
6° C Cath	180 1MHz 295
8° Orange	275 1.008M 295
Burghop 10 seg.	225 1.6MHz 395

CRYSTALS	270
100KHz	320
115 455KHz	320
6° C Cath	180 1MHz 295
8° Orange	275 1.008M 295
Burghop 10 seg.	225 1.6MHz 395

LINEAR IC's	702 75
LM381N	145
LM382	125
LM386	90
LM387	120
LM1489	95
LM1498	14
LM1499	14
LM3900	50
LM3909N	85
LM3911	125
LM3914	210
LM3915	220
LM3916	220
LM3917	220
LM3918	220
LM3919	220
LM3920	220
LM3921	220
LM3922	220
LM3923	220
LM3924	220
LM3925	220
LM3926	220
LM3927	220
LM3928	220
LM3929	220
LM3930	220
LM3931	220
LM3932	220
LM3933	220
LM3934	220
LM3935	220
LM3936	220
LM3937	220
LM3938	220
LM3939	220
LM3940	220
LM3941	220
LM3942	220
LM3943	220
LM3944	220
LM3945	220
LM3946	220
LM3947	220
LM3948	220
LM3949	220
LM3950	220
LM3951	220
LM3952	220
LM3953	220
LM3954	220
LM3955	220
LM3956	220
LM3957	220
LM3958	220
LM3959	220
LM3960	220
LM3961	220
LM3962	220
LM3963	220
LM3964	220
LM3965	220
LM3966	220
LM3967	220
LM3968	220
LM3969	220
LM3970	220
LM3971	220
LM3972	220
LM3973	220
LM3974	220
LM3975	220
LM3976	220
LM3977	220
LM3978	220
LM3979	220
LM3980	220
LM3981	220
LM3982	220
LM3983	220
LM3984	220
LM3985	220
LM3986	220
LM3987	220
LM3988	220
LM3989	220
LM3990	220
LM3991	220
LM3992	220
LM3993	220
LM3994	220
LM3995	22

MARCO TRADING

Ref.	Voltage	Current	Price Each	100+	Style
78L05	+5V	100mA	30p	20p	TO92
78L12	+12V	100mA	30p	20p	
78L15	+15V	100mA	30p	20p	
78L18	+18V	100mA	30p	20p	
7805	+5V	1 Amp	55p	30p	TO220
7812	+12V	1 Amp	55p	30p	
7815	+15V	1 Amp	55p	30p	
7818	+18V	1 Amp	55p	30p	

Mixing within each current rating is O.K. to obtain quantity price.

10 Million carbon film 5% resistors from stock.
 1/4W Range: 10R to 820K £3.00 per 1,000 (NO MIXING OF VALUES)
 45p per 100 (NO MIXING OF VALUES)
 1/2W Range: 2R2 to 10M £3.50 per 1,000 (NO MIXING OF VALUES)
 50p per 100 (NO MIXING OF VALUES)

Our Stock List of the above Resistors is available upon request.

TRANSFORMERS

British made transformers at very attractive prices.

Primary	Secondary	Current	1+	10+	100+
240V:	4.5-0-4.5v	400mA	50p	45p	35p
240v:	6-0-6v	100mA	58p	52p	43p
240v:	6-0-6v	500mA	65p	60p	48p
240v:	9-0-9v	200mA	75p	70p	58p



Manufacturers note: We can supply FROM STOCK, 1000+ quantities of the above transformers and adaptors below.

These very high quality British made two pin European adaptors are ideal for driving Radios, cassette recorders, TV games, calculators etc. The adaptors fit the UK shaver socket.

EUROPEAN ADAPTORS

REF.	D.C. Volt	Current	1+	10+	100+
EO8	4.5V	200mA	50p	45p	32p
EM3	6V	200mA	£1.00	80p	55p
EO9	6V	400mA	£1.50	£1.25	85p
ET4	9V	150mA	£1.50	£1.25	85p



Please note that there is no extra P/P charge on the above transformers and adaptors.

Export please add Sea/Air mail at cost.

Callers welcome Mon-Fri 9-5.

This advert is only a fraction of our range, send 25p for our latest catalogue. Please add 35p P/P to all orders. Add 15% VAT to total. Send orders to:

Dept PW7, MARCO TRADING,

The Old School, Edstaston, WEM, Shropshire SY4 5RJ.

Latest Catalogue 25p per copy. Includes Multimeters, Chart Recorders, and Components.

All orders despatched by return of mail.

Tel: (094872) 464

MAIL ORDER ADVERTISING

British Code of Advertising Practice

Advertisements in this publication are required to conform to the British Code of Advertising Practice. In respect of mail order advertisements where money is paid in advance, the code requires advertisers to fulfil orders within 28 days, unless a longer delivery period is stated. Where goods are returned undamaged within seven days, the purchaser's money must be refunded. Please retain proof of postage/despatch, as this may be needed.

Mail Order Protection Scheme

If you order goods from Mail Order advertisements in this magazine and pay by post in advance of delivery, PRACTICAL WIRELESS will consider you for compensation if the Advertiser should become insolvent or bankrupt, provided:

- (1) You have not received the goods or had your money returned; and
- (2) You write to the Publisher of PRACTICAL WIRELESS summarising the situation not earlier than 28 days from the day you sent your order and not later than two months from that day.

Please do not wait until the last moment to inform us. When you write, we will tell you how to make your claim and what evidence of payment is required. We guarantee to meet claims from readers made in accordance with the above procedure as soon as possible after the Advertiser has been declared bankrupt or insolvent.

This guarantee covers only advance payment sent in direct response to an advertisement in this magazine not, for example payment made in response to catalogues etc. received as a result of answering such advertisements. Classified advertisements are excluded.

Main Agents For:

YAESU, FDK, STANDARD, BANTEX, JAYBEAM, MICROWAVE MODULES, TSGP PUBLICATIONS, ETC.

HALBAR AERIALS

		Carr.
2MTR		2.00
Straight 5 Yagi	10.70	1.75
Folding version	13.00	10.50
Twin Vertical (Omni)	14.95	10.50
Quad 4 11dBi gain	16.95	10.50
Quad 6 14dBi gain	24.50	10.50
70cms		
Linear 5 Yagi 10dBi	8.50	1.50
Log Periodic 14dBi	15.00	2.50
Twin Vertical (Omni)	8.50	1.50

Send for full list of Rigs & Accessories

0234 854133



76 BEDFORD RD., KEMPSTON, BEDS.
 CREDIT SALE, ACCESS, BARCLAYCARD, CREDIT CHARGE

INDEX TO ADVERTISERS

A.H. Supplies	12
A.J.H. Electronics	81
Allweld Engineering	10
Amateur Electronics U.K.	23
Amateur Radio Exchange	44, 45
Ambit International	80
Amcomm Services	67
Anglia Components	76
Antex Electronics	Cover 3
Auto Marine	10
Bedford Audio	87
Bi-Pak	76
Birkett J.	79
Black Star Ltd	30
C. Bowes Electronics Ltd	8
BNOS Electronics	Cover 2
Bredhurst Electronics	77
British National Radio & Electronics School	10
B. Brookes Electronics	24
Butterworths	82
C.R. Supply Co.	75
C.Q. Centre	83
Cambridge Kits	83
Caranna C.	30
Catronics Ltd	76
Colomor (Electronics) Ltd	12
Cricklewood Electronics Ltd	8
Datong Electronics Ltd	9
EDA Sparkrite Ltd	77
Electrovalue Ltd	84
Electronic Mail Order Ltd	10
Garex Electronics	68
Gemini Communications	13
Global Specialties Corporation	67
Greens Telecom	83
G.T. Technical Information Services	82
G2 Dym Aerials	82
Golledge Electronics	78
H.A.C. Shortwave Products	78
Hart Electronic Kits	79
Henry's Radio	78
Holdings Photo Audio Centre	76
Home Radio (Components) Ltd	81
I.C.S. Intertext	85
I.L.P. Electronics Ltd	67
Jaycee Electronics	29
Lee Electronics Ltd	24
Leeds Amateur Radio	15
H. Lexton Ltd	80
Lightening Electronic Components	2, 3
Lowe Electronics	83
M.H. Electronics	82
Macritchie (Micros)	Cover 4
Maplin Electronic Supplies Ltd	87
Marco Trading	30
Microwave Modules	81
Modular Electronics	88
Munro, William	82
Myers, Gerald	75
P.M. Components Ltd	84
Packer Electronics	14
Partridge	68
Photo Acoustics Ltd	80
Pole Mark Ltd	84
Progressive Radio	83
Proto Design	79
R.S.T. Valve Mail Order Co	78
Radio Component Specialists	80
Rheinsberg Sciences Ltd	79
S.E.M.	83
Scientific Wire Co	8
Sota Communications	6, 7
South Midlands Communications Ltd	61
South West Aerial Systems	77
Stephens-James Ltd	67
T.M.P. Electronic Supplies	88
Technomatic	85
Tempus	4, 5, 61
Thanet Electronics Ltd	12
Time Step Electronics	61
Toolrange	11
Waters & Stanton Electronics	86
Watford Electronics	14
Western Communications	16
Western Electronics (UK) Ltd	14
Wood & Douglas	

TTLs	74390 100p 74393 100p	LINEAR I.C.s	MM57160 820p NE531 250p NE555 20p NE558 50p NE570 425p NE564 420p NE565 130p NE566 165p NE571 140p NE571 425p NE5534A 250p PLLO2A 500p RC4136 70p RC4151 200p S5668 260p SAD1024A 1250p SFF96364 800p SL490 350p SN76477 175p SRP515 750p TA7205 90p TA7120 165p TA7204 195p TA7222 160p TA7310 160p TA8621 275p TBA641BX1 300p TBA651 200p TBA800 90p TBA810 100p TBA820 80p TBA920 200p TBA930 200p TBA950 30p TC9109 £10 TCA210 350p TCA220 350p TCA940 175p TOA1004A 300p TOA100E 320p TDA1010 225p TDA1022 600p TDA1024 120p TDA1034B 250p TDA1170 300p TDA2002V 325p TDA2020 320p TL071/81 45p TL072/82 75p TL074 130p TL084 110p TL094 200p TL170 60p TL430C 70p UAA170 170p UA2240 300p UDN6118 320p UDN6184 320p ULN2003 100p UPC575 275p UPC592H 200p UPC1156H 275p XR2206 400p XR2207 400p XR2211 600p XR2216 675p ZN414 90p ZN419C 225p ZN423E 150p ZN424E 135p ZN425E 360p ZN427E 625p ZN1034E 200p	BC187 30p BC122/3 11p BC214 12p BC237 15p BC327 16p BC337 16p BC338 16p BC461 25p BC477/8 30p BC516/7 40p BC547B 16p BC548C 9p BC549C 9p BC557B 6p BU069C 350p BUX80 £6.00 E310 50p MJ2501 225p MJ2955 70p MJ3001 225p MJE340 60p MJE2955 100p MJE3055 70p MPF102 40p MPF103/4 40p MPF105 40p MPSA06 30p MPSA12 50p MPSA13 50p MPSA20 50p MPSA42 50p MPSA43 50p MPSA45 50p MPSA56 32p MPSA70 30p MPSU07 60p MPSU45 90p MPSU85 90p PI29A 40p PI29C 45p PI30A 40p PI30C 45p PI31A 45p	BFY51/2 25p BFY56 33p BFY90 80p BRY39 45p BSX19/20 24p BU104 225p BU105 190p BU108 250p BU109 225p BU126 150p BU180A 120p BU205 200p BU208 200p BU406 145p BUY69C 350p BUX80 £6.00 E310 50p MJ2501 225p MJ2955 70p MJ3001 225p MJE340 60p MJE2955 100p MJE3055 70p MPF102 40p MPF103/4 40p MPF105 40p MPSA06 30p MPSA12 50p MPSA13 50p MPSA20 50p MPSA42 50p MPSA43 50p MPSA45 50p MPSA56 32p MPSA70 30p MPSU07 60p MPSU45 90p MPSU85 90p PI29A 40p PI29C 45p PI30A 40p PI30C 45p PI31A 45p	TIP31C 45p TIP32C 50p TIP33A 75p TIP33C 90p TIP34A 90p TIP34C 120p TIP35A 160p TIP35C 180p TIP36A 160p TIP36C 200p TIP41A 50p TIP41C 55p TIP42A 50p TIP42C 55p TIP54 160p TIP120 75p TIP122 90p TIP142 130p TIP147 130p TIP2955 78p TIP4055 70p TIS93 12p ZTX108 12p ZTX300 13p ZTX500 15p ZTX1502 18p ZTX504 30p VN46AP 75p VN66 80p VN10KM 60p VNT1 25p 2N698 45p 2N706A 30p 2N708 30p 2N5172 27p 2N5191 80p 2N5192 80p 2N5245 40p 2N5298 65p 2N5401 50p 2N5457/8 40p 2N5459 40p 2N5460 60p 2N5485 44p 2N5475 250p 2N6027 48p 2N6052 30p	2N2222A 25p 2N269A 25p 2N248A 25p 2N2646 45p 2N2904/5 25p 2N2906A 25p 2N2907A 25p 2N2913 9p 2N3053 30p 2N3054 65p 2N3055 48p 2N3442 140p 2N3553 240p 2N3584 250p 2N3643/4 25p 2N3702/3 12p 2N3704/5 12p 2N3706/7 12p 2N3709/9 12p 2N3773 300p 2N3819 25p 2N3820 50p 2N3823 70p 2N3866 90p 2N3902 700p 2N3903/4 16p 2N3905/6 16p 2N4037 65p 2N4123/4 27p 2N4125/6 27p 2N4401/3 27p 2N4403/4 27p 2N4871 60p 2N5087 27p 2N5089 27p 2N5172 27p 2N5191 80p 2N5192 80p 2N5245 40p 2N5298 65p 2N5401 50p 2N5457/8 40p 2N5459 40p 2N5460 60p 2N5485 44p 2N5475 250p 2N6027 48p 2N6052 30p	2N6059 325p 2N6107 65p 2N6247 190p 2N6254 130p 2N6290 65p 2SC1172 150p 2SC1306 100p 2SC1307 150p 2SC1957 90p 2SC1969 150p 2SC2028 95p 2SC2029 250p 2SC2078 200p 3N128 120p 3N140 120p 3N141 110p 3N201 110p 3N204 120p 40290 260p 40361/2 75p 40408 90p 40409 100p 40410 100p 40411 300p 40594 120p 40595 120p 40673 75p 40871/2 100p	BRIDGE RECTIFIERS 1A 50V 19p 1A 100V 20p 1A 400V 25p 1A 600V 30p 2A 50V 30p 2A 100V 35p 2A 400V 45p 3A 200V 60p 3A 600V 72p 4A 100V 95p 4A 400V 100p 6A 50V 80p 6A 100V 100p 6A 400V 120p 10A 400V 200p 25A 400V 400p	TRIACS PLASTIC 3A 400V 60p 6A 400V 75p 8A 400V 75p 8A 500V 95p 12A 400V 85p 12A 500V 100p 16A 400V 110p 16A 500V 130p 2800D 130p	DIODES BY127 12p BYX36 300	THYRISTORS 3A 400V 100p 8A 600V 140p 12A 400V 160p 16A 100V 180p 16A 400V 180p BT106 110p C106D 45p MCR101 36p TIC44 27p 2N3525 130p 2N4444 140p 2N6006 34p 2N6007 7p 2N5064 40p	CB COMPONENTS HA1368 £1.95 HA1368 £2.70 LC7120 £3.25 LC7130 £3.25 MB3712 £2.25 PLLO2 £5.00 TA7120 £1.65 TA7204 £1.95 TA7205 £0.90 TA7222 £1.60 TA7310 £1.60 TBA810 £1.00 TC9109 £10.00 2SC1306 £1.00 2SC1307 £1.50 2SC1957 £0.90 2SC1969 £1.50 2SC2028 £0.95 2SC2029 £2.50 2SC2078 £2.00 2AT204 £1.95 37P 79HGKC 700p 400P TL497 250p LM305AH 200p	PCB MOUNTING RELAYS 6V DC coil SPDT 2A 24V 12V DC Coil SPDT 2A 24V DC 160p 12V DC Coil SPDT 5A 24V DC/240V AC 200p	LOUD-SPEAKERS Size 2" - 6AR 80p 2" - 8R 80p 1 1/2" - 8R 90p 1 1/2" - 8R 100p
		COUNTERS 74C925 £6 74C926 £5 74C928 £5 MK50398 £7.50 ZN1040E £7 ICM7217 £19	TRANSISTORS AD161.2 45p BC107/8 11p BC109 11p BC117 20p BC147/8 9p BC149 10p BC157/8 10p BC159 11p BC169 12p BC172 12p BC177/8 17p BC179 18p BC192.3 10p BC184 11p	OPTO-ELECTRONICS 2N5777 45p OC711 180p ORP12 120p	ORP60 120p ORP61 120p TL78 55p	OPTO-ISOLATORS ILD74 130p MCT26 100p MCS2400 190p MLQ74 240p	LEDs 0.2" Red 0.2" Green 0.2" Yellow 0.2" Blue 0.2" White 0.2" Infrared 0.2" UV 0.2" Other	DISPLAYS 3015F 200p DL704 140p DL707 Red/140p FND357 120p FND500 90p FND507 90p MAN3640 175p MAN4640 200p	DRIVERS 9388 600p 9370 300p UDN6118 320p UDN6184 320p	ZENERS 2.7V-33V 400mW 1W	9p 15p	VOLTAGE REGULATORS FIXED PLASTIC 1A 5V 1A 7805 50p 12V 1A 7812 50p 15V 1A 7815 55p 18V 1A 7818 55p 24V 1A 7824 55p 5V 100mA 78L05 30p 12V 100mA 78L12 30p 15V 100mA 78L15 30p	OTHER REGULATORS LM309K 1A 5V 135p LM317K 325p LM317T 1A Adj 200p LM337T 225p LM323K 3A 5V 500p LM723 150mA Adj 37p TL494 400p 78S40 LM305AH 250p	78HGKC 600p 78HOSKC 550p 78MG72C 140p 78GUC 200p 78GUC 225p 79HGKC 700p LM497 250p LM305AH 200p	

★ ADD SOUND TO YOUR ZX 80/81 ★
★ ZX80/81 USER PORT ★
(As published in Oct/Nov 81 PCW)

Port module plus directly into ZX80 or ZX81 to provide 8 input and 8 output lines. These allow input of data from switches, photocells, joy-sticks, etc. and control of up to 8 relays. Also 7-segment LED displays of LED lamps may be used and solid-state buzzers may be directly connected to the port. Variable tone audio output may be produced. Ready built & tested £14.95 + P&P 70p + VAT.
(For ZX81 owners, we provide an extender card to accept the RAM pack so no need for an expensive Reprints of PCW articles 75p + SAE)

For our detailed price list see ETI, HE, PE, WW or send SAE

Allow 14 days for delivery.

TECHNOMATIC LTD.

MAIL ORDERS TO: 17 BURNLEY ROAD, LONDON NW10 1ED
SHOPS AT: 17 BURNLEY ROAD, LONDON NW10
(Tel: 01-452 1500, 01-450 6597. Telex: 922 800)
305, EDGEWARE ROAD, LONDON W2 Tel: 01-723 0233

Add 40p for P&P & VAT at 15%

Orders from Government & Educational Establishments welcome.

VISA & ACCESS cards accepted

SPECIAL OFFERS IN NEW EQUIPMENT

SWAN ASTRO 150 HF TRANSCEIVERS (RRP £613) £525 incl VAT. Carriage £7.

NEC CQ P2200E 2M FM TRANSCEIVERS (9 Channel) £125 incl VAT. Carriage £2.

WE STOCK YAESU ICOM STANDARD FDK CUBIC/SWAN MICROWAVE MODULES LAR ETC.

Components, Resistors, Transistors, ICs, Diodes, Capacitors, Hardware, etc. We also have some HC25U 2M Xtals at £1.65 each for most common Repeater and simplex Channels. EL84/6BQ5 Valves at 70p each and EF184/6EJ7 Valves at 80p each; postage on valves and xtals 20p any number.

WILLIAM MUNRO (INVERGORDON) LTD.
100 HIGH STREET,
INVERGORDON, ROSS-SHIRE IV18 0DN
Telephone (0349) 852351 Telex 75265

Western "BARGAIN CORNER"

WATCH THIS CORNER EVERY MONTH!

We have reserved this space so that you know exactly where to turn for those SPECIAL OFFERS. Each month we shall feature item/s for A LIMITED PERIOD ONLY. THIS MONTH'S SPECIAL OFFERS until 30th June (or sold out)

DENTRON 'Clipperton L' 2Kw Linear Amp £399.00
TRIO TS-130S £460.00
YAESU FT-227RB £179.00
TRIO TR-2300 Reduced to ONLY £149.95
TRIO TR-7625 25W 2M ONLY £199.00
ICOM IC-280E £199.95
ICOM IC-BP3 £12.00
ICOM BC-30 £29.00
ICOM HM-9 £8.50
ICOM CABLE KIT £14.00
YAESU FT-720RU £212.75
YAESU FT-720RV £192.00
SWR METER TYPE 175 £8.05
SWR METER TYPE 181 £6.19

CB 40CH MOBILES
FM SETS TO UK SPEC.
SMALL SIZE!
ONLY 4 1/2" WIDE x 7 1/2" DEEP
x 1 1/2" HIGH.
SMALL PRICE!
ONLY £46.00

Western Electronics (UK) Ltd
FAIRFIELD ESTATE, LOUTH, LINCAS LN11 0JH
Tel: Louth (0507) 604955 Telex: 56121 WEST G

WE'RE MAKING A STAND FOR BETTER SOLDERING!

And including it in the NEW Antex all-in-one pack!

The new ST4 stand with the big sponge on it's own or in the SK5 and SK6 kits with the new CS and XS low-leakage soldering irons. These new models have tougher, cooler handles, detachable hooks, the well known Antex doubleshaft insulation, the big range of push-on bits and fitted with or without moulded-on safety plugs.

Model CS-BP — 17 Watts
Fitted with safety plug, 240 volts
R.R.P. £5.45



SK5 Soldering Kit
Contains Model CS230 iron
and the ST4 stand. R.R.P. £6.25

SK6 Soldering Kit
Contains Model XS230
and the ST4 stand. R.R.P. £6.35

SK5-BP and SK6-BP
Soldering kits fitted with
safety plugs.
SK5-BP kit R.R.P. £7.10
SK6-BP kit R.R.P. £7.20



Model XS-BP — 25 Watts
Fitted with safety plug,
240 volts

Model XS — 25 Watts
Available for 240 and 115 volts
R.R.P. £4.70
50, 24 and 12 volts
R.R.P. £4.80

R.R.P. £5.55

Model CS — 17 Watts
Available for 240 and 115 volts
R.R.P. £4.60
50, 24 and 12 volts
R.R.P. £4.80

Model CCN — 15 Watts
Ceramic shaft only 240 volts
R.R.P. £5.00

Model C — 15 Watts
Stainless steel shaft only.
240 and 115 volts
R.R.P. £4.60
50 and 24 volts
R.R.P. £4.80

TCSU1 Soldering Station
for safe 24 volt temperature-controlled
miniature soldering iron, variable tip
temperature 65 - 430°C, antistatic
earth connection,
with XSTC or CSTC iron.
R.R.P. £40.50



Model ST4 Stand.
R.R.P. £1.60

Excluding V.A.T.
(15%) and
Postage & Packing



PW/7/82

Made in England

ANTEX (Electronics) Ltd.,
Mayflower House, Plymouth, Devon.
Tel: 0752 667377 Telex: 45296

Please send literature and price list to:



Name _____ Address _____

Tel. _____

Our products are widely distributed by wholesalers
and retailers throughout the U.K. Please try your
local dealer.



Make it with MAPLIN



KEYBOARD WITH ELECTRONICS FOR ZX81

- * A full size, full travel 43-key keyboard that's simple to add to your ZX81 (no soldering in ZX81).
- * Complete with the electronics to make "Shift Lock", "Function" and "Graphics 2" single key selections making entry far easier.
- * Powered from ZX81's own standard power supply - with special adaptor supplied.
- * Two-colour print for key caps.
- * Amazing low price.

Full details in our projects book. Price 60p.
Order As XA03D
Complete kit for only £19.95 incl. VAT and carriage.
Order As LW72P

25W STEREO MOSFET AMPLIFIER



A superb new amplifier at a remarkably low price.

- * Over 26W per channel into 8Ω at 1kHz both channels driven.
- * Frequency response 20Hz to 40kHz ± 1dB.
- * Low distortion, low noise and high reliability power MOSFET output stage.
- * Extremely easy to build. Almost everything fits on main pcb, cutting interwiring to just 7 wires (plus toroidal transformer and mains lead terminations).
- * Complete kit contains everything you need including pre-drilled and printed chassis and wooden cabinet.

Full details in our projects book. Price 60p.
Order As XA03D
Complete kit for only £49.95 incl. VAT and carriage.
Order As LW71N

MATINEE ORGAN

Easy-to-build, superb specification. Comparable with organs selling for up to £1,000. Full construction details in our book. Price £2.50.
Order As XH55K.
Complete kits available:
Electronics - £299.95,
Cabinet - £99.50 (carriage extra).
Demo cassette price £1.99. Order As XX43W.



HOME SECURITY SYSTEM



Six independent channels - 2 or 4 wire operation. External horn. High degree of protection and long term reliability. Full details in our projects book.
Price 60p.
Order As XA02C.

MILES PER GALLON METER

Digital display shows how economical your driving is as you go along.
Complete kits available.
Full details in our projects book.
Price 60p.
Order As XA02C.



DIGITAL MULTI-TRAIN CONTROLLER

Control up to 14 trains individually on the same track with any four simultaneously! Low cost kits available. Full details in our projects book. Price 60p.
Order As XA02C.

MAPLIN ELECTRONIC SUPPLIES LTD.

All mail to:

P.O. Box 3, Rayleigh, Essex SS6 8LR
Tel: Sales (0702) 552911 General (0702) 554155

Shops at:

159 King St., Hammersmith, London W6. Tel: 01-748 0926
284 London Rd., Westcliff-on-Sea, Essex. Tel: (0702) 554000
Note: Shops closed Mondays

Don't miss out - get a copy of our catalogue now!
Over 140,000 copies sold already!

On sale now in all branches of WHSMITH price £1.

320 big pages packed with data and pictures of over 5,500 items.



Post this coupon now!

Please send me a copy of your 320 page catalogue. I enclose £1.25 (inc. 25p p&p). If I am not completely satisfied I may return the catalogue to you and have my money refunded.

If you live outside the U.K. send £1.68 or 12 International Reply Coupons.

Name _____

Address _____

PW/7/82