

FOR THE RADIO ENTHUSIAST ...

DECEMBER 1981

Practical wireless

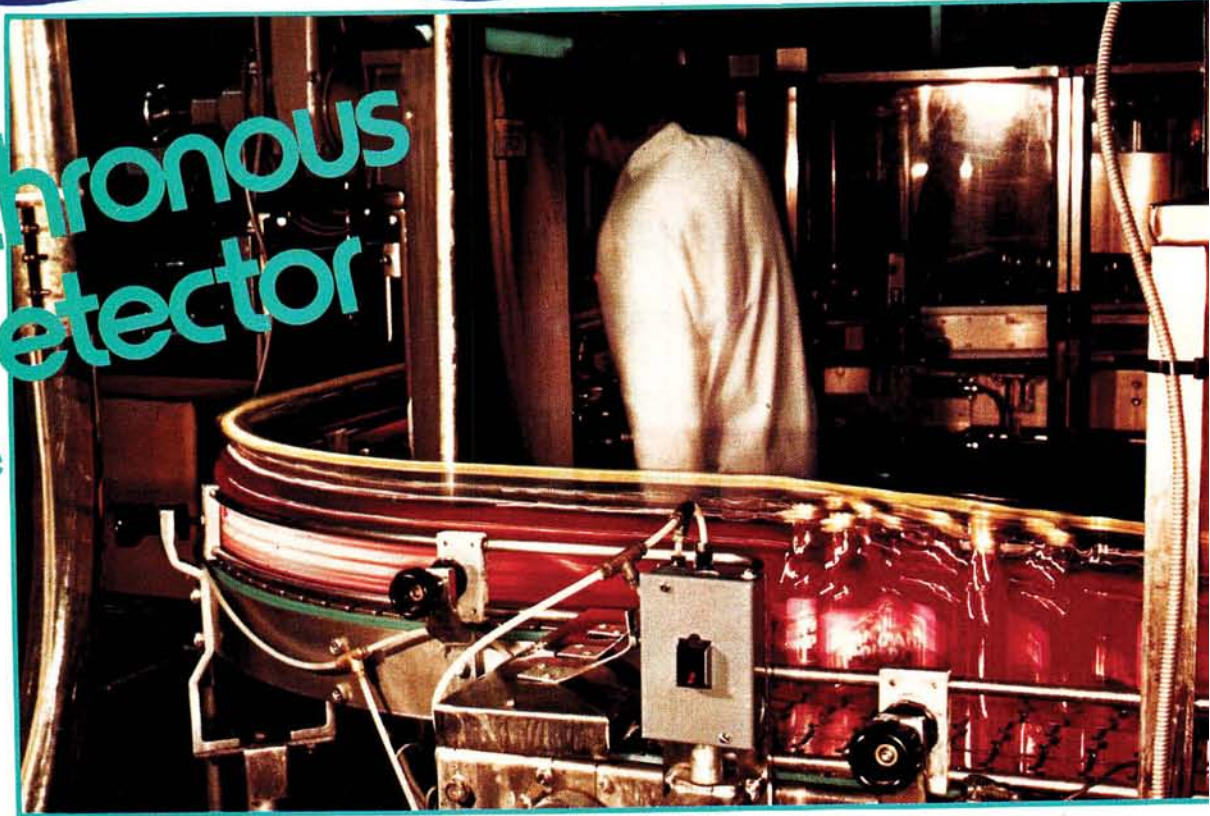
Australia \$1.28
New Zealand \$1.30
Malaysia \$4.50
IR £1.07 (inc. VAT)

75p



Synchronous Detector

Part One



and

EXTRA

Concluding section of A GLOSSARY OF RADIO TERMS

plus

AMATEUR RADIO & THE DISABLED

DO YOUR CHRISTMAS SHOPPING THE EASY WAY – THE BREDHURST WAY TO ORDER ANY OF THE ITEMS LISTED BELOW SIMPLY WRITE ENCLOSEING A CHEQUE OR PHONE AND QUOTE YOUR CREDIT CARD NO. – WE DO THE REST!

Bredhurst electronics

TS 7730



£247 inc. VAT

| TRIO | | £ | Carr. |
|--|--|--------|--------|
| TS830S | 160-10m Transceiver 9 Bands | 694.00 | (—) |
| VF0230 | Digital V.F.O. with Memories | 215.00 | (2.00) |
| AT230 | All Band ATU/Power Meter | 119.00 | (2.00) |
| SP230 | External Speaker Unit | 34.96 | (1.50) |
| DFC230 | Dig. Frequency Remote Controller | 179.00 | (1.50) |
| YK88C | 500Hz CW Filter | 29.60 | (0.50) |
| YK88CN | 270Hz CW Filter | 32.66 | (0.50) |
| TS130S | 8 Band 200W Pep Transceiver | 525.00 | (—) |
| TS130V | 8 Band 200W Pep Transceiver | 445.00 | (—) |
| VF0120 | External V.F.O. | 85.00 | (1.50) |
| TL120 | 200W Pep Linear for TS120V | 144.00 | (1.50) |
| MB100 | Mobile Mount for TS130/120 | 17.00 | (1.50) |
| SP120 | Base Station External Speaker | 23.00 | (1.50) |
| AT130 | 100W Antenna Tuner | 79.00 | (1.50) |
| PS20 | AC Power Supply – TS130V | 49.45 | (2.50) |
| PS30 | AC Power Supply – TS130S | 88.50 | (5.00) |
| MA5 | 5 Band Mobile Aerial System | 86.00 | (5.00) |
| MC50 | Dual Impedance Desk Microphone | 25.76 | (1.50) |
| MC35S | Fist Microphone 50K ohm IMP | 13.80 | (0.75) |
| MC30S | Fist Microphone 500 ohm IMP | 17.90 | (0.75) |
| LF30A | HF Low Pass Filter 1kW | 19.30 | (0.75) |
| TR9000 | 2M Synthesised Multimode | 389.00 | (—) |
| BO9 | Base Plinth for TR9000 | 34.90 | (1.50) |
| TR7800 | 2M Synthesised FM Mobile 25W | 284.00 | (—) |
| TR7730 | 2M Synthesised FM Compact Mobile 25W | 247.00 | (—) |
| TR2300 | 2M Synthesised FM Portable | 166.00 | (—) |
| VB2300 | 10W Amplifier for TR2300 | 58.00 | (1.50) |
| MB2 | Mobile Mount for TR2300 | 17.71 | (1.50) |
| RA1 | Flexible Rubber Antenna for TR2300 | 86.00 | (5.00) |
| TR2400 | 2M FM Synthesised Handheld | 198.00 | (—) |
| SMC24 | External Speaker/Microphone for 2400 | 13.80 | (1.00) |
| ST1 | Base Stand and Quick Charger | 45.00 | (1.50) |
| BC5 | 12V Quick Charger | 18.40 | (1.00) |
| SC3 | Soft Carrying Case Plus Belt Hook | 11.50 | (0.50) |
| PB24 | Spare Battery Pack and Charger Lead | 15.87 | (0.75) |
| TR8400 | 70cm FM Synthesised Mobile Transceiver | 334.00 | (—) |
| PS10 | Base Station Power Supply for 8400 | 64.00 | (2.00) |
| TR9500 | 70cm Synthesised Multimode | 449.00 | (—) |
| R1000 | Synthesised 200KHz-30MHz Receiver | 297.00 | (—) |
| SP100 | External Speaker Unit | 26.90 | (1.50) |
| HC10 | Digital Station World Time Clock | 58.80 | (1.50) |
| HS5 | Deluxe Headphones | 21.85 | (0.75) |
| HS4 | Economy Headphones | 10.35 | (0.75) |
| SP40 | Mobile External Speaker | 12.40 | (1.50) |
| ICOM | | | |
| IC730 | HF Mobile Transceiver 8 Band | 586.00 | (—) |
| IC720A | HF Transceiver & Gen. Cov. Receiver | 883.00 | (—) |
| PS15 | Power Supply for 720A | 99.00 | (3.00) |
| IC251E | 2M Multimode Base Station | 499.00 | (—) |
| IC25E | 2M Synthesised Compact 25W Mobile | 259.00 | (—) |
| IC290E | 2M Multimode Mobile | 366.00 | (—) |
| IC2E | 2M FM Synthesised Handheld | 169.00 | (—) |
| IC L1/2/3 | Soft Cases | 3.50 | (0.50) |
| IC HM9 | Speaker/Microphone | 12.00 | (0.75) |
| IC BC30 | 230V AC Base Charger and Hod | 39.00 | (1.50) |
| IC BC25 | 230V AC Trickle Charger | 4.25 | (0.75) |
| IC CP1 | Car Charging Lead | 3.20 | (0.50) |
| IC BP2 | 6V Nicad Pack for IC2E | 22.00 | (1.00) |
| IC BP3 | 9V Nicad Pack for IC2E | 17.70 | (1.00) |
| IC BP4 | Empty Case for 6 x AA Nicads | 5.80 | (0.75) |
| IC BP5 | 11.5V Nicad Pack for IC2E | 30.50 | (1.50) |
| IC DC1 | 12V Adaptor Pack for IC2E | 8.40 | (0.75) |
| IC ML1 | 10W Booster | 49.00 | (1.00) |
| TV INTERFERENCE AIDS | | | |
| Ferrite Rings 1 1/2" dia. per pair | 0.80 | (0.20) | |
| Toroid Filter TV Down Lead | 2.00 | (0.50) | |
| Low Pass Filter LP30 100W | 3.95 | (0.50) | |
| Trio Low Pass Filter LF30A 1kW | 19.30 | (0.75) | |
| Yaesu Low Pass Filter FF501DX 1kW | 22.25 | (0.75) | |
| HP4A High Pass Filter TV Down Lead | 5.95 | (—) | |
| ANTENNA BITS | | | |
| H1-Q Balun 1:1 5kV pup (PL259 Fitting) | 9.95 | (0.75) | |
| T Piece Polyprop Dipole Centre | 1.00 | (0.20) | |
| Ceramic Strain Insulators | 0.40 | (0.10) | |
| Small Egg Insulators | 0.40 | (0.10) | |
| Large Egg Insulators | 0.50 | (0.10) | |
| 75 ohm Twin Feeder – Light Duty-Per Meter | 0.16 | (0.02) | |
| 300 ohm Twin Feeder – Per Meter | 0.14 | (0.02) | |
| URM67 Low Loss 50 ohm Coax-Per Meter | 0.60 | (0.20) | |
| UR76 50 ohm Coax-Per Meter | 0.25 | (0.05) | |
| Please send total postage indicated Any excess will be refunded. | | | |

| MICROWAVE MODULES | | |
|-------------------|---|--------|
| MMT144/28 | 2M Transverter for HF Rig | 99.00 |
| MMT432/28S | 70cm Transverter for HF Rig | 149.00 |
| MMT432/144R | 70cm Transverter for 2M Rig | 184.00 |
| MMT70/28 | 4M Transverter for HF Rig | 115.00 |
| MMT70/144 | 4M Transverter for 2M Rig | 115.00 |
| MMT1296/144 | 23cm Transverter for 2M Rig | 184.00 |
| MML144/25 | 2M 25W Linear Amp (3W I/P) | 59.00 |
| MML144/40 | 2M 40W Linear Amp (10W I/P) | 77.00 |
| MML144/100S | 2M 100W Linear Amp (10W I/P) | 129.00 |
| MML432/20 | 70cm 20W Linear Amp (3W I/P) | 77.00 |
| MML432/50 | 70cm 50W Linear Amp (10W I/P) | 119.00 |
| MML432/100 | 70cm 100W Linear Amp (10W I/P) | 228.64 |
| MM2000 | RTTY to TV Converter | 169.00 |
| MM4000 | RTTY Transceiver | 269.00 |
| MMC50/28 | 6M Converter to HF Rig | 27.90 |
| MMC70/28 | 4M Converter to HF Rig | 27.90 |
| MMC144/28 | 2M Converter to HF Rig | 27.90 |
| MMC432/28S | 70cm Converter to HF Rig | 34.90 |
| MMC432/144S | 70cm Converter to 2M Rig | 34.90 |
| MMC435/600 | 70cm ATV Converter | 27.90 |
| MMK1296/144 | 23cm Converter to 2M Rig | 59.80 |
| MMD050/500 | 500MHz Digital Frequency Meter | 69.00 |
| MMD600P | 600MHz Prescaler | 23.00 |
| MMDP1 | Frequency Counter Probe | 11.50 |
| MMA28 | 10M Preamp | 14.95 |
| MMA144V | 2M RF Switched Preamp | 34.90 |
| MMF144 | 2M Band Pass Filter | 9.90 |
| MMF432 | 70cm Band Pass Filter | 9.90 |
| MMS1 | The Morse Talker | 99.00 |
| DATONG PRODUCTS | | |
| PC1 | General Coverage Converter HF on 2M Rig | 120.75 |
| VLF | Very Low Frequency Converter | 25.30 |
| FL1 | Frequency Agile Audio Filter | 67.85 |
| FL2 | Multi-mode Audio Filter | 89.70 |
| ASP/B | Auto RF Speech Clipper (Trio Plug) | 79.35 |
| ASP/A | Auto RF Speech Clippers (Yaesu Plug) | 79.35 |
| D75 | Manually controlled RF Speech Clipper | 56.35 |
| RFC/M | RF Speech Clipper Module | 26.45 |
| D70 | Morse Tutor | 49.45 |



| AD270 | Indoor Active Dipole Antenna | 37.95 |
|---------------------------|--|---------------|
| AD370 | Outdoor Active Dipole Antenna | 51.75 |
| MPU1 | Mains Power Unit | 6.90 |
| MORSE EQUIPMENT | | |
| MK704 | Squeeze Paddle | 10.50 (0.50) |
| HK707 | Up/Down Key | 10.50 (0.50) |
| HK704 | Deluxe Up/Down Key | 14.50 (0.50) |
| EKM1A | Pretense Oscillator | 8.75 (0.50) |
| EK121 | Elbug | 29.95 (0.50) |
| EKM1A | Matching Side Tone Monitor | 10.95 (0.50) |
| EK150 | Electronic Keyer | 24.00 (—) |
| ROTATORS | | |
| KR250 | Kenpro Lightweight 1-1 1/2" mast | 44.95 (2.00) |
| Hirschman | RO250 VHF Rotor | 49.95 (2.00) |
| 9502B | Colorator (Med. VHF) | 49.95 (2.00) |
| KR400RC | Kenpro (HF) Complete with Lower Clamps | 99.95 (2.50) |
| KR600RC | Kenpro (Med HF) Complete with Lower Clamps | 139.95 (3.00) |
| DESK MICROPHONES | | |
| SHURE 444D | Dual Impedance | 29.95 (1.50) |
| SHURE 526T | Mk II Power Microphone | 39.95 (1.50) |
| ADONIS AM502 | Compression Mic 1 O/P | 39.00 |
| ADONIS AM601 | Compression Mic + Meter 1 O/P | 49.00 |
| ADONIS AM 802 | Compression Mic + Meter 3 O/P | 59.00 |
| MOBILE SAFETY MICROPHONES | | |
| ADONIS AM 202S | Clip-on | 20.95 |
| ADONIS AM 202F | Swan Neck + Up/Down Buttons | 30.00 |
| ADONIS AM 202H | Head Band + Up/Down Buttons | 30.95 |
| DAIWA RM940 | Infra Red Link | 45.00 (0.75) |
| HAND MICROPHONES | | |
| T.A. 600 | Fist Mic. | 4.95 (0.50) |
| Power Mic. | Wide Impedance | 9.95 (0.75) |
| TRIO MC30/35 | 600/50K IMP | 13.80 (0.75) |
| YAESU YE7A/YD846 | 600/50K IMP | 5.75 (0.75) |
| SHURE 201 | High IMP. Quality Mic. | 14.50 (0.75) |
| TEST EQUIPMENT | | |
| Drae VHF Wavemeter | 130-450MHz | 24.95 (—) |
| FXI Wavemeter | 250MHz MAX | 28.00 (0.75) |
| DM81 | Trio Dip Meter | 51.75 (0.75) |
| MMD50/500 | Microwave Modules Frequency Counter | 69.00 (0.75) |

| | | |
|---------------|--|---------------|
| YAESU FT902DM | 160-10m 9 Band Transceiver | 799.00 (—) |
| FC902 | All Band A.T.U. | 126.00 (1.50) |
| SP901 | External Speaker | 28.75 (1.50) |
| FT101Z | 160-10m 9 Band Transceiver (FM) | 529.00 (—) |
| FT101ZD | 160-10m 9 Band Transceiver (FM) Digital R.O. | 599.00 (—) |
| DCT101Z | DC/DC Power Pack | 34.50 (1.50) |
| FAN101Z | Cooling Fan for 101Z/ZD | 13.80 (0.75) |
| FT707 | 8 Band Transceiver 200W Pep | 529.00 (—) |
| FT707S | 8 Band Transceiver 200W pep | 454.00 (—) |
| FP707 | Matching Power Supply | 109.00 (5.00) |
| FTV707R(2) | Transverter – 2M | 183.00 (—) |
| FV707DM | Digital V.F.O. | 186.00 (—) |
| FC707 | Matching A.T.U./Power Meter | 80.50 (1.00) |
| MR7 | Metal Rack for FT707 | 14.95 (1.00) |
| MMB2 | Mobile Mounting Bracket for FT707 | 16.10 (1.00) |
| FRG7 | General Coverage Receiver | 189.00 (—) |
| FRG7700 | 200KHz-30MHz Gen. Coverage Receiver | 309.00 (—) |
| FRG7700M | As above but with Memories | 389.00 (—) |
| FRT7700 | Antenna Tuning Unit | 34.75 (1.00) |
| FT208R | 2M FM Synthesised Handheld | 190.00 (—) |
| FT708R | 70cm FM Synthesised Handheld | 199.00 (—) |
| NC7 | Base Trickle Charger | 24.55 (1.30) |
| NC8 | Base Fast/Trickle Charger | 41.40 (1.50) |
| NC9C | Compact Trickle Charger | 7.65 (0.75) |
| FBA2 | Battery Sleeve for use with NC7/8 | 2.70 (0.50) |
| FN8Z | Spare Battery Pack | 16.10 (0.75) |
| PA3 | 12V DC Adaptor | 12.25 (0.75) |
| FT480R | 2M Synthesised Multimode | 359.00 (—) |
| FT780R | 70cm Synthesised Multimode (1.6MHz Shift) | 429.00 (—) |
| FP80 | Matching 230V AC Power Supply | 59.00 (1.50) |

★ AS REVIEWED ★

| FT290R | 2M Portable Synthesised Multimode | 229.00 (—) |
|-----------------------|--------------------------------------|---------------|
| MMB11 | Mobile Mounting Bracket | 20.70 (1.00) |
| CSC1 | Soft Carrying Case | 3.45 (0.75) |
| NC11C | 240V AC Trickle Charger | 7.65 (0.75) |
| FL2010 | Matching 10W Linear | 59.75 (1.20) |
| Nicads | 2.2 AMP HR Nicads Each | 2.50 (—) |
| FL2100Z | 160-10m 1200Watt Linear | 385.00 (5.00) |
| FF501DX | H.F. Low Pass Filter 1kW | 22.25 (0.75) |
| FSP1 | Mobile External Speaker 8 ohm 6W | 9.60 (0.75) |
| YH55 | Headphones 8 ohm | 9.95 (0.75) |
| YH77 | Lightweight Headphones 8 ohm | 10.75 (0.75) |
| QTR24D | World Clock (Quartz) | 25.70 (0.75) |
| YM24A | Speaker/Mic 207/208/708 | 16.85 (0.75) |
| YD14A | Stand Microphone Dual IMP 4 Pin Plug | 19.15 (1.50) |
| YM34 | As 14B but 8 Pin Plug | 18.80 (1.50) |
| YM38 | As 34 but up/down Scan Buttons | 22.60 (1.50) |
| FDK VHF/UHF EQUIPMENT | | |
| Multi 700EX | 2M FM Synthesised 25W Mobile | 189.00 (—) |
| Multi 750E | 2M Multimode Mobile Expander | 289.00 (—) |
| Multi 750E | 70cm Transverter for M750E | 169.00 (—) |
| STANDARD VHF/UHF | | |
| C78 | 70cm FM Portable | 219.00 (—) |
| CPB78 | 10W Matching Linear | 67.50 (1.50) |
| C58 | 2M Multimode Portable | 239.00 (—) |
| CPB58 | 25W Matching Linear | 79.50 (1.50) |
| CMB | Mobile Bracket | 19.95 (1.00) |
| CLB | Soft Carrying Case | 6.95 (0.75) |
| C12/230 | Charger | 7.59 (0.75) |

DRAE POWER SUPPLIES

All with Over-Volts – Current Limit and Thermal Protection

| | | | |
|-------|--------------|--------|--------------|
| 4 AMP | 27.95 (1.50) | 12 AMP | 69.00 (2.00) |
| 6 AMP | 44.95 (2.00) | 24 AMP | 99.00 (3.00) |



| SWR – POWER METER | | |
|-------------------|----------------------------------|--------------|
| Model 110 | H.F./2M Calibrated Power Reading | 11.50 (0.50) |
| SWR25 | H.F./2M Twin Meter | 11.50 (0.50) |
| UH74 | 2M/70 | 13.95 (0.50) |
| WELZ SP15M | H.F./2M 200W | 29.00 (0.75) |
| WELZ SP200 | H.F./2M | 59.00 (0.75) |
| WELZ SP300 | H.F./2M/70 | 79.00 (0.75) |
| WELZ SP400 | 2M/70 | 59.00 (—) |
| DAIWA SW110A | H.F./2M | 35.00 (—) |
| DAIWA CN620A | H.F./2M Cross Pointers | 52.80 (—) |
| DAIWA CN630 | 2M/70 Cross Pointers | 71.00 (—) |
| DUMMY LOADS | | |
| DL30 | PL259 30W MAX | 5.00 (0.50) |
| DL60 | PL259 60W MAX | 8.80 (0.70) |
| DL60 | N TYPE 60W MAX | 16.50 (0.70) |
| DL150 | PL259 150W MAX | 14.95 (0.75) |
| DL600 | SO239 600W MAX | 29.95 (1.50) |
| DL1000 | SO239 1000W MAX | 39.95 (1.50) |

MAIL ORDER

Mon-Sat. 9-12.30/1.30-5.30

All prices correct at time of going to press.

BREDHURST ELECTRONICS

HIGH STREET, HANDCROSS, WEST SUSSEX. TEL. 0444 400786

RETAIL

Mon-Sat. 9-12.30/1.30-5.30

BARCLAYCARD

VISA



EDITORIAL OFFICES

Practical Wireless
Westover House
West Quay Road
Poole, Dorset BH15 1JG
☎ Poole 71191

Geoff Arnold T.Eng(CEI) G3GSR
Editor

Dick Ganderton C.Eng., MIERE, G8VFN
Assistant Editor

Peter Metalli
Art Editor

John Fell G8MCP
Technical Editor

Alan Martin G8ZPW
News & Production Editor

Elaine Howard G4LFM
Technical Sub-Editor

Rob Mackie
Technical Artist

Keith Woodruff
Assistant Art Editor

Sylvia Barrett
Secretarial

ADVERTISEMENT OFFICES

Practical Wireless
King's Reach Tower
Stamford Street
London SE1 9LS
Telex: 915748 MAGDIV-G

Dennis Brough
Advertisement Manager
☎ 01-261 6636
☎ 01-261 6872

Roger Hall G8TNT (Sam)
Ad. Sales Executive
☎ 01-261 6807

Claire Gerrish
Secretary
☎ 01-261 6636

Barbara Blake
Classified Supervisor
☎ 01-261 5897

Dave Kerindi
Make-up & Copy
☎ 01-261 6570

COPYRIGHT

© IPC Magazines Limited 1981. Copyright in all drawings, photographs and articles published in *Practical Wireless* is fully protected and reproduction or imitation in whole or in part is expressly forbidden. All reasonable precautions are taken by *Practical Wireless* to ensure that the advice and data given to our readers are reliable. We cannot however guarantee it and we cannot accept legal responsibility for it. Prices are those current as we go to press.

Practical Wireless

DECEMBER 1981 VOL. 57 NO. 12 ISSUE 897

contents

- 20 Crystal Calibrator**
R. A. Penfold
- 24 Radio Special Product Report**
Yaesu FT-290R 2m Multi-mode Portable
- 29 The Key to Morse—3**
Elaine Howard G4LFM
- 32 Introducing SSTV—5**
Mervyn J. Axson G8WHG
- 34 Follow-up to The Basics of TV DXing**
Roger Bunney
- 40 Air Test**
Daiwa CNA-1001 Automatic ATU
- 43 PW "Winton" Stereo Tuner—3**
E. A. Rule
- 50 Passport to Amateur Radio—5**
John Thornton-Lawrence GW3JGA
- 56 Amateur Radio and the Disabled**
- 58 Synchronous Detector—1**
R. Myers G8LUL
- 60 LC Calculations Simplified**
G. P. Stancey G3MCK
- 63 Special Pliers Offer**
- 77 Index—Practical Wireless 1981**

EXTRA THIS MONTH
PW Glossary of Radio Terms (Part 2)

Our thanks to Panda Soft Drinks Ltd., Blandford, for allowing us to photograph their bottling plant for our cover this month

- | | |
|------------------------|----------------------------|
| 95 Advert Index | 48 Mods |
| 40 Air Test | 49 News |
| 55 Binders | 37 Next Month |
| 19 Comment | 65 On the Air |
| 55 Kindly Note | 38 Production Lines |
| 55 Letters | 19 Services |

The TS-830S has every conceivable operating feature built in for full and lasting enjoyment of the HF bands. It combines VBT (variable band width tuning), IF shift and an IF notch filter as well as very sharp filters in the 455KHz second IF.

TS-830S

£694.83 inc VAT Securicor carr. £4.50



The TS-530S is an HF transceiver based on the reputation of the TS-520 series. Included are, of course, the new bands and the rig has both digital and analogue frequency readout.

TS-530S

£534.98 inc VAT Securicor carr. £4.50



The TS-130S is the mobile 200 watts Pep HF transceiver from Trio, again featuring the three new bands. Just the rig for mobile high power operation. Also available the TS-130V – a 20 watt Pep version.

TS-130S

£525.09 inc VAT TS-130V £445.05 inc VAT



MAKE MOBILE OPERATION A PLEASURE

A digital frequency remote controller complete with up/down microphone and having four memories. Ideal for simpler mobile operation. Compatible with the TS-830S, TS-530S, TS-130S and V and the TS-120 series.

DFC-230

£179.86 inc VAT Securicor carr. £4.50

LOWE IN LONDON

NOW OPEN, OUR SHOP IN THE CITY
278 PENTONVILLE ROAD, LONDON N1 9NP.



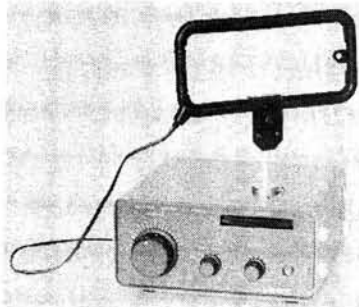
RECEIVERS & ACCESSORIES

| | | | |
|-----------|---|---------|------|
| R1000 | Synthesised 200KHz-30MHz receiver. Price includes dc kit fitted | Inc VAT | Carr |
| HC10 | Digital station world time clock | 297.85 | 4.50 |
| HS5 | Deluxe headphones for all TRIO equipment | 58.88 | 1.50 |
| HS4 | Economy headphones | 21.85 | .75 |
| CS201/TW2 | Two way 50 ohm coax switch. 0-500MHz | 10.35 | .75 |
| FB89A | 1:1 50 ohm balun. 1KW pep rating. For use as dipole centre | 11.98 | .75 |
| DPX | Allows single feed line to VHF/UHF aeriels. Reduces cable cost | 11.50 | .75 |
| SRX300 | Digital readout HF receiver. 500KHz-30MHz. AM/SSB/CW | 10.50 | 1.00 |
| | | 215.00 | 4.50 |

UL-1000 £39.50 inc VAT

The UL-1000 is a new concept in receiving station accessories and will help any keen listener to improve the performance of his station, particularly in the difficult conditions existing in the medium wave band (500KHz-1.6MHz).

The UL-1000 is a self-contained variable gain, tuned preamplifier suitable for use with various aerial systems. A particular feature of the UL-1000 is the use of a high Q loop aerial for the 500KHz-1.6MHz band.



TRIO

pacesetter in amateur radio



Trio 8400 the new way to 70cm FM mobile, a fully synthesized 430 440MHz 10 watt output, mobile transceiver with memories, 2 separate VFO's all in a truly amazing compact package. Complete with up/down frequency shift microphone and car mounting bracket the TR8400 is the way to go... 70cm is on the move.

TR-8400 70cm FM mobile £334.88 inc VAT. Securicor carriage £4.50



TR-9000 The exciting TR-9000 2-metre all-mode transceiver combining the convenience of FM with long distance SSB and CW in a very compact, very affordable package. Because of its compactness the TR-9000 is ideal for mobile installation, add on its fixed station accessories and it becomes the obvious choice for your shack.

TR-9000 2 Metre Multimode £394.00 inc VAT. Carriage by Securicor £4.50



TR-7800 Trio's remarkable TR-7800 2-metre FM mobile transceiver provides all the features you could desire for maximum operating enjoyment. Frequency selection is easier than ever, and the rig incorporates new memory development for repeater shift, priority, and scan. The TR-7800 by Trio, the only FM mobile.

TR-7800 The Ultimate 2 Metre Mobile FM rig £284.97 inc VAT. Carriage by Securicor £4.50



The TR9500, a 70 cm multimode mobile giving SSB, FM and CW operation in a compact rig based on the phenomenally successful 2 metre 9000. Combining the convenience of FM with the "DX ability" of SSB on the 70 cm band this is the rig all discerning VHF and UHF amateurs have been waiting for.

TR-9500 70cm multimode £449.88 inc VAT carriage £4.50

| | | | | |
|----------|--|--------|--------|------|
| CN520 | 1.8-60MHz mini cross needle power/SWR meter | 28.26 | 32.50 | 1.50 |
| CN540 | 50-150MHz mini cross needle power/SWR meter | 30.44 | 35.00 | 1.50 |
| CN620A | 1.8-150MHz cross pointer power and SWR meter. Up to 1KW | 45.92 | 52.81 | 1.50 |
| CN630 | 140-450MHz cross pointer power and SWR meter. Up to 200W | 65.22 | 75.00 | 1.50 |
| CN650 | 1.2-2.5GHz cross pointer power and SWR meter. Up to 20W | 82.61 | 95.00 | 1.50 |
| CNW518 | 3-30MHz 8 band hi power tuner and cross needle power meter | 152.17 | 175.00 | 2.00 |
| CNA1001A | Fully automatic all band ATU. Includes cross pointer power meter | 135.85 | 155.00 | 2.00 |
| CNA2002 | As for CNA1001A but 2KW rating for tuner and power meter | 198.26 | 228.00 | 2.00 |
| SW110A | SWR/power meter 1.8-150MHz. 0-20 and 0-200W. Not cross pointer | 26.00 | 29.90 | 1.25 |

THE DAIWA FAMILY

| | | | |
|--------|--|--------|------|
| AR740 | 70cm FM synthesised handheld transceiver | 195.00 | 2.00 |
| AR240A | 2m FM 1W synthesised handheld complete with NiCad pack etc. | 158.00 | 2.00 |
| AR245 | 2m FM 5W synthesised handheld complete with NiCad etc. | 178.00 | 2.00 |
| ARMS | External mic/speaker | 10.50 | 1.00 |
| ARCC | Carrying case | 4.10 | .75 |
| ARHA | Optional helical antenna | 4.10 | .75 |
| ARBC | 12V battery charger. (Mains charger included with transceiver) | 4.10 | .75 |
| AR30 | 25W 2 metre linear. RF switched. 12V powered | 38.50 | 1.75 |

THE AOR FAMILY

PRICES & SPECIFICATION SUBJECT TO CHANGE WITHOUT NOTICE

HEAD OFFICE AND SERVICE CENTRE

Chesterfield Road, Matlock, Derbys. Tel. 0629 2817 or 2430.

Open Tuesday-Friday 9-5.30, Saturday 9-5.00. Closed for lunch 12.30-1.30.

For all that's best in ham radio, contact us at Matlock.

For full catalogues send 70p in stamps with your address. Mark enquiry PW.



All these advantages...


- Instant all-weather starting
- Smoother running
- Continual peak performance
- Longer battery & plug life
- Improved fuel consumption
- Improved acceleration/top speed
- Extended energy storage

..in kit form

SPARKRITE X5 is a high performance, top quality inductive discharge electronic ignition system designed for the electronics D I Y world. It has been tried, tested and proven to be utterly reliable. Assembly only takes 1-2 hours and installation even less due to the patented 'clip on' easy fitting.

The superb technical design of the Sparkrite circuit eliminates problems of the contact breaker. There is no misfire due to contact breaker bounce which is eliminated electronically by a pulse suppression circuit which prevents the unit firing if the points bounce open at high R.P.M. Contact breaker burn is eliminated by reducing the current by 95% of the norm.

There is also a unique extended dwell circuit which allows the coil a longer period of time to store its energy before discharging to the plugs. The unit includes built in static timing light, systems function light, and security changeover switch. Will work all rev counters.



Fits all 12v negative-earth vehicles with coil/distributor ignition up to 8 cylinders.

THE KIT COMPRISES EVERYTHING NEEDED

Die pressed case. Ready drilled aluminium extruded base and heat sink, coil mounting clips and accessories. All kit components are guaranteed for a period of 2 years from date of purchase. Fully illustrated assembly and installation instructions are included.

Roger Clark the world famous rally driver says "Sparkrite electronic ignition systems are the best you can buy."



Sparkrite

HIGH PERFORMANCE ELECTRONIC IGNITION

Electronics Design Associates, 82 Bath Street, Walsall, WS1 3DE.

Electronics Design Associates, Dept. PW/12/81
82 Bath Street, Walsall, WS1 3DE. Phone: (0922) 614791

Name _____
Address _____

Phone your order with Access or Barclaycard

Inc. V.A.T. and P.P.

QUANTITY REQ'D.

I enclose cheque PO's for

X5KIT £16.95

£
Cheque No.

ACCESS OR BARCLAY CARD No.

Send SAE if brochure only required.

RST

VALVE MAIL ORDER CO.
Climax House
159 Fallsbrook Road, London SW16 6ED
SPECIAL EXPRESS MAIL ORDER SERVICE

| | | | | | | | | | |
|--------|-------|--------|-------|-----------|--------|--------|-------|---------|-------|
| AZ31 | Ep | EM87 | 1.50 | PY81 | 0.84 | 6AN5 | 4.74 | 607 | 2.20 |
| CL33 | 1.10 | EN91 | 3.50 | PY82 | 0.80 | 6AN8A | 3.45 | 6SA7 | 1.45 |
| DY36/7 | 2.00 | EY51 | 1.75 | PY83 | 0.70 | 6AQ5 | 0.96 | 6SC7 | 1.50 |
| DY802 | 0.84 | EY86 | 0.84 | PY86 | 0.88 | 6AR5 | 1.98 | 6S7 | 1.60 |
| EB8CC | 3.36 | EY88 | 1.75 | PY500A | 0.80 | 6AS6 | 4.98 | 6SK7 | 1.30 |
| E180F | 8.40 | EY500A | 1.94 | PY800 | 1.84 | 6AS7GA | 6.75 | 6SL7GT | 2.68 |
| E810F | 14.47 | EZ80 | 0.84 | PY801 | 0.84 | 6AT6 | 0.85 | 6SN7GT | 1.60 |
| EABC80 | 1.20 | EZ81 | 0.84 | QQV02-6 | 14.06 | 6AU5GT | 4.32 | 6SS7 | 1.80 |
| EB91 | 0.82 | GY501 | 2.75 | QQV03-10 | | 6AU6 | 1.08 | 6SG7M | 2.50 |
| EBF80 | 0.50 | GZ32 | 1.25 | | 5.80 | 6AW8A | 3.39 | 6U8 | 0.60 |
| EBF89 | 0.85 | GZ33 | 4.00 | QQV03-20A | | 6B7 | 1.50 | 6V8GT | 1.60 |
| EC91 | 7.56 | GZ37 | 4.00 | QQV06-40A | | 6B8 | 1.75 | 6X4 | 1.20 |
| ECC33 | 3.50 | KT61 | 3.50 | | £55.10 | 6BA6 | 1.00 | 6X5GT | 0.85 |
| ECC35 | 3.50 | KT66 | 10.00 | QV03-12 | 4.46 | 6BA7 | 5.12 | 7C5 | 2.95 |
| ECC81 | 0.88 | KT77 | 8.00 | R18 | 4.25 | 6BE6 | 1.08 | 7C6 | 2.25 |
| ECC82 | 0.72 | KT88 | 12.00 | R19 | 1.44 | 6BH6 | 1.52 | 7S7 | 2.25 |
| ECC83 | 0.88 | N78 | 9.00 | SP41 | 8.00 | 6B6 | 1.08 | 7T6 | 1.60 |
| ECC85 | 1.20 | OA2 | 2.00 | SP61 | 2.00 | 6BN6 | 1.65 | 12A7T | 0.88 |
| ECC88 | 1.90 | OB2 | 2.55 | U19 | 13.75 | 6BR7A | 3.72 | 12AU7 | 0.72 |
| ECC91 | 8.93 | OC3 | 1.92 | U25 | 1.16 | 6BR8 | 1.75 | 12AX7 | 0.88 |
| ECP80 | 1.08 | OD3 | 1.92 | U26 | 1.44 | 6BS7 | 4.00 | 12BA6 | 2.19 |
| ECH35 | 2.00 | PC86 | 1.40 | U37 | 9.00 | 6BV6 | 4.00 | 12BE6 | 2.43 |
| ECH42 | 1.15 | PC88 | 1.40 | UABC80 | 1.25 | 6BW7 | 1.52 | 12BY7 | 2.70 |
| ECH81 | 1.20 | PC92 | 1.28 | UBF89 | 1.20 | 6BZ6 | 2.37 | 12G7A | 4.17 |
| ECL80 | 1.00 | PC97 | 1.20 | UCH42 | 1.20 | 6C4 | 0.88 | 30FL1/2 | 1.12 |
| ECL82 | 1.00 | PC900 | 1.20 | UCH81 | 2.32 | 6C6 | 1.75 | 30P4 | 1.20 |
| ECL83 | 1.50 | PCF80 | 1.00 | UCL82 | 1.04 | 6CB6A | 2.49 | 30P19 | 1.20 |
| ECL86 | 1.20 | PCF82 | 1.00 | UCL83 | 1.44 | 6CD5GA | 5.07 | 30PL13 | 1.80 |
| EF37A | 3.50 | PCF86 | 1.60 | UF89 | 1.44 | 6CL6 | £3.72 | 30PL14 | 1.68 |
| EF39 | 2.75 | PCF801 | 1.60 | UL41 | 2.50 | 6CH6 | 10.40 | 75C1 | 2.35 |
| EF41 | 2.00 | PCF802 | 1.90 | UL84 | 1.20 | 6CW4 | 7.68 | 85A2 | 2.39 |
| EF42 | 2.00 | PCF805 | 1.60 | UY41 | 1.25 | 6D6 | 1.75 | 90C1 | 2.44 |
| EF50 | 1.50 | PCF808 | 1.60 | UY85 | 1.04 | 6D05 | 5.94 | 150B2 | 3.02 |
| EF54 | 5.00 | PCH200 | 1.60 | VR105/30 | 1.92 | 6EA8 | 2.94 | 150C2 | 1.92 |
| EF55 | 2.50 | PCL22 | 1.00 | VR150/30 | 1.92 | 6E45 | 1.85 | 150C4 | 2.39 |
| EF80 | 0.80 | PCL83 | 2.00 | Z759 | 16.80 | 6F6 | 1.75 | 572B | 27.50 |
| EF86 | 1.52 | PCL84 | 1.00 | Z803U | 7.90 | 6GK6 | 2.67 | 805 | 20.00 |
| EF91 | 1.80 | PCL85 | 1.08 | 2D21 | 3.50 | 6H6 | 1.50 | 807 | 3.75 |
| EF92 | 5.81 | PCL86 | 1.08 | 3B28 | 14.35 | 6HS6 | 3.77 | 811A | 15.33 |
| EF183 | 0.80 | PCL805 | 1.08 | 4CX250B | | 6J5 | 2.50 | 812A | 18.33 |
| EH90 | 1.40 | PFL200 | 1.80 | 5R4GY | 3.50 | 6J6 | 3.50 | 813 | 79.26 |
| EL32 | 1.50 | PL36 | 1.20 | 5U4G | 1.52 | 6J86A | 4.56 | 872A | 21.47 |
| EL33 | 3.50 | PL81 | 1.20 | 5V4G | 1.52 | 6J56C | 5.58 | 931A | 15.78 |
| EL34 | 2.20 | PL82 | 1.20 | 5Y3GT | 0.85 | 6K4N | 1.25 | 205V | 6.96 |
| EL36 | 1.60 | PL83 | 2.22 | 5Z3 | 1.50 | 6K6GT | 1.30 | 5763 | 3.75 |
| EL81 | 3.50 | PL84 | 1.08 | 5Z4GT | 1.50 | 6K7 | 1.50 | 5814A | 3.72 |
| EL84 | 1.00 | PL504 | 1.40 | 6/3DL2 | 1.56 | 6K8 | 1.75 | 5842 | 12.09 |
| EL86 | 2.50 | PL508 | 1.80 | 6AB7 | 1.50 | 6KD6 | 6.36 | 6080 | 6.85 |
| EL91 | 7.14 | PL509 | 3.20 | 6AH6 | 4.71 | 6L6G | 2.50 | 6146A | 10.64 |
| EL95 | 1.32 | PL519 | 3.20 | 6AK5 | 3.60 | 6L6GC | 2.50 | 6146B | 8.12 |
| EL360 | 8.50 | PL802 | 2.96 | 6AL5 | 0.22 | 6L7 | 2.00 | 6883B | 12.73 |
| EM81 | 1.00 | PY33 | 1.10 | 6AM6 | 1.80 | 6L6Q | 6.72 | 6973 | 3.87 |
| | | | | | | | | 7560 | 9.96 |
| | | | | | | | | 7586 | 10.14 |
| | | | | | | | | 7587 | 17.49 |

Open daily to callers: Mon-Fri 9 a.m.-5 p.m.
Valves, Tubes and Transistors - Closed Saturday
Terms C.W.O. only - Tel. 01-677 2424-7.
Quotations for any types not listed S.A.E.
Prices excluding VAT add 15%
Post and packing 35p per order
Telex 946708
Prices correct when going to press



BECOME A RADIO AMATEUR

Learn how to become a radio amateur in contact with the whole world. We give skilled preparation for the G.P.O. licence.
No previous knowledge required.

Brochure without obligation to :-
British National Radio & Electronic School
READING, BERKS. RG1 1BR

Name

Address

PW/12/815 BLOCK CAPS PLEASE

CHATTER- BOXES SERVED HERE.



Realistic is the biggest name in Citizens Band Radio and accessories – and you will be able to buy the full range at Tandy – the world's largest retailer of CB equipment!

REALISTIC®
CB from Tandy

WATCH PRESS FOR FORTHCOMING ANNOUNCEMENTS



ICOM

from **Thanet Electronics Ltd**
143 Reculver Road, Herne Bay, Kent
Tel: 02273 63859



IC290E. TWO METRE MULTIMODE MOBILE. 10W RF output on SSB, CW and FM. Standard and non-standard repeater shifts. 5 memories and priority channel. Memory scan and band scan, controlled at front panel or microphone. Two VFO's. LED S-meter. 25KHz and 1KHz on FM – 1KHz and 100Hz tuning steps. Instant rev-repeat.



IC25E. 25W 2M FM MOBILE. Amazingly small. Two VFO's, five memories, priority channel, full duplex and reverse, LED S-meter, 25KHz or 5KHz step tuning, same multi-scanning functions as the 290 from mic or front panel.



IC24G. 10W 2M FM MOBILE. This is the low-cost, easy to use economy model. Full band – 80 channels at 25KHz spacing by easy to use press button switches. 12½KHz spacing if reqd. and the same reliable performance as the famous IC240. **Price £169.**



IC202S/402. 3W 2M or 70cm SSB PORTABLES. These two have been around for a long time and are well proven. SSB, CW and side-tone. They come fitted with 144-144.4 (IC202S) and 432-432.4 (IC402). Battery or 12V operation. Built-in antenna or socket for external antenna.

THE POPULAR IC2E HANDY TALKY – EVERYBODY HAS ONE!



CHECK THE FEATURES:

FULLY SYNTHESIZED – Covering 144-145.999 in 400 5kHz steps.

POWER OUTPUT – 1.5W with fine 9V rechargeable battery pack as supplied – but lower or higher output available with the optional 6V or 12V packs.

BNC ANTENNA OUTPUT SOCKET – 50 ohms for connecting to another antenna or use the Rubber Duck supplied.

SEND/BATTERY INDICATOR – Lights during transmit, but when battery power falls below 6V it doesn't light indicating the need for a recharge.

FREQUENCY SELECTION – by thumbwheel switches, indicating the frequency.

+5kHz SWITCH – adds 5kHz to the indicated frequency.

DUPLEX SIMPLEX SWITCH – gives simplex or plus 600kHz or minus 600kHz Transmit.

HI-LOW SWITCH – reduces power output from 1.5W to 150mW reducing battery drain.

EXTERNAL MICROPHONE JACK – If you do not wish to use the built-in electret condenser mic an optional microphone/speaker with PTT control can be used. Useful for pocket operation.

EXTERNAL SPEAKER JACK – for speaker or earphone. This little beauty is supplied ready to go complete with nicad battery pack, charger, rubber duck.

A full range of accessories in stock

| | |
|--|-------------------|
| IC ML1 | |
| 10 Watt Mobile Booster for IC2E | £49.00 |
| BPS 11 Volt Battery Pack | £30.50 |
| BP4 Empty Battery Case For, 6 x AA Cells | £5.80 |
| BP3 Standard Battery Pack | £17.70 |
| BP2 6 Volt Pack | £22.00 |
| BC30 Base Charger For Above | £39.00 |
| BC25 Mains Charger As Supplied | £4.25 |
| DC1 12 Volt Adapter Pack | £8.40 |
| HM9 Speaker/Microphone | £12.00 |
| CP1 Mobile Charging Lead | £3.20 |
| IC1/2/3 Cases | £3.60 each |

All Prices include V.A.T.

ASK ABOUT THE 70cm VERSION THE IC4E – NOW AVAILABLE

BUY DIRECT FROM US OR OUR AGENTS AND GET TWO FULL YEARS WARRANTY ON ALL EQUIPMENT

IC730. 100W HF ALL BAND MOBILE. 80-10M, 8 bands SSB, AM and CW. Two VFO's with 10Hz-100Hz and 1KHz steps. Memory for each band. Noise blanker, vox, CW monitor, APC and SWR detector. Speech processor and fan. Switchable RF pre-amp and WWV. 13V DC operation or use ICPS15 mains.



IC720A. 100W HF + GEN COVERAGE TRANSCEIVER. This is the best money can buy. AM, SSB, RTTY and CW. Built-in fan, speech processor, two VFO's and APC. Tuning rates down to 10Hz and memories. General coverage receiver from 100KHz to 30MHz (transmit too if you have a licence!). Run from 13V DC or use PS15 mains PSU. And to match the IC720A:- **IC2KL** 500W output all mode linear amplifier. Similar size and completely automatic - no tuning. **ICAT500** completely automatic antenna tuner.



IC251E & IC451. 2M and 70cm ALL MODE BASE STATIONS. Both well proven designs with twin VFO's, variable tuning rates and power output, scanners and memory channels, automatic repeater operation with full reverse, 144-146 or 430-440, 10W output on FM, SSB and CW, built-in 12 and 240V supplies. None other like them.



ALL TONO PRODUCTS NOW IN STOCK

PLEASE RING US FOR THE LATEST PRICES, YOU MAY CALL
AFTER HOURS USING OUR ANSAFONE ON 02273 63850

WE STOCK CUSHCRAFT ANTENNAS

| H.F. | | | INC. VAT |
|------|----------|--------------------------|----------|
| A3 | 20/15/10 | 3ele Beam 8dB gain | £147.00 |
| ATV5 | 80-10 | Trapped Vertical | £74.40 |
| ATV3 | 20/15/10 | Trapped Vertical | £34.00 |

VHF (144MHz)

| | | |
|--------|---|--------|
| A3219 | 19ele Long 'Boomer' Yagi 16.2dB gain..... | £62.00 |
| 214B | 14ele Jnr 'Boomer' Yagi 15.2dB gain..... | £49.50 |
| ARX2 | Ringo Ranger 6dB gain vertical | £24.75 |
| A144-4 | 4ele Yagi 9.0dB gain | £16.25 |

| | | |
|---------|--|--------|
| A144-7 | 7ele Yagi 10.0dB gain..... | £20.31 |
| A144-11 | 11ele Yagi 11.3dB gain | £25.72 |
| DX120 | 20ele Array 13.2dB gain | £47.20 |
| ARX2B | Ringo Ranger II | £28.75 |
| ARB2K | Conversion Kit for Ringo to Mk II version..... | £12.75 |

WE ALSO STOCK:-

**J-BEAM ● MICROWAVE MODULES ● YAESU ● WESTERN
RSGB BOOKS ● BEARCAT ● JIL ● TAL ANTENNAS
● VIDEO GENIE**

AGENTS (PHONE FIRST - evenings and weekends only)

Scotland Jack GM8GEC (031-665-2420)
North West Gordon G3LEQ (0565 4040)
Ansafone Service available

Wales Tony GW3FKO (0874 2772 or 3992)
Midlands Tony G8AVH (021-329-2305)



WATERS & STANTON ELECTRONICS

18/20 MAIN ROAD, HOCKLEY, ESSEX. TEL (0702) 206835

4,000 SQ FT DEVOTED TO RADIO COMMUNICATION

24 HOUR TURN ROUND ON ALL ORDERS!

"SUCH NICE PEOPLE"

5 miles from Southend-on-Sea
Why not bring the whole family for a day out?



FDK

M750E TRANSCEIVER
2M FM-SSB-CW

- ★ 1/10 Watts
- ★ All modes
- ★ Digital readout
- ★ 144-146MHz
- ★ Tone burst
- ★ RF gain control
- ★ Dual FVO
- ★ Up/down Mic
- ★ Hardware kit

SUPER DEAL

£289 (carriage free)

SAE FOR COLOUR LEAFLET



FDK

M700EX TRANSCEIVER
2M FM 25 WATTS

- ★ Synthesized
- ★ 25 & 12½ KHz steps
- ★ Priority scanning
- ★ Variable power
- ★ Digital display
- ★ Tone burst
- ★ Reverse repeater
- ★ Fully protected
- ★ Hardware kit

SUPER DEAL

£199 (carriage free)

SAE FOR COLOUR LEAFLET

AZDEN
2M TRANSCEIVER
UNBEATABLE
PRICE
£219

(carriage free)

SUPER DEAL

25 Watts!



- ★ 144-146MHz FM
- ★ Digital readout 25KHz or 12½KHz
- ★ 8 memories (programmable)
- ★ Programmable scanning
- ★ Remote mic control
- ★ Detachable control head
- ★ Complete with all accessories

IMPORTED DIRECT BY US
12 MONTHS WARRANTY

AZDEN DESK MIC

The new Azden DX-345 desk mic is purpose made for ham radio by one of Japan's foremost audio engineering companies. With its heavy die cast metal casing, built in variable compressor and 500-50k ohm o/p, it matches any transceiver. Our ridiculously low price makes it a must.



£29.00



Latest version
SX200 MONITOR
26-500MHz

£260 inc. VAT

Here's a really wide coverage receiver going all the way from 26MHz to 500MHz (with just a few gaps). Mains or battery operation, FM or AM, means it can be used just about anywhere for anything. Channel memory, scanning and built-in clock are just a few of its features. If you're interested in amateur radio, aircraft, Police, taxis, etc., then this receiver covers them all.

GO ON... TREAT YOURSELF TO A CHRISTMAS PRESENT FROM US!



BY RETURN SERVICE

ON ALL STOCK

TITLES

(post free)



KILL TV INTERFERENCE DEAD!

CB, HAM, TAXIS
HP4A £5.95

If you're suffering T.V. interference, here's a brand new device specially designed and made for us in Japan. The HP4A now offers about 100% cure against T.V. interference because of its advanced design, yet it has no effect on the picture. Designed to be plugged into any UHF T.V. receiver. Be prepared, keep one handy!




| | |
|-------------------------------------|-------|
| A Guide to Amateur Radio (18th ed.) | £3.10 |
| Amateur Radio Techniques (7th ed.) | £6.15 |
| Amateur Radio Operating Manual | £4.96 |
| UK Amateur Radio Call Book | £4.37 |
| Radio Amateurs Examination Manual | £2.75 |
| Radio Data Reference Book | £5.00 |
| Amateur Radio Log Book | £2.50 |
| Receiving Log Book | £2.68 |
| Mobile Log Book | £1.15 |

WELZ PROFESSIONAL RF PRODUCTS



SP15M £29.95

The SP15M is a budget price version of the SP300 model having a sensitivity such that it is able to measure power and swr curves from 1 watt to 200 watts. We actually guarantee that you will not be able to buy anything more accurate at the price!



SP300 £79

The SP300 is the most sophisticated in-line RF measuring device available to the amateur. Accurate to between DC and 500MHz at power levels from 1 watt to 1kw. This unit tells the truth about the actual amount of RF reaching your aerial. Ideal for measuring power and swr curves to very precise standards.

WE CAN SUPPLY ALMOST ANY AMATEUR RADIO PRODUCT
WE HAVE SOME VERY ATTRACTIVE PRICES
WE HAVE FULL SERVICE FACILITIES
WE ARE THE PEOPLE MOST PEOPLE COME TO!

C.B. ANNOUNCEMENT



PROFESSIONAL AIRCRAFT MONITOR R517 £49.50

(as supplied to pilots, ground crew etc.)

The R517 is a professional aircraft monitor receiver, having superb sensitivity and capable of tuning across the entire aircraft band 118-143MHz. For easy tuning there is both a coarse and fine tuning control. In addition there is a 3 position switch for selecting xtal controlled channels (xtals £3.00 extra) for your local airport. The unit is completely portable running off self-contained batteries.



By the time you read this, C.B. should be legal. As one of the country's largest communications outlets, we shall be selling only legal sets. And it won't be rubbish! We've been pretty selective in our ordering so you'll only find certain brands on our shelves. We are specialists and we have our name to protect! Get in touch with us and we will advise you on the best value for money.

TUNE INTO THE WORLD... FROM YOUR ARMCHAIR!

FRG7700 £299



Here's a complete monitoring system that builds up into a comprehensive listening system for a wide variety of transmissions, both locally and from the other side of the World. As communications engineers, we know there is good equipment and poor equipment. We rate the FRG7700 very highly. It forms the main unit of the system and provides one of the most cost effective ways of listening to the entire shortwave band. Listen to all the World news direct as it comes in from stations stretching round the Globe, international family requests from Australia and New Zealand, sport from America, topical news comment from Russia and China. If you're interested in Amateur Radio then the SSB facility lets you listen in on conversations with amateurs from places far and near. Hear a mobile operator motoring through the traffic in Manchester or going home from work in Perth, Australia. Listen to expeditions in Africa or the Antarctic. It's all possible and the more skilled the operator, the more interesting it becomes. The possibilities are endless, ship to shore radio, aircraft on the Atlantic run, foreign news agencies, etc. And if this is not enough plug in the optional VHF converter and listen to private, commercial and military air traffic over the U.K., local airports, local shipping, taxis, radio amateur repeaters and many other interesting transmissions. To improve reception, there's also the matching aerial tuning unit. So why not send S.A.E. today for full coloured leaflets and enjoy a new hobby from the comfort of your fireside. Go on - treat yourself!

AERIAL TUNER £34.00
VHF CONVERTER £63.00



SPECIAL OFFER

MORSE TRAINING KIT

We've put together a nice little morse training kit comprising the famous HK708 morse key and matching oscillator unit complete with volume control and built-in speaker. If you aspire to a G4 this will help you on the way!

£16.95

YAESU'S SSB/FM PORTABLE FTZ290



£229 inc. VAT.

Here's the new all mode portable from Yaesu. 2m FM/SSB/CW in a hand held unit! We've got large stocks, factory fresh, just off the production line. So if you want the latest models get in touch with us today.

TRIO'S NEW FM TWINS

VHF TR7730 £247
UHF TR8400 £334



Here's a couple of exciting new units from Trio, designed for the VHF and UHF enthusiast. A new generation of FM rigs from Trio embodying the latest in design and technology in a new slimline package. Both units cover the full UK band segments with high and low power settings (10 watts UHF/25 watts VHF). Five programmable memories and dual vfo's add versatility to an already comprehensive range of facilities. Dual scanning facilities cover both memories and the entire band and, of course, all the usual features such as operator offset, tone burst, remote control microphone, squelch are standard. The bright LED readout gives clear accurate frequency display in conjunction with an LED bar meter. All mounting hardware and microphone is provided in the package.

DATONG ELECTRONIC MORSE TUTOR



We've put together a nice little morse training kit comprising the famous HK708 morse key and matching oscillator unit complete with volume control and built-in speaker. If you aspire to a G4 this will help you on the way.

H.F. TRANSCEIVERS

| | |
|---------------------------|------|
| TS830S 1.8-30MHz Base | £694 |
| TS530S 1.8-30MHz Base | £534 |
| TS130S 3.5-30MHz Mobile | £525 |
| FT101Z/FM 1.8-30MHz Base | £503 |
| FT101ZD/FM 1.8-30MHz Base | £569 |
| FT707 3.5-30MHz Mobile | £499 |
| FT107M 1.8-30MHz Base | £775 |

MAIL ORDER SLIP to: Waters & Stanton Electronics, Warren House, Main Road, Hockley, Essex.

Name Goods required

Address

Please rush me the above. Cheque enclosed for £...../Please charge to credit card No.....

MAIL
ORDER

Photo Acoustics Ltd

MICRO COMMUNICATIONS DIVISION

BUDGET
ACCOUNT

WE ARE AUTHORISED DEALERS FOR:-



TR-7730

H.F. Transceivers

| | |
|--------------------|----------------|
| Trio TS830S..... | £694.83 (4.50) |
| Trio TS530S..... | £534.98 (4.50) |
| Trio TS130S..... | £525.09 (4.50) |
| Trio TS130V..... | £445.05 (4.50) |
| Yaesu FT902DM..... | £799.00 (4.50) |
| Yaesu FT101ZD..... | £599.00 (4.50) |
| Yaesu FT707..... | £529.00 (4.50) |

2 Metre & 70 cms

| | |
|------------------|----------------|
| Trio TS770E..... | £784.99 (4.50) |
| Trio TR9000..... | £394.91 (4.50) |
| Trio TR7730..... | £247.94 (4.50) |
| Trio TR2300..... | £166.75 (4.50) |
| Trio TR8400..... | £334.88 (4.50) |
| Trio TR9500..... | £449.88 (4.50) |

FT-707

2 Metre & 70 cms

| | |
|--------------------|----------------|
| Icom IC251E..... | £499.00 (4.50) |
| Icom IC290E..... | £366.00 (4.50) |
| Icom IC25E..... | £259.00 (4.50) |
| Icom IC2E..... | £169.00 (4.50) |
| Yaesu FT290R..... | £229.00 (4.50) |
| Yaesu FT708R..... | £199.00 (2.50) |
| Yaesu FT480R..... | £359.00 (4.50) |
| Yaesu FT780R..... | £409.00 (4.50) |
| FDK M700EX..... | £189.00 (4.50) |
| FDK M750E..... | £289.00 (4.50) |
| AZDEN PCS3000..... | £219.00 (4.50) |
| STANDARD C58..... | £239.00 (4.50) |
| STANDARD C78..... | £219.00 (4.50) |

IC-251

RECEIVERS

| | |
|----------------------------|----------------|
| Trio R1000..... | £305.90 (4.50) |
| Lowr SRX 30D..... | £195.00 (4.50) |
| Yaesu FRG7700..... | £309.00 (4.50) |
| Yaesu FRG7700M..... | £389.00 (4.50) |
| SX200..... | £264.50 (4.50) |
| R517 Airband Receiver..... | £45.45 (1.00) |
| Academy CB-Airband..... | £14.95 (1.00) |

| | |
|----------------|--|
| AERIALS | |
| J. BEAM | |
| CUSHCRAFT | |
| AVANTI | |
| HOXIN | |
| HOKUSHIN | |
| G-WHIP | |

MULTI-750E

ACCESSORIES

| | |
|---------------------------------|----------------|
| 5 amp PSU Berman..... | £14.75 (1.25) |
| 10 amp PSU PP1310..... | £49.50 (4.50) |
| 20 amp PSU Yaesu..... | £110.00 (4.50) |
| FX1 Wavemeters..... | £28.00 (1.25) |
| DM801 G.D.O..... | £51.78 (1.25) |
| SP15M SWR & Power Meter..... | £29.99 (2.50) |
| SP300 1.8-500 Mhz..... | £79.99 (2.50) |
| SP400 130-500 Mhz..... | £59.99 (2.50) |
| CNA 1001 Auto ATU..... | £129.95 (2.50) |
| SW1 10A SWR/Power..... | £31.33 (1.25) |
| CN620A Twin Pointer SWR..... | £52.81 (2.50) |
| LAR VHF Omni Match..... | £34.90 (2.50) |
| LAR HF Omni Match..... | £69.25 (2.50) |
| FULL RANGE OF MICROWAVE MODULES | |

— 24 HOUR ANSWERPHONE CREDITCHARGE PART EXCHANGE —
58 HIGH STREET, NEWPORT PAGNELL, BUCKS.
TEL: 0908 610625



AH ELECTRONICS

20 BARBY LANE, HILLMORTON,
 RUGBY, WARWICKSHIRE CV22 5QJ.
 TEL: 76473 EVE 71066.

Mail Order Only or callers by appointment.
 All prices include VAT but add 50p post & packing.

VHF RF POWER TRANSISTORS:-

| Type | Gain (db) | Output | Volts | Freq. (MHz) | Price |
|----------|-----------|---------|-------|-------------|-------|
| 2N6083 | 5.7 | 30w | 12 | 175 | £6.50 |
| PT4555 | 8 | 25w | 12 | 150 | £4.00 |
| SD1212-6 | 8.2 | 3w min. | 12 | 175 | £2.50 |
| PT4556 | 7 | 40w | 12 | 80 | £4.50 |
| PT4236A | 10 | 1w min. | 12 | 175 | £0.75 |
| PT4236B | 10 | 11w | 12 | 88 | £3.00 |
| PT4236C | 6 | 35w | 12 | 88 | £4.50 |
| 2N5070 | 13 | 25w pep | 24 | 30 | £5.00 |
| 3FV16A | 10 | 1w | 12 | 175 | £0.75 |
| 2N3866 | 10 | 1w | 28 | 175 | £0.75 |

CB 27MHz RF POWER TRANSISTORS:-

2SC2028 £1.90, 2SC2078 £2.90, 2SC1306 £2.75, 2SC1307 £3.25, 2SC1909 £2.75.
 TA7205P 6 watt audio IC 12v. ex-new equipment & tested £1.50.
 TDA1010 9 watt audio IC = 14v. single in line type £1.50 ea.
 MDA800 8 amp 50 volt bridge rectifier OK for 12 volt PSU 70p ea.

LOW PROFILE RELAY 12 volt 2 pole change over OK for 50 watts RF = 145MHz. New only £2.25.

FETS/MOSFETS:-

3SK51 (40B73) 70p, 3SK60 (sim. 3N204) 80p, 3SK88 26db gain 1.1db NF = 150MHz £1.40, BFR84 18db 3db nf = 200MHz 75p, E5565 (2N3919) 30p, TIS88A 40p, 8F256 38p, 2N4381 "P" chan. 40p.

BIPOLAR VHF/UHF RF AMPS:-

BF166 25p, BF180 30p, BFY90 95p, BF152 15p, BF576 (pnp 1200MHz ft) 20p, 2N4957 (pnp UHF RF amp. 3 db nf = 1GHz) 30p, ST2110 (2N919 B 820) 15p.

VHF/UHF SWITCHING DIODES BA243 (VHF) 20p, BA244 (UHF) 25p.

VHF/UHF VARICAP DIODES ITT210 20p, BB105 set of 4 60p, BB141 25p.

TIL209B LEDs 1/8" dia. "red" only 10p, 10 for 75p.

PL259 PLUGS 50p, reducers for UR43/UR76 15p. PL259 right angle plug for RG58 65p

SO239 SOCKETS 50p. PL258 couplers 60p.

BNC 50 Ohm flange sockets 70p.

CO-AXIAL disc ceramics 100pf 100 volt OK UHF/SHF decoupling-pkt 20 for 25p.

10.7MHz CRYSTAL FILTER ±3.5KHz = 3db, 910 ohm. ITT024DE/923L £7.00.

10.7MHz CRYSTAL FILTER ±7.5KHz = 3db, 910 ohm. LQU/445/901B ex-equipment £6.00.

10.7MHz CRYSTAL FILTER SSB type BP4133 (LSB only available), 200 ohm imp. small size 38 x 18 x 15mm. New £4.00 each.

21.4MHz CRYSTAL FILTER ±7.5KHz = 3db. imp. approx. 2k ohm. New £5.00.

2 KILO BYTE BROKEN CAR RADIO BOARDS OK for spares £3.00 plus £1.50 pp.

OXLEY PTFE FEEDTHROUGH INSULATORS 4mm hole size 6p each. 25 for £1.00.

GLASS FEEDTHROUGH INSULATORS solder in type silver plated requires 4mm hole 60p per 100.

1000pf 500v. FEEDTHROUGH CAPACITORS solder in type requires 3 1/2mm hole 30p per 10.

MIXED DISC CERAMIC CAPS. 1 to 220pf bag of 100, ideal for the VHF constructor. All Erie miniature types £1.40 per 100.

MIXED BAG RESISTORS all 1/2 watt vertical pre-formed type with long leads. Bag of 250 plus £1.60.

BALUN CORE 2 hole type 13 x 8 x 8mm 15p each, 10 for 80p.


1000pf 250v LEEDLESS DISC CERAMICS 5mm dia. 10 for 25p.

"YEASU MUSEN" EQUIPMENT LET US QUOTE YOU

COMPETITIVE PRICES

sabtronics

An entire range of low-cost
high-performance instruments



- 2010A 3 1/2 DIGIT L.E.D. DMM
- 2015A 3 1/2 DIGIT L.C.D. DMM
- 2035A 3 1/2 DIGIT L.C.D. HANDHELD DMM.
- 8110A 100 MHz 8 DIGIT FREQUENCY METER
- 8610B 600 MHz 9 DIGIT FREQUENCY METER
- 8000B 1 GHz 9 DIGIT FREQUENCY METER
- 5020A 200 KHz FUNCTION GENERATOR
- LP-1 10 MHz LOGIC PROBE

* 8610A 600 MHz FREQUENCY METER
 * 2037A L.C.D. HAND HELD DMM WITH TEMPERATURE

Test our low priced test equipment. It measures up to the best. Compare our specs and our prices — no-one can beat our price/performance ratio.

sabtronics

"Making Performance Affordable"

Full colour illustrated brochure and price list from:
 BLACK STAR LTD, 9a Crown Street, St. Ives, Cambs. PE17 4EB
 Tel: (0480) 62440. Telex: 32339



BI-PAK AUDIO

THE PROFESSIONAL APPROACH

HIGH QUALITY MODULES FOR STEREO MONO AND OTHER AUDIO EQUIPMENT


BI PAK Audio Modules are famous for their variety, quality of design and ruggedness. For over 10 years BI PAK have been suppliers to manufacturers of high quality audio equipment throughout the world - to date, well over 100,000 modules have been sold - this is why discerning amateur enthusiasts and professionals alike insist on using BI PAK modules in their equipment.

They know that every item is designed and tested to do the job for which it is intended before it leaves the factory. Whatever you are building there is a kit or module in the BI PAK range to suit your every need.

AUDIO AMPLIFIERS


5-10 watts (RMS)
AL20 5 watt Audio Amp Module 22-30v supply £3.7
AL30A 7.10 watt Audio Amp. Module 22-30v supply

£4.16.



AUDIO AMPLIFIERS

15-25.35 watts (RMS)
AL60 15.25 watt Audio Amp Module 30-50v supply £5.15.
AL80 35 watt Audio Amp Module £8.07




AL60 15.25 watt Audio Amp Module 30-50v supply £5.15.
AL80 35 watt Audio Amp Module £8.07

AUDIO AMPLIFIER

Audio Amplifier, 50W R.M.S., with integral heat sink and short circuit protection.

Introduced to fulfil the demand for a fully protected power amp., capable of driving high quality speaker systems at up to 50w with distortion levels below .05%. Ideal for domestic use. Discos, P.A. systems, electronic organs, etc. The generously rated components ensure continuous operation at high output levels. AL120 50 watt Audio Amp Module 50-70v supply

£13.14.



AUDIO AMPLIFIER

125 watts (RMS). AL250.
A power amplifier providing an output of up to 125w RMS, into a 4 ohm load. Four 115w transistors in the output stage makes it extremely rugged while damage from incorrect or short circuit loads is prevented by a four transistor protection circuit. For use in many applications such as disco units, sound reinforcement systems, background music players etc.
AL250 125 watt Audio Amp Module 50-80v supply

£19.60.



POWER SUPPLIES

PS12 24v Supply Suit: 2 x AL10 2 x AL20 2 x AL30 & PA12/S453 £1.65. SPM80 33v Stabilised supply Suit: 2 x AL60 PA100 to 15 watts £4.84. SPM120/45 45v Stabilised supply Suit: 2 x AL60 PA100 to 25 watts £8.38. SPM120/55 55v Stabilised supply Suit: 2 x AL80 PA200 £8.38. SPM120/65 65v Stabilised supply Suit: 2 x AL120 PA200 1 x AL250 £8.38. SG30 150-15 Stabilised power supply for 2 x GE100 MKII £3.80.



SPM120 is a fixed voltage stabiliser with an output voltage of either 45v, 55v, or 65v. Designed for use in audio applications, the stabiliser which provides output currents up to 2.5A operates direct from a mains transformer requiring only the addition of two electrolytic capacitors to complete the power supply.



STEREO PRE-AMPLIFIERS

PA12 Supply voltage 22-32v input sensitivity 300mv Suit: AL10/AL20/AL30 £8.55. PA100 Supply voltage 30-55v inputs. Tape Tuner Mag P.U. Suit: AL60/AL80 £17.65. PA200 Supply voltage 35-70v inputs. Tape Tuner Mag P.U. Suit: AL80/AL120/AL250 £18.24.



The PA200 is basically our popular PA100, modifications being made to make it compatible with the higher output amplifiers i.e. AL120 & AL250. The unit boasts six push button selectors giving a choice of 3 inputs, 2 filters, for both high and low frequencies and a stereo or mono button, all combining to give a top quality stereo pre-amplifier and tone control.

COMPLETE AUDIO CHASSIS

STEREO 30 Complete 7 watt per channel Stereo amp board - includes amps, pre-amp, power supply, front panel, knobs etc - requires 2038 Transformer £19.08.

MAGNETIC CARTRIDGE PRE-AMPLIFIER

Enjoy the quality of a magnetic cartridge with your ceramic equipment using the MPA30 which is a quality pre-amp, enabling magnetic cartridges to be used where facilities exist for ceramic cartridges only. With a DIN input socket & full, easy to follow instructions. MPA30 Stereo Mag Cartridge, Pre-amp. - input 3.5mv Output 100mv £3.27.



MONO PRE-AMPLIFIERS

MM100 suitable for disco mixer. MM100G suitable for guitar pre-amp mixer. The MM100 and MM100G mono pre-amplifiers are compatible with the AL60, AL80, AL120 and AL250 power amplifiers and their associated power supplies. MM100 Supply voltage 40-65v inputs. Tape Mag P.U. Microphone Max output 500mv £12.43. MM100G Supply voltage 40-65v inputs. 2 Guitars, Microphones Max output 500mv



£12.43.

GE100 MKII

10 Channel, Monographic Equaliser. Only 155mm x 85mm x 50mm including the 10 x 10K 45mm slider potentiometers and knobs which are mounted on a board above the circuitry. In the range of 31Hz to 16KHz you can cut and boost $\pm 12dB$ with the 10 sliders, each with frequency marked on the circuit board. The GE100 uses include mixers, P.A. systems and discos. It will also improve the sound reproduction of your existing audio equipment. Power supply for GE100 old SG30. Together with Transformer no. 2043. GE100 MKII 10 Channel mono-graphic Equaliser with sliders & Knobs £20.00.



PUSH BUTTON STEREO FM TUNER

Fitted with Phase locked loop decoder S453 Provides instant programme selection at the touch of a button ensuring accurate tuning of 4 pre-selected stations, any of which may be altered as often as you choose, simply by changing the settings of the preset controls. Features include FET input stage, Varicap diode tuning.

£19.00.



Transformers are not included with power supplies. SPM120 Range also require reservoir and output capacitors

TRANSFORMERS

2034 1.7 amp 35v suit SPM80 £4.90. 2035 2 amp 55v £8.65. 2036 750mA 17v Suit PS12 £2.85. 2040 1.5 amp 0-45v-55v Suit SPM120/45 SPM120/55 £8.45. 2041 2 amp 0-55v-65v Suit SPM120/55 SPM120/65 £8.46. 2038 1 amp 0-20v Suit Stereo 30 £3.50. 2043 150mA 15-0 15v Suit SG30 £1.60.

ACCESSORIES

139 Teak Cabinet Suit Stereo 30 320 x 235 x 81mm £7.00. 140 Teak Cabinet Suit STA15 425 x 290 x 95mm £9.50. FP100 Front Panel for PA100 & PA200 £1.80. BP100 Back Panel for PA100 & PA200 £1.80. GE100FP Front Panel for one GE100MKII £1.75. TCGO Kit of Parts including Teak Cabinet chassis, sockets & knobs etc for HOUSIE STA15 Amplifier £17.50. PS250 Consists - 1 capacitor & 4 diodes for constructing un stabilised power supply for AL250 to 125 watts £2.90.



BI-PAK's COMPLETELY NEW CATALOGUE

Completely re-designed. Full of the type of components you require - plus some very interesting ones you will soon be using and of course, the largest range of semiconductors for the Amateur and Professional you could hope to find. There are no wasted pages of useless information so often included in Catalogues published nowadays. Just solid facts i.e. price, description and individual features of what we have available. But remember, Bi Pak's policy has always been to sell quality components at competitive prices and THAT WE STILL DO.

BI PAK'S COMPLETELY NEW CATALOGUE is now available to you. You will be amazed how much you can save when you shop for Electronic Components with the Bi Pak Catalogue. Have one by you all the time - it pays to buy BI PAK.

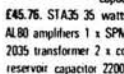
To receive your copy send **75p** plus 25p p&p



BI-KITS

STA5 5 watts per channel Stereo Amplifier Kit consisting of 2 x AL20 amplifiers 1 x PA12 pre-amplifier 1 x PS12 power supply 1 x 2036 transformer and necessary wiring diagram £19.52. STA10 10 watts per channel Stereo Amplifier Kit consisting of 2 x AL30 amplifiers 1 x PA12 pre-amplifier 1 x PS12 power supply 1 x 2036 transformer and necessary wiring diagrams £20.63.

STA15 15 watts per channel Stereo Amplifier Kit consisting of 2 x AL60 amplifiers 1 x PA100 pre-amplifier 1 x SPM80 power supply 1 x 2034 transformer 2 x coupling capacitors for 8 ohms 470 mfd 50v and necessary wiring diagrams £36.76. STA25 25 watts per channel Stereo Amplifier Kit consisting of 2 x AL60 amplifiers 1 x PA100 pre-amplifier 1 x SPM120/45 power



supply 1 x 2040 transformer 2 x coupling capacitors for 8 ohms 470 mfd 45v 1 x reservoir capacitor 2200 mfd 100v and necessary wiring diagram £45.76. STA35 35 watts per channel Stereo Amplifier Kit consisting of 2 x AL80 amplifiers 1 x SPM120/55 power supply 1 x PA200 pre-amplifier 1 x 2035 transformer 2 x coupling capacitors 470 mfd at 50v for 8 ohms 1 x reservoir capacitor 2200 mfd 100v and necessary wiring diagram £45.76.

REGULATED VARIABLE STABILISED POWER SUPPLY

Variable from 2.30 volts and 0.2 Amps Kit includes:- 1 - VPS30 Module, 1 - 25 volt 2 amp transformer, 1 - 0-50v 2" Panel Meter, 1 - 0.2 amp 2" Panel Meter, 1 - 470 ohm wirewound potentiometer, 1 - 4k7 ohm wirewound potentiometer Wiring Diagram included VPS30 KIT £20.

SIREN ALARM MODULE

American Police type siren powered from any 12 volt supply into 4 or 8 ohm speaker. Ideal for car burglar alarm, freezer break-down and other security purposes. BP124 5 watt 12v max - Siren Alarm Module £3.85.

BI-PAK

Send your orders to Dept. PW12, BI-PAK PO BOX 6 WARE HERTS SHOP AT 3 BALDOCK ST. WARE HERTS
TERMS CASH WITH ORDER SAME DAY DESPATCH ACCESS
BARCLAYCARD ALSO ACCEPTED. TEL (0920) 3182 GIRO 388 7006
ADD 15% VAT AND 50p PER ORDER POSTAGE AND PACKING



Use your credit card. Ring us on Ware 3182 NOW and get your order even faster. Goods normally sent 2nd Class Mail.
Remember you must add VAT at 15% to your order
Total. Postage add 50p per Total order

SMC SERVICE

Free Finance on many items. Two-year guarantee on Yaesu. Free Securicor on major Yaesu items. Access and Barclaycard over the telephone. Biggest Branch, Agent and Dealer network. Ably staffed, courteous, Service Department. "B Services" Securicor contract at £3.50!! Biggest stocks of amateur equipment in UK. Twenty-two years of professional experience.

FREE FINANCE

On regular priced items from: Yaesu, Ascot SMCHS, CDE, HyGain, Channel Master, Hansen, SMC, MFJ, KLM, Mirage and Hy Mound, on invoices over £100 SMC offers Free Finance! How is it done? Simple, pay 20%, split the balance equally over 6 months or pay 50% down and split the balance over a year. You pay no more than the cash price!!

YAESU MUSEN

SMC are proud to be UK agents for Yaesu Musen the brand leader in Amateur Radio. Their exclusive concentration on communications equipment – The most diverse product line and a reputation for continuous innovation are your assurances that SMC and Yaesu can provide equipment to exactly fit your needs and you will be at, and remain at, the forefront of today's high technology.

GUARANTEE

Yaesu's own warranty does not extend outside Japan. Repairs are the responsibility of the UK dealer selling the set. SMC's two-year guarantee is backed, as UK distributors, by daily contact with the factory and many tens of thousands of pounds of spares and test equipment. Avoid hawkers offering sets without serial numbers, spares, service or advice back-up.



FT ONE £1295

COVERAGE

RX; 150 KHz-30 MHz. Continuous general coverage.
TX; 160-10m (9 bands). 1.5-30 MHz commercial version.

MODES

All modes; AM, CW, FM, FSK, LSB, USB.
Tx and Rx on opposite sidebands possible.

FREQUENCY SELECTION

No bandswitch. Multiple methods of frequency setting. Main dial; "velvet smooth" 10 Hz resolution, 3 speeds; Set MHz, KHz/R – Normal, KHz/R – Fine, Controls RIT or offset (synthesised clarifier).

Inbuilt Keypad; direct digital entry to 100 Hz, Fast/slow, up/down tuning, Scanning manual or auto mode.

RECEIVER

Receiver dynamic range up to 100 dB. Pair of low noise power transistors in RF. Ring mixer with LO injection at 10 dBm. Advanced variable threshold noise blanker. AGC: slow-fast-off. Squelch control. Variable RF attenuator and RF gain circuits. SSB; Variable bandwidth and IF shift. 3 CW and 2 FSK bandwidth positions. 300 Hz, 600 Hz, 2,400 → 300 Hz, 6 KHz, 12 KHz.

TRANSMITTER

100w RF, (50% duty FSK) all solid state. No preselector, no "plate" tune, no loading controls. Mains and 12V DC. Switch-mode PSU built in. CW change over delay adjustable through to *full break in*. Electronic keyer built in. Drive level control. Front panel adjustable VOX. Signal monitor feature. RF processor, compression control concentric with mic gain. Auto mic gain, reduces extraneous off mic noises.

MEMORY

Two memory banks (A + B) each with 10 slots. Simplex or Semi duplex A, B, RxA/TxB, TxA/RxB. ANY frequency storable. ANY TX-RX split within coverage. RIT offset stored together with memory channel.

METERING

Two large moving coil meters (+3 digitals and 12 leds). R.H. (Rx-TX); 'S' (1-9, +20, +40, +60 dB) and ALC level. L.H. switched; Ic (20A), Va, Discriminator (FMzero), Compression (0-25 dB), Forward, Reflected. Digital readout to 100 Hz. Analogue markings for "feel". Dedicated digital readout of RIT offset to ±9.9 KHz. Digital readout of memory channel number recalled. LED's; Processor, Noise blanker, Auto mic gain, Monitor, Peak – Notch filter, Scan, Transceive, TX – RX Clarify, Dial Lock, Tx Disabled.

FT207R

£169.00 buys you a Yaesu FT207R an IC2F or an AR240 (with £10.00 change) synthesised handheld transceiver. The FT207R steps in $12\frac{1}{2}$ KHz (Not 10 KHz with added "5 up" switch) it scans for occupied or empty channels (no scanning) it has 4 channels of memory (none) and "auto revert" priority mode (none) and programmable and ± 600 KHz splits (± 600 KHz only), one could go on - but we would probably not have any left by the time you read this!!

FT720

A unique modular VHF/UHF FM transceiver system at a remarkable price. Take a tiny FT720R control head for £115.00 plug in a 720R 2M ('V 10w £130.00, 'VH 25w £140.00) or 70cm ('U 10w £150.00) RF deck or operate it remotely with a 200cm or 400cm (E72S £15.00 or E72L £20.00) extension cable. Better still, buy a switching box (S72 £55.00) to enable control of a 2m and a 70cms deck from one control head, for the neatest installation around.



FT208R
£209.00
2.5w, 2m
12.5/25 KHz
Synthesised

FT708R
£219.00
1w, 70cms
25 KHz
Synthesised



FRG7700 £329

0.15-30 MHz General Coverage Receiver
AM/SSB/CW/FM (Memory Version £409).



★FT902D £800
★FT902DE £790

FT902DM £885

10-160m. SSB, CW, AM, FM, Deluxe digital, Keyer, fan, variable bandwidth etc.

9
0
2

FTV901R Transverter Frame, 3 band £195
FV901DM Digital VFO. 40 mem. Scan £260
YO901P Monitor scope/Panadaptor £330
FC902 Antenna tuner unit £135
SP901 Speaker (Patch version E55) £31



FT707 £569

10-80m. 100w PEP. SSB, AM, CW. Variable IF bandwidth, Digital (10w model £485).

7
0
7

FP707 Mains P.S.U. (20A) £125
FC707 Antenna tuner £85
FV707DM Digital VFO 6 Mem £203
FTV707R Transverter Frame, 1 Band £90
50TV £70, 70TV £80, 144TV £100,
430TV £185.



FT209R £249

2m, synthesised. 25 + $12\frac{1}{2}$ KHz steps FM,
1 KHz + 100 Hz steps SSB. 2 $\frac{1}{2}$ W PEP.



FT480R £379

2m Synthesised, 25 $12\frac{1}{2}$ 1 KHz steps FM.
1 KHz, 100, 10 Hz steps SSB. 10W PEP.



FT107M £725

10-160m. 100w PEP, SSB, AM, CW. Variable IF. Deluxe all solid state. (DMS version £799).

1
0
7

FP107E Mains PSU External £113
FP107 Mains PSU Internal £102
FTV107 Transverter frame 2 band £119
FV107 External VFO £98
FC107 Antenna Tuner £112

PRICES INCLUDE VAT @ 15%

FREE SECURICOR DELIVERY

2 YEAR IMPORTER WARRANTY



SOUTH MIDLANDS COMMUNICATIONS LIMITED

S. M. HOUSE, OSBORNE ROAD, TOTTON, SOUTHAMPTON, SO4 4DN, ENGLAND
Tel: Totton (0703) 867333, Telex: 477351 SMCOMM G, Telegram: "Aerial" Southampton

| | | | | |
|---|--------|---------|-------------|------------------|
| A | G3ZUL | Brian | Stourbridge | (03843) 5917 |
| G | G13KDR | John | Bangor | (0247) 55162 |
| E | GM8GEC | Jack | Edinburgh | (031665) 2420 |
| N | G13WVY | Mervyn | Tandragee | (0762) 840656 |
| T | GW3TMP | Howarth | Pontybodkin | (035287) 846/324 |
| S | GW8EBB | Peter | Swansea | (0792) 872525 |
| | GJ1ACD | Geoff | Jersey | (0534) 25788 |
| | G4EQS | Simon | Redcar | (0642) 480808 |

LEEDS
S.M.C. (Leeds)
257 Otley Road,
Leeds 16, Yorkshire.
Leeds (0532) 782326
9-5.30 Monday-Saturday

CHESTERFIELD
S.M.C. (Jack Tweedy) Ltd
102 High Street,
New Whittington, Chesterfield.
Chesterfield (0246) 453340
9-5 Tuesday-Saturday

WOODHALL SPA
S.M.C. (Jack Tweedy) LTD
150 Horncliffe Road,
Woodhall Spa, Lincolnshire.
Woodhall Spa (0526) 52793
9-5 Tuesday-Saturday

PM COMPONENTS LTD. VALVE & COMPONENTS SPECIALISTS

DEPT. P, CONINGSBY HOUSE, WROTHAM RD, MEOPHAM, KENT DA13 0HN
 PHONE 0474 813225. TELEX 965966 WEST ST G



| NEW BRANDED VALVES | | | | INTEGRATED CIRCUITS | | | | SEMICONDUCTORS | | | | | |
|--------------------|------------|---------------|-----------------|---------------------|--------------|---------------|-------------|----------------|------------|--------------|--|--|--|
| A2087 11.50 | ECH35 1.50 | E290 0.96 | PCL200 1.60 | 6AC7 1.00 | 11E2 15.50 | AN214Q 2.50 | AC127 0.22 | BC160 0.28 | BF180 0.29 | R2010B 1.70 | | | |
| A2134 9.00 | ECH42 1.00 | G120/B 8.00 | PCL805 0.80 | 6AF4A 1.20 | 12AC6 0.80 | AN240 2.80 | AC128 0.28 | BC170B 0.10 | BF183 0.29 | R2E40 2.48 | | | |
| A2293 7.20 | ECH81 0.58 | G55/1K 8.00 | PD500 2.95 | 6AG7 1.20 | 12AD6 0.80 | LA4031P 2.70 | AC141K 0.34 | BC171 0.08 | BF194 0.11 | TIP29 0.40 | | | |
| A2900 10.90 | ECH84 0.93 | G120/1B 8.00 | PFL200 1.13 | 6AH6 1.00 | 12AE6 0.85 | LA4400 4.15 | AC176 0.22 | BC172 0.09 | BF196 0.11 | TIP29C 0.42 | | | |
| DAF91 0.45 | ECL80 0.66 | GS10C 12.00 | PL1A 0.74 | 6AJ7 1.00 | 12AG8 1.50 | LC7120 3.50 | AC176K 0.31 | BC173 0.10 | BF198 0.10 | TIP30C 0.43 | | | |
| DAF96 0.65 | ECL82 0.58 | G232 0.85 | PL504 1.20 | 6AK6 2.00 | 12A8B 1.50 | LC7130 3.50 | AC187 0.26 | BC182 0.09 | BF199 0.14 | TIP31C 0.42 | | | |
| DF91 0.45 | ECL84 0.74 | GS10C 12.00 | PL508 1.48 | 6AL5 0.52 | 12AT6 0.59 | MC1307P 1.00 | AC187K 0.28 | BC183 0.09 | BF200 0.30 | TIP42C 0.47 | | | |
| DF92 0.60 | ECL86 0.74 | GY501 1.20 | PL509 2.30 | 6AN2 2.00 | 12AT7 0.55 | MC1307P 1.00 | AC188 0.22 | BC184 0.09 | BF258 0.25 | TIP47 0.65 | | | |
| DF96 0.65 | EF37A 3.60 | G230 0.85 | PL519 2.60 | 6AN8A 2.50 | 12AU6 0.60 | MC1349 1.20 | AC198 0.22 | BC212 0.09 | BF259 0.26 | TIP2955 0.84 | | | |
| DK91 0.90 | EF39 2.00 | G232 0.85 | PL802 2.50 | 6AR5 0.72 | 12AU7 0.55 | MC1495 3.00 | AD149 0.70 | BC212L 0.09 | BF336 0.34 | TIP3055 0.60 | | | |
| DK92 1.20 | EF42 1.95 | G233 3.25 | PL802 2.50 | 6AS5 1.50 | 12AX7 0.55 | MC1495 3.00 | AD161 0.35 | BC213 0.09 | BFX29 0.30 | TIS91 0.20 | | | |
| DK96 1.00 | EF55 2.25 | G234 2.00 | PY800 0.65 | 6AS6 3.50 | 12AX7 0.55 | MC1318 1.75 | AD162 0.39 | BC213L 0.09 | BFX84 0.26 | 2N3054 0.59 | | | |
| DL92 0.60 | EF80 0.48 | G237 3.50 | PY801 0.65 | 6AS7G 4.50 | 12AX7WA 1.50 | SN76003N 1.65 | AF124 0.34 | BC214 0.09 | BFX86 0.30 | 2N3055 0.59 | | | |
| DL94 1.00 | EF83 3.50 | KT66 USA 4.95 | QV002-6 0.80 | 6A7E 0.80 | | SN76003N 1.65 | AF125 0.32 | BC214L 0.09 | BFX88 0.25 | 2N3070 0.12 | | | |
| DL96 1.00 | EF85 0.48 | KT66 USA 4.95 | QV003-10 10.50 | 6A8U 0.55 | 12AY7 4.00 | SN76003N 1.65 | AF126 0.32 | BC217 0.09 | BFY50 0.21 | 2N3074 0.12 | | | |
| DL96 1.00 | EF86 0.70 | KT66 UK 9.00 | QV003-20A 2.50 | 6A8V 0.55 | 12AZ7A 1.50 | SN76131N 1.30 | AF127 0.32 | BC237 0.09 | BFY51 0.21 | 2N3075 0.12 | | | |
| DL96 1.00 | EF86 0.70 | KT88 USA 6.00 | QV003-40A 12.25 | 6BA6 0.50 | 12B6 1.05 | SN76660N 0.60 | AF139 0.42 | BC237 0.09 | BFY52 0.25 | 2N3076 0.12 | | | |
| DY86/87 0.55 | EF91 1.22 | KT88 USA 6.00 | QV006-40A 13.95 | 6BA7 3.75 | 12B6 1.05 | TA7222 1.80 | AF239 0.42 | BC327 0.10 | BT106 1.00 | 2N3078 0.12 | | | |
| DY802 0.60 | EF92 2.50 | KT88 UK 11.50 | QV006-40A 13.95 | 6BE6 0.50 | 12B6 1.05 | TA7222 1.80 | AU106 2.06 | BC327 0.10 | BT106 1.00 | 2N5294 0.38 | | | |
| ES5L 14.00 | EF93 0.85 | KT88 UK 11.50 | QV006-40A 13.95 | 6BE6 0.50 | 12B6 1.05 | TA7222 1.80 | AU107 1.75 | BC327 0.10 | BT106 1.00 | 2N5296 0.48 | | | |
| ES5L 14.00 | EF93 0.85 | KT88 UK 11.50 | QV006-40A 13.95 | 6BE6 0.50 | 12B6 1.05 | TA7222 1.80 | AU110 2.00 | BC327 0.10 | BT116 1.22 | 2N5298 0.38 | | | |
| EB0F 6.25 | EF183 0.56 | KTW61 1.50 | QV006-40A 13.95 | 6BE6 0.50 | 12B6 1.05 | TA7222 1.80 | AU113 1.48 | BC327 0.10 | BU105 1.22 | 2N5496 0.66 | | | |
| EB1CC 3.90 | EF184 0.56 | M8079 6.00 | QV006-40A 13.95 | 6BE6 0.50 | 12B6 1.05 | TA7222 1.80 | BU107 0.10 | BC327 0.10 | BU108 1.69 | 2N5496 0.66 | | | |
| EB2CC 1.50 | EF184 0.56 | M8079 6.00 | QV006-40A 13.95 | 6BE6 0.50 | 12B6 1.05 | TA7222 1.80 | BU107 0.10 | BC327 0.10 | BU108 1.69 | 2N5496 0.66 | | | |
| EB3CC 1.50 | EF184 0.56 | M8079 6.00 | QV006-40A 13.95 | 6BE6 0.50 | 12B6 1.05 | TA7222 1.80 | BU107 0.10 | BC327 0.10 | BU108 1.69 | 2N5496 0.66 | | | |
| EB3CC 1.50 | EF184 0.56 | M8079 6.00 | QV006-40A 13.95 | 6BE6 0.50 | 12B6 1.05 | TA7222 1.80 | BU107 0.10 | BC327 0.10 | BU108 1.69 | 2N5496 0.66 | | | |
| EB3CC 1.50 | EF184 0.56 | M8079 6.00 | QV006-40A 13.95 | 6BE6 0.50 | 12B6 1.05 | TA7222 1.80 | BU107 0.10 | BC327 0.10 | BU108 1.69 | 2N5496 0.66 | | | |
| EB3CC 1.50 | EF184 0.56 | M8079 6.00 | QV006-40A 13.95 | 6BE6 0.50 | 12B6 1.05 | TA7222 1.80 | BU107 0.10 | BC327 0.10 | BU108 1.69 | 2N5496 0.66 | | | |
| EB3CC 1.50 | EF184 0.56 | M8079 6.00 | QV006-40A 13.95 | 6BE6 0.50 | 12B6 1.05 | TA7222 1.80 | BU107 0.10 | BC327 0.10 | BU108 1.69 | 2N5496 0.66 | | | |
| EB3CC 1.50 | EF184 0.56 | M8079 6.00 | QV006-40A 13.95 | 6BE6 0.50 | 12B6 1.05 | TA7222 1.80 | BU107 0.10 | BC327 0.10 | BU108 1.69 | 2N5496 0.66 | | | |
| EB3CC 1.50 | EF184 0.56 | M8079 6.00 | QV006-40A 13.95 | 6BE6 0.50 | 12B6 1.05 | TA7222 1.80 | BU107 0.10 | BC327 0.10 | BU108 1.69 | 2N5496 0.66 | | | |
| EB3CC 1.50 | EF184 0.56 | M8079 6.00 | QV006-40A 13.95 | 6BE6 0.50 | 12B6 1.05 | TA7222 1.80 | BU107 0.10 | BC327 0.10 | BU108 1.69 | 2N5496 0.66 | | | |
| EB3CC 1.50 | EF184 0.56 | M8079 6.00 | QV006-40A 13.95 | 6BE6 0.50 | 12B6 1.05 | TA7222 1.80 | BU107 0.10 | BC327 0.10 | BU108 1.69 | 2N5496 0.66 | | | |
| EB3CC 1.50 | EF184 0.56 | M8079 6.00 | QV006-40A 13.95 | 6BE6 0.50 | 12B6 1.05 | TA7222 1.80 | BU107 0.10 | BC327 0.10 | BU108 1.69 | 2N5496 0.66 | | | |
| EB3CC 1.50 | EF184 0.56 | M8079 6.00 | QV006-40A 13.95 | 6BE6 0.50 | 12B6 1.05 | TA7222 1.80 | BU107 0.10 | BC327 0.10 | BU108 1.69 | 2N5496 0.66 | | | |
| EB3CC 1.50 | EF184 0.56 | M8079 6.00 | QV006-40A 13.95 | 6BE6 0.50 | 12B6 1.05 | TA7222 1.80 | BU107 0.10 | BC327 0.10 | BU108 1.69 | 2N5496 0.66 | | | |
| EB3CC 1.50 | EF184 0.56 | M8079 6.00 | QV006-40A 13.95 | 6BE6 0.50 | 12B6 1.05 | TA7222 1.80 | BU107 0.10 | BC327 0.10 | BU108 1.69 | 2N5496 0.66 | | | |
| EB3CC 1.50 | EF184 0.56 | M8079 6.00 | QV006-40A 13.95 | 6BE6 0.50 | 12B6 1.05 | TA7222 1.80 | BU107 0.10 | BC327 0.10 | BU108 1.69 | 2N5496 0.66 | | | |
| EB3CC 1.50 | EF184 0.56 | M8079 6.00 | QV006-40A 13.95 | 6BE6 0.50 | 12B6 1.05 | TA7222 1.80 | BU107 0.10 | BC327 0.10 | BU108 1.69 | 2N5496 0.66 | | | |
| EB3CC 1.50 | EF184 0.56 | M8079 6.00 | QV006-40A 13.95 | 6BE6 0.50 | 12B6 1.05 | TA7222 1.80 | BU107 0.10 | BC327 0.10 | BU108 1.69 | 2N5496 0.66 | | | |
| EB3CC 1.50 | EF184 0.56 | M8079 6.00 | QV006-40A 13.95 | 6BE6 0.50 | 12B6 1.05 | TA7222 1.80 | BU107 0.10 | BC327 0.10 | BU108 1.69 | 2N5496 0.66 | | | |
| EB3CC 1.50 | EF184 0.56 | M8079 6.00 | QV006-40A 13.95 | 6BE6 0.50 | 12B6 1.05 | TA7222 1.80 | BU107 0.10 | BC327 0.10 | BU108 1.69 | 2N5496 0.66 | | | |
| EB3CC 1.50 | EF184 0.56 | M8079 6.00 | QV006-40A 13.95 | 6BE6 0.50 | 12B6 1.05 | TA7222 1.80 | BU107 0.10 | BC327 0.10 | BU108 1.69 | 2N5496 0.66 | | | |
| EB3CC 1.50 | EF184 0.56 | M8079 6.00 | QV006-40A 13.95 | 6BE6 0.50 | 12B6 1.05 | TA7222 1.80 | BU107 0.10 | BC327 0.10 | BU108 1.69 | 2N5496 0.66 | | | |
| EB3CC 1.50 | EF184 0.56 | M8079 6.00 | QV006-40A 13.95 | 6BE6 0.50 | 12B6 1.05 | TA7222 1.80 | BU107 0.10 | BC327 0.10 | BU108 1.69 | 2N5496 0.66 | | | |
| EB3CC 1.50 | EF184 0.56 | M8079 6.00 | QV006-40A 13.95 | 6BE6 0.50 | 12B6 1.05 | TA7222 1.80 | BU107 0.10 | BC327 0.10 | BU108 1.69 | 2N5496 0.66 | | | |
| EB3CC 1.50 | EF184 0.56 | M8079 6.00 | QV006-40A 13.95 | 6BE6 0.50 | 12B6 1.05 | TA7222 1.80 | BU107 0.10 | BC327 0.10 | BU108 1.69 | 2N5496 0.66 | | | |
| EB3CC 1.50 | EF184 0.56 | M8079 6.00 | QV006-40A 13.95 | 6BE6 0.50 | 12B6 1.05 | TA7222 1.80 | BU107 0.10 | BC327 0.10 | BU108 1.69 | 2N5496 0.66 | | | |
| EB3CC 1.50 | EF184 0.56 | M8079 6.00 | QV006-40A 13.95 | 6BE6 0.50 | 12B6 1.05 | TA7222 1.80 | BU107 0.10 | BC327 0.10 | BU108 1.69 | 2N5496 0.66 | | | |
| EB3CC 1.50 | EF184 0.56 | M8079 6.00 | QV006-40A 13.95 | 6BE6 0.50 | 12B6 1.05 | TA7222 1.80 | BU107 0.10 | BC327 0.10 | BU108 1.69 | 2N5496 0.66 | | | |
| EB3CC 1.50 | EF184 0.56 | M8079 6.00 | QV006-40A 13.95 | 6BE6 0.50 | 12B6 1.05 | TA7222 1.80 | BU107 0.10 | BC327 0.10 | BU108 1.69 | 2N5496 0.66 | | | |
| EB3CC 1.50 | EF184 0.56 | M8079 6.00 | QV006-40A 13.95 | 6BE6 0.50 | 12B6 1.05 | TA7222 1.80 | BU107 0.10 | BC327 0.10 | BU108 1.69 | 2N5496 0.66 | | | |
| EB3CC 1.50 | EF184 0.56 | M8079 6.00 | QV006-40A 13.95 | 6BE6 0.50 | 12B6 1.05 | TA7222 1.80 | BU107 0.10 | BC327 0.10 | BU108 1.69 | 2N5496 0.66 | | | |
| EB3CC 1.50 | EF184 0.56 | M8079 6.00 | QV006-40A 13.95 | 6BE6 0.50 | 12B6 1.05 | TA7222 1.80 | BU107 0.10 | BC327 0.10 | BU108 1.69 | 2N5496 0.66 | | | |
| EB3CC 1.50 | EF184 0.56 | M8079 6.00 | QV006-40A 13.95 | 6BE6 0.50 | 12B6 1.05 | TA7222 1.80 | BU107 0.10 | BC327 0.10 | BU108 1.69 | 2N5496 0.66 | | | |
| EB3CC 1.50 | EF184 0.56 | M8079 6.00 | QV006-40A 13.95 | 6BE6 0.50 | 12B6 1.05 | TA7222 1.80 | BU107 0.10 | BC327 0.10 | BU108 1.69 | 2N5496 0.66 | | | |
| EB3CC 1.50 | EF184 0.56 | M8079 6.00 | QV006-40A 13.95 | 6BE6 0.50 | 12B6 1.05 | TA7222 1.80 | BU107 0.10 | BC327 0.10 | BU108 1.69 | 2N5496 0.66 | | | |
| EB3CC 1.50 | EF184 0.56 | M8079 6.00 | QV006-40A 13.95 | 6BE6 0.50 | 12B6 1.05 | TA7222 1.80 | BU107 0.10 | BC327 0.10 | BU108 1.69 | 2N5496 0.66 | | | |
| EB3CC 1.50 | EF184 0.56 | M8079 6.00 | QV006-40A 13.95 | 6BE6 0.50 | 12B6 1.05 | TA7222 1.80 | BU107 0.10 | BC327 0.10 | BU108 1.69 | 2N5496 0.66 | | | |
| EB3CC 1.50 | EF184 0.56 | M8079 6.00 | QV006-40A 13.95 | 6BE6 0.50 | 12B6 1.05 | TA7222 1.80 | BU107 0.10 | BC327 0.10 | BU108 1.69 | 2N5496 0.66 | | | |
| EB3CC 1.50 | EF184 0.56 | M8079 6.00 | QV006-40A 13.95 | 6BE6 0.50 | 12B6 1.05 | TA7222 1.80 | BU107 0.10 | BC327 0.10 | BU108 1.69 | 2N5496 0.66 | | | |
| EB3CC 1.50 | EF184 0.56 | M8079 6.00 | QV006-40A 13.95 | 6BE6 0.50 | 12B6 1.05 | TA7222 1.80 | BU107 0.10 | BC327 0.10 | BU108 1.69 | 2N5496 0.66 | | | |
| EB3CC 1.50 | EF184 0.56 | M8079 6.00 | QV006-40A 13.95 | 6BE6 0.50 | 12B6 1.05 | TA7222 1.80 | BU107 0.10 | BC327 0.10 | BU108 1.69 | 2N5496 0.66 | | | |
| EB3CC 1.50 | EF184 0.56 | M8079 6.00 | QV006-40A 13.95 | 6BE6 0.50 | 12B6 1.05 | TA7222 1.80 | BU107 0.10 | BC327 0.10 | BU108 1.69 | 2N5496 0.66 | | | |
| EB3CC 1.50 | EF184 0.56 | M8079 6.00 | QV006-40A 13.95 | 6BE6 0.50 | 12B6 1.05 | TA7222 1.80 | BU107 0.10 | BC327 0.10 | BU108 1.69 | 2N5496 0.66 | | | |
| EB3CC 1.50 | EF18 | | | | | | | | | | | | |



**AS REVIEWED
IN THIS ISSUE!**
(See pages 29, 30, 31)

THE MORSE TALKER THE PRODUCT THAT SPEAKS FOR ITSELF!!



FEATURES

- ★ Complete self-contained Speaking Morse Tutor
- ★ Latest state of the art microprocessor speech synthesis system
- ★ Suitable for beginners and proficient operators alike

- ★ Wide speed range: 2-20 wpm
- ★ High speed option: 12-48 wpm
- ★ Variable group length and single character facility

PRICE £99.00 inc VAT (P&P £2.00)

DESCRIPTION

This unique product is a self-contained SPEAKING MORSE TUTOR and as well as a random morse generator, the MMS1 incorporates a microprocessor speech synthesis system which provides talk back of the morse after transmission, giving the pupil the opportunity of checking his proficiency. This unit represents a truly cost effective means of obtaining a full class A amateur licence, without having to rely on a third party for instruction.

The unit requires only a DC power supply, 9 to 13.8 volts, to enable operation and this should be connected to the power socket located on the rear panel via the supplied plug.

To give this product appeal not only to the beginner but also the proficient operator we have incorporated six 'learning levels'. In this way it is a simple matter to become more and more proficient, even after passing the Morse Test. The six ranges are:

- | | |
|--------------------|--------------------------------|
| LETTERS ONLY: | A - F, A - M, A - U, A - Z. |
| NUMBERS ONLY: | 0 - 9. |
| LETTERS & NUMBERS: | 0 - Z. |

Also for each of the above ranges the user can select:

- | | |
|------------------------------|-------------------|
| 1) One letter | } BEFORE TALKBACK |
| 2) Five letters (One word) | |
| 3) Fifty letters (Ten words) | |

In addition a useful facility is provided in that continuous morse can be sent. (No talkback facility in this mode).

Morse can be sent in the range 2-20 words per minute (w.p.m.) in 2 w.p.m. increments. Speed selection is made by depressing the front panel mounted switch marked 'SPEED SELECT'. However, at speeds of 12 w.p.m. or less, characters are

sent at 12 w.p.m. but the spacing is adjusted for the selected speed. In this way morse rhythm will be instilled, since this is the essence of good morse rather than the 'dots and dashes' approach. The incorporation of a crystal-controlled reference ensures totally accurate character and space, lengths and intervals thereby producing a perfect rhythm.

The MMS1 contains an internal loudspeaker which may be supplemented by either headphones or an external loudspeaker, by connection to the socket marked 'EXTERNAL SPEAKER' located on the rear panel. The available audio output level at this socket is 250mW. In addition a tape recorder socket is also located on the rear panel, so that recordings may be made at any time, without disabling the internal loudspeaker.

It is also possible to use the internal sidetone oscillator for sending practice and this may be achieved by connecting a suitable morse key to the socket marked 'KEY'. (N.B. - This facility does not provide talkback).

The MMS1 utilises 2 microprocessors, 2 memory I.C.'s and various other integrated circuits and semiconductors. All circuitry is constructed on high quality glass-fibre printed circuit board, and the unit is housed in a highly durable black diecast enclosure.

PRICE: £99.00 inc. VAT. (P&P £2.00).

HIGH SPEED OPTION. As an optional extra an alternative higher speed EPROM memory I.C. can be purchased providing a 12-48 w.p.m. speed range in 4 w.p.m. increments. Also supplied with this EPROM is an easily attachable label to amend the indicated speed range on the front panel.

ALL MICROWAVE MODULES PRODUCTS ARE FULLY GUARANTEED FOR 12 MONTHS (INCLUDING PA TRANSISTORS)



WELCOME

MICROWAVE MODULES
BROOKFIELD DRIVE, AINTREE, LIVERPOOL L9 7AN, ENGLAND
Telephone: 051-523 4011 Telex: 628608 MICRO G
CALLERS ARE WELCOME, PLEASE TELEPHONE FIRST

HOURS:
MONDAY-FRIDAY
9-12.30, 1-5.00

NEW THIS MONTH BIGEAR 500A

Another Super 2 Metre
Rig from UNIDEN

Ideal for mobile or base use. Covers 144-148 MHz with 800 synthesised 5 KHz channels, 1 dial programmable memory channel and 4 diode matrix programmable scan channels. 25 and 1 watt power switch, LED readout of transmit, receive and offset frequencies. Programmable offset + / - 0.6, 0.7, 1.0, 1.2 and 1.6 MHz. Automatic 1750 Hz tone burst. 1.2 watt Audio output.

PRICE: £199.00 inc VAT



328 FM SCANNING MONITOR

without a clock but with
performance

A tailor made, no compromise unit designed for the UK market. Covers 55-88, 144-174 and 400-470 MHz in 12.5 KHz steps. Features include:- Frequency synthesis with continuous display of active channel. 2 speed scan with priority and channel lockout. 20 memory channels. Auxilliary equipment control. Block frequency search option between programmable limits. Mains or battery operation. Vehicle mount provided.

Acclaimed by the "Snoopers" of Britain as the BEST

PRICE: £198.00 inc VAT (Carr and packing £3.00)



PLUGS AND SOCKETS

| Description | Code | £ | Description | Code | £ |
|------------------------------------|---------|------|-----------------------------------|--------|------|
| 4 Pin Mic Plug | (514) | 0.69 | PL259 Screw-on for UR67/RG8-U | (573) | 0.58 |
| 4 Pin Mic Socket | (515) | 0.69 | SO239 to Quickfit PL259 Adaptor | (575) | 0.75 |
| PL259 Plug | (551/S) | 0.55 | PL259SE Side Entry Plug for UR43 | (577) | 0.68 |
| SO239 Square Chassis Mount Skt | (552) | 0.55 | SO239SE Side Entry Skt for UR43 | (578) | 0.70 |
| 2 x SO239 In line Coupler | (553) | 0.87 | Dummy Load - 30 watt - 50 ohm | (589) | 5.75 |
| SO239 Single Hole Mount Skt | (554) | 0.52 | 2 x Female BNC Incline Couplers | (1505) | 1.55 |
| Reducer for PL259 | (555) | 0.18 | 2 x Male BNC Incline Couplers | (1506) | 2.24 |
| SO239 to Phono Plug Adapter | (557) | 0.39 | 1 x Male, 2 x Female BNC 'T' Conn | (1507) | 2.30 |
| SO239 to PL259 Elbow Coupler | (558) | 1.00 | 3 x Female BNC 'T' Connectors | (1508) | 2.25 |
| 3 x SO239 'T' Connector | (559) | 1.27 | SO239 to BNC Plug Adaptor | (1520) | 1.84 |
| 2 x SO239 to 1 PL259 'T' Conn | (560) | 1.48 | PL259 to BNC Socket Adaptor | (1521) | 1.84 |
| 2 x PL259 Inline Coupler | (563) | 0.75 | | | |
| PL259 to SO239 Lightning Arrester | (566) | 1.38 | | | |
| SO239 to SO239 Lightning Arrester | (567) | 1.10 | | | |
| Solderless Splicer for UR67 Cable | (569) | 0.92 | | | |
| Lighted Dummy Load | (570) | 1.15 | | | |
| PL259 with built in reducer (UR43) | (572) | 0.64 | | | |

ALL ABOVE PRICES INCLUDE VAT

Add £0.25 for postage and packing for up to 4 items and for each additional 4 items or part thereof. Contact for rates for large quantities. Order using code numbers listed above.

Zycomm Electronics Ltd.

Full range of amateur and commercial antennas and Home Office approved two way radio equipment available. SAE for details.

47/51 Pentrich Rd., Ripley, Derby DE5 3DS Tel (0773) 44281 Telex 377466

SUGIYAMA F850



An all band (160 to 2m including 4m) all mode transceiver, with a specification to suit the most discerning operator.

VOX and speech processor as standard. 10 watts output SSB/CW/FM — 5 watts AM Mains or Battery, large LED frequency display.

LIST PRICE:

Fitted 2.4 KHz filter £799.00 inc VAT

Fitted ALL filters £899.00 inc VAT

432 MHz Transverter (ordered with F850) £100.00 inc VAT

Zycomm Z5800 Hand Portable

A no nonsense synthesised rig, free of gimmicks yet offering high power and good sensitivity. Covers 144-148 MHz with channels in 5 KHz spacing selected by decade switches. Slide switches control simplex or repeater and high or low power operation. Low power level is adjustable by internal preset. Maximum power (5 watts nominal) may exceed 7.5 watts from internal NiCd battery pack. Antenna has BNC connector.

PRICE: Z5800, Desk Charger and Remote Mic/
Speaker £199.00 inc VAT




STABILISED POWER SUPPLIES

Rugged professional quality units at realistic prices

5 Amp — £18.40 inc VAT

7 Amp — £32.00 inc VAT



AZDEN AS006 COMMUNICATIONS SPEAKER

Adds punch to any rig — rated up to 6 watts. Supplied with moulded jack plug and mounting bracket.

Price £11.50 inc VAT

NOVEMBER
NOVEMBER
NOVEMBER
NOVEMBER
NOVEMBER
NOVEMBER
NOVEMBER
NOVEMBER
NOVEMBER

EUROCOMM CB Deluxe 40

A 40 channel 27 MHz FM transceiver approved to Home Office Specification MPT 1320 will be available in November at £65.00 inc VAT.

Send SSAE to receive full details of the Eurocomm Deluxe 40.

TRADE ENQUIRIES INVITED

Ci-110 Mk2 POWER AMP

A Solid State, all modes unit covering 1.7 to 38 MHz. Typical power output 130 watts for 215 watts DC input and 4-7 watts drive (15 watts SSB). RF sensing VOX circuit. Switchable receive pre-amp. Supply requirements: 13.8V at 20A, Negative Earth. Size 5" w x 7" l x 3" h. Weight: 2.5lbs.

Price — £99.00 inc VAT

Similar model available for 49 MHz available shortly.

YOUR LAST CHANCE
TO BUY THIS POPULAR
LINEAR AT THIS PRICE



Please address all Amateur Equipment correspondence for the attention of Lou Glover (G4GKJ)

Zycomm Electronics Ltd.

G3ZYC G8CNB G3NJX G3ZYD G4GKJ G8ZYC
47/51 Pentrich Rd., Ripley, Derby DE5 3DS
Tel Ripley (0773) 44281 Telex 377466

Agents: Clem Tabor (G3UGR), Banksia, Queen Camel, Yeovil, Somerset 0935-850463 (Evenings & Weekends only)
Alan Kenyon (GW4DOO), 24 Connaught Street, Port Talbot, Glamorgan 0639-887963
Peter Clark (G4IUV), 91 Farmer Road, Leyton, London E10 5DJ 01-539 3385
Bob Finch (G4DDM), REF Electronics, Church Road, Pen, HighWycombe 049 481-4483
Ted Bowen (G4JKQ), Coalville Communications, 6 Ashby Road, Coalville, Leicestershire 0530-38779 (Day) 0530-60396 (Evenings)

TRIO**LAR**

AUTHORISED
ICOM
DEALER

SHORT WAVE 'GOOD BUYS'

Buy from the Short Wave Specialists every time ... you'll get good service from professionals who know your hobby well. For example:



R1000 Communications Receiver for use at home and in your boat or caravan
PRICE

£297.85

SX200N Scanning Receiver 26 MHz to 512 MHz
PRICE

£264.00

SRX 30D. The most popular Short Wave listeners receiver, 0.2 - 30 MHz now with digital readout!
PRICE

£195.00

TS130S 200W pep mobile transceiver, with new bands fitted.
PRICE

£525.09

HERE IS A SELECTION OF TOP BUYS

TRIO EQUIPMENT

- HS5 Communications headphones, tailored response£21.85
 HS4 Communications headphones, tailored response£10.35
 LAR 1kW P.E.P. 3-way antenna switch£16.95
 LAR Antenna traps for multi-band dipole ..£12.50

VHF AMATEUR RECEIVERS

- WOLFSEN Tuneable/crystal 2m FM receiver
 1200 144 146 MHz£46.00
 AMR217B Scanner. The best mains/battery operated FM Receiver 144-146 MHz£120.75

VHF/UHF CUSHCRAFT products available

- Famous Ringo Ranger 2m co-linear£32.00
 GDXX2 VHF/UHF Discone Antenna 50-480MHz ..£39.50

NEW HF VERTICAL ANTENNA

- HF5 80 10m vertical£48.50
 HF5R Optional radial kit for roof mounting£28.00
 LAR-Omni-Match S.W.L. Antenna tuner 200KHZ to 30MHZ£29.95
 CX3A 3-way S.W.L. Antenna Switch£5.50

All TRIO and ICOM Transceivers normally in stock. We always have a good selection of second-hand equipment plus a comprehensive range of accessories.

LAR

Leeds Amateur Radio
 27 Cookridge Street, Leeds LS2 3AG
 Tel: (0532) 452657 (Shop)
 Mail Order/Service Department:
 60 Green Road, Meanwood, Leeds LS6 4JP.
 Tel: (0532) 782224

HOW TO BUY!

By post - or 'phone your Barclaycard, Access or LAR Creditcard number. Alternatively, call in for a chat. The shop is just 10 minutes from Leeds City Station and there's easy parking if you travel by car. *Instant HP for licensed Amateurs *Extended Credit Terms Available. **A QUOTATION ON ALL CREDIT ITEMS IS AVAILABLE.** *Open 9.15 - 6.00 pm, Saturday 9.15 - 5.30 pm.

| | | |
|--------------|--------|------------------|
| CITY LIBRARY | No. 27 | COOKRIDGE STREET |
| THE HEADROW | | |

FROM THE SHOP - We're close to the station and car parks. Do call in and see Uncle Tom's cabin!

POST NOW!

Send 50p for Catalogue and Price List.

I enclose cheque for £..... Plus 50p for Brochure*
 *delete if not applicable.

to purchase _____

Name _____

Address _____

PW1

Post to: Leeds Amateur Radio, 60 Green Road, Meanwood, Leeds LS6 4JP.

TO BARCLAYCARD/ACCESS/LAR

I authorise you to debit my Barclaycard/Access/
 LAR Budget Account with the amount of £.....



My No. is

Signature _____

TRIO DISTRIBUTOR, LAR are area distributors for CUSHCRAFT, Antenna Specialists, ICOM, Microwave Modules.



comment...

FREEDOM ?

REGULAR readers will know that I am very much against the improper use of any radio transmitting equipment, be it illegal CB, a jammer, or just a badly adjusted transmitter. All of these can and do interfere with other people's legitimate use or enjoyment of facilities in which they have made a considerable investment in equipment and also perhaps licence fees.

The close control maintained over the use of radio transmitters in the UK in bygone years meant that the public could generally enjoy radio, TV or hi-fi free of interference. Alas, this is no longer so; poorly drafted legislation and government dilly-dallying have allowed these islands to be flooded with illegal CB transceivers, often used to drive "linear amplifiers" which are anything but linear.

The performance specifications and licence for the UK's new legal CB systems, which should be in operation by the time this appears in print, leave far too many things to chance, and unless firm steps are taken to control both the illegal and legal services, many people may as well sell off their TV or hi-fi and take up gardening, d.i.y., hiking or whatever. They should do it carefully though, because their local ambulance radio channels could be jammed too!

The UK Wireless Telegraphy Acts control not only transmission but reception too. Any person who, without authority, uses radio apparatus with intent to obtain information as to the contents, sender or addressee of any message is guilty of an offence. The problems of establishing intent have meant that there are very few

prosecutions, and these are usually confined to blatant breaches of the law, like the chap who was showing yards of radio-teleprinter copy from a subscription news service to all and sundry in his local pub.

There can be few owners of v.h.f. f.m. receivers in the UK who have not found the police transmissions on Band II, or owners of general coverage communications receivers who have not eavesdropped on shipping or other commercial links in the h.f. bands. Monitor and scanning receivers covering air, marine, private mobile and public service channels are freely sold today in high street stores. Users of radio services know they are not confidential, and may take steps to protect their conversations with scramblers or codes, or use more secure routes such as land-line or satellite for the most sensitive messages.

So, remembering also that receivers cause little or no interference to other radio users, there seems to me a very good case for doing away with the present law on the grounds that it is virtually unenforceable. Instead, make it an offence to make use of any information gained by eavesdropping, which would appear — at first sight at least — to be far easier to prove. Perhaps such a change could be included in the revisions in UK radio regulations which are currently under way.

Geoff Arnold



services

QUERIES

While we will always try to assist readers in difficulties with a *Practical Wireless* project, we cannot offer advice on modifications to our designs, nor on commercial radio, TV or electronic equipment. Please address your letters to the **Editor, "Practical Wireless", Westover House, West Quay Road, Poole, Dorset BH15 1JG**, giving a clear description of the problem and enclosing a stamped self-addressed envelope. Only one project per letter please.

Components for our projects are usually available from advertisers. For more difficult items, a source will be suggested in the "Buying Guide" box included in each constructional article.

PROJECT COST

The approximate cost quoted in each constructional article includes the box or case used for the prototype. For some projects the type of case may be critical; if so this will be mentioned in the Buying Guide.

CONSTRUCTION RATING

Each constructional project will in future be given a rating, to guide readers as to its complexity:

Beginner

A project that can be tackled by a beginner who is able to identify components and handle a soldering iron fairly competently. Generally this category will be used for simple projects, but sometimes for more complicated ones of wide appeal. In this case, construction and wiring will be dealt with in some detail.

Intermediate

A project likely to appeal to a wide range of constructors, and requiring only basic test equipment to complete any tests and adjustments. A fair degree of experience in building electronic or radio projects is assumed.

Advanced

A project likely to appeal to an experienced constructor, and often requiring access to workshop facilities and test equipment for construction, testing and alignment. Constructional information will generally be limited to the more critical aspects of the project. Definitely not recommended for a beginner to tackle on his own.

SUBSCRIPTIONS

Subscriptions are available to both home and overseas addresses at £13.00 per annum, from "**Practical Wireless**" **Subscription Department, Room 2613, King's Reach Tower, Stamford Street, London SE1 9LS**. Airmail rates for overseas subscriptions can be quoted on request.

BACK NUMBERS AND BINDERS

Limited stocks of some recent issues of *PW* are available at 95p each, including post and packing to addresses at home and overseas.

Binders are available (Price £4.30 to UK addresses and overseas, including post and packing) each accommodating one volume of *PW*. Please state the year and volume number for which the binder is required.

Send your orders to **Post Sales Department, IPC Magazines Ltd., Lavington House, 25 Lavington Street, London, SE1 0PF**. All prices include VAT where appropriate.

Please make cheques, postal orders, etc., payable to IPC Magazines Limited.

CRYSTAL

CALIBRATOR

R. A. PENFOLD

This crystal calibrator is primarily intended for use with a communications receiver to check the dial calibration, and to enable accurate readjustment to be carried out when necessary. It can also be used to tune a receiver to a desired frequency with an accuracy of about 1kHz or so, which is good enough for all normal requirements. This is especially useful when searching for a particular broadcast station which has a known operating frequency and time. The calibrator can, of course, also be used for checking frequency meters, v.f.o.s, and other similar test gear.

The unit provides switch selected outputs of 10kHz, 100kHz, 1MHz and 4MHz. Powered from two small 9 volt batteries, it is housed in a case measuring about 153 x 84 x 59mm. Harmonics from the unit can be detected at frequencies beyond the upper limit of the s.w. spectrum (30MHz) on any reasonably sensitive s.w. receiver. The two higher frequency outputs provide harmonics that are quite strong even at about 150MHz.

The Circuit

The circuit, shown in Fig. 1, consists of three basic sections: a 4MHz crystal oscillator, a divider chain, and an output waveform shaper. The purpose of the divider chain is to produce the additional 1MHz, 100kHz, and 10 kHz output signals from the basic 4MHz one. The output shaper merely ensures that the output signal has a very fast risetime so that harmonics of the output frequency are available at good strength up to frequencies of many megahertz.

Harmonics are signals at multiples of the fundamental frequency. For example, the 4MHz signal produces harmonics at 8MHz, 12MHz, 16MHz, 20MHz, etc. The 1MHz signal produces harmonics at 2MHz, 3MHz, 4MHz, 5MHz, and so on. Thus the unit does not just provide four output frequencies, but a multitude of calibration points. In theory the 10kHz output signal will provide

all the required calibration signals, rendering the other three fundamental frequencies unnecessary. In practice though, this is not the case, since the calibration points would be so closely spaced that identifying each one would be virtually impossible. The harmonics of the higher frequency outputs are well spaced out and easily identified, and can be used to help with the identification of the 10kHz harmonics, as we shall see later.

The 4MHz crystal oscillator uses Tr1 in a Pierce oscillator circuit. Trimmer capacitor C2 enables the output frequency to be accurately tuned to the appropriate frequency, and the stability of a crystal controlled oscillator is such that once adjusted, the circuit should not require readjustment for a considerable length of time. Tr2 is a simple common emitter amplifier which ensures that the output voltage swing of the oscillator circuit is sufficient to reliably drive the subsequent divider stage.

Three divider stages are used, each employing a c.m.o.s. device. IC1 is the first stage, and this is a 4018 divide by N counter. It can be used to divide by any even whole number from 2 to 10 inclusive. In this application the data input at pin 1 is connected to the $\bar{Q}2$ output at pin 4 so that the required division rate of 4 is obtained, and a 1MHz output signal is produced.

The other two divider stages are identical, and each use a 4017 decade counter to give a division ratio of 10. Thus the 100kHz signal appears at the output (pin 12) of IC2, and the 10kHz signal appears at the output of IC3.

Rotary switch S1 is used to select the output carrying the desired fundamental frequency, and to pass this signal to the waveform shaping stage. There are two factors which determine the strengths of the various harmonics of the output signal. These are the amplitude of the signal, and its shape. The mark-space ratio has some effect on the strengths of the harmonic signals, and in theory certain mark-space ratios result in some of the harmonics being totally absent. A 1 to 1 mark-space ratio, for example,

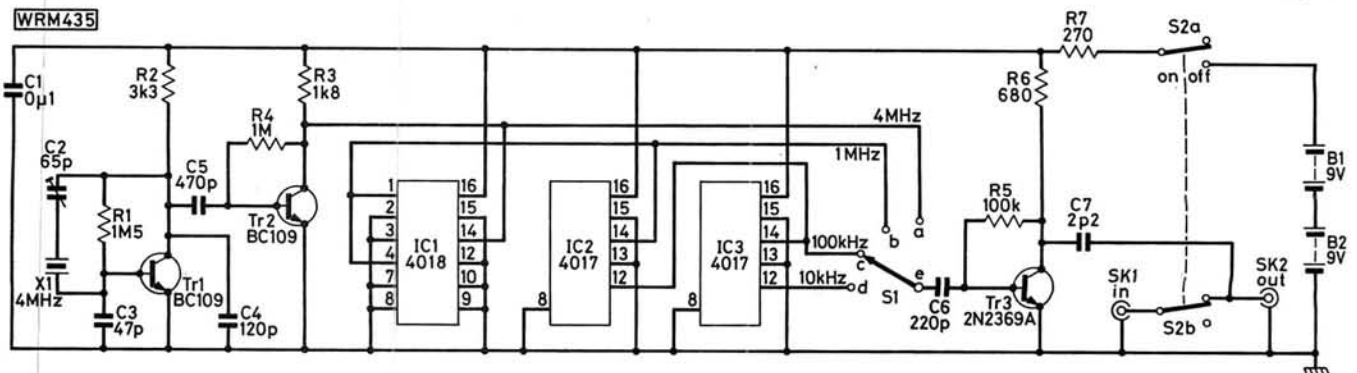


Fig. 1: The circuit of the Crystal Calibrator

theoretically only has the odd order harmonics (i.e. three times the fundamental frequency, 5 times the fundamental frequency, 7 times, and so on). In practice there will be some variation in the strengths of the harmonics on the output, but none of them will actually be missing. Even if the mark-space ratio of the output was to be such that certain harmonics should be absent, imperfections in the signal would actually prevent this from happening, and these harmonics would simply be lower in amplitude than those around them.

There is a general fall away in the strengths of the higher order harmonics. In order to minimise this effect it is essential for the output waveform to have a rise time which is as fast as possible. This is the purpose of the out-


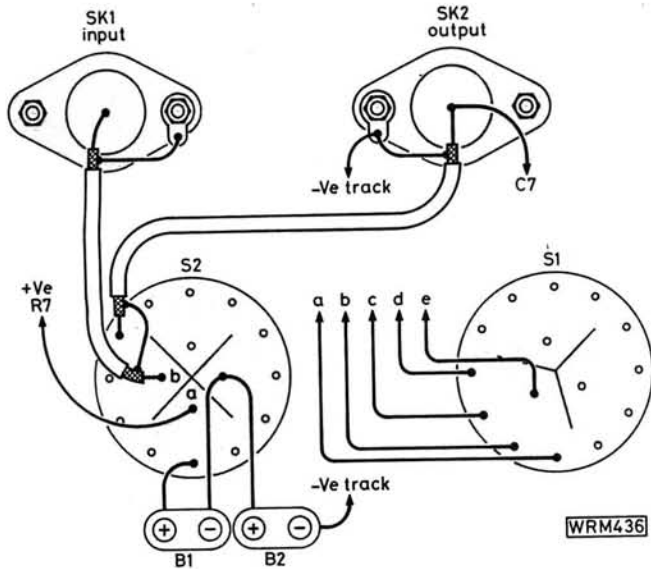


Fig. 2: (Top left) the inter-wiring between the switches, sockets and p.c.b. of the calibrator

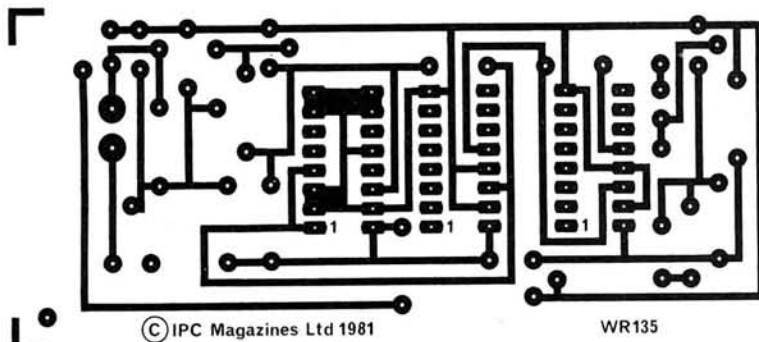


Fig. 3: (Left) the full size copper track pattern for the printed circuit board

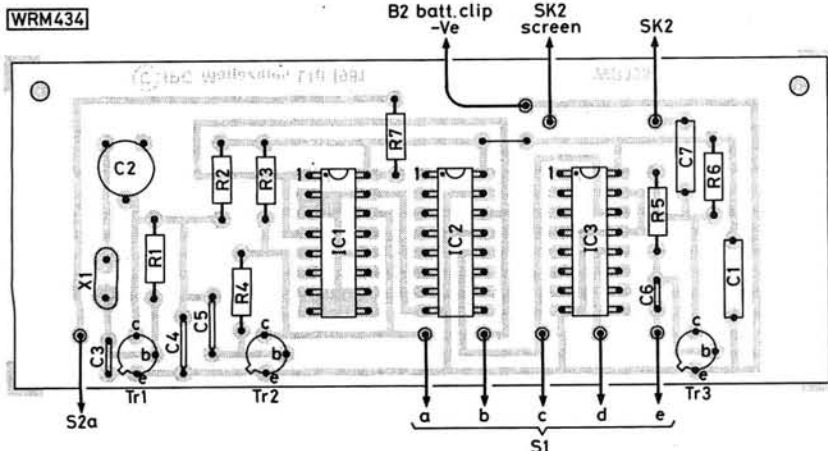


Fig. 4: (Left) the component placement drawing of the p.c.b. The picture at the top of the page shows the internal layout of the calibrator

CONSTRUCTION RATING **Beginner**

BUYING GUIDE

Constructors should have no difficulty in obtaining the components for this project. The crystal can be obtained from several sources including QuartSLab and P. R. Gollidge Electronics, both of whom advertise in this magazine. Electrovalue can also supply all of the components.

APPROXIMATE COST £10

★ components

Resistors

$\frac{1}{4}$ W 5% Carbon film

| | | |
|---------------|---|----|
| 270 Ω | 1 | R7 |
| 680 Ω | 1 | R6 |
| 1.8k Ω | 1 | R3 |
| 3.3k Ω | 1 | R2 |
| 100k Ω | 1 | R5 |
| 1M Ω | 1 | R4 |
| 1.5M Ω | 1 | R1 |

Capacitors

Ceramic Plate

| | | |
|-------|---|----|
| 2.2pF | 1 | C7 |
| 47pF | 1 | C3 |
| 120pF | 1 | C4 |
| 220pF | 1 | C6 |
| 470pF | 1 | C5 |

Polyester (C280)

| | | |
|-------------|---|----|
| 0.1 μ F | 1 | C1 |
|-------------|---|----|

Film Dielectric Trimmer

| | | |
|------|---|----|
| 65pF | 1 | C2 |
|------|---|----|

Semiconductors

Transistors

| | | |
|---------|---|-------|
| BC109 | 2 | Tr1,2 |
| 2N2369A | 1 | Tr3 |

Integrated Circuits

| | | |
|------|---|-------|
| 4017 | 2 | IC2,3 |
| 4018 | 1 | IC1 |

Miscellaneous

4MHz crystal, 30pF, HC-18/U; Rotary switch 3p.4w. (S1); Rotary switch 4p.2w. (S2) (see text); Coaxial sockets (2); Plastics case (see text); PP3 batteries and connectors (2); Printed circuit board.

put waveform shaper, which uses a high speed switching transistor in the common emitter mode to give a suitably fast switching time.

The unit is connected in line with the receiver's aerial lead, the input from the aerial being taken to SK1 and the output to the receiver coming from SK2. The output from the calibrator is coupled to the output socket via low value capacitor C7. S2b disconnects the aerial from SK2 when the calibrator is switched on, and this is necessary for two reasons. It prevents the output signal of the calibrator from being connected to the aerial and causing illegal radiation, and it blocks the aerial signal from the receiver so that the signal from the calibrator is not lost amongst a multitude of strong aerial signals.

The unit requires a supply voltage of about 12 to 15 volts, and this is obtained from two 9 volt batteries connected in series, the excess voltage being lost through dropper resistor R7.

Construction

The circuit is constructed on a printed circuit board using the foil pattern and component layout illustrated in Figs. 3 and 4. The specified crystal has an HC-18/U case, which is a wire ended type, and it is therefore soldered direct to the p.c.b. in the same way as the other components. However, the two soldered joints must be completed fairly rapidly so that the crystal does not overheat and become damaged. All three i.c.s are c.m.o.s. types and the usual handling precautions should be taken when dealing with these. Sockets are recommended for these devices.


Fig. 2 shows the point to point wiring of the calibrator, and this is all quite straight forward. An otherwise unused tag of S2 is used to provide a suitable connection point for the junction of the two batteries. S2 is a 4p.3w. rotary switch with the end stop set for 2 way operation.

A Verobox type 75-1238D makes a suitable housing for the calibrator, and the printed circuit board can be fitted onto the rear set of mounting pillars moulded into the base section of the case using the self tapping screws supplied with the case. The general layout of the unit can be seen from the photographs, but is not critical and any sensible layout can be employed.

Adjustment

Probably the easiest way to adjust the unit for a high degree of accuracy is to use the BBC 200kHz l.w. transmission as a frequency standard. Adjust an ordinary transistor radio for reception of the BBC Radio 4 l.w. transmission, and place around the set a length of insulated wire fed from SK2 of the calibrator. With the calibrator switched on and S1 set to the "100kHz" position, a beat note between the 200kHz carrier wave and the

continued on page 37 ▶▶▶





Lee Electronics Ltd

ONE OF LONDON'S OLDEST COMMUNICATIONS

ESTABLISHMENTS

!! IS NOW STOCKING C.B. !!

WHY BUY FROM US ???

WE ARE IN THE HEART OF LONDON'S ELECTRONIC CENTRE

WE HAVE BEEN SUPPLYING COMMUNICATIONS FOR OVER 10 YEARS

YOU CAN COME IN AND GET EXPERT ADVICE FROM THE PEOPLE WHO **KNOW** ABOUT COMMUNICATIONS

WE HAVE ONE OF THE BEST SERVICE CENTRES WITH OVER £100,000 OF TEST EQUIPMENT TO KEEP YOUR EQUIPMENT ON THE AIR

WHEN ALL IS SAID AND DONE YOU WOULDN'T BUY A CAR FROM AN ELECTRONICS SHOP SO WHY BUY YOUR C.B. FROM ANYWHERE BUT A COMMUNICATION SPECIALIST?



HUGE RANGE OF CB SETS/ ANTENNAS/ACCESSORIES COME IN AND TRY THEM

COME AND SEE THE **AMAZING NEW TELECOMM TC 9000** AND LOTS LOTS MORE

**YOU WON'T BEAT OUR SERVICES OR OUR PRICES!
YOUR ONE STOP SHOP FOR ALL YOUR NEEDS!**

400 EDGWARE ROAD,
LONDON W2
01-723 5521 Tlx 298765



NEAREST TUBE:
EDGWARE ROAD
PADDINGTON

BUSES:
6, 8, 16, 16A,
176, 616.

**SPECIAL
PRODUCT
REPORT**

FT-290R

**MULTI-MODE
PORTABLE
TRANSCEIVER**


I can remember a time, not so many years ago, when a 2m crystal controlled f.m. only hand-held, offering the staggering total of 12 channels, 1W of r.f. and all contained within a "minute" 2kg package, was regarded as the ultimate. (Those were the good old days!)

Rapid developments in l.s.i. technology soon after made available, at a price, facilities allowing the operator a degree of flexibility previously only dreamed of, or found within 19 inch rack mounts. Eighteen months ago heralded the arrival of multi-mode mobile transceivers employing fully synthesised coverage of 2m. Very nice.

Well, having almost got over that episode along comes the Yaesu FT-290R, a true portable rig, embodying all the previous "state of the art" sub-systems of the mobile/base stations but enclosed in a package slightly smaller than the original f.m. only, sparsely channelled rig!

Features and Controls

The first question when contemplating the purchase of any new rig must be can it be operated easily, safely and in a straightforward manner in the normal operating environment. In this case the answer is definitely affirmative.

Front panel, or top face when vertically mounted, controls are well identified and provided with easily accessible knobs or key pad type switches.

A large 26mm diameter knurled plastic knob is located centrally on the front panel, providing the control adjustment for the dual, independent, v.f.o.s. This control features the familiar "click stop" ratchet mechanism, being both light in operating pressure and positive in its action.

Selection of the required v.f.o. is made by depression of the latching v.f.o. A/B pushbutton. An additional STEP button allows 12.5 or 25kHz increments of either v.f.o. when in the f.m. mode and 1kHz or 100Hz steps in s.s.b. and c.w. Receiver incremental tuning is available at a fixed 100Hz step rate in all modes, selected by depressing the CLAR button.

For f.m. repeater operation a ± 600 kHz transmit offset option is available whilst using either v.f.o. In addition up to ten frequencies may be entered into the memory system and are selected by an additional control knob and memory key

switch. Any required in-band transmit receive split may be obtained by using a pre-programmed memory channel and v.f.o. setting combination in conjunction with the MPU alternative function F and DIAL/S buttons.

Other front panel features include a conventional dual concentric volume and squelch control, the latter being precise in its operation and only operative in the f.m. position of the adjacent six position mode selector switch.

A small moving coil meter is provided to indicate received signal strength; battery charge state and relative power output. Mounted directly over the v.f.o. control knob is an easily read 35 x 10mm liquid crystal display, indicating operating frequency and mode; frequency resolution is to 100Hz, the reading giving the last 5 digits of the frequency in use. For operation in poor lighting conditions a rear apron switch can be latched to illuminate the "S" meter and l.c.d., both devices are easily read.

Also found on the front panel is a telescopic $\frac{1}{4}$ antenna, which may be retracted into the body of the rig, and a pair of coloured l.e.d.s that illuminate to indicate the squelch opening, BUSY, and transmit, ON AIR, states. A seven pin socket for the dynamic hand mic., with its in-built up/down scan buttons, completes the front panel.




The rig is equipped with a 45mm internal speaker, adequate for quiet locations and also a 3.5mm socket for connection of an external 8 Ω loudspeaker or earpiece. Other sockets provide inputs for p.t.t. line STANDBY operation, external 13.8V d.c. supply, battery charger, Morse key and 50 Ω antenna.

Power output level selection, HI-LOW, is provided by a rear apron mounted slide switch, as is the control switch for the very effective noise blanker which is operable in all modes.

The latching bottom panel is easily removed to access a miniature slide switch controlling the scan operating pattern, allowing options of halt on BUSY, CLEAR or MANUAL alternatives.

Memory back-up supply is provided by an on-board lithium cell, continuously float charged from the main 12V supply, this facility also being provided with slide selector switching.

FT-290R



Circuit Description

On receive, signals from the antenna are routed via a low-pass filter to *pin* diode antenna switching and a 3SK59Y, low noise dual gate MOSFET, first r.f. amplifier stage. The amplified r.f. is then passed through a 3 section auto tuned filter network to remove unwanted r.f. present and likely to cause intermod problems at the following first mixer stage, a 3SK51-03 dual gate MOSFET.

At the mixer a signal, derived from the buffered output of the phase locked loop v.c.o. is introduced, producing a first

i.f. output at 10.8MHz which is subsequently passed, via a pair of monolithic crystal filters, having a $\pm 15\text{kHz}$ bandwidth, to the combined first i.f. stage amplifier/noise blanking switch.

From this point f.m. i.f. signal processing is handled by an MC3357P i.c., undergoing conversion to a second i.f. frequency of 455kHz before passing through limiting and discriminator stages to the audio amplifier, via an active lowpass filter.

SSB and c.w. i.f. signals are passed through a side-band

★specification

GENERAL

| | |
|-----------------------------|---|
| Frequency range: | 144-146MHz |
| Modes: | s.s.b. (A3J-J3E) c.w. (A1-A1A) f.m. (F3-F3E) |
| Synthesiser steps: | s.s.b./c.w. 100Hz or 1kHz f.m. 12.5kHz or 25kHz |
| Supply requirements: | Internal 8C size dry or NiCad cells External 8.5-15.2V d.c. negative earth Memory back-up built in lithium cell |
| Current consumption: | receive 60mA, squelch closed transmit 800mA, 2.5W r.f. output |
| Antenna impedance: | 50Ω |
| Dimensions: | 58 x 150 x 195mm |
| Weight: | 1.3kg without internal cells |

RECEIVER

| | |
|-----------------------------|---|
| Sensitivity: | s.s.b./c.w. 0.5μV for 20dB S/N (0.2μVp.d., 12dB SINAD 0.1μVp.d.) f.m. 0.25μV for 12dB (0.15μVp.d.) (Squelch sensitivity 0.12μVp.d.) |
| Selectivity: | s.s.b./c.w. 2.4kHz at -6dB (better than -60dB at 5kHz spacing) f.m. 14kHz at -6dB 25kHz at -60dB (-63dB adjacent channel) |
| Image rejection: | better than 60dB (intermodulation response rejection 66dB) |
| Audio output: | 1W at 10% t.h.d. into 8Ω (1.4W at onset of clipping, 2W at 10% t.h.d.) |
| S-meter calibration: | S1 = -107dBm S5 = -105dBm S9 = -103dBm |

TRANSMITTER

| | |
|--|---|
| RF output power: | 0.5W LOW (250mW f.m. 700mW p.e.p. s.s.b.) 2.5W HI (3.2W f.m. 8.5W p.e.p. s.s.b.) |
| Carrier suppression: | better than 40dB |
| Spurious output: | better than 60dB (all better than -60dB) |
| Unwanted side-band suppression: | better than 40dB |
| FM deviation: | ±5kHz |
| Frequency response: | 300-2700Hz (-6dB) |
| Microphone: | Dynamic 600Ω with p.t.t. and UP/DOWN switches |
| Tone-burst frequency: | 1750Hz |

Test equipment

Marconi TF2011 signal generator; TF2370 spectrum analyser; TF2373 frequency extender; TF893A audio power meter; Racal 9081 synthesised signal generator; Sinadder SINAD meter; Bird 43 Thru-line wattmeter.

Test results are shown in italics.

crystal filter, with very high slope factor, before being amplified and fed to an MC1496P balanced demodulator i.c. A signal supplied from the selectable 10.8093 or 10.8115MHz carrier oscillator results in an a.f. output which is then fed to the i.c. audio amplifier stage via a 3kHz cut off active low-pass filter.

Rectified i.f. is used to control the gain of two separate MOSFET's within the preceding i.f. amplifier stages, with a portion of this buffered a.g.c. signal being used to feed the "S" meter amplifier.

During s.s.b. transmissions amplified audio from the microphone is processed by active low-pass filtering, to remove energy above 3kHz, and is then fed to an MC1496P balanced modulator. The applied audio modulates the carrier oscillator input resulting in a 10.81MHz double-sideband signal. An amplifying buffer stage passes the d.s.b. signal to the crystal filter which removes the unwanted side-band and after further amplification this is mixed with the output of the p.l.l. local oscillator, producing a 144-146MHz s.s.b. output. To minimise the level of spurious radiation the signal then passes through an auto-tuned filter stage, held at resonance on the operating frequency by MPU derived control bias applied to varactor diodes forming part of the tuned network. A further four stages of linear amplification follow resulting in 2.5W of r.f. at the antenna switching diodes.

During f.m. transmission audio from the microphone is first amplified and passed through a limiting stage and low-pass filtering, to remove harmonics. The resulting signal is used to frequency modulate the 10.81MHz l.o., which is then amplified before being mixed with the p.l.l. local oscillator output. All subsequent stages are common to the s.s.b. processing path. A 10.8093MHz carrier is generated for c.w. transmissions with keying applied to buffer stages; side tone is provided at 800Hz.

The p.l.l. control unit uses a low current drain 4-bit MPU which processes data for controlling the operating frequency, UP/DOWN scanning, priority channel and memory selection. The CPU program is held in ROM.

Operating Impressions

Whilst the FT-290R does possess a large range of sophisticated features, *portable base station* would be a better description, mastering the techniques of operation proved very straightforward and more or less self explanatory. This was fortunate because the comprehensive 64 page instruction manual arrived about three weeks after the rig!

Being occasionally of the f.m. persuasion, the lack of a reverse repeater button initially seemed to be a drawback, but this was resolved satisfactorily by use of memory or alternative v.f.o. selection. Listening "on air" revealed another solution, which involves setting the non-operational v.f.o. to a frequency that would be out of band when down shifted 600kHz on transmit. If input receive monitoring is desired, pressing the p.t.t. switch immediately before switching to the out of band v.f.o. inhibits transmission and leaves the rig listening to the repeater input. All other ideas please to Roger Hall, G8TNT.

I have never really encountered a situation where auto scanning did what I wanted, all of the time, but in this respect the FT-290R has been designed to allow for a very flexible combination of scan patterns. By setting of the internal scan switch, programming for stop on BUSY, VACANT or MANUAL selection is achieved. Apart from v.f.o. and memory scan the ability to scan the r.i.t., in 100Hz steps over ±10kHz of centre frequency, is very useful for monitoring around the nominal s.s.b. calling frequency.

Signal reports received during s.s.b. and f.m. contacts indicated good quality, well deviated, transmitted audio.

▶▶▶ continued on page 31

MAIL ORDER

FROM



by two way
FREEPOST

| MORSE KEYS | | |
|------------|--------------------------------|---------|
| HK 707 | Straight Up/Down keyer | £11.44 |
| BK 100 | Semi-automatic mechanical bug | £17.88 |
| MK 702 | Up/Down keyer on marble base | £22.43 |
| MK 702 | Manipulator | £22.43 |
| MK 704 | Squeeze paddle | £14.38 |
| MK 705 | Squeeze paddle on marble base | £22.43 |
| EKM 1A | Morse code practice oscillator | £8.63 |
| MK 1024 | Automatic memory keyer | £135.13 |
| EK 150 | Semi/Automatic keyer | £74.75 |

| LINEAR AMPLIFIERS | | |
|-------------------|--|---------|
| 2M10-80P | 144MHz 10W input/80W output with 9dB preamp | £138.00 |
| 2M25-150P | 144MHz 25W input/150W output with 9dB preamp | £184.00 |
| 2M10-150P | 144MHz 10W input/150W output with 9dB preamp | £209.88 |
| 2M3-150P | 144MHz 3W input/150W output with 9dB preamp | £209.88 |

| G. WHIP Mobile Antennas | | |
|--------------------------|--|--------|
| Tribander 10-20 Slide | | £25.88 |
| L.F. Coil 40/80/160 MTS | | £6.56 |
| L.F. Whip Telescopic | | £4.26 |
| Multimobile 10-20 Auto | | £30.48 |
| M/Mobile Coil 40/80/160 | | £6.56 |
| M/Mobile Whip Telescopic | | £4.26 |
| Flexiwhip 10M Mast | | £18.11 |
| F/Whip Coils 40/80/160 | | £6.56 |
| Base Standard | | £6.00 |
| Base Heavy Duty | | £6.50 |
| Extensarod | | £12.00 |

| SHURE MICS | | |
|------------|---|--------|
| 201 | Hand ceramic omnidirectional high impedance | £14.49 |
| 202 | Hand ceramic noise reducing high impedance | £15.18 |
| 401A | Hand controlled magnetic high impedance | £16.56 |
| 401B | Hand controlled mag. low impedance (200 ohms) | £16.56 |
| 444 | Desk adjustable height controlled magnetic | £32.43 |
| 526T | Desk controlled response transistor preamp | £39.33 |

| DUMMY LOADS | | |
|-------------|--------------------------------------|--------|
| DL20 | 30W 3.5-150MHz with PL259 connector | £6.33 |
| T-80 | 80W 3.5-500MHz with SO239 connector | £22.94 |
| T-150 | 150W 3.5-500MHz with SO239 connector | £32.78 |

| STILL HELPING WHERE IT HURTS | | | | |
|--|------------|---------|-------------|--|
| Here's a list below to make buying easier for you - Work it out yourself - You'll see - It really is easy! | | | | |
| Product | List Price | Deposit | 12 Payments | |
| Yaesu FT 902DM | £885 | 399 | £40.55 | |
| Yaesu FRG 7700/S | £329 | £139 | £15.89 | |
| Yaesu FRG 7700/M | £409 | £180 | £19.01 | |
| Yaesu FT 101ZD/FM | £665 | £300 | £30.41 | |
| Yaesu FT 101ZD/AM | £650 | £275 | £31.29 | |
| Yaesu FT 101Z/FM | £590 | £250 | £28.27 | |
| Yaesu FT 101Z/AM | £575 | £225 | £29.15 | |
| Yaesu FL 2100Z | £425 | £185 | £20.08 | |
| Yaesu FT1 | £1295 | £600 | £57.91 | |
| Yaesu FT 480R | £379 | £185 | £16.18 | |
| Yaesu FT 707 | £569 | £230 | £28.27 | |
| Yaesu FT 290 | £249 | £120 | £10.82 | |
| Standard C78 | £219 | £99 | £10.04 | |
| Standard C58 | £247 | £107 | £11.69 | |
| ICOM 730 | £574 | £250 | £27.00 | |
| ICOM 720A | £883 | £400 | £40.26 | |
| ICOM 290 | £366 | £166 | £16.67 | |

Many Other Items Available on Similar Terms
Call for Details

| MICROWAVE MODULES | |
|--------------------|---------|
| MMT 432/28S | £149.00 |
| MMR 432/144R | £184.00 |
| MMT 28/144 | £199.00 |
| MMT 144/28 | £99.00 |
| MMC 28/136 | £27.90 |
| MMC 28/156 | £27.90 |
| MMC 28/144 | £27.90 |
| MMC 144/any IF | £27.90 |
| MMC 144/28LO | £29.90 |
| MMC 70/any IF | £27.90 |
| MMC 432/28S | £34.90 |
| MMC 432/144S | £34.90 |
| MMC 1296/any IF | £32.20 |
| MMC 050/500 | £69.00 |
| MMA 28 preamp | £14.95 |
| MMA 144V preamp | £34.90 |
| MMV 1296/28 | £32.20 |
| MML 144/100 linamp | £142.60 |
| MML 432/100 linamp | £228.85 |
| MML 144/25 linamp | £59.00 |
| MML 432/50 linamp | £119.00 |
| MM2000 | £169.00 |

| UNADILLA/REYCO | |
|--|--------|
| Antenna Traps - Precision moulded coil forms stainless - hardware - Aluminium tube irridit finish - Coated aluminium wire, Fully waterproofed. | |
| Available 7/14/21 MHz | £12.99 |
| W2AU BALUN | |
| 3.5/30 MHz 2.5 Kw with Lighting Arrestor - Suitable Veels, Yagis, Doublets, Quads etc. | £12.99 |

| STANDARD | |
|------------------|---------|
| C8800 2m, Tcvr | £252.00 |
| C7800 70cms Tcvr | £275.00 |

| DENTRON | |
|----------------------------------|---------|
| GLA 1000 Linear Amp 10/80 1Kw | £295.00 |
| MLA 2500 Linear Amp 10/160 2Kw | £699.00 |
| MT 3000 3Kw Tuner/SWR/Dummy Load | £275.00 |

| ICOM | |
|--|--|
| ICOM 730 10-80 mtrs - 100 watts SSB AM and CW - Dual VFO's and memory. | |
| See list for HP details | |

| SWR/RF POWER METERS | |
|------------------------------|--------|
| SWR 25 3.5/170 MHz | £12.94 |
| LEADER LPM 885-HF 1Kw | £58.00 |
| HANSON 3.5/150MHz 200w | £28.75 |
| REECE UHF 74 144/432 | £16.28 |
| HANSON FS 500H 1.8/60MHz 2Kw | £67.85 |
| OSKAR SWR 200 3.30 MHz 2Kw | £40.00 |

| | |
|-----------------|---------|
| FDK Multi 700EX | £199.00 |
| FDK Multi 750E | £299.00 |

Send 30p for our bumper bundle literature

No Quibble Guarantee
Same Day Despatch
All Items Advertised

| Choose your AMTECH here | |
|---|--------------------------------|
| Amtech 100 Mobile Match | £16.95 |
| Amtech 200 Random Wire ATU 10-160m 200w pep | £29.95 |
| Amtech 300 Random and Coax Fed ATU 300w pep | £43.95 |
| Amtech CW 250 - The most outstanding CW filter available | £24.90 |
| Amtech Channelguard - A plug in device to eliminate those unwanted stations | Decoder £15.25 Sender £7.25 |
| Amtech FM7: FM Demodulator for FRG 7 | £11.90 |

| ANTENNAS | |
|---|-------|
| Wide range in stock including JAYBEAM - HYGAIN - CUSHCART - ASP TELECON - HOKUSHIN etc. | |
| Bantex 5/8 whip complete antenna | £8.99 |
| Bantex 1/4w whip complete antenna | £3.50 |

NO POSTAGE REQUIRED

**AMCOMM SERVICES (PW1),
FREEPOST,
HARROW HA2 OBR.**

Please send me.....
at.....enclosed cheque/P.O. for
.....or charge my VISA/ACCESS
Nr.....
Name.....
Address.....
Post Code.....

AMCOMM SERVICES

194 NORTHOLT ROAD, SOUTH HARROW, MIDDX.

Telephone: 01-864 1166, 01-422 9585

Opposite South Harrow Tube Station on Piccadilly Line

Showroom Opening Hours
Tuesday to Saturday 9-5.30
Sunday by Appointment

All items over £100
available on easy terms
at List Price

DRAKE R-7/DR7



Digital General Coverage Receiver

Full general coverage reception, 0-30 MHz, with no gaps or range crystals required.

Continuous tuning all the way from vlf thru hf. Superb state-of-the-art performance on a-m, ssb, RTTY, and cw – and it transceives with the Drake TR7.

£989.00

BEARCAT 220FB



SCANNING RECEIVER

The receiver that is so popular for listening to the stations on VHF & UHF bands.

£258.75

HY-GAIN ANTENNAS

| | | |
|-----------|--|--------|
| 18HT | 6 80m Vertical Tower | 320.85 |
| 12AVQ | 10 20m Trapped Vertical | 43.00 |
| 14AVQ/WB | 10 40m Trapped Vertical | 58.08 |
| 18AVT/WB | 10 80m Trapped Vertical | 90.85 |
| 18V | 10 80m Vertical | 32.20 |
| TH6DX | 6 element beam for 10/15/20 | 281.75 |
| TH3MK3 | 3 element beam for 10/15/20 | 205.85 |
| TH3JR | 3 element beam for 10/15/20 | 159.28 |
| TH2MK3 | 2 element beam for 10/15/20 | 136.85 |
| HY-QUAD | 2 element quad for 10/15/20 | 240.35 |
| DB 10 15A | 10 and 15m beam | 146.05 |
| 205A | 5 element 20m beam | 281.75 |
| 204BA | 4 element 20m beam | 217.35 |
| 203BA | 3 element 20m beam | 159.85 |
| 155BA | 5 element 15m beam | 135.00 |
| 153BA | 3 element 15m beam | 74.75 |
| 103BA | 3 element 10m beam | 60.00 |
| 105BA | 5 element 10m beam | 112.70 |
| 402BA | 2 element 40m beam | 201.25 |
| 511 | Heavy duty spring | |
| 499 | Flush body mount | 11.84 |
| 417 | De luxe spring | |
| 492 | Miniature spring | 4.60 |
| BN 86 | Ferrite balun | 15.52 |
| | Hy-Gain's V-2 2m Omnidirectional Vertical Antenna in stock | 34.50 |
| | Hy-Gain's new Heavy Duty Rotator Model 300 is now in stock | 368.00 |
| TELREX | TB5EM 5 element beam for 10/15/20 | 368.00 |

CDE ROTATORS

| | |
|---------|--------|
| AR-22XL | 56.35 |
| CD-45 | 113.85 |
| HAM-4 | 189.75 |
| BT-1 | 91.42 |
| T2-X | 270.25 |

Importers & Distributors for:

Astatic, Drake, Collins, Hustler, Avanti, Telex, Hy-Gain, AEA, Ameco, CDE, Alpha, Hal, Prestel, Macrotronics, Kantronics, Nye-Viking, Stockists of Trio, J-Beam, Icom, Yaesu, FDK, KDK Belcom, Video Genie & TRS-80.
Send 30p stamps for full list and details of what you require.

RADIO SHACK LTD. 188 BROADHURST GARDENS, LONDON NW6 3AY


Giro Account No. 5887151. Telephone: 01-624 7174 Telex: 23718

Just around the corner from West Hampstead Station on the Jubilee Line



Specialists say
Enter the NEW
Computer Age
with the well proven

video genie system



- 12K MICROSOFT BASIC
- 16K RAM
- UHF MODULATOR
- INTERNAL CASSETTE
- 2nd CASSETTE INTERFACE

SPECIAL DISCOUNT PRICE **£309.55** + VAT

- ★ EXPANSION BOX AVAILABLE
- ★ DISK DRIVE IF REQUIRED
- ★ 100's OF PROGRAMS
- ★ TRS-80 LEVEL II SOFTWARE COMPATIBLE

If you cannot call write for FREE illustrated leaflet

PRESTEL IS HERE NOW!

The fabulous 'TANTEL' adaptor is now available from Catronics at only £170 + VAT.

This compact unit sits on your desk or chair and will drive virtually any television set, B/W or colour. Send to Catronics for full details.

BARCLAYCARD CREDIT TERMS available. Pay by Access, Barclaycard, VISA, Catronics Creditcharge Card.

Personal Shoppers Welcome

Catronics COMMUNICATIONS HOUSE, (Dept. 182) 20 WALLINGTON SQUARE, WALLINGTON, SURREY, SM6 8RG.

Tel. 01-669 6700 (9 a.m. to 5.30 p.m. Sat 12.45 p.m.) Closed lunch 12.45-1.45

PMR DEALERS

Please call us for an ICOM Dealership.

Ask for Dave Stockley.



THE ICOM IC100E
HIGH BAND MOBILE & BASE
HOME OFFICE APPROVED



Thanet Electronics Ltd
143 Reculver Rd, Herne Bay,
Kent. Tel. 02273 63859
Telex 965179

the key to MORSE

PART 3



Elaine HOWARD G4LFM

In Part 1 of this series in our October issue, talking about the first steps in learning the Morse code, the editing process produced two statements which do not accurately reflect the author's views. On page 55, the second paragraph in the right-hand column should begin:

"Learn to read Morse at 12 words per minute . . ."

On page 56, under the side-head "Learning to Use the Key", the opening line should read:

"Once you feel not too unhappy at receiving 12 w.p.m. . .". Our apologies to Tony Smith for these discrepancies.

In this final part of the series we follow up Tony Smith's articles by looking at some of the various aids for learning and using Morse code.

Records and Tapes

The first teaching methods that we will look at are the popular record or cassette tape lessons. There are several of these courses available and we have selected a few of these at random. Some of these require a 78 r.p.m. record player, others a cassette player.

The first course looked at is "The Rhythm Method of Morse Tuition". This was invented by G3HSC.

The course consists of a basic course l.p. The beginners' record takes the student up to 20 w.p.m. assuming you have a 33/45 and 78 r.p.m. player. At 45 r.p.m. the Morse speed is just about 12 w.p.m., the speed of the Post Office Morse Test.

Stan Bennett G3HSC uses the method of learning a small group of letters at a time, for example A-G, H-M and so on. The only problem that I encountered was the 78 r.p.m. record player. For more details write to Stan Bennett G3HSC, 45 Green Lane, Purley, Surrey CR2 3PQ enclosing a stamped self-addressed envelope, or telephone 01-660 2896.

The second course studied was the Ameco code course. It is actually a preparation course for the Amateur FCC

Code exam in America, but it is still a good course for the Post Office Morse Test.

The course consists of two cassette tapes containing 22 lessons and an explanation booklet. This course is slightly different from some others as it deals with plain language words as well as mixed groups. One thing which could be regarded as a drawback is the immediate use of some punctuation marks, although it is useful to learn all the necessary characters first time—thereby saving you the time of learning new characters after your Morse test.

The lessons go from 4 w.p.m. to 18 w.p.m. in various increments. These cassettes are only available from Radio Shack Limited priced £6.90 including VAT and postage.

Along the same line as the record and cassette courses is a book from Tandy called *From 5 Watts to 1,000 Watts*.

The first chapter of the book deals with *Learning the International Morse Code* whilst the following chapters deal with other aspects of becoming a radio amateur (US style).

The method of learning the book recommends is basically an oral method. By repeating the sounds of each letter, then building words up, the alphabet is learnt and recalled. The next step is recognition of letters and they have exercises written in the book to aid this process.

Finally it deals with using a Morse key and a practice oscillator, and thereby building your speed up for the Morse test. This book is available from Tandy priced £1.99.

Morse Tutors

Now we move on to the latest type of Morse tutor—the random Morse generator. We looked at two of the tutors on the market at the present time, the Microwave Modules Morse Talker and the Datong Morse Tutor.

The Morse Talker

This is a very unusual piece of equipment, it actually tells you the Morse character it has sent. You can have either letters or figures in single characters or groups of 5 or 50 characters in length. The speed that the Morse Talker will send at is between 2 and 20 w.p.m. at 2 w.p.m. steps.



The speech from the Morse Talker is synthesised and also has an American drawl! Therefore some people may take a few minutes to get used to the sound of the voice, and "Zee" instead of "Zed".

You can also choose the range of letters you require: A-F, A-M, A-U, A-Z or numbers only or mixed letters and numbers. One good point when studying for the Post Office Morse Test is that for speeds below 12 w.p.m. the characters are sent at 12 w.p.m. with the spacing adjusted for the selected speed. There is an internal speaker fitted as well as facilities for an external speaker or headphones. If you want to tape the characters to be replayed in your car for example there is also a socket for a tape output provided.

Once you have reached a satisfactory speed then there is a socket so you can connect a Morse key and use the Morse Talker as a practice oscillator. The Morse Talker is available from Microwave Modules price £99 including VAT.

Morse Tutor

The Datong Morse Tutor is useful because it is portable and is powered by internal batteries. It will generate random Morse in five character groups, either letters, figures or mixed groups. The speed control for the characters starts at 6.5 w.p.m. and finishes at 37 w.p.m.

It has a delay control which allows you to listen to the character sent at the set speed but with a delay between the characters. You can start with a long delay and gradually as you become more proficient you can decrease the delay time. This also has provision for an earpiece and provides a practice oscillator for your key.



Morse Keys

Before we go on and look at Morse key boards we will look at four different types of Morse key.

The first is the telegraph key and is the type of key you practise on. In the Post Office Morse Test you cannot use any type of automatic or "bug" key and therefore there is little point in learning on one in the first place.



Fig. 1: A telegraph key suitable for the Post Office Morse Test

The Morse key in the photograph is a typical telegraph key, with adjustable contact spacing and spring tension. This type of key is available in many radio shops.

The next kind of key is the mechanical "bug" key. The paddle is moved from side to side as opposed to up and down. Pressing the paddle to the right produces a string of dots, but dashes have to be made individually with movements to the left.




Fig. 2: A mechanical "bug" key

An electronic key is very similar to the mechanical "bug" key except it produces a string of dashes when moved toward the left. It will generally insert the correct spaces between successive dots and dashes.




Fig. 3: An iambic paddle

The final type of key we looked at was an iambic paddle. In conjunction with the necessary electronics this paddle forms an iambic keyer. This is a development of the electronic key already described and has the special feature that, if both paddles are held or squeezed the unit will send alternate dots and dashes, or dashes and dots depending on which paddle was pressed first.

Morse Keyboard Sender


This device is available from Datong Electronics Ltd. and is the latest in sending devices. It features four independent 64 character memories and a separate buffer memory to compensate for bad or slow typing. It is also self contained and will run from either its internal batteries or an external supply of 4-15V. It is very simple to operate, even slow typing can produce medium speed Morse. It does not matter how erratic the input is as long as you are ahead of the output, the keyboard sends at the set speed. The 16 character buffer memory accepts the characters typed in and then sends them spaced correctly. Whenever the buffer is full the pip tone and BUFFER FULL lamp stay on continuously to tell you to slow down the typing speed.

It has two sending speed ranges: 5-33 w.p.m. and 20-132 w.p.m. These higher speeds, using the auto repeat function with the memory, are ideal for meteor scatter operation. There is a side tone built-in with a front panel volume control.

As a training aid a variable extra delay between letters can be introduced. By playing back from the memories with extra delays between the letters copying practice can be achieved.

This module is available priced £161 from Datong Electronics Ltd.

There you are then, that's several ways of learning Morse. No one method is better than any other and what will suit you is very much a matter of individual preference. I hope the comments given will help you make up your mind which way to go, but in the end, nothing can really beat individual tuition from another operator with a good style. ●



Electronic Keyer

The AEA Morsematic acts as the necessary electronics to operate the iambic paddle, as well as providing many other useful functions.

It incorporates a beacon mode which allows precise timing of a transmitted message and the pause period before the message is re-transmitted. This mode is ideal for scatter, moonbounce or tropospheric scheduling.

It can also be used as a Morse trainer which can be programmed by the operator according to his own speed requirements. It can provide random Morse or any of ten set sequences, for which answers are provided. The speed can vary between 2 and 98 w.p.m.

The Morsematic has a 500 character memory which can either be allotted to one message or divided up into as many as 10 separate messages. You can also edit any one of these messages by using the edit mode. This module is available from Radio Shack Limited price £124.20.

RADIO SPECIAL PRODUCT REPORT

▶▶▶ continued from page 26

When using an extension speaker it is advisable to use a "communications", rather than "hi-fi", quality device to avoid bass heavy response.

Removing the side panels reveals the source, if fitted, of approximately 50 per cent of the all-up weight, eight C size NiCad cells. For any serious, sustained, portable operation this battery capacity of over 2Ah is a good compromise between convenience and deadweight. Coupled to an HB9CV mini-beam the FT-290R plus a good hilltop site should kindle the enthusiasm for QRP DX on 2 metres.

For base station or mobile use, the addition of a complementary 30W linear amplifier will produce a very potent combination, with receive capability in reserve. A d.c. voltage is available at the antenna socket on transmit, providing a useful control for outboard p.a. switching.

To conclude this brief report, the arrival of the FT-290R must mark a significant watershed in cost effective equipment for the radio amateur and should help to increase the utilisation of the lower MHz.

John M. Fell

Prices

The basic transceiver is available at £249.00, with the following optional accessories: 2.2Ah NiCad batteries (8)—£21.60, charger £8.05, soft case £3.45, mobile mount £22.25 and FL2010 matching 10W linear amplifier £64.40; all inclusive of VAT and delivery.

Thanks for the loan of the review sample go to **South Midlands Communications Ltd., S M House, Osborne Road, Totton, Southampton, SO4 4DN or Tel: 0703 867 333.**



Fig. 4: The Datong Morse keyboard

INTRODUCING SSTV PART 5

M.J.AXSON BA G8WHG

Obviously a combined fast to slow and slow to fast-scan converter as described previously in this series is a fairly complex piece of equipment, and whilst there are a number of published designs available for home construction many amateurs with limited time to spare will prefer to buy a "black box" and get on the air with SSTV as quickly as possible. The Robot 400 is the answer for them.

The Robot 400

Housed in a fairly compact case, 320mm wide × 152mm high × 300mm deep, this is a very sophisticated device which provides an excellent range of facilities. Considerable thought on the part of the designers makes for ease of use. All the circuitry apart from the power supply is carried on a single plug-in double-sided glass-fibre printed circuit board. There are 19 transistors, 77 i.c.s and 16 4K RAMs. All the i.c.s are in plug-in sockets so they can quickly and easily be replaced should any troubles occur.

All connections are made to the rear panel of the unit. There are two BNC sockets, one of which is to connect to a fast-scan camera and the other to a video monitor. These should be of the closed-circuit surveillance type, many of which are now appearing at very reasonable prices on the secondhand market. Alternatively, the video monitor may be a conventional fast-scan TV set in which case a u.h.f. modulator is interposed between the Robot and the antenna input socket of the TV set. There are also a number of RCA type phono sockets which provide for connections from the station receiver audio output for reception of SSTV off the air, input and output to an audio tape recorder and input from other ancillary equipment; e.g. a keyboard to generate alphanumeric information such as callsign, CQ's, etc. Finally there are two jack sockets into one of which the station microphone is plugged whilst the other is connected to the transmitter microphone input. This sounds rather complicated, but in practice it does allow a very neat and compact SSTV station to be set up. The only control on the rear panel is the SSTV level out, but, since once this has been set it will only require occasional adjustment, this is not inconvenient.

All the other controls are on the front panel for ease of operation. One difficulty in setting up an SSTV system is the number of variables that affect the quality of the pictures. There are controls on the camera, receiver, conver-

ter and monitor and they may interact with each other. The Robot engineers have therefore provided a built-in grey-scale generator and this is of great assistance in making the necessary adjustments.

Reception

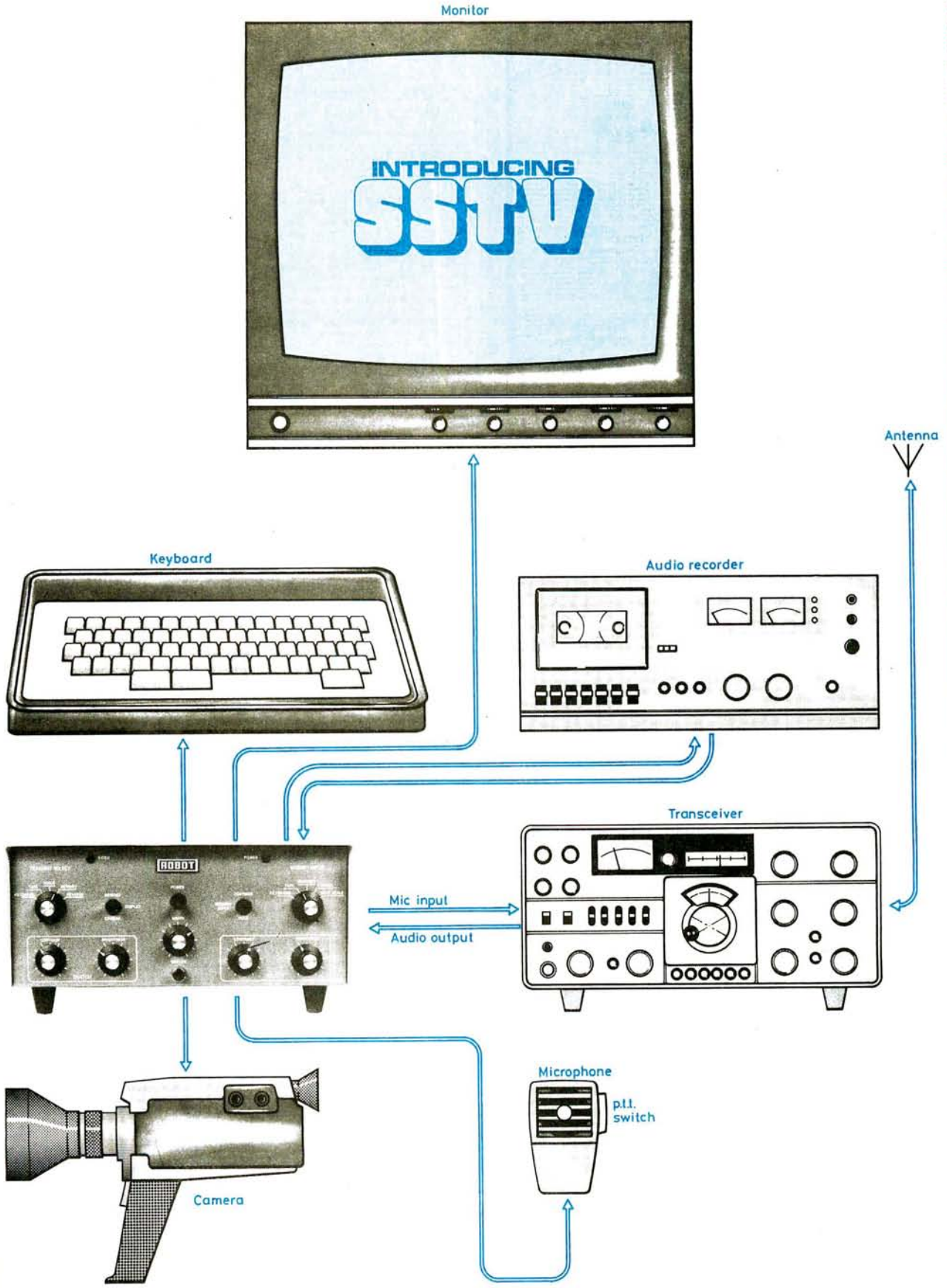
Reception of pictures is relatively simple. Having found an SSTV signal on the bands (14.230MHz is a good place to start looking, although of course a Class B Licence holder cannot transmit on this band) and adjusted the receiver in the normal way, the memory input selector is set to RECEIVER and the memory input switch to CONTINUE. The receiver brightness and contrast controls are adjusted for the best picture. If the controls are left like this and a series of pictures are being transmitted they will be displayed in turn on the monitor, each newly arriving picture replacing the previous one from the top down. If it is wished to retain any picture for longer study the memory input switch is set to HOLD and updating of the memory will cease, and the picture can be displayed for as long as required. The video information in its audio form can also be recorded on tape for later display.

Transmission

Transmission is also simple. The display switch is set to CAMERA and the monitor will display the camera video output converted to SSTV standards. The camera can now be focused and framed on the subject and the snatch brightness and contrast controls adjusted for the best picture. When satisfactory, pressing the SNATCH button will store the picture in the memory. If the display switch is now set to MEMORY the monitor will display the picture ready for transmission. Setting the transmit select to VOICE allows telephony contact to be made with the receiving station. It is then set to MEMORY and the SSTV output will be applied to the transmitter, which is controlled by the p.t.t. switch in the normal manner. The video indicator i.e.d. indicates when video is applied to the transmitter. A 128-line picture is transmitted, the last 8 lines carrying a grey scale which helps the receiving station to align his equipment. It is advisable to continue transmission for three or four frames; i.e. approx 22-30 secs. If the receiving station also has a scan converter he will store a good picture in memory and if not the picture will remain available on the long-persistence phosphor tube for sufficient time for it to be assimilated and if desired recorded on tape.

It is also possible to pre-record pictures or graphics on an audio tape recorder and then send them by using the transmit select TAPE position. Finally the REVERSE position on this switch inverts the transmitted picture video modulation so that for example a black on white callsign caption can be also sent as white on black.

The fast-scan output from the Robot 400 incorporates a line doubler as described previously; i.e. each line is output twice so increasing the number of lines displayed on the monitor to 256. This would seem to be a very crude way of improving definition, as the Robot engineers obviously thought, because before finalising the design they tried much more sophisticated methods. It has been said before



continued on page 34▶▶▶

Follow-up to

The BASICS of TV DXing

Roger BUNNEY

In the January/February 1981 issues of *Practical Wireless* there appeared some basic and essential information for TV-DXing. Several enquiries have arisen on two specific points which are herewith expanded upon.

It seems the use of wide-band i.f. TV receivers is rather more widespread than anticipated. This aspect of TV-DXing operation was covered in the January issue and specifically the problem of interference from a strong "local" signal—such as the sound channel of a BBC Band I transmitter producing a "splattering" visual effect over quite a considerable part of the tuning spectrum. The solution to this nuisance is the insertion into the antenna input circuit of a notch filter, a very sharp filter possessing a notch depth of perhaps 35dB at resonance but with a very low insertion loss elsewhere in the band. A circuit is shown of a basic and reliable filter of this type that has been in use by TV-DXers for many years.

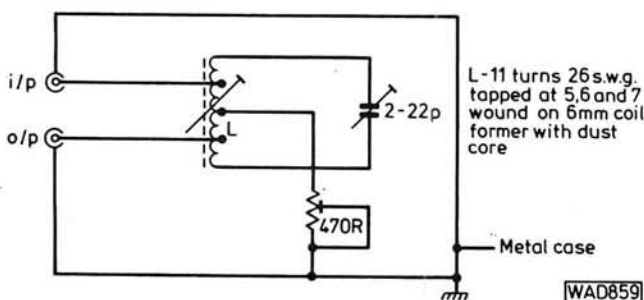


Fig. 1: Band I notch filter

Tuning of the filter is critical. Set the preset 470Ω potentiometer to mid-travel and then slowly tune the trimmer until the interfering source abruptly drops in level. Confirm exact setting point for this trimmer and then slowly reduce the value of the 470Ω preset. The interfering source will drop still further until it suddenly increases in strength. The correct setting of this preset is just before the interference level rises.

In Part 2 of the series the use of the SGS SH221 hybrid amplifier was suggested as an ideal means of producing a high performance antenna amplifier. We have been advised by SGS that the company are reducing their commitment into low level r.f. transistor devices and that when present stocks are exhausted no further supplies will be

available. An alternative is the Mullard hybrid thin film amplifier package type OM335 (also stocked by RS Components). This wide-band unit with a 27dB typical gain covers the 40MHz-900MHz spectrum with a noise figure of typically 5.5dB. Experience has shown however that simple filtering is necessary at the input to reduce or prevent breakthrough of high powered m.w./s.w. transmissions, which could mix to produce a spurious signal within the v.h.f. band. A simple v.h.f. choke is often sufficient to stop such undesirable effects. A 24V source at 35mA is needed.

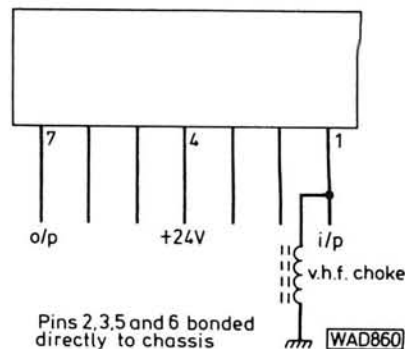


Fig. 2: OM335 Hybrid Amplifier 40-900MHz

In the "Suppliers of Equipment" section, Hugh Cocks was inadvertently printed as "High Cocks", sorry! South West Aerial Systems catalogue as of 1 March 1981 costs 45p (the article was written during the life of the 1979 catalogue which did cost 25p); they can also supply RS OM335 (£13.15 incl.) and Babani's BP52 book on TV-DXing (£2.15 incl.).

INTRODUCING SSTV

▶▶▶ continued from page 32

that theoretically optimum definition occurs when the vertical and horizontal resolving powers are equal, so if the picture is to be made up of 256 lines, each line should have 256 pixels. Since the video information is stored digitally any line of 128 pixels can be converted to one of 256 pixels by averaging the value of adjacent pixels and inserting this value between them; e.g. two adjoining pixels have values of 0010 (2) and 0100 (4) so a pixel 0011 (3) is inserted between them. Similarly the new lines could be inserted by averaging the pixels in successive lines of the 128-line picture. However, in subjective testing it was found that there was no discernible advantage in this complication and the simple system of line-doubling was adopted!

This certainly works well in practice for very acceptable pictures are reproduced by the Robot providing that one constraint is noted and that is the viewing distance from the monitor, which should be at least 1.8 to 2.1m for a 9 inch and correspondingly greater for larger screen sizes. Conversely, a Sinclair 1A monitor with a screen approx. 25 × 38mm, or the same size as a 35mm film frame, gave good results when perched on top of the rig at normal working distance (approx. 760mm with my bifocals).

In conclusion, the Robot 400 is a very well designed and executed piece of equipment and can be strongly commended to those wishing to adopt the "black-box" approach to the fascinating subject of SSTV.

Our thanks go to the sole importers of Robot equipment in the U.K., Aero & General Supplies, Building 33, East Midlands Airport, Castle Donington, Derbyshire, for the extended loan of the review sample.

EXCITING OFFERS!

DIGITAL VOLTMETER MODULE

Fully built & tested



- Positive and negative voltages with an FSD of 999mV which is easily extended.
- Requires only single supply 7 - 12V.
- High overall accuracy $\pm 0.1\% + 1$ digit.
- Large bright 0.43" (11mm) LED displays.
- Supplied with full data and applications information.

ONLY £11.95 +VAT

Using this fully built and calibrated module as a basis now means that you can easily build a wide range of accurate equipment such as multimeters, thermometers, battery indicators, etc. etc. at a fraction of the cost of ready-made equipment. Full details are supplied with each module showing how to easily extend the voltage range and measure current, resistance and temperature. Fully guaranteed, the unit has been supplied to electricity authorities, Government departments, universities, the P.O. and many companies.

Temperature Measurement

£2.15 +VAT

An easily constructed kit using an I.C. probe providing a linear output of 10mV/°C over the temperature range from -10°C to +100°C. The unit is ideal for use in conjunction with the above DVM module providing an accurate digital thermometer suitable for a wide range of applications.

Power Supply

£4.95 +VAT

This fully built mains power supply provides two stabilised isolated outputs of 9V providing current levels of up to 250mA each. The unit is ideally suited for powering the DVM and the Temperature Measurement module.

ULTRASONIC ALARM MODULE

Fully built & tested


Range adjustable from 5' - 25'

ONLY £10.95 +VAT

Power Supply & Relay Unit


£3.95 +VAT

Incorporating a stabilised 12V supply and a s.p.c.o. relay with 3A contacts, this unit is designed to operate in conjunction with the above ultrasonic unit. Fully built and tested, its compact size makes it ideal for constructing the smallest of units.



Hardware Kit £3.95 +VAT

A suitable ready drilled case together with the various mounting pillars, nuts and bolts, and including a mains switch and 2mm sockets designed to house the ultrasonic alarm module, together with its associated power supply. This hardware kit provides an ideal solution for assembling the economical alarm system. Size 153mm x 120mm x 45mm



In addition to the above a wide range of competitively priced electronic components is stocked. Please telephone your specific requirements.



- V.A.T. must be added on all items.
- Shop hours 9 - 5.30 (Weds. 9 - 1)
- ex-stock delivery on all items.
- Units on demonstration, callers welcome.
- Post and packing charge 50p per order.
- S.A.E. with all enquiries please.

RISCOMP LIMITED


Dept. PW12,
21 Duke Street,
Princes Risborough, Bucks.
Tel: Princes Risborough (084 44) 6326

ROBOT SPECIALITY MODES

MODEL '400' SSTV SCAN CONVERTOR

links you with over 14,000 SSTV stations in 130 countries.

£666 incl. VAT & Delivery.



MODEL '800' SUPER TERMINAL

The most complete terminal ever built for amateur radio. Full send/receive on RTTY, ASCII, CW plus SSTV character and test pattern generation.

£675 incl. VAT & Delivery.



For a complete information package on these two world beaters please send 19p in stamps.

AERO & GENERAL SUPPLIES (SSTV)

Building 33, East Midlands Airport,
Castle Donington, Derby DE7 2SA.
Tel: (0332) 812446. Telex: 37522.



TS788DX multimode. From mick AM, FM, USB, LSB, CW, 100 watts/10 watts scans in 100kHz, 10kHz, 1kHz, 100Hz. Runs direct from your car battery or FP12.



THE LATEST SOMMERKAMP - FRG 7700 COMMUNICATION RECEIVER. 150kHz-30MHz multimode, digital frequency readout, 12 programmable memories, variable bandwidth, built-in clock/timer. Price £379.00.

FT207 SYNTHESIZED 2 METRE TRANSCEIVER. 144-148MHz in 12½kHz steps, 4 memories. Inc. case and nicad charger special at £169.00 inc. VAT.

BEARCAT 220FB RECEIVER £239.00.

NEW. FT208 2 meter handheld including battery charger, nicads, case, aerial. £225.00.

NEW. FT708. 70cm version of above. £225.00.

FT480R MULTIMODE MOBILE BASE £359.00 inc. VAT.

NEW - FT780R 70cms MULTIMODE £399.00 inc. VAT.

NEW NEW - BRAND NEW FROM SOMMERKAMP the all-mode 2m portable FT-290. So many features ● 10 memories ● Memory scan ● 2 VFOs ● Band scan ● Clarifier ● FM/LSB/USB/CW ● LCD readout ● Real S-meter ● Priority channel ● 2.5W out.

Our price £229.00 inc. VAT.

NEW - H.F. FT277D Mk III SOMMERKAMP H.F. RIGS. FT277D (= FT101 with extras) AM version £649.00, FM version £679.00, FT307 (= FT107 with extras) Price on application. FT767 (= FT707 with extras) £579.

PART EXCHANGE your old gear and get a good deal.


ROTATORS, ANTENNAS, GENUINE SOMMERKAMP SWR BRIDGES AND 12VOLT POWER SUPPLIES.

All prices include VAT. Barclaycard and Access welcome. H.P. terms available. Prices may change without notice. S.A.E. for details. DONT FORGET. As your Sommerkamp importer we have full service back & facilities.



YOUR SOMMERKAMP IMPORTER.

1, Railway Road, Blackburn, Lancs. Telephone: 51842.
(Telephone Evenings: Bolton 592929 G4GHE).



Books for radio amateurs

RSGB Publications

- A Guide to Amateur Radio (18th edn, paperback).....£3.07
 - A Guide to Amateur Radio (18th edn, hardback).....£6.32
 - Amateur Radio Awards (2nd edn).....£3.41
 - Amateur Radio Techniques (7th edn).....£6.16
 - OSCAR - Amateur Radio Satellites.....£4.50
 - Radio Amateurs' Examination Manual (9th edn) (1982-85 syllabus).....£10.20
 - Radio Communication Handbook (5th edn) Vol 1.....£9.06
 - Radio Communication Handbook (5th edn) Vol 2.....£5.02
 - Radio Data Reference Book (4th edn).....£4.71
 - RSGB Amateur Radio Call Book (latest 1982 edn).....£5.86
 - Test Equipment for the Radio Amateur (2nd edn).....£1.95
 - Television Interference Manual (2nd edn).....£8.70
 - VHF/UHF Manual (3rd edn).....£4.28
 - World at their Fingertips.....£2.23
- Logbooks**
- Amateur Radio Logbook.....£2.45
 - Mobile Logbook.....£1.14
 - Receiving Station Logbook.....£2.68
- Wall maps**
- Great Circle DX Map.....£2.12
 - IARU QTH Locator Map of Europe.....£1.34
 - QTH Locator Map of Western Europe.....£1.34
 - World Prefix Map in full colour.....£2.23

Other Publications

- A Course in Radio Fundamentals (ARRL).....£3.24
- Active Filter Cookbook (Sams).....£12.69
- All About Cubical Quad Antennas (RPI).....£2.92
- Amateur Television Handbook (BATC).....£2.39
- Antenna Anthology (ARRL).....£3.28
- ARRL Electronics Data Book.....£3.58
- Beam Antenna Handbook (RPI).....£4.11
- Beginner's Handbook of Amateur Radio (Sams).....£8.26
- Better Short Wave Reception (RPI).....£3.33
- Care & Feeding of Power Grid Tubes (Varian).....£2.98
- CMOS Cookbook (Sams).....£9.59
- Design of V MOS Circuits (Sams).....£7.95
- FM & Repeaters for the Radio Amateur (ARRL).....£3.67
- Hints and Kinks for the Radio Amateur (ARRL).....£3.11
- How to Program and Interface Your 6800 (Sams).....£12.74
- IC Converter Cookbook (Sams).....£11.28
- Knowing your Oscilloscope (Sams).....£6.32
- Practical Antennas for the Radio Amateur (SCELBI).....£8.02
- Radio Frequency Interference (ARRL).....£2.67
- RTTY the Easy Way (BARTG).....£1.14
- Shortwave Listeners Guide (Sams).....£4.44
- Single Sideband for the Radio Amateur (ARRL).....£3.32
- Solid-state Basics (ARRL).....£3.89
- Solid-state Design for the Radio Amateur (ARRL).....£5.56
- The ARRL Antenna Book.....£3.94
- The Cheap Video Cookbook (Sams).....£5.47
- The Complete Handbook of Slow Scan TV (Tab).....£5.76
- The 8080A Bugbook (Sams).....£9.59
- Understanding Amateur Radio (ARRL).....£4.06
- World Atlas (RACI).....£1.91
- 80m DXing (CTI).....£3.03
- 6809 Microcomputer Programming (Sams).....£10.89
- 8085A Cookbook (Sams).....£11.28

Prices include postage, packing and VAT where applicable. Postal terms: cheques/POs with order (not stamps or book tokens). Goods are obtainable (less P & P) at RSGB HQ, 9.30-5pm, Monday - Friday.

The RSGB is the national society representing all UK radio amateurs and membership is open to all interested in the hobby, including listeners. The Society also publishes a complete range of books, log books and maps for the radio amateur. Contact the membership services section for more information about amateur radio, the RSGB and its publications.



Radio Society of Great Britain
35 Doughty Street, London WC1N 2AE
Telephone 01-837 8688

PLYMOUTH TELECOM SERVICES

(Formerly Radiofon)

Larger range of antennas & accessories for the

CB : AMATEUR :

MARINE : BUSINESS MOBILE RADIO USER

+ comprehensive range of components, books, tools, test gear etc. available from our

= CONSTRUCTORS CORNER =

Larger shop - better value than ever

96 UNION STREET PLYMOUTH PL1 3EZ

Tel. (0752) 21581 (Opp. Palace Theatre)

OPEN 9 a.m.-5.30 p.m. MON-SAT INC.

PROGRESSIVE RADIO

ALL ORDERS DESPATCHED BY RETURN POST

NICADS. 'AA' size 95p, 'C' 2AH £2.60p, 'D' 1.2AH £2.40p, 'D' 4AH £3.60p.
BEREC UNIVERSAL NICAD CHARGER, charges 'AA', C or D cells, up to 4 of each type £9.25p.

SWITCHES. Min. toggles. SPST 8x5x7mm 42p. DPDT 8x7x7mm 55p. DPDT c/off 12x11x9mm 77p. HEAVY DUTY-DPDT 240VAC 10 Amp 35p. PUSH TYPE, push on 16x6mm 15p, push to break version 17p. MERCURY (TILT) SWITCH, 1" x 1/2" 35p.
NSA1198 8; digit multiplexed displays, com. cath. with data sheet £1.45p.

SPECIAL OFFER TIL209 Red LED's 10 for 75p. 0.2" LEDs, red, yellow, green 10p each.
MICROPHONE OFFERS: P.A./C.B. hand held mikes with thumb switch + curly lead, 1. 600Q dynamic £3.95p, 2. 600Q noise cancelling type £7.25p, 3. CB power type with volume control £7.95p. EM103 Electret Condenser Mike, 600Q, Omni, 50-1600Hz, aluminium case 172 x 22mm with battery £7.25p.

ANTEX SOLDERING IRONS: Models C15, CX17 and X25 all £4.45 each.
STABILISED POWER SUPPLY, 240 vac input 13.8 volts at 3/5 Amps DC output. £12.25p + 87p P+P.

JUMPER TEST LEAD SETS. 10 pairs of leads with insulated crocs each end 90p.
40KHZ TRANSDUCERS, RX/TX £3.50 pair

STC BREAK GLASS FIRE ALARM UNITS, new with mounting box £1.50p.
MINIATURE SOLID STATE BUZZERS. 2 voltages available, 6 or 12VDC 75p each, Loud 12 volt buzzers 65p.

Cash with order please, official orders welcome from schools etc., please add 30p postage and packing. VAT inclusive. New catalogue at printers. Sorry for delay. All S.A.E.'s sent are being held until catalogue is ready.

31, CHEAPSIDE, LIVERPOOL L2 2DY

TELECOM.

| ICOM:- | £ | SOMMERKAMP | £ |
|--------|-----|------------|-----|
| IC720A | 883 | TS280FM | 179 |
| IC730 | 586 | FT7B | 399 |
| IC251 | 495 | YC7B | 77 |
| IC451 | 599 | FT209R | 229 |
| IC290 | 369 | FT1012D | 575 |
| IC2E | 169 | FT707 | 569 |
| | | FT207 | 169 |
| | | FT707 | 109 |
| | | FRG7 | 199 |

WE CARRY A RANGE OF SWR AND POWER METERS. ANTENNA SWITCHES - DUMMY LOADS - ROTATORS - REVCO WHIPS - CABLES - CONNECTORS ETC.

ACCESS/BARCLAY HP TERMS
6 NEW ST., BARNSELY, SOUTH YORKS.
Phone: 0226 5031

CRYSTAL CALIBRATOR

►► continued from page 22

second harmonic from the carrier should be evident. This will almost certainly be at too low a frequency to produce an audible tone, but a phasing effect will cause the strength of the Radio 4 transmission to vary in strength at a rate equal to the difference in the frequencies of the two signals. C2 is simply adjusted by empirical means to obtain the lowest possible beat note. By careful adjustment it should be possible to obtain a beat frequency of well under 1Hz, and this gives more than adequate accuracy for normal requirements.

Using The Calibrator

If the unit is used to help with the calibration of a newly constructed receiver, use the 4MHz signal to give some initial calibration points. These should be so well spread out that even on the higher ranges of a general coverage set only about four harmonics will be picked up, and there should be no doubt about the frequency to which each of these marker signals corresponds. The calibrator can then be used in turn in the 1MHz, 100kHz, and 10kHz modes to enable intermediate calibration points to be added at progressively small intervals.

A similar procedure can be adopted when checking the calibration of a receiver, but do not attempt to recalibrate a set unless suitably equipped and experienced to do so.

If the calibrator is to be used to tune a receiver to some desired frequency, the following procedure can be used. If the set is to be tuned to a frequency of say 16.345MHz, first use the 4MHz or 1MHz output to locate 16MHz on the receiver. Then switch the calibrator to the 100kHz mode and tune the set higher in frequency through the 16.1 and 16.2MHz markers, and onto the 16.3MHz one. With the calibrator then switched to the 10kHz mode, the receiver is tuned higher in frequency through the 16.31, 16.32, 16.33, and 16.34MHz markers, and then to what is judged to be half way between the 16.34 and 16.35MHz markers. The receiver should then be tuned with sufficient accuracy to receive the desired transmission if it should appear.

It is not really practical to include a lower fundamental frequency to permit the set to be tuned with greater accuracy, since the marker signals would be useless as with most receivers the bandwidth is such that several would be received at once! The above method permits perfectly adequate results to be obtained anyway.

Spurious Responses

It is advisable to keep the r.f. gain control on the receiver advanced no further than is necessary to give marker signals of reasonable strength. This is because most receivers have spurious responses, and these could lead to confusion if excess receiver gain is used. Also, there is inevitably a small amount of break-through of harmonics from the lower frequency outputs when the unit is switched to one of the higher output frequencies. A high level of gain could boost these very weak signals to a point where they cause confusion.

If there is any doubt as to whether a signal is emanating from the calibrator or is an external signal, switching the calibrator on and off will clarify the situation. ●

Next month in **PW**

Check Out Your Antennas With Our

RF NOISE BRIDGE

Check your antennas with the *PW* RF Noise Bridge. Measures impedance in the range 0-100Ω on antenna systems from h.f. to 144MHz. No need to transmit; your receiver is the only other piece of equipment required



Where are you? & Where am I?

For the budding microwave enthusiast (and others). Understanding the National Grid; working out bearing and distance; the QRA Locator system

morse practice oscillator

A simple unit which doubles as a side-tone oscillator or continuity tester

ON SALE 4 DEC

PRODUCTION LINES

ALAN MARTIN G8ZPW

Telephone Link

Hadley Sales Services has recently introduced the FM-121D, a two handset "wireless" telephone link which utilizes the a.c. mains wiring for interconnection with a claimed range of up to a quarter of a mile.

Each unit is installed simply by plugging it into the a.c. mains socket



and is ideal for desk top, wall mounting or even portable use. There are no controls to operate and lifting the handset transmits a call-tone to the other receiver. As with ordinary telephones both parties can speak simultaneously.

The FM-121D two unit system costs £120.00 plus VAT for the two stations and is available from: *Hadley Sales Services, 112 Gilbert Road, Smethwick, Warley, West Midlands B66 4PZ. Tel: 021-558 3585.*

Digital Watch from Casio

Tempus has recently introduced a new Casio multi-function digital quartz watch called the AX-210.

The main feature of the AX-210 is the dual analogue/digital l.c.d. display, which includes a day of the week indicator. Listing the other mode features, they include: day, date, month and year; current month's numerical calendar and the following month's calendar, both have the Sunday columns indicated; daily alarm which can be selected to operate a 20 second buzzer or any of three melodies,



Dixieland, Greensleeves or My Darling Clementine, also on the hour a selectable "Bip" signal sounds with a "Big Ben" type chime at noon; countdown alarm (timer) which ranges from 1 minute to 1 hour; stopwatch with a measuring capacity of 1 hour in units of 1/100 of a second, and finally the dual time function which should be particularly useful to the amateur radio enthusiast, the analogue portion displays local time whilst the digital section may be set to display any other time zone.

The watch is presented in a stylish stainless steel case with an adjustable link strap and the recommended retail price is £34.95; however, it can be obtained at a discounted price of £29.95 from: *Tempus, Beaumont Centre, 164-167 East Road, Cambridge CB1 1DB. Tel: (0223) 312866.*

The Ultimate h.f. Base Station?

I have just received detailed information on the very latest h.f. base station rig from Yaesu. Designated the FT-ONE this new fully synthesised transceiver employs the very latest solid state technology and includes general coverage on receive from 150kHz to 30MHz and 160m to 10m over nine bands on transmit with r.f. power out at 100W.

Being an all-mode transceiver, reception and emission features are: a.m., c.w., f.m., l.s.b., u.s.b. and f.s.k. (frequency shift keying) for RTTY. Split frequency operation and even TX and RX on opposite sidebands is possible.

The i.f. bandwidth is continuously variable on s.s.b. from 2.4kHz and there are three switched positions on c.w. and two on f.s.k. For added selectivity the audio peak/notch filter can be used on c.w.

Frequency selection is achieved either via a direct entry keyboard at 100Hz increments or from the three-speed tuning dial which is accurate down to 10Hz resolution.

All the bands may be scanned either

manually or automatically and the memory bank feature is able to recall 10 memories of any frequency within the coverage, together with an r.i.t. offset.

Other features include electronic keyer, signal monitor and operation from either a.c. mains or 12V d.c. supply.

By the time this issue of *Practical Wireless* is published, a few sets will be

on display in the UK and quantity stocks should be available before Christmas.

The FT-ONE will cost £1295, which includes VAT, and further details are available from: *South Midlands Communications Ltd., S. M. House, Osborne Road, Totton, Southampton SO4 4DN. Tel: (0703 86) 7333.*

Practical Wireless will be reviewing the FT-ONE as soon as is possible.



PRODUCTION LINES

ALAN MARTIN G8ZPW

934MHz CB Transceiver

R.F. Technology Ltd. have designed, developed and are at this moment manufacturing a u.h.f. (934MHz) CB mobile transceiver, called the Reftec 934.

The transceiver's specification conforms to the requirements of MPT.1321, which are briefly: 20 channels at 50kHz spacing, modulation mode f.m. and 8 watts (± 2 dB) power out. The overall size of the unit is similar to conventional mobile rigs and unlike foreign designed and built equip-

ment, has the microphone on the right-hand side for right-hand drive cars.

Priced in the region of £200, which is considerably higher than 27MHz sets, the Reftec 934 possesses the added advantages of reduced interference, potentially superior performance in built-up areas and very compact antennas.

For details of availability and distribution outlets, contact: *R.F. Technology Ltd., Leyton Avenue, Industrial Estate, Mildenhall, Suffolk. Tel.: (0638) 715053.*



New Range of VHF/UHF Antennas

A new range of antennas for the 144, 432 and 1296MHz bands is now available in the UK from muTek Ltd. These antennas manufactured by Hamburger - Antennen - Grosshandel have been developed using the computer-aided "Double Optimisation" technique described by Günter Hoch DL6WU, in *VHF Communications*. This technique ensures optimum gain for a given boom length, and hence a very clean pattern. A by-product of this design procedure is a reduction in the number of elements for a given gain, and therefore a significant reduction in weight and wind-loading.

The antennas have outstanding mechanical stability and corrosion resistance due to the use of stainless-steel and marine-grade aluminium. The elements are sprung stainless-steel and assembly is made simple by virtue of an ingenious clipping arrangement to the square boom.

Good broadband matching is achieved through the use of a precision p.t.f.e. balun, handling 1000W c.w./s.s.b., and 500W at 100% duty cycle.

For further details of the range and prices contact: *muTek Ltd., Bradworthy, Holsworthy, Devon EX22 7TU. Tel.: (040 924) 543/8.*

If you please

Please mention "Production Lines", when applying to manufacturers or suppliers featured on this page.

Sabtronics Instruments


A wide range of very useful test gear from the Sabtronics range of instruments, which should be of particular interest to the radio amateur and electronics enthusiast, has recently been introduced by Black Star Ltd.

This range of products, already well established in the USA, includes digital i.e.d. and l.c.d. multimeters, 8' and 9-digit 100, 600 and 1000MHz frequency counters and a 1Hz to 200kHz function generator. In addition to ready-built and aligned units, very comprehensive kits are available allowing construction by anyone with reasonable soldering ability and limited test facilities.

Practical Wireless has already constructed a kit for the 8610B 600MHz frequency counter, which has proved to be as stable and accurate as its ready-built counterpart. An "Air Test" review will be published later.

Specimen prices from the range are: the 2035A 3½-digit l.c.d. hand-held d.m.m. £83.00 assembled and £64.00 in kitform, the 8610B 9-digit 600MHz frequency counter £109.00 assembled and £89.00 in kitform. Prices quoted do not include VAT.

These products are available from a number of well known distributors or direct from: *Black Star Ltd., 9A Crown Street, St Ives, Huntingdon, Cambs. PE17 4EB. Tel: (0480) 62440.*



air test



USER REPORTS ON SETS AND SUNDRIES

DAIWA CNA-1001 Automatic Antenna Tuner

The Daiwa CNA-1001 combines a forward/reverse power meter, antenna switch, 50Ω dummy load and automatic antenna tuning unit for the eight amateur bands from 3.5MHz to 28MHz, all in one box measuring approximately 90 × 225 × 240mm and weighing around 3.6kg.

The forward/reverse power indication is by means of the Daiwa "crossed pointer" system described in *Air Test* in our July 1981 issue. Ranges are 20/200W forward and 4/40W reverse, with a minimum of 5W required for s.w.r. indication. Accuracy is ±10% of f.s.d. The antenna switch allows selection of two antennas or the internal dummy load which is rated at 10W continuous or 50W for 1 minute.

The tuning unit is based on a standard "pi" network with an additional series capacitor on the antenna side, which will match antennas of 10–250Ω impedance (15–250Ω on the 3.5MHz band) to transmitters with 50Ω output, giving a maximum s.w.r. of 1.5:1 on automatic. The appropriate input capacitor and coil tap are selected by means of the manual bandswitch. The output capacitor and the series capacitor are variable types, driven by the tuning servo, but have panel-mounted trimmers connected across them to allow manual adjustment for lowest possible s.w.r. after the



automatic tuning has reached its optimum setting. The basic antenna s.w.r. must be better than 5:1.

The input for the automatic tuning servo amplifier is taken from an additional reverse power detector, via a switched attenuator which permits selection of 1, 5 or 10W drive level. The tuning process takes a maximum of 45 seconds, and a power supply of 13.8V d.c. at 200 mA.

Results

Our fairly brief tests of the CNA-1001 showed it to perform very well, producing s.w.r. readings of well under 1.5:1 on automatic when connected to an antenna system with s.w.r. of 4:1 at its worst point. The 4-page instruction manual gives specification, block and circuit diagrams and operating instructions, but does not make it clear that the OPERATE button should be pressed only momentarily to start the auto-tuning process. If you hold the button in, as I did at first, the motor just carries on whirring round and round!

The unit operates with unbalanced antenna feeders only, so that a balun is required if balanced feeders are fitted to your antenna. You must be able to reduce transmitter power to 10W or less for initial tuning-up, to avoid possible flashover or damage to the a.t.u. circuitry, but this is a fairly normal requirement anyway.

I understand that the CNA-1001 has proved itself very popular indeed with physically handicapped radio amateurs. Obviously, being able to tune and match an h.f. antenna using just one rotary switch and a push-button, instead of two or more interdependent rotary controls, is a great boon for anyone with limited control of hands or limbs.

The Daiwa CNA-1001 is available price £129.50 including VAT from **Lowe Electronics Ltd., Chesterfield Road, Matlock, Derbyshire DE4 5LE, telephone Matlock (0629) 2430/2817**, to whom we offer our thanks for the loan of the review unit.

Geoff Arnold

COME AND MEET THE PRACTICAL WIRELESS TEAM

on Stand 84/85 at Breadboard '81 Exhibition

11–15 November

10am–6pm Wednesday, Friday, Saturday

10am–8pm Thursday

10am–4pm Sunday

At Royal Horticultural Society's New Hall
Greycoat Street, London SW1


AMATEUR RADIO EXCHANGE



As London's number-one amateur radio retailers we always try to be first... for choice... for price... for service... and for refreshment! Now we're the first to bring you news of the new number-one product, the **YAESU FT-ONE**, the latest HF rig that's going to run away from all the others. Incorporating probably the finest receiver section ever built into a Yaesu product, the **FT-ONE** is going to be a winner all the way for the short-wave listener who intends to pass the R.A.E. Just look at all the features...

FT-101 Mk III

The tried and tested Yaesu HF base station, now with audio peak filter and reject notch filter as standard and choice of AM or FM. **PHONE FOR PRICES INCLUDING FREE COOLING FAN AND MIC.**



TWO SUPER-VALUE SCANNING RECEIVERS

Top-grade technical specifications and very special prices make this an opportunity not to miss.

MR-1000A

VHF FM pocket-size scanner, 10 channels, and allowing scan or manual tuning across selected crystal-controlled channels. Complete with Nicads and charger.

SPECIAL POST-FREE PRICE OF £39 INCLUDING 10 CRYSTALS


(FROM STOCK ONLY)

OR JUST £29 WITHOUT CRYSTALS.



MK-10

VHF FM scanning receiver covering 144-152 MHz. Scan or manual tuning through up to 12 crystal-controlled frequencies, OR VFO control on main dial. Automatic lock-out facility. Sensitivity 1 μ (25db S/N). 12v only.



SPECIAL POST-FREE PRICE OF £69 INCLUDING 10 CRYSTALS (FROM STOCK ONLY) OR JUST £59 WITHOUT CRYSTALS.

YAESU'S LATEST... the new all-mode 2m portable FT-290R

So many features *10 memories *Memory scan *2 VFOs *Band scan *Clarifier *FM/LSB/USB/CW *LCD readout *Real S-meter *Priority channel *2.5W out **PHONE FOR PRICE**



- Solid state, all-mode, AM/FM SSB/CW/RTTY
- General coverage receive and transmit 150kHz-30MHz
- Synthesised tuning and auto-scanning facility
- VFO or keyboard entry
- IF shift and width control
- Audio Peak Filter
- Notch Filter
- 3 widths for CW
- Built-in Curtis keyer
- Built-in SWR bridge
- Memory facility
- Full break-in and variable decay on front panel
- 2 FSK widths

SONY

ICF-2001

Made by one of the world's electronics giants, this unique HF communications receiver is as easy to use as a calculator, and so compact you can slip it into your briefcase. Yet its combination of keyboard entry and LCD provides exact, drift-free reception right across its range, AM/SSB/CW 150kc to 30MHz and FM 76 to 108MHz, and allows no less than six station memories.



SPECIAL OFFER

£159 inc. Matching Sony AC-122PSU

SX-200N

Another of our sophisticated scanning receivers. Similar functions to the BEARCAT, but even wider frequency coverage, and with AM and FM right across its range.



£262.75 inc. VAT.

FRG-7700B

Yaesu's latest receiver with FM right across the band now offers all these optional extras *Memory facility *FRT-7700 Aerial Tuning Unit at only **£34.75** *Four VHF converters running from 50MHz up to 170MHz.

BASIC RECEIVER £299 inc. VAT and FREE HELISCAN AERIAL
Converter specifications * Phone for Prices

| | | | |
|-----------|------------|------------|------------|
| FRV-7700A | 118-130MHz | 130-140MHz | 140-150MHz |
| FRV-7700B | 118-130MHz | 140-150MHz | 50-60MHz |
| FRV-7700C | 140-150MHz | 150-160MHz | 160-170MHz |
| FRV-7700D | 118-130MHz | 140-150MHz | 70-80MHz |

LICENSED CREDIT BROKERS * Ask for written quotation. INSTANT HP AND 6-MONTHS NO-INTEREST HP TERMS AVAILABLE FOR LICENSED AMATEURS AND BANK/CREDIT CARD HOLDERS



Credit card sales by telephone

STOP PRESS!! Some price increases notified by manufacturers, but we will hold advertised figures while stocks last.

All prices include VAT, but p&p/carriage are extra.

2 NORTHFIELD ROAD, EALING, LONDON, W13 9SY.
Tel: 01-579 5311 Closed Wednesday, but use our 24-hour AnsaFone service. So easy for Overseas visitors. Northfields is just seven stops from Heathrow on the Piccadilly Line.

136 GLADSTONE STREET, ST. HELENS, MERSEYSIDE. Tel: 0744 53157
Our North West branch run by Mike (G8EWU). Just around the corner from the Rugby Ground.



THE CQ CENTRE

10 MERTON PARK PARADE, SW19 TEL 5435150

We are now able to offer you a wide range of **new** and **secondhand** equipment. **Yaesu – Trio – FDK – Standard – Icom – Jaybeam** – all at realistic prices . . . As our stocks are constantly changing we can't list them all, so please 'phone us if you would like to know the latest position.

We are always looking for more secondhand equipment and we'll purchase working or non-working items. If you have a *rig* to sell, try the other dealers first and then ask us for a quote. – We think you'll be agreeably surprised.

Many customers have availed themselves of our sale-or-return service. Just leave your set with us and we will sell it for you for a small commission.

WE SPECIALISE IN HARD TO FIND ITEMS – SUCH AS:–

THE HB-9CV ANTENNA

Many of our customers are happily using this well-made, compact and efficient 2 element beam antenna that gives over 4dB of forward gain. It's ideal for DFing, use in confined spaces, portable etc. and yet it costs only **£7.50p**

WE ARE THE SOLE AGENTS FOR THE NB-9VC ANTENNA AND TRADE ENQUIRIES ARE WELCOME

2 METRE SLIM JIM

Our version of this well-known antenna is fully enclosed in a plastic tube and it is supplied complete with 4 metres of co-ax cable and it still only costs **£6.50p**

LASHING KITS

We can now offer a full range of antenna lashing kits, masts, towers, poles etc.

PLEASE NOTE:– We are open on **Wednesdays** and **Fridays** until 8pm, so if you're passing why not call in – coffee and helpful advice always available.

73's from Bob, Ian and Paul at

LONDON'S BRIGHTEST & NEWEST EMPORIUM . .

WOOD & DOUGLAS



Your Winter Project could be:–

| Project | Code | Kit | Assembled |
|---------------------------------|-----------|--------|-----------|
| 70 cms Transmitter (0-5W) | 70FM05T4 | 23.10 | 38.10 |
| 70 cms Receiver | 70FM05R5 | 48.25 | 68.25 |
| 70 cms Synthesiser | 70SY25B | 60.25 | 84.95 |
| 70 cms Pre-Amplifier | 70PA2 | 5.95 | 7.90 |
| 70 cms Converter | 70RX2/2 | 20.10 | 27.10 |
| 70 cms 0-5W Synthesiser Package | 70PAC2 | 128.00 | 163.00 |
| 70 cms 10W Power Amp/Pre-Amp | 70PA/FM10 | 34.65 | 48.70 |
| | | | |
| 2M Transmitter (1-5W) | 144FM2T2 | 22.25 | 36.40 |
| 2M Receiver | 144FM2R2 | 45.76 | 64.35 |
| 2M Synthesiser | 144SY25B | 59.95 | 78.25 |
| 2M 1-5W Synthesised Package | 144PAC | 105.00 | 138.00 |
| 2M 10W Linear | 144LIN10B | 26.95 | 35.60 |
| 2M 10W Power Amplifier | 144FM10B | 25.95 | 33.35 |
| 2M Miniature Pre-Amplifier | 144PA3 | 6.95 | 8.10 |
| 2M Low Noise Pre-Amplifier | 144PA4 | 7.95 | 10.95 |
| 2M RF Switched Pre-Amplifier | 144PA4/S | 14.40 | 18.95 |
| | | | |
| Toneburst | TB2 | 3.85 | 6.20 |
| Piptone | PT2 | 3.95 | 6.90 |
| Kay Tone | PTK1 | 5.95 | 8.20 |
| Regulator | REG1 | 4.25 | 6.80 |
| Microphone Pre-Amplifier | MPA1 | 2.95 | 5.40 |
| CW Filter | CWF1 | 4.75 | 6.40 |
| Reflectometer | SWR1 | 5.35 | 6.35 |

Full details will be forwarded on receipt of a large SAE. *Non-technical enquiries only* can be taken during the day on 07356 5324. Technical enquiries between 7-9 pm on either 07356 5324 or 0256 24611. Kits when stock will be return of post when humanly possible otherwise allow 28 days. Assembled items 20-40 days. Stock is held also at **Amateur Radio Exchange** in Ealing and **J. Birkett** in Lincoln.

(Prices include VAT at the current rate, please add 70p for postage.)

9 HILLCREST, TADLEY
BASINGSTOKE, HANTS RG26 6JB

Auto Marine



Your Official Yaesu Dealer in Greater Manchester for the North West.

Distributor of Jaybeam Antennas.
Main Cushcraft Dealer. Agent for TAL, LAR, Microwave Modules, Western, Revco, Mosley, Drae, Shure.



We carry a full range of station equipment including SWR and Power Meters, Connectors, Co-Axial Cables and Switches, Rotators, Power Supplies and a Full Stock of RSGB Books and Maps.

MOSLEY



Our prices are competitive. Just send SAE for our catalogue and price list. Special package deal for new licensees setting up station.



Credit Card and Hire Purchase facilities with written quote on request. Telephone answering machine after hours. Open Tuesday to Saturday. Monday by appointment.



AUTO MARINE DEVELOPMENT COMPANY
60 ORLANDO STREET,
BOLTON
'Phone (0204) 21059



THE 'WINTON' Stereo Tuner

Part 3

E. A. RULE

Last month we dealt with the digital board, circuit changes, the component list and the descriptions of the p.c.b.s. This month we continue with the a.m. and f.m. boards and circuit functions.

Logging Oscillator

Transistor Tr12 is used in a Clapp oscillator circuit and works at a frequency of from 655kHz to 955kHz. The varicap tuning diode D24 is controlled from the main varicap tuning circuits, and therefore the frequency of the logging oscillator is adjusted at the same time as the rest of the circuits. The output from this oscillator is fed into the a.m. section of the digital counter via Tr14, and the diode function matrix is switched so that the counter is set up for a.m. The display obtained is offset by the a.m. i.f. frequency and can then be used as a simple logging scale of 200-500 when using the TV band. Once found on the main tuning, stations can be quickly set up on the pre-set push buttons.

The Varicap Diode Circuit

A stabilised supply is provided by a special Zener diode, D19; this is in fact a small integrated circuit which not only provides the very stable supply voltage required for varicap tuning but is also fully temperature compensated. When it is considered that on the TV band (for example) a change in the d.c. voltage applied to the varicap diodes of only one millivolt will shift the frequency by 5kHz, and when a shift of only a few kilohertz from the correct tuning point on f.m. will introduce distortion, it can be realised just how important it is to have a fully stabilised supply. Further to this, it must not introduce a noise into the system. If we take our 100 per cent modulation as equal to a f.m. deviation of 75kHz which would in turn be equal to a noise generator, the very special properties of D19 can be appreciated. So don't be tempted to use something else instead.

The stabilised voltage is applied to the manual and pre-set tuning potentiometers via S13 to either R65 or R66. Switch S13 selects the correct amount of a.f.c. for the TV or f.m. band. The junction of R65/66 and the tuning pots also goes to the collector of Tr6, which is the a.f.c. voltage amplifier. As the current through this transistor varies it changes the voltage drop across either R65 or R66. The system works like this:

As the current through Tr6 varies due to the a.f.c. voltage from the i.f. section, it will cause the voltage at the end of R65/66 to vary and correct any drift or errors in tuning, by changing the actual voltage supply to the varicap diodes. This change in voltage is of course arranged to have the correct phase. If the tuning voltage goes higher the varicaps will adjust to a lower capacity and therefore the frequency of the tuned circuits will go

higher. This change will also cause the i.f. frequency to go higher which will mean that the detector will be off tune. A voltage will occur at its output which will increase the current through Tr5 and Tr6 and in turn cause the voltage drop across R65/66 to increase, thus lowering the varicap supply voltage and off-setting the original increase. Similarly with the reverse process.

The outputs of the various potentiometers are selected by switches S4 to S8 for feeding on to the varicaps.

The f.m. and TV varicaps are connected to S4 and can be switched either to the manual tuning potentiometer R56 or to one of the pre-sets R57 to R64. The a.m. varicaps are connected directly to the manual tuning pot and no pre-sets are provided. However, by swapping the feed points to S4 around, the pre-sets could be re-arranged in some other combination, manual and pre-sets on a.m. and f.m. and only manual tuning on TV, for example. In practice, however, it is felt that the combination shown is the best. The selected output from the switches for TV is also fed to the varicap tuning diode of the logging oscillator Tr12. Because it is not practical to display the actual frequency when on the TV band (the counter would have to read up to 1000MHz and therefore would be expensive) it was decided to provide a logging scale only and the function of this is described in the digital section.

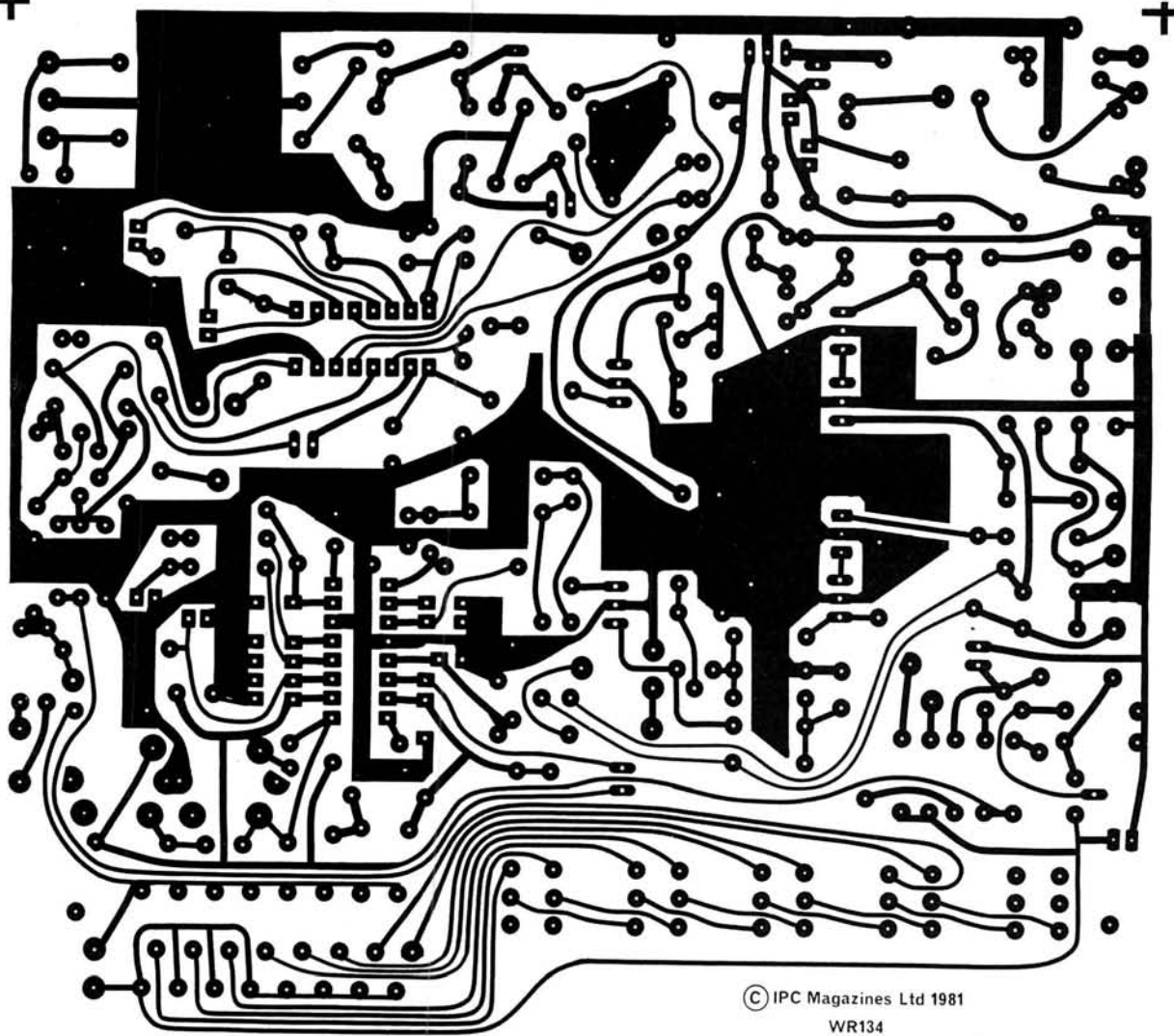
Digital

The digital frequency counter used in the Winton Tuner is based on the popular OKI MSM5524RS l.s.i. device. The design of a frequency counter has been dramatically simplified since the introduction of l.s.i. (large scale integration), and a complete counter system can now be produced using only one additional i.c., a few transistors and other components. As well as the normal frequency readout, it has a 12-hour clock with a 24-hour-cycle timer and alarm functions and an elapsed time stopwatch function up to 12 hours 59 minutes 59 seconds. Any of these can be used on the Winton Tuner, although some may require a small amount of additional wiring to an extra output socket. The main functions of frequency readout and a 12-hour clock or stopwatch are already wired for use.

The 6-LT-09 Futaba fluorescent display is used with the MSM5524RS and provides a display bright enough for most lighting conditions. The resolution obtained on each band is:

| | |
|------|--------|
| f.m. | 0.1MHz |
| l.w. | 1kHz |
| m.w. | 1kHz |
| s.w. | 10kHz |

On the TV band the digital display is used to provide a "logging" scale of from 200 to 500.



© IPC Magazines Ltd 1981
WR134

▲ Fig. 8: Track pattern of the f.m. board, shown full size
▼ Fig. 9: Component layout for the f.m. board

Circuit Function

The outputs from the r.f. oscillator are fed via Tr13, Tr14 or Tr15, depending on the band in use, to the MSL2318 pre-scaler input. The required function is selected via a diode matrix by either S14 (function selector), or S11 and S12. Additional diode switch D13 is used on the TV band.

The MSM5524RS is capable of being set up to cater for a number of different i.f. frequencies via the i.f. diode matrix; however, in the Winton Tuner the matrix is already set up and no further adjustment is required. For a more detailed account of the functions of the MSM5524RS the manufacturer's data sheet should be consulted, as a full description here would take up several pages of magazine space.

Power for the various digital circuits is obtained from the main power supply, but with the addition of IC7 on the digital p.c.b. to provide a stabilised five volts.

Control Functions

Each control will now be fully described regarding its function and this section should be referred to as required during the setting up and operating procedures.

Standby switch. Switch S16, when in the off position this switch breaks the h.t. supply to IC3 and therefore removes

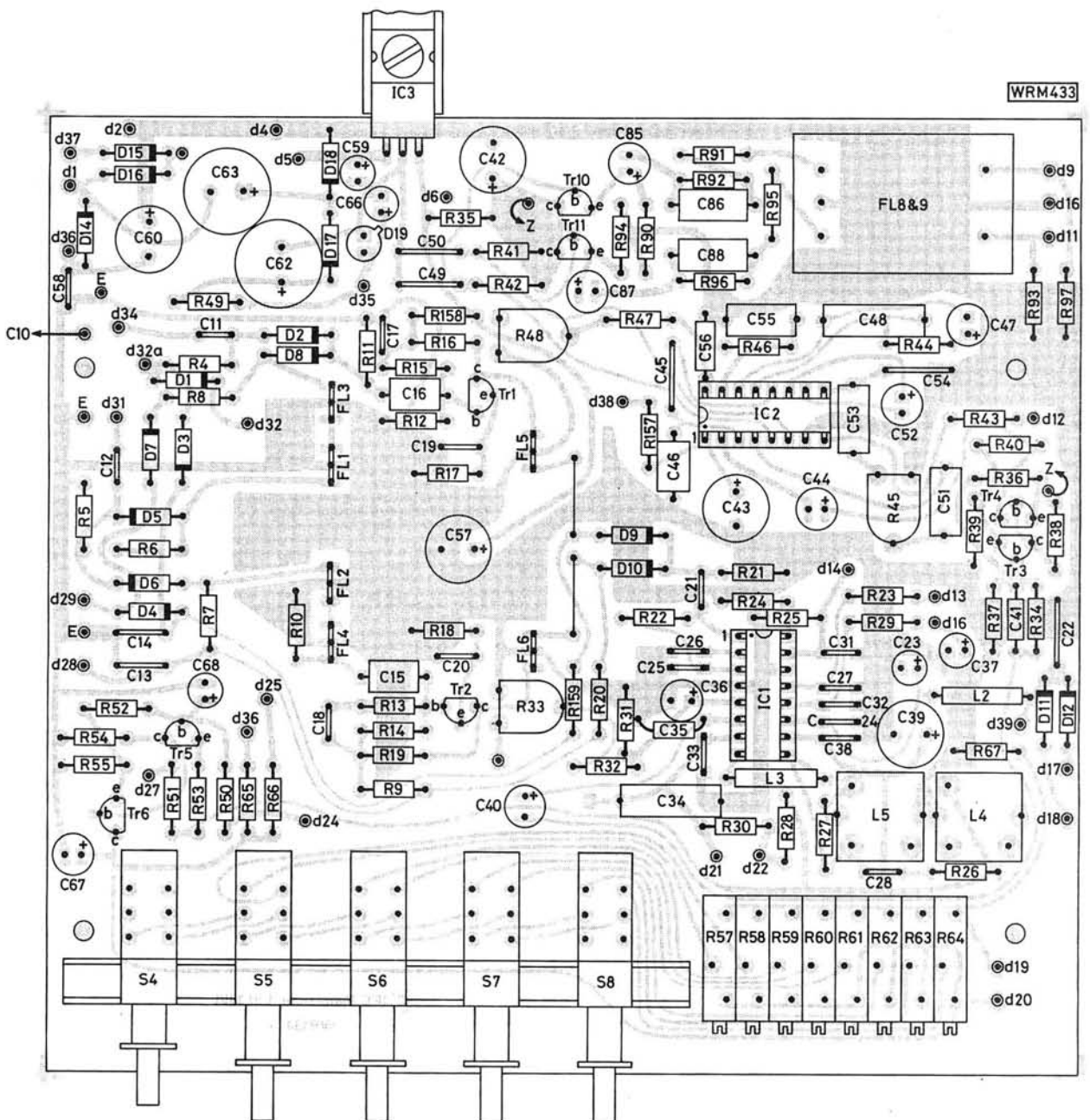
the h.t. voltages from the tuner sections. The h.t. is left connected to the digital section. This switch also disconnects the tuner section of the diode matrix and puts the digital display into the "clock" mode.

Tuning control. This is a ten turn potentiometer, R56, and it adjusts the voltage applied to the varicap diodes when in the "manual tune" position.

Pushbuttons. The LW, MW, SW, FM and TV buttons select the band required. The first four are interlocking but in order to select TV it is necessary to first select FM and then TV as the TV button is not interlocking. The TV button must be released when selecting any of the other bands otherwise the frequencies on each band will be displaced. This is because the TV switching also adjusts the amount of a.f.c. control voltage effective on TV or FM and this causes a change in the overall varicap supply voltage. The reason the TV button is not interlocking is simply due to using a commercial design r.f. section which already had switching built in. Making use of what was already present in the way of switching is a small penalty for using ready built units originally designed for some other purpose.

Mute. This switches a pre-set voltage to the muting circuits of IC1 and prevents reception of all signals below approximately 25 microvolts. It also removes the interstation hiss normally heard when tuning. This control is also effective on TV.

AFC. This brings in automatic frequency correction on FM



and TV. Tuning should first be carried out with the AFC off and once a station is located either on manual tune or pre-set the AFC can be switched on. When using the pre-set station buttons (having already set them up) the AFC may be left on, particularly on TV where it may be found impossible to maintain the correct setting without AFC.

Selectivity. This offers a choice of band width on f.m. When switched to narrow band the tuner is also switched to MONO mode. In the wide band position the tuner will automatically select STEREO if a stereo signal is present.

Manual. This selects the manual tuning control on all bands. Pre-sets 1-4. These enable up to four pre-set stations to be obtained on each of any two bands. The tuner is normally wired to provide pre-sets on FM and TV with only manual tuning on AM.

Digital Section—Controls and Functions

Warning. The l.s.i. is very easy to damage by either static or excess voltage on any of its pins. In particular,

great care should be taken when connecting up external circuits. Devices damaged by static or excess voltage will not be accepted as faulty under the guarantee by the manufacturer or supplier.

The main display function control has five positions:

Frequency (F)

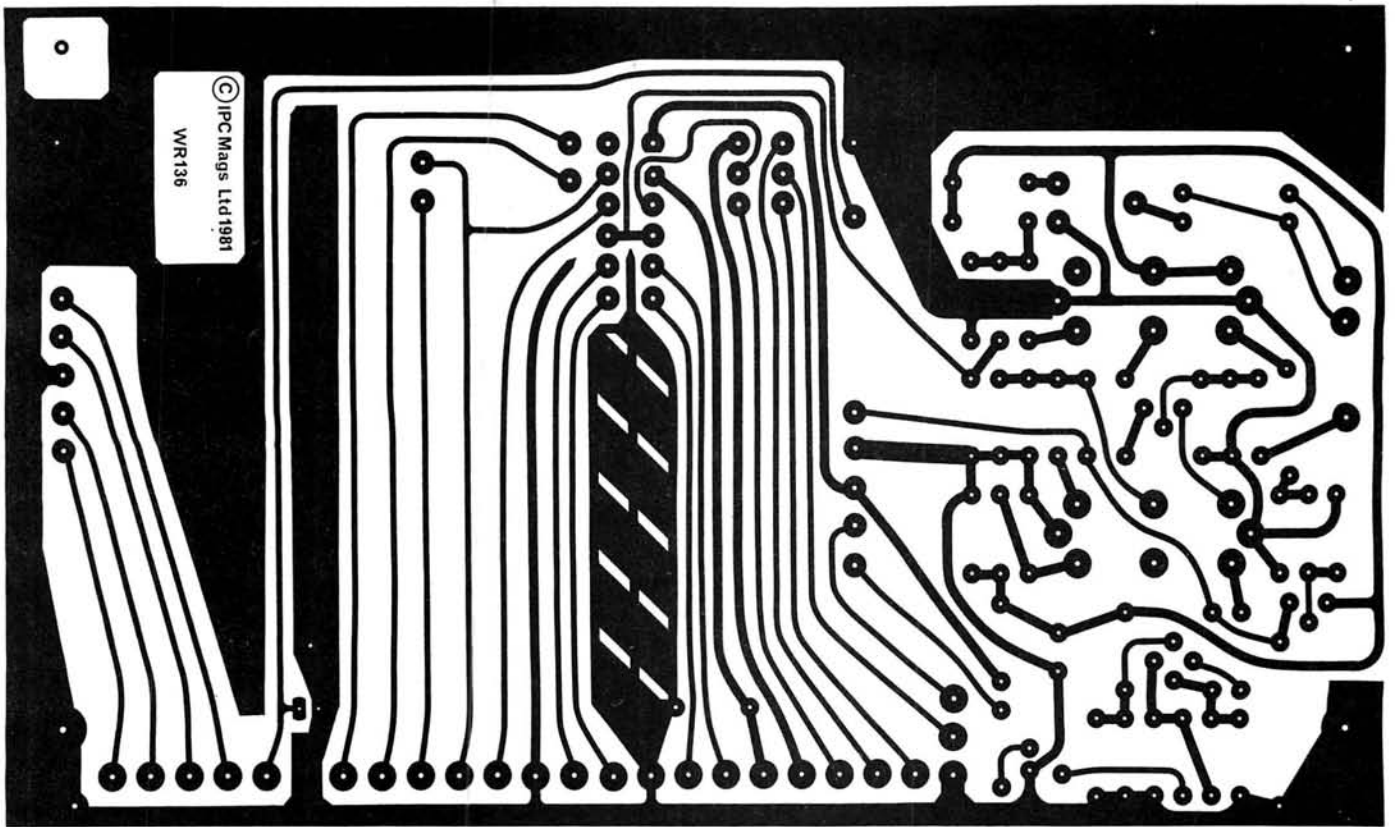
Clock, normal clock function (C)

Timer On (T on)—Enables a pre-set time to be programmed into the clock

Timer Off (T off)—Enables a pre-set time to be programmed into the clock

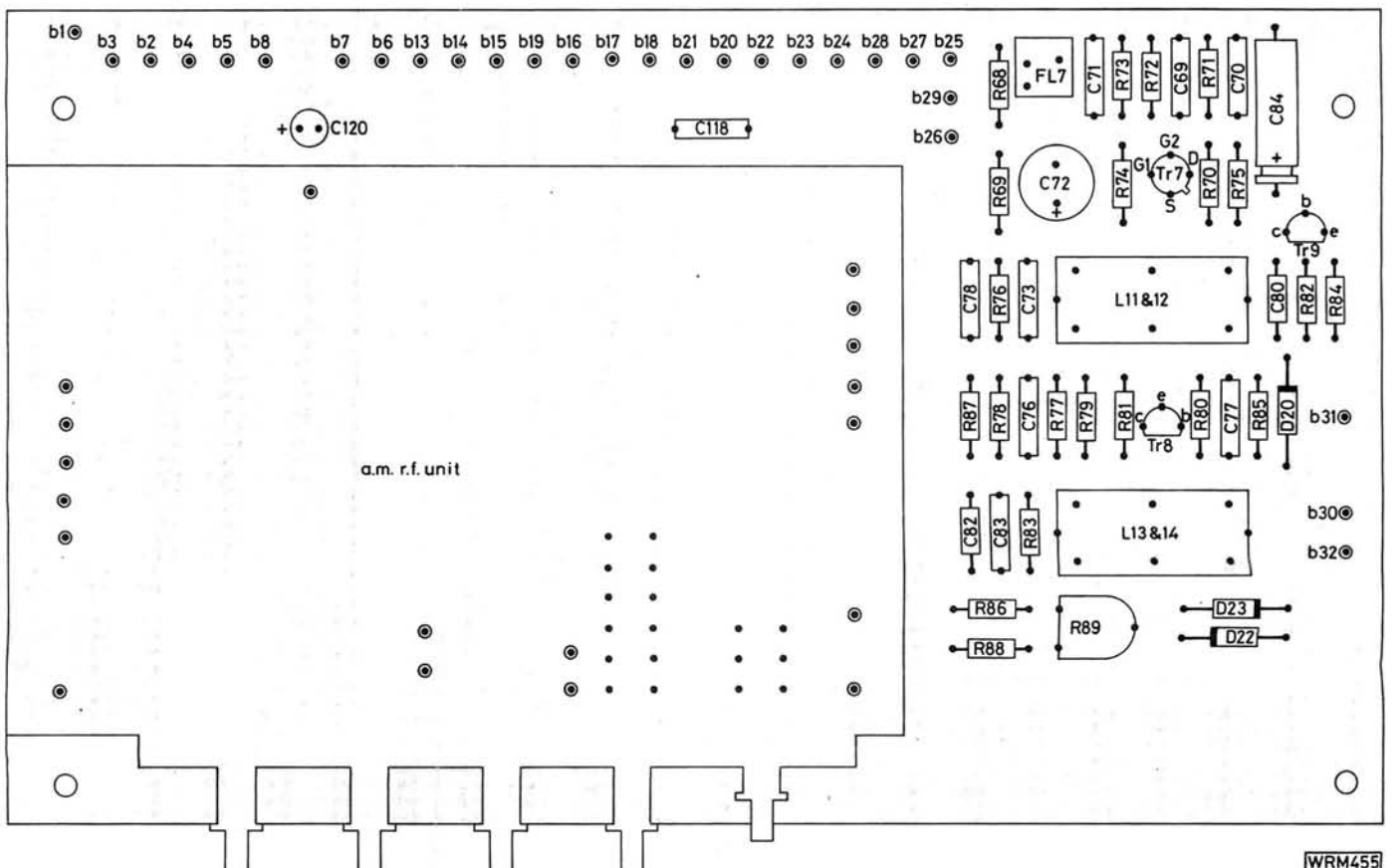
The last two positions are used to set the time, the l.s.i. output on pin c26 is either at "high" (5 volts) or "low" (zero volts). As the clock reaches the pre-set "on" time this pin will go "high" and return to "low" when the "off" time is reached. This voltage can be used to control an external circuit. The maximum current is 1mA and a transistor amplifier must be added if higher currents are required to control external circuits.

The fifth function is a sleep timer (S). This sets the timer to count down in minutes from 59. Pin c30 goes high when the counter reaches "00" and is "low" while counting



▲ Fig. 10: Track pattern for the a.m. board, shown full size

▼ Fig. 11: Component layout for the a.m. board



down. Any starting time between 59 and zero minutes may be selected by the use of the "B" button. This feature and the timer functions are useful for timing tapes or cassettes.

Digital Pushbuttons

For "A", "B" and hours set (H-S) refer to table. Sleep Timer Off (T-O) resets the timer out to "high" and returns the countdown to "00".


Examples of Displays Obtained

| Display selected | Display |
|--|--|
| Frequency LW MW SW TV FM | 130-280kHz 500-1625kHz 3.25-6.34MHz 200-500* 78-109MHz |
| Clock | 1.00-12.59 with "point" pulsed at 1Hz |
| Timer On | 1.00-12.59 with "point" constant |
| Timer Off | 1.00-12.59 with "point" constant |
| Sleep Timer Stopwatch Mode Timer On Timer Off | 00 counting down from 59 "colon" lit in stopwatch mode 1.00-12.59 (hours and minutes) 0.00-59.59 (minutes and hours) "point" pulsed when stopwatch is timing |

Note * On TV the kHz sign is displayed and should be ignored. The 200-500 display is for logging only.

| Function | A | B | Operation |
|-------------|---|---|---|
| Clock | P | P | Reset clock counter 1.00.00 |
| | * | P | Setting minutes (hours held) |
| | P | * | Setting hours (minutes held) |
| | * | * | Normal clock operation |
| Timer On | P | P | Reset on-timer 0.00 |
| | * | P | Set minutes (hours held) |
| | P | * | Set hours (minutes held) |
| | * | * | Retain setting time |
| Timer Off | P | P | Reset off timer 0.00 |
| | * | P | Set minutes (hours held) |
| | P | * | Set hours (minutes held) |
| | * | * | Retain setting time |
| Sleep Timer | P | P | Reset sleep timer counter 00 minutes |
| | * | P | Countdown 59 to 00 |
| | P | * | Hold setting time |
| | * | * | Normal operation with display counting down |

Note. These time adjustments and setting functions are operated by pushbuttons A and B. In the table the letter P means pressed and * means unpressed. If A or B are held for between 0.1 and 1.6 seconds a single digit will be counted, if they are held for longer, the count rate increases to 10 digits per second.



The completed a.m. board, with the Hart FX811 tuner head mounted on it

| A | B | Hour Set | Display Selected | Result |
|---|---|----------|------------------|--|
| * | * | P | Timer On | Stopwatch display 0.00 to 12.59 in hours and minutes |
| * | * | P | Timer Off | Stopwatch display 0.00 to 59.59 in minutes and seconds |
| * | * | P | Stopwatch mode | Return to timer operation |
| P | * | * | Stopwatch mode | Start count |
| P | * | * | Stopwatch mode | Stop count |
| * | P | * | Stopwatch mode | Reset to 00.00 |

Note. Pressing the "hours set" when in the clock mode will set minutes to 00. When switched to stopwatch mode any pre-set times in the timer On or Off positions will be erased.

TO BE CONTINUED

MODS

IMPORTANT—The ideas presented here are suggestions only, and as they are untried by this magazine, we cannot accept responsibility for any resultant damage, however caused. Before alterations are attempted, care should be taken to ensure that any guarantee is not invalidated, and it should also be borne in mind that modifications usually have an adverse effect on resale prices. In cases where specialist skills or equipment are needed, most dealers will undertake the work for a reasonable fee.

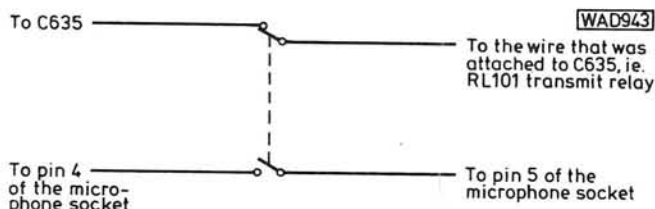
Roger Hall G8TNT(Sam)

No. 11

Let me start this month's column by apologising to those of you who read in last month's *PW* that I would be discussing the Trio TR-9000 in this issue. Unfortunately the contributor who was going to supply me with the various mods didn't realise that the articles that appear in most magazines are usually written some two months before they're published. When I told him that I hoped to include them in this, the December, issue he thought that he had plenty of time. Now that he has been enlightened, he hopes to have everything ready for next month and I'll do my best to make sure that it is all written up in time.

When I discovered that I couldn't cover the TR-9000 this month, I was left with the problem of finding something else very quickly and just as I was about to sort through my files, I received a letter from Hal GW8TMZ. He has a Yaesu CPU-2500RK and in his letter he asked me to publish a request for mods for it. He said that although he would be pleased to hear of any mods, the two that he would especially like are for altering the channel spacing from 5 and 10kHz to 25kHz, and for providing either semi or full reverse repeater. Before I publish any request for mods, I always check to see if I have it on file and, fortunately for Hal, I already have one of the mods that he requested. It was sent in by Ian G6BAI, and it is for semi-reverse repeater i.e. listen on the input. The only extra parts that are needed are a non-latching pushbutton switch that has one pair of contacts that are normally closed and another pair that are normally open and approximately 30cm of four core cable.

The first step is to mount the push-button switch somewhere on the set. It can be mounted anywhere you like but somewhere on the front panel will obviously be the most convenient. Then disconnect the wire that is attached to the lead of the feedthrough capacitor C635 on the phase lock loop control unit. When viewed from the front, it's the fifth tag from the right at the back. Now connect one of the inner wires from the four core cable to the free end of the capacitor and another one to the free end of the wire that you have just removed from C635. The other ends of these two inner wires should now be soldered to the tags of the normally closed part of the pushbutton switch.



The next step is to connect one of the remaining inner pieces of wire to Pin 4 of the microphone socket and the other one to Pin 5. The other ends of these two pieces should then be soldered to the tags for the normally open part of the switch as shown in Fig. 1.

Now, whenever the set is in the repeater mode, pressing the pushbutton will switch the set to the input of the repeater but the transmit side will be disabled.

Ian's letter then went on to say that it is very easy to extend the frequency range of the CPU-2500 up to 4MHz for transceiver operation. All you need to do is take the top off the set and find the p.c.b. that has the p.l.l. on it. There you will find that between J604 and J603 there are six solder pads. For 2MHz coverage, the pads marked "A" are shorted together with a link and if you remove this link the set will then cover 144-148MHz.

There are however two shortcomings: the # key on the microphone will no longer bring up 145-500MHz, in fact it now does nothing at all, and when the set is first switched on it will now display 147.000MHz. Both of these seem minor inconveniences and I'm sure that you could live with them if you wanted the full 4MHz coverage. The added bonus is that the * key will now give +5kHz whenever pressed.

Thanks for writing Ian and if anyone else has any more mods for this set for Hal, I will be happy to pass them on.

Wanted

The first request this month is a little unusual because it's from a reader who would prefer to remain anonymous. He has written in asking me if I know of a way to extend the frequency range of the Trio TR-7800. Unfortunately I don't have this mod on file and so I have had to publish this request. He has also asked for a personal reply, as have many other readers, some of whom have been kind enough to enclose a stamped self-addressed envelope, but I would like to mention that this is not usually possible and I would prefer to reply through this column whenever I can.

The second request this month comes from Morris GW8OPK. He would like some mods for the DX300 receiver, especially one to prevent overloading on medium wave. He has also asked if I can advise him on the best a.t.u. for his receiver and he mentions some of the well known names and he then asks if it is possible to make one. Well Morris, as I haven't tested all of the a.t.u.s on the market, I'm not in a position to say that brand A is better than brand B. What I will say is that it is very important that you do use an a.t.u. as it will improve the performance of your receiver considerably and any of the well known makes should perform well. As we are a constructional magazine, I would be failing in my duty if I didn't suggest that you go ahead and make one for yourself. We have published several designs in the past and one of the most recent was in our antenna special called "Out of Thin Air" which is still available from some amateur radio shops.

Mr G. A. Newman has written in from Norfolk because he would like to improve the s.s.b. selectivity of the FRG-7 using a LFc-2A 2.4kHz filter, as recommended by Yaesu. Does anyone know anything about it?

The last request this month is from Mr A. A. Banks. He has a Standard C-8000 scanner/transmitter and he would like to increase the output power from 50mW to 100mW. If you know how to do this or if you would like to know how to do a mod for your rig of if you have a mod that you would like to pass on, please write to: R. S. Hall, Room 301, Hatfield House, Stamford Street, London SE1 9LS.

73's
Sam G8TNT

NEWS NEWS NEWS

PW Exe

Electroforms & Components, specialists in microwave engineering, have recently notified me of the availability of ready built units or component parts for the G4ALN/PW Exe parabolic dish feed. In addition to the feed assembly, Electroforms list includes many hard-to-come-by microwave components including plain and choke flanges, seals and waveguide 16 manufactured in both brass and copper and cut to length.

To obtain a copy of the full list including prices, send an s.a.e. to: *Electroforms and Components Ltd., 90 High Street, Whetstone, Leicester LE8 3LQ. Tel: (0533) 864832.*

70MHz (4 metres)

Following many months of rumour about the future use of this band in the UK, the Home Office Press Office have issued a verbal statement to clarify the position.

From 1 January 1982 the frequency allocation on the 4m amateur band will be reduced from the existing 70.025-70.700MHz limits, to 70.025-70.500MHz, a reduction of 200kHz. This reduction has been made in recognition of decisions taken at WARC '79.

The statement concludes with a confirmation that holders of the Amateur Class B Licence will not be allowed the use of the 4m band.

Unconfirmed rumours still circulate suggesting the future total withdrawal of the 4m band in the UK, but this cannot, at this time, be verified. The Home Office spokesman did however state that no plans to introduce an amateur allocation at 6m (50MHz) were envisaged for the "foreseeable future".

Trio Test Gear

Since April this year, House of Instruments are now the exclusive distributor in the UK for the Trio range of test and measuring instrumentation.

The full range of instruments are readily available direct from House of Instruments, their area distributors and retail shop outlets throughout the UK. For further details contact: *House of Instruments, Clifton Chambers, 62 High Street, Saffron Walden, Essex CB10 1EE. Tel: (0799) 24922.*

Update to Life Saving Story

Following the mention in this column in August of the international emergency operation, involving Chris Baker G4LDS and Yugoslavian amateur Dusko Petrovic YU1PDP, further details have emerged.

After compiling considerable documentation of this incident, we can now reveal that a parallel operation was carried out by Fergus Veitch G4LEV, who also responded to the CQ emergency appeal and organised a direct dispatch to Yugoslavia.

Both Chris and Fergus went to considerable trouble and personal expense to ensure the prompt delivery to Belgrade of the wanted drugs.

The reason for the duplication appears to be the combined results of high levels of QRM on the 15 and 20 metre bands and the language difficulty, neither Chris nor Fergus was aware of the action being taken by the other.

Practical Wireless would therefore like to extend congratulations to Fergus for his exemplary action.

Perhaps a lesson to learn for the future is that when responding to an emergency broadcast, it is vital to pass all received information to the local authorities to avoid unnecessary duplication.

New Catalogues

Bi-Pak Semiconductors, the electronic component suppliers, inform me that their latest 64-page catalogue is now available.

The catalogue lists hundreds of very useful items including antennas and accessories, technical books, cases and enclosures, tools, kits, instruments and meters, p.c.b. supplies and a host of semiconductors and components.

Priced at £1.00, which includes 25p p&p, the catalogue along with price list and order forms is obtainable from: *Bi-Pak Semiconductors, The Maltings, 63a High Street, Ware, Herts. SG12 9AD. Tel: (0920) 3442/3182.*

OK Machine & Tool (UK) Ltd. have launched a new division, Electroware, to provide the electronics user with what is thought to be the widest range of electronic hardware currently available in the UK.

U.H.F. Repeater Close Down

After a period of protracted negotiations between the RSGB and the group responsible for the operation of u.h.f. Repeater GB3WS, RB6, Sudbury, Suffolk, the Home Office have been advised of its close down. The reason for this action was due to an unofficial relocation and the failure of the group to comply with repeated requests for a valid site clearance form for its new site. However the RSGB still hold a current licence for this repeater and are anxious to establish the installation at an approved location. Any interested parties are asked to contact Mike Denison G3XDV via RSGB HQ.

PW helps group win HF NFD81

In response to an appeal for help from Mike Allisette GU4EON via 2m repeater GB3SC, *PW* Technical Editor, John Fell G8MCP, was able to rapidly locate and dispatch, via airfreight, essential materials to repair the Guernsey Amateur Radio Society's h.f. antenna system.

The repairs must have been good as the society went on to amass a total of 3423 points during the 1981 HF National Field Day Contest, sufficient to win the NFD Trophy.

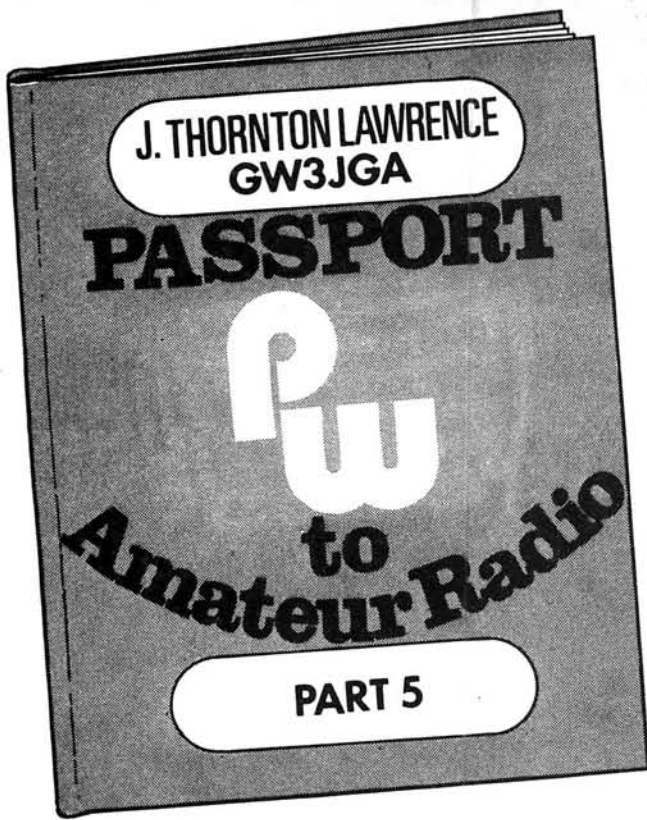
The new 40-page catalogue contains details of various products selected from OK's bench tool range, plus many new items.

To obtain your copy of this new catalogue, send 30p (for p&p) to: *OK Machine & Tool (UK) Ltd., Dutton Lane, Eastleigh, Hants. SO5 4AA. Tel: (0703) 610944.*

Electronic Brokers, Europe's premier test equipment company, have just released their latest catalogue of used equipment calibrated to original specifications.

Listed is a very wide range of test equipment from most of the major manufacturers, such as Tektronix, Marconi, Hewlett Packard, Philips, Fluke and Hameg of West Germany.

The catalogue is available free from: *Electronic Brokers Ltd., 61/65 Kings Cross Road, London WC1X 9LN. Tel: 01-278 3461.*



Last month we looked at magnetism, inductors and capacitors, and so now we move on to alternating current, reactance, resonance and transformers.

Alternating Current

In the previous sections we have dealt with direct current (d.c.) and we know that d.c. maintains a steady value, either positive or negative in polarity as shown graphically in Fig. 19.

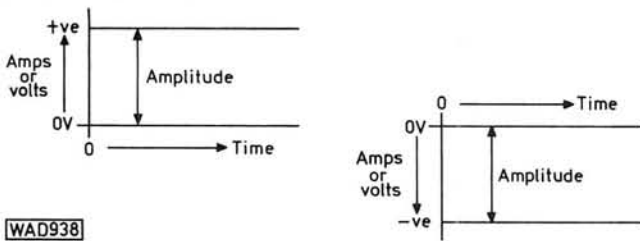


Fig. 19

Alternating current (a.c.) on the other hand varies in a special way and to understand this, we return to the magnetics section. You will remember that when a conductor is moving in a magnetic field the direction of the induced e.m.f. depends on the direction of movement and the direction of the magnetic field.

Let us imagine two bar magnets, a loop of wire and a meter arranged as shown in Fig. 20. The loop is rotated and we look in detail at the induced e.m.f. in the loop as shown in Fig. 21.

In (a), no e.m.f. is induced because the direction of movement of the conductors forming the loop is parallel to the direction of the magnetic field. In (b) an increasing e.m.f. is induced as the conductor cuts across the field. In (c) maximum e.m.f. is induced as the moving conductor cuts the field at right angles. In (d) the e.m.f. is decreasing and at (e) again no e.m.f. is induced. Here the position is

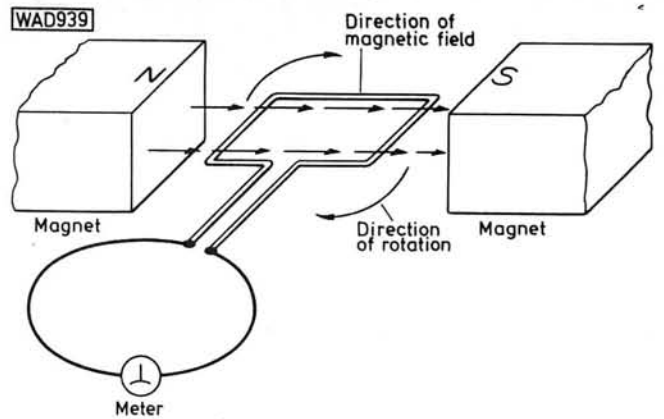


Fig. 20

similar to (a) except that the conductors A and B are transposed. This means that when moving through (f) and beyond, conductors A and B are then cutting the field in the opposite direction. This results in the induced e.m.f.

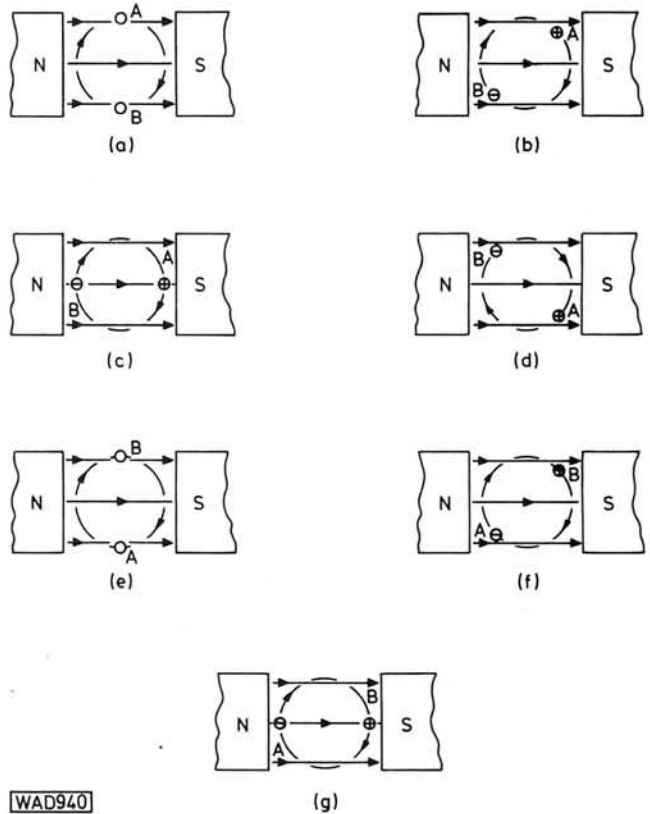


Fig. 21: The induced e.m.f. as the loop is rotated

being reversed every half revolution. This is shown graphically in Fig. 22 and it can be seen that in one revolution, the e.m.f. starts at zero, rises to a positive maximum and falls to zero again, then rises to a negative maximum and again falls to zero. Thereafter the pattern is repeated for every revolution of the loop. If the rotation is continuous and at a constant speed then the peak amplitude of the voltage waveform and the period or frequency are also constant.

The Sinewave

The shape of the alternating waveform we have observed is called sinusoidal or a sinewave because the amplitude of the voltage or current at any point during the

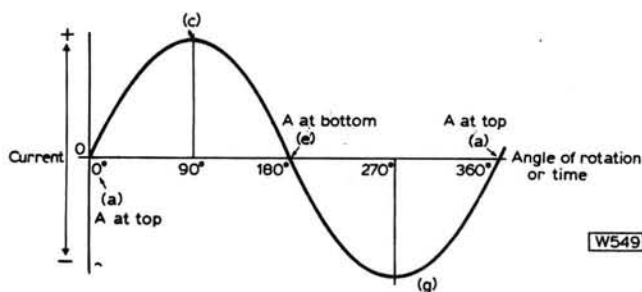


Fig. 22: The induced e.m.f. is reversed every half revolution

cycle is related to the trigonometrical function called sin of the angle of rotation. The amplitude at the peak of the sinewave is known as peak value. Because the instantaneous value is constantly varying between the peak value and zero, the value which is equivalent in heating effect to d.c. lies between these two values. It is known as the root mean square, or r.m.s., value and it is the r.m.s. value which we use when stating the mains supply voltage, or the rating of a transformer or a lamp.

The r.m.s. value of a sinewave is 0.707 of the peak value and conversely, the peak value is 1.414 the r.m.s. value. For example, the peak value of the 240 volt mains supply is $240 \times 1.414 = 340$ volts approximately. The peak value is of particular interest when specifying the maximum voltage rating of components in an a.c. circuit and in rectifier circuits. The peak-to-peak value is twice the peak value.

In Fig. 23 a 2Hz sinewave is shown. As there are two complete sinewaves within a time of one second, then each cycle of the sinewave occupies a time period of 0.5 second.

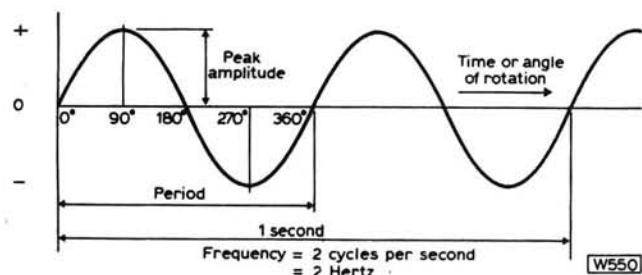


Fig. 23: A 2Hz sinewave

As a further example, suppose the time period of one sinewave was 1ms (1×10^{-3}) then there would be 1000 cycles or periods in 1 second and the frequency would be written as 1000Hz or 1kHz.

Frequency

Frequency, symbol f , is measured in hertz, symbol Hz.

f (frequency) = $\frac{1}{t}$ where t is the time of one cycle or period

$$\text{and } t = \frac{1}{f}$$

The alternating current supply to your home is generated at the power station by an alternator and the frequency is 50Hz. The alternating current passing from an amateur v.h.f. transmitter to the antenna is generated by a valve or transistor oscillator and amplifier. The frequency may be 145MHz (145 000 000 cycles per second) but the alternating voltage or current is still a sinewave and it has the same properties as its lower frequency counterpart.

Phase Differences

With alternating voltage, and current, it is quite possible to have two or more voltages of identical frequency but having a time or **phase** difference between them. For example, this effect would be produced by adding an extra coil to the generator in Fig. 20.

If the coil was placed at 90° to the existing coil, then the voltage induced in this coil (b) would be delayed or would lag by 90° , one quarter of a revolution or one quarter of a cycle, with respect to the original coil. This effect is shown graphically in Fig. 24.

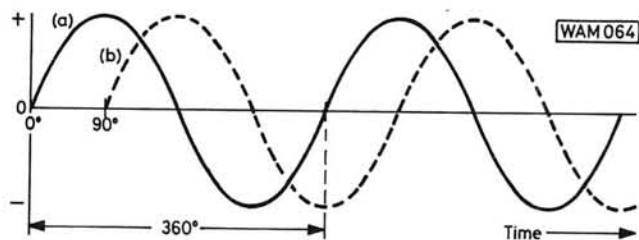


Fig. 24: Phase difference

Suppose that we reversed the connections to this new coil, then the polarity of the voltage would be reversed and the wave would be inverted. This wave would then appear to be in advance or "lead" the original wave by 90° . In other words, reversing the connections would change the relative phase by 180° .

Resistors in an AC Circuit

In this case both voltage and current are "in phase" with one another, i.e. they both reach maximum or minimum values at the same time. When calculating current and voltage, the r.m.s. (root mean square) values are used:

$$I_{\text{rms}} = \frac{V_{\text{rms}}}{R}$$

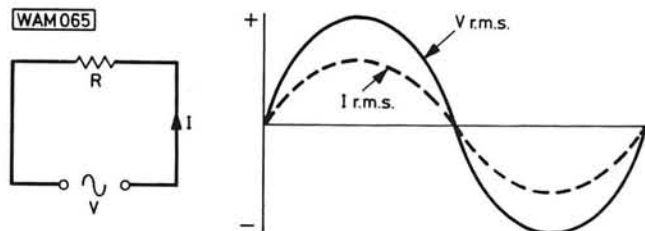


Fig. 25: The voltage and current in a resistive circuit are in phase

Capacitors in an AC Circuit

When an alternating voltage is applied to a capacitor it will charge it, first in one direction and then in the other. The maximum current will be flowing in or out of the capacitor when the applied voltage is changing most rapidly, i.e. as it goes through zero volts, and the current will fall to zero when either peak of the cycle has been reached and the voltage is virtually steady for an instant.

Since the current is at a peak one quarter of a cycle before the voltage it is said to "lead" the applied voltage by 90° (one full cycle being 360°). The energy which is stored in the capacitor during the quarter of a cycle charging period is returned to the circuit in the following quarter cycle. The current flowing is known as "Wattless Current" as no power is dissipated in the conventional I^2R sense.

If the relationship between voltage and current is investigated, the frequency of the alternating current must be taken into account, together with the value of the

WAM066

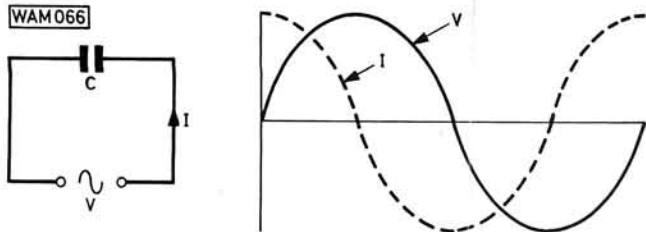


Fig. 26: In a capacitive circuit the current which flows leads the applied voltage

capacitance in the circuit. In fact, the current flowing is proportional to capacitance, frequency and voltage. By arranging these factors we can extract a quantity which is akin to resistance in a d.c. circuit. This quantity is known as **capacitive reactance** and its unit is the ohm.

$$\text{Capacitive Reactance } (X_C) = \frac{1}{2\pi fC}$$

where f = frequency of alternating current

C = capacitance

$\pi = 3.142$

Using Ohm's Law and reactance we can calculate the voltage or current in an a.c. circuit containing a capacitor.

$$I = \frac{V}{X_C} \quad X_C = \frac{V}{I} \quad V = I \times X_C$$

Note that V and I are r.m.s. values.

Inductors in an AC Circuit

When an alternating voltage is applied to an inductor the resultant current causes a counter e.m.f. to be induced which is proportional to the rate of change of the current. In the inductor, as in the capacitor, the maximum current occurs when the voltage is changing most rapidly (as it goes through zero), except that in the case of the inductor the current "lags" the voltage by one quarter of a cycle or 90° .

It will be realised that if the frequency of the a.c. increases, so will the rate of change of current. Thus the value of the e.m.f. generated in the inductance will be proportional to the frequency, and the current flowing will be inversely proportional to the frequency. From this we can extract a quantity known as the **inductive reactance** whose unit is again the ohm.

$$\text{Inductive Reactance } (X_L) = 2\pi fL$$

where f = frequency

L = inductance

$\pi = 3.142$

WAM067

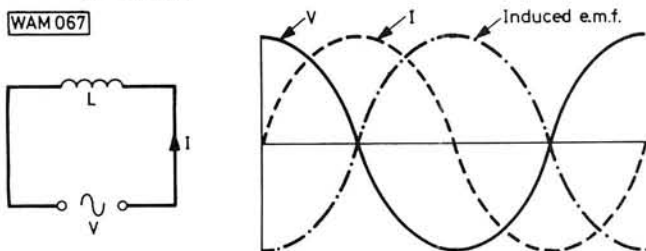


Fig. 27: In an inductive circuit the current lags the applied voltage by 90° . The induced e.m.f. is in anti-phase to the applied voltage

Again we can use Ohm's Law and calculate current and voltage in the inductive circuit using reactance in the place of resistance:

$$I = \frac{V}{X_L} \quad X_L = \frac{V}{I} \quad V = I \times X_L$$

Note that V and I are r.m.s. values.

Reactance in Series and Parallel

Reactances of the same kind, inductive or capacitive, can be treated similarly to resistors:

Series $X = X_L - X_C$

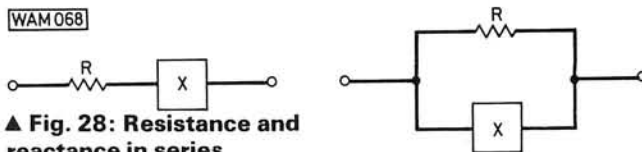
$$\text{Parallel } X = \frac{-X_L \times X_C}{X_L - X_C}$$

This follows because when reactances of opposite kinds are combined in the circuit, the currents lag and lead the voltages, in the inductive and capacitive sections respectively, by 90° and consequently they must first be subtracted from one another to find the total reactance. For this purpose, inductive reactance is normally considered "positive" and capacitive reactance as "negative".

Impedance

In any circuit containing reactances there will be some resistive element in the wires, for example, in the inductor windings, thus when we consider the resistance to current flow presented by reactances we must add that presented by the ohmic resistance of the circuit. When we consider all these elements together it is known as **impedance**. The resistive element of the impedance may be either in series or in parallel with the reactance.

WAM068



▲ Fig. 28: Resistance and reactance in series

▲ Fig. 29: Resistance and reactance in parallel ▲

Series: The impedance Z in this case is $Z = \sqrt{R^2 + X^2}$

where Z = impedance (ohms)

R = resistance

X = reactance (inductive or capacitive)

Parallel: The impedance Z in this case is $Z = \frac{R \times X}{\sqrt{R^2 + X^2}}$

In circuits which contain impedances, Ohm's Law can be applied as follows:

$$I = \frac{V}{Z} \quad Z = \frac{V}{I} \quad V = I \times Z$$

Note, use r.m.s. values of V and I .

WAM069

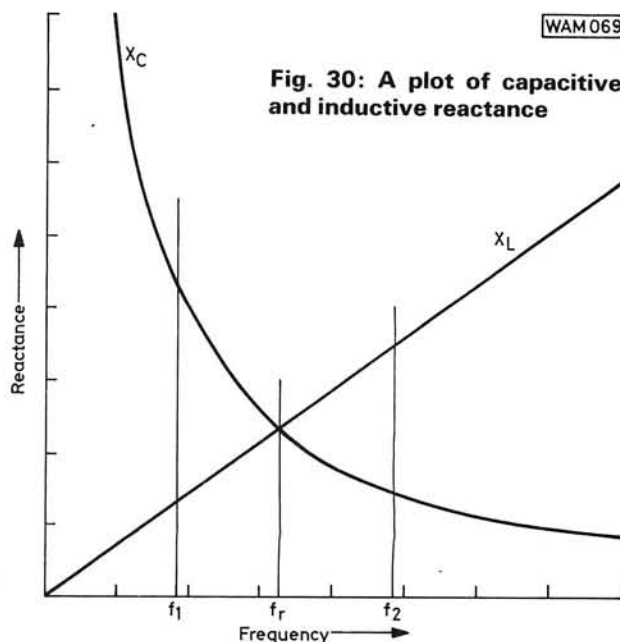


Fig. 30: A plot of capacitive and inductive reactance

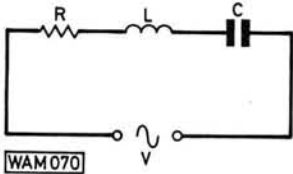
Resonance

The next characteristic of the a.c. circuit that we are going to examine is **resonance**. This is a most important effect which is employed many times over in every radio transmitter and receiver. As the a.c. frequency, applied to a circuit containing inductance and capacitance, is increased, the value of the inductive reactance increases, whilst that of the capacitive reactance decreases, as shown in the graph, Fig. 30.

From this it is apparent that at a certain frequency (f_r), the capacitive reactance equals the inductive reactance.

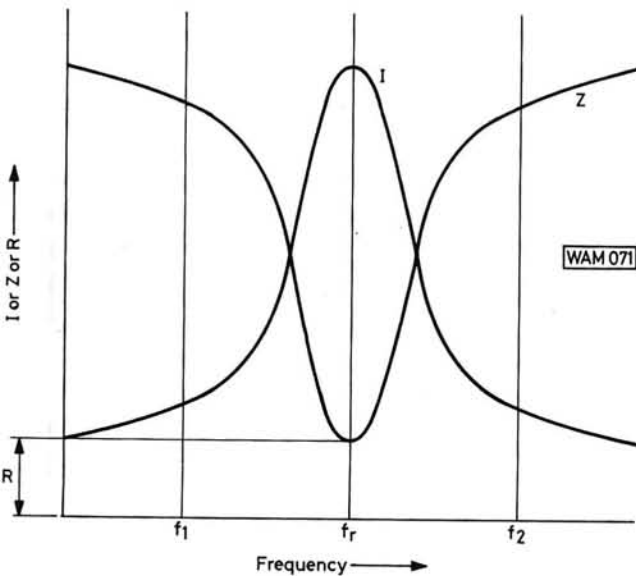
Series Resonant Circuit

This is sometimes called an acceptor circuit. Referring to Figs. 31 and 32, if the frequency of V changes between



◀ Fig. 31: A series resonant circuit

Fig. 32: A series RLC circuit at resonance ▼



f_1 and f_2 then at a frequency f_r the current flowing in the circuit will rise to a maximum. The impedance, on the other hand, falls to a value equal to R . To summarise this in an expression:

$$X_L = 2\pi fL \text{ and } X_C = \frac{1}{2\pi fC}$$

$$\text{at } f_r, 2\pi fL = \frac{1}{2\pi fC}$$

$$\text{therefore } f_r = \frac{1}{2\pi\sqrt{LC}}$$

where f = frequency in hertz

L = inductance in henries

C = capacitance in farads

$\pi = 3.142$

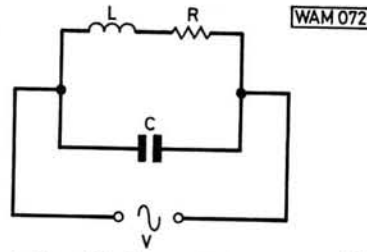
The value of the current flowing in the circuit is found as follows:

$$I = \frac{V}{Z} = \frac{V}{\sqrt{R^2 + (X_L - X_C)^2}}$$

Thus at resonance, the impedance of a series resonant circuit is equal to the resistive component R alone, X_L and X_C having cancelled each other out.

Parallel Resonant Circuit

This circuit is sometimes called a rejector circuit. This arrangement, referring to Figs. 33, 34 and 35, is awkward



▲ Fig. 33: A parallel resonant circuit

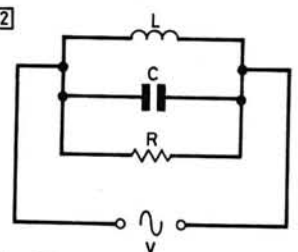


Fig. 34: The equivalent circuit of Fig. 33 ▲

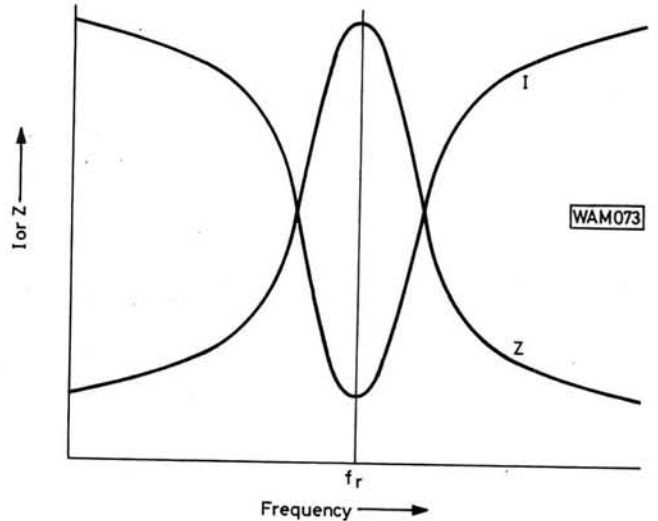


Fig. 35: A parallel RLC circuit at resonance

for the purpose of investigating the variation of current and impedance with frequency, so an equivalent parallel circuit is used. In this circuit a perfect inductor and a perfect capacitor are in parallel with an assumed resistance, known as the dynamic resistance R_D , this being equal to L/C_r at resonance.

The expression for the resonant frequency of the parallel tuned circuit is, in practical terms, the same as for the series tuned circuit.

$$F = \frac{1}{2\pi\sqrt{LC}}$$

Magnification Factor "Q"

In the circuit shown in Fig. 31 at resonance, the voltage across the inductor (or the capacitor) can be considerably greater than the applied voltage V . As we have seen, the current at resonance is defined by the value of the resistor R , but the voltage across the inductor (or the capacitor) is given by the product of the current and the reactance in question, which is usually very much greater than R . The ratio of the voltage across the reactance to that across the resistor is called the magnification factor "Q" of the circuit.

The "Q" of a practical tuned circuit depends mainly on the "quality" or "goodness" of the coil as the capacitor normally has very low losses associated with it. A high "Q" tuned circuit has the ability to respond to one frequency whilst rejecting others. In a receiver, this would imply "selectivity", the ability of the receiver to select a wanted signal and reject unwanted signals.

An example of the practical use of a simple resonant circuit is in an absorption wavemeter. In this device the

resonant frequency of a tuned circuit is used to check the output frequency of a transmitter.

Resonance Curve

The response or resonance curve of a parallel tuned circuit is shown in Fig. 36.

The width of the curve at 0.707 of the maximum response is known as the bandwidth of the tuned circuit. The relationship between "Q" and bandwidth is:

$$"Q" = \frac{\text{Resonant frequency } f_r}{f_{\text{high}} - f_{\text{low}}}$$

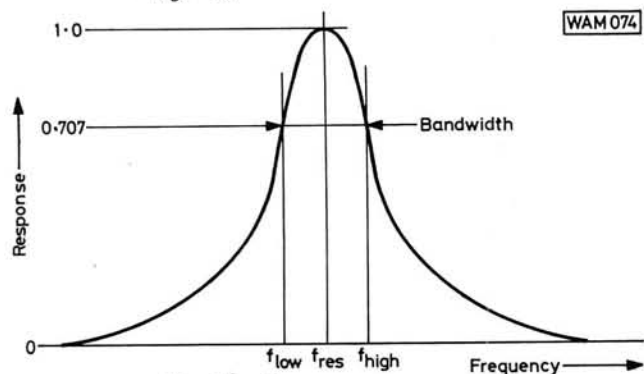


Fig. 36: A resonance curve

A resonant circuit with a high "Q" will have a smaller difference between f_{high} and f_{low} and the resonance curve will be narrower and sharper, indicating a narrower bandwidth and greater selectivity.

LC Ratio

The resonant frequency of a tuned circuit is determined by the product of inductance (L) and capacitance (C), but there will be an infinitely wide range of L and C values which together will tune to the same frequency.

However, the choice of practical values for L and C will be determined by the impedance of the associated circuits and the desired working value of "Q".

The "Q" of a tuned circuit, on its own, may be in the region of 100-400, depending mainly on the quality or goodness of the coil. As soon as the tuned circuit becomes part of, say an amplifier, the components in the associated circuit "load" it and the practical working "Q" becomes considerably less than the unloaded "Q".

For example, a receiver r.f. amplifier stage employing a field effect transistor would require a tuned circuit with a working "Q" of about 100 to give good selectivity and a high dynamic resistance to give good gain, so a high LC ratio would be required. One physical limitation to the value of C could well be the residual stray capacitance in the wiring etc.

Alternatively, an important factor affecting the choice of the tuned circuit in the output stage of a 2m transistorised transmitter would be good power transfer from the output stage to the antenna. Here a working "Q" of 15 would be typical and the low impedance of the transistor output stage would make a relatively low LC ratio necessary.

In almost all cases the choice of LC ratio is a compromise between conflicting requirements.

Transformers

As mentioned in the section on inductance two coils having mutual inductance constitute a transformer. The

coil connected to the source of energy is called the primary coil, and the other the secondary.

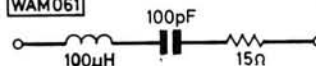
A transformer can only be used with a.c. since no voltage will be induced in the secondary winding if the magnetic field is not constantly changing.

Transformers come in many shapes and sizes. The construction may vary from two "hairpins" of thick wire with an air core, forming a transformer which will couple power out of a v.h.f. or u.h.f. transmitter, to the heavy laminated iron cored version found in the "mains" transformer.

The primary and secondary windings may be side by side or wound one on top of the other. The windings may also share a common core material such as in the mains transformer. This serves to increase the inductance and concentrate the linking magnetic field, thus improving the efficiency of the magnetic circuit. The windings may also form part of a tuned circuit, as in the i.f. (intermediate frequency) transformer, which will be described later.

RAE Practice Questions

WAM061



1. What is the impedance at resonance of the series circuit shown above?

- 30Ω
- 215Ω
- $\sqrt{15\Omega}$
- 15Ω

2. The reactance X_L of an inductor L at a frequency f is given by which formula?

- $X_L = \frac{1}{2\pi fL}$
- $X_L = \frac{1}{2\pi\sqrt{fL}}$
- $X_L = 2\pi fL$
- $X_L = \frac{1}{\pi fL}$

3. An alternating voltage of sinusoidal waveform has a peak-to-peak value of 200V. The r.m.s. value would be:

- 70.7V
- 35.35V
- 50.0V
- 141.4V

4. One cycle of a sinusoidal wave has a duration of two milliseconds. The frequency is:

- 1MHz
- 500Hz
- 1kHz
- 50Hz

Answers:

1. d., 2. c., 3. a., 4. b.

CONTINUED NEXT MONTH

Letters to the Editor intended for publication must be original, and not duplicated to or copied from other publications. We reserve the right to shorten or edit them if necessary.

Letters

Blush!

Sir: It really is about time that someone handed the people who produce *Practical Wireless* a huge bouquet. If it has not yet happened then please allow me to do it (in writing at least).

A couple of years ago I used to look at the index before buying, perhaps three issues in a year. Now I just buy it! This letter would be far too long if I mentioned all the ways in which the improvements have combined to make *PW* the best radio magazine on the market by far. By comparison now, the specialist amateur radio magazines look totally inadequate.

Your major projects are interesting, well presented and very tempting even to someone like myself who has been "stung" by many non-working projects from all magazines over the years. (I really fancy having a go at the Helford but, as the 80 metre net is too weak and noisy for me, I am following the 6 month rule.) Your equipment reports are the best I have seen, especially where a series of proper tests are reported. So often nowadays reviewers tell the reader little more than the colour of the knobs.

I consider that the balance of the magazine, with something for all levels of the hobby, without any section having too great a share, would be difficult to improve upon. In particular, I find your *On the Air* columns neither too short nor too long. (The other mags. are now printing little else.)

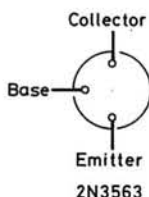
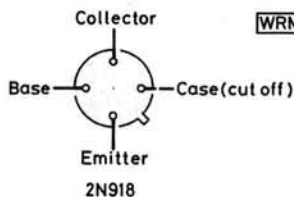
This letter is becoming too long really, but finally, may I say that I hope that you do not plan to devote too much space in future issues to a "CB section". That fraternity of non-technical escapees from Hazard County already have their trivial comics.

A. Jacques G3PTD,
Manchester.

Kindly note!

VHF Pre-amplifier, June 1981

The transistor specified for this project is no longer available. A 2N918 should be used as a replacement; the fourth lead, connected to the case, should be cut off. The case should not touch the ground-plane.



EASIBINDERS

Quick, neat and easy!



It's so easy and tidy with the Easibind binder to file your copies away. Each binder is designed to hold 12 issues and is attractively bound and blocked with the PRACTICAL WIRELESS logo.

Price U.K. £4.30 including postage, packing and V.A.T. Overseas orders add 25p.

Please allow 3/4 weeks for fulfilment of order.

Why not place your order now? Send the completed coupon below with remittance payable to: I.P.C. Magazines Ltd., Post Sales Dept., Lavington House, 25 Lavington Street, London SE1 0PF.

Order Form PRACTICAL WIRELESS

I enclose P.O./cheque value.....for.....binders

Years required

BLOCK LETTERS PLEASE

Name

Address

Date

eb

GET THE MOST OUT OF AMATEUR RADIO

It's the ANTENNA that really matters

A fine hobby is often restricted by lack of space or other practical inhibitions—problems seem without solution. Even when you do get going, what about TVI! And for all bands—an aerial farm? But there is an answer with two

COMPACT, EFFICIENT ANTENNAS FOR TRANSMITTER OR SWL

JOYFRAME 23" x 23" x 23" triangular, works indoors, stand onto your rig, hand rotatable. 3.5–30Mhz., incl. "new" bands., 27 MHz. CB., PLUS 2 metres.

JOYFRAME (SWL version) £60.00
JOYFRAME (TX version) £110.00

With all feeders, SUPERMATCH ATU and JOYRADIAL art. earth. (choose either 80/10m or CB with 2m) COMPLETE MULTI-BAND ANTENNASYSTEM.

PARTRIDGE MINI ANTENNAS for HF bands etc., all BC SW Bands for SWL's. Miraculous TWO FOOT LONG unit with feeder and tuner.

PARTRIDGE MINI ANTENNA (SWL version) £50.00

PARTRIDGE MINI ANTENNA (TX version) £80.00

WALL or STACK support for the MINI £6.00. Extra FEEDER, supplied fitted 54p. per 10 feet.

These antennas exhibit low angle radiation properties (DX-sensitive, power saving), also omni-directional. TVI-PROOF! Power capability on Tx 150w. (d.c. rating). Prices include postal delivery UK. Free technical after sales advice for owner/users. Send cheque or money order or SAE for FREE literature. Goods despatched within 48 hours.

G3CED

PARTRIDGE (PW)
188, Newington Road, Ramsgate, Kent.
(Callers by appointment only).
TEL: 0843 53073 (Orders) 62839 (Tech. Enquiry).

Amateur Radio and the Disabled

Radio is very undiscriminating, it takes no notice of creed, colour or disability. Amateur radio is no exception, anyone with a suitable receiver can listen to international broadcasts or licensed amateurs. It makes no difference whether the person listening is blind, disabled, bedfast, housebound or fully healthy. Perhaps that is part of the attraction to amateur radio for blind and disabled people.

Everyone who wishes to transmit on the amateur bands must obtain a licence after passing the City and Guilds Examination and, for a Class A licence, a Morse test. The disabled are not exempt; however, special provisions are made to take the exam at home and orally if necessary. Similar arrangements can be made for the 12 w.p.m. Morse test.

There are organisations, backed by many willing helpers, to guide these people through the necessary exams and to overcome their disabilities in operating the equipment. One such organisation is the Radio Amateur Invalid and Blind Club.

The RAIBC disabled enthusiasts have had their own Club since 1954. The aim of the RAIBC is to enable blind and disabled short wave listeners and licensed amateurs to pool their knowledge and experience and, with the assistance of representatives and supporters, enjoy their hobby.

The 700 members are kept informed of events by their bi-monthly newsletter *Radial*. The Club assists in getting practical aid for members and, in some cases, provides suitable equipment on loan. This equipment is often donated or purchased from the generous donations of the amateur radio fraternity. The RAE courses produced by the Club, on cassette, are in great demand by the many blind members. There are also weekly "nets" on 80 metres to keep the members in touch.

The aid and assistance is organised on a local level by representatives; these are either individuals or local radio clubs. The assistance can vary from explaining how to tune a receiver to installing a complete station and antenna system.

Even with the wide range of disabilities encountered it is usually possible for equipment to be modified for satisfactory operation. The modifications range from the simple fitting of larger control knobs and levers for someone who has lost manual dexterity, or with Braille markings for a blind operator, to complicated control systems responding to a slight finger-tip movement.

Radio can break down the barriers of being confined to the home and literally open up the world for the disabled. Any enquiries should be sent to Mrs Frances Woolley G3LWY, whose address is in the reference box. Of course the RAIBC is always pleased to hear from anyone interested in joining the Club, but they are also pleased to hear from people who can help out. Either ask in your local radio club if they are involved in any way, or write to

Frances Woolley who will put you in touch with your local representative.

St Dunstan's

Another group you may not have heard of is the St Dunstan's Amateur Radio Society. St Dunstan's is an organisation for Forces men and women blinded in either war service or active service.

Captain Ian Fraser was blinded in the Battle of the Somme in 1916, yet on his return home still kept his interest in radio that stemmed from his school days. He enlisted the help of the, then, Wireless Society of London to help other blind people to build radio equipment.

It was in 1967 that a suggestion was put forward that all St Dunstaners who were licensed amateurs should meet at Brighton. The Home they met at is now called the Ian Fraser House, and they discussed problems which had been encountered and overcome by blind operators.

Not until 1976 did the St Dunstaners consider forming their own society. Until that time they had been associated with the RAIBC. The newly formed society adopted the object, "To create and encourage interest in, and further the knowledge of, amateur radio amongst St Dunstaners, their contacts and friends."

Today, the society is affiliated to the Radio Society of Great Britain, the three Armed Forces Societies—Royal Naval, Royal Signals and Royal Air Force, and the RAIBC. There is a tape library at HQ, which holds such items as the *Radio Amateurs' Examination Manual*, and subsequent revision notes. The newest addition to the Library is *A Guide to Amateur Radio* (18th edition).

The Society now has two callsigns for its base stations, G3STD and G8STD, and these are run from the Ian Fraser House at Brighton. For more details about St Dunstan's you should contact Ted John G3SEJ, whose address is in the reference box.

Highfields Day Centre

Highfields caters for eighty "clients", as they call their disabled, and these range from the blind through to those who are unsuitable for any type of employment.

Back in the autumn of last year Mr Cyril Parsons GW8NP was approached with the idea of setting up an amateur radio club there. He believed that amateur radio is an ideal hobby for a large percentage of disabled people, and in addition would provide world-wide advertisement for the unit.

The suitably adapted radio station was duly opened and received radio and television coverage. It was issued with the callsign GW4LFO and ten clients will be taking the RAE this month after being tutored by Dan Adams GW3VBP.

Local Involvement

In our part of Southern England the Bournemouth RAIBC group is very active and is one of the best organised in the country.

Here in Bournemouth the local RAIBC group consists of a representative, helpers and members with various disabilities. They have a scheme by which one licensed operator "looks after" two or three disabled members, a sort of "minder" if you like. This way there are many real friendships set up and the "minders" can understand the disabilities their friends are learning to cope with. These helpers look after the equipment, install antennas, help with RAE and Morse tuition and show the operators how to "drive" their own equipment.

Most of the members need to have their equipment modified to suit their various needs. This is also done by the helpers, some even design useful aids like boom microphones to aid operating. A 2m "net" is held on a Friday night, when members are invited to call in, so checking that the operators and their stations are all right. Should members' equipment go wrong, they have several ways of getting it repaired.

Two members of the Bournemouth RAIBC have written to tell of the difference that amateur radio has made to them. The first of these is Bob G6BEP, who is war-disabled.

"My disabilities had reached a point whereby I was practically house-bound and in a wheel-chair. I have always been interested in radio from a s.w.l. point of view and I began to think in terms of becoming a Radio Amateur. Once a month my wife purchased *PW* (just for me to look at as she so tactfully put it!). This was when I first came to hear about the RAIBC. I had heard that there was a radio amateur living nearby and so I wrote a short note asking for any help. That same day Alan G4GQH called in to see me saying that despite any disability if I was willing to work hard at studies for the RAE he was only too willing to help me.

"Within a week I was 'on the air' as a s.w.l. and Alan and Danny put up a dipole for me. From that point my whole outlook on life changed, I realised at last I had something to fight back with.

"Being unable to get to technical college my studies had to be done at home with the help of books purchased from the RSGB. Alan then arranged the loan of the complete set of tapes dealing with the RAE examination.

"I decided to buy my own equipment and this was fitted for me, then when I was ready I sat the RAE at home. This was arranged for me through the RAIBC with a doctor's certificate. The examiner who came quickly put me at ease, the tension that had built up seemed to disappear, first part one and then part two were completed. Then for the wait which everyone has to go through, all that time I had a go at c.w.

"I was very pleased to receive news of my passing the RAE, now for the Morse. I was getting my station up together, with planning permission for a 13 metre tower being obtained.

"All different problems arise from being disabled, mine being learning to use a rig with one hand, due to spinal damage. Alan has set out my station so that I can operate and fire up my rig with only one hand, and I have an automatic a.t.u. which works very well. I have a typed copy of the correct procedure to follow and once a week I am taken step by step through this method.

"I have now taken the Morse exam, once again everything was organised through the doctor and RAIBC allowing me to take the exam at home. I have just heard from the appropriate department that I have passed the

Morse, and believe me the vital piece of paper plus the licence fee was soon sent off and I now await my new call.

"To the RAIBC, Alan, David, Nick, Tom and many amateur radio hams I would like to thank them for all their help and encouragement to get me through to a marvellous hobby."

For Further Information

Mrs F. Woolley G3LWY, 9 Rannoch Court, Adelaide Road, Surbiton, Surrey KT6 4TE.

Mr T. John G3SEJ, 52 Broadway Avenue, Wallasey, Merseyside L45 6TD.

Mr C. Parsons GW8NP, 90 Maesycoed Road, Heath, Cardiff CF4 4HH.

Our thanks to those people mentioned above and also Alan Lees G4GQH, Bob Hibberd G6BGP and Brad Scott G4KRK for their help in the writing of this article.

The second letter we had was from Brad G4KRK who suffers from muscular dystrophy and lives at Shaftesbury House.

"My first interest in amateur radio happened quite a few years ago. A friend had an old ex-service receiver, but when he left he took it with him and it was forgotten until early 1979. Geoffrey Cole, a licensed amateur, brought in a short wave receiver and rigged up an antenna between two balconies. He left the receiver with us to do some listening. Two of us then decided we would like to try and obtain our own licences.

"The invigilator arrived at 9.30am and so began the ordeal! Then for the rest of June that year I just spent my time listening and longing.

"At the beginning of July I began learning some Morse code, it's like relearning the alphabet armed with letters and numbers committed to memory. Alan G4GQH started off with Morse lessons, I must admit I found it harder than I had expected it to be, Alan spurred me on, and I achieved twelve words a minute. In late August I sat my c.w. exam, by which time my RAE results had arrived, a credit in part one and two. A few days later my Morse pass slip came, that same day my application was in the Royal Mail.

"After some more waiting the 'great day' arrived, 22 October, with my callsign in my hand and a trembling thumb on the p.t.t. (G4KRK listening S20). Paul G3ZWD came back then I was away once I got my confidence.

"Nearly a year later I enjoy the hobby more now than I did in the beginning. I have made so many friends, but it is all due to the RAIBC Bournemouth and District Club which has really made it possible. Recently Frank G6DXJ has received his licence, and I hope he gets as much fun out of amateur radio as I have. I would like to say a big thank you from us both to Paul G3ZWD, Alan G4GQH, Harry G8XBL and all the other helpers for their support. Good luck to all those taking the RAE, I look forward to meeting you on the air waves."

Whilst 1981 has been the official International Year of Disabled People, your generous support is always needed and welcome. Why not see what you can do to help? ●

Asynchronous Detector

R. MYERS G8LUL*

PART 1

What is Synchronous Detection? Perhaps surprisingly it exists in many forms surrounding us in everyday life and need not be an electronic device.

A few examples are called for: The whirling flywheel of a car engine can be seen only as a blur of visual information until a bright light is made to flash synchronously at it. This light is normally called a timing light and because it is made to flash always at a certain point in the rotation of the flywheel, that particular spot may be inspected easily—it has been synchronously detected by using what is commonly known as the stroboscopic effect.

Bottles and Cans

Imagine evenly spaced bottles moving quickly along a conveyor belt. Standing at the side of the conveyor, only a blur of bottles would pass our eyes. If however we were to blink at just the right frequency and phase, a steady image of a bottle would be seen. A random selection of tin cans placed with the bottles will remain a faint blur because our eyes are taking synchronous pictures of the signal they are expecting. The tin cans are not synchronous with the bottles and are therefore only poorly detected.

It can be clearly seen that in both cases samples of the signal are taken at the correct frequency and with due regard for phase. Taking samples in this way is bound to produce a better result than continuous looking.

With particular reference to the demodulation of a.m. signals, a standard diode detector is much akin to the continuous looking process, it is unable to discriminate between the bottles and tin cans. The synchronous detector, having been told to look for bottles, will tend to average out its occasional glimpses of the odd tin can. This is not to say that all diode detectors are inferior to the synchronous type.

Consideration must first be given to what will appear at the detector input—it is pointless having a special detector which only sees bottles if all the tin cans have already been removed.

Receiver Considerations

In the older traditional type of communications receiver the i.f. strip consists of a number of stages of gain each having its own tuned circuit. The general layout is shown in Fig. 1.

As all the tuned circuits are set to a common frequency, the selectivity steadily improves until, on reaching the diode detector, the bandwidth may be only a few kilohertz. In this case, replacing the diode detector with a synchronous type is unlikely to produce worthwhile improvement as the signal is well filtered; the broadband noise contributed by each gain stage being attenuated by the tuned circuits—all the tin cans have been removed leaving only bottles to be detected.

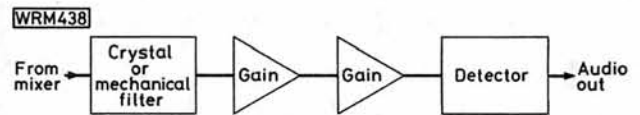


Fig. 2: The modern receiver

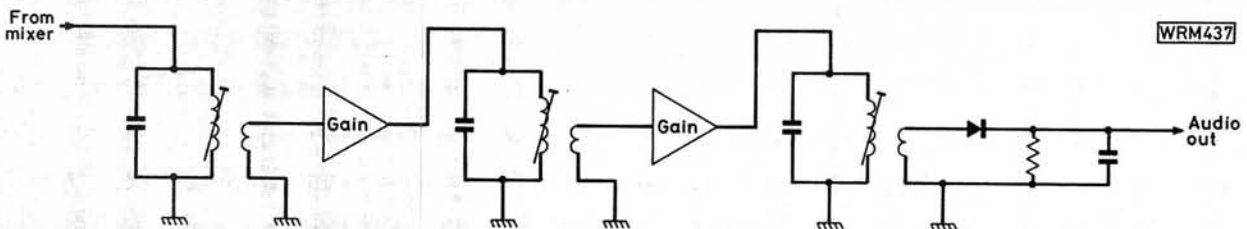
This type of i.f. strip has the marked disadvantage that the early stages have relatively poor selectivity giving rise to the possibility of several strong signals entering a gain stage and being mixed due to the non-linearity of the amplifier. Once such mixing has taken place, no subsequent filtering can correct the situation. A further consideration is the changing load on the tuned circuits as the gain of the stages is altered by the a.g.c. system. This results in shift of centre frequency and passband shape which, although minimised by good design, is not helpful.

A modern receiver has a quite different arrangement; a schematic diagram is shown in Fig. 2.

The filter is a high quality device producing all the required selectivity in a single block. The output of the filter is therefore a single signal, removing all danger of accidental mixing of signals in the following gain stages.

The snag with this technique is that the broadband noise produced by the gain stages appears at the detector

Fig. 1: The traditional receiver



* Myers Electronic Research

input. In this situation there are hundreds of unwanted tin cans mixed with the bottles. With this type of receiver, when detecting an s.s.b. or c.w. signal, a b.f.o. is operating which causes the signal to be sampled at the b.f.o. frequency. As a form of sampling is again in use, the broadband noise produced by the i.f. gain stages tends to be averaged out. Even the simple diode detector exhibits this sampling effect as the b.f.o. injection voltage tends to switch the diode "on" and "off" at b.f.o. rate.

When dealing with a.m. signals, the b.f.o. can be used to provide an approximation to synchronous detection but it is not feasible to tune the signal to exact zero beat and zero phase error. The resultant output is readable and often hides behind the "communication quality" badge being the only way to resolve a.m. on some receivers. Using only a diode detector without the b.f.o. will result in a poor signal to noise ratio for all but massive a.m. signals, as the excess broadband noise contributed by the i.f. gain stages is no longer being sampled.

It may be suggested that one way of curing the excess noise is to add a second filter just prior to the diode detector. This works in much the same way as rubber gloves cure a leaky fountain pen. The true answer is to upgrade the a.m. detector to function on the same sampling principle as used for s.s.b. and c.w.

Detector Design

It will be seen that to detect a.m. truly synchronously we must use both a product detector and a b.f.o., the b.f.o. running at the same frequency and phase as the carrier of the incoming signal. Rather than go to the trouble of phase-locking a b.f.o., it is more logical to use the carrier of the input signal to perform the switching action necessary for the sampling.

If the signal to be detected is first passed through a limiting amplifier, all the modulation envelope is stripped from the carrier. Fig. 3. This limited carrier is injected into

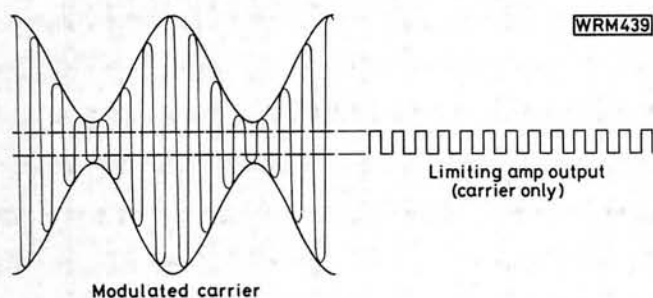


Fig. 3: Extracting the carrier

the product detector as a substitute for the conventional b.f.o., the original modulated signal being fed as usual to the signal port of the detector. Fig. 4.

If the input to the synchronous detector is an amplitude modulated carrier, both upper and lower sidebands mix with the stripped carrier to produce an audible output

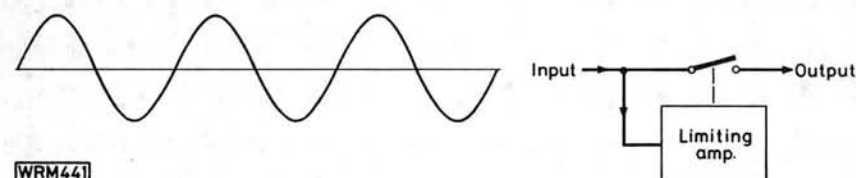


Fig. 5: The basic idea

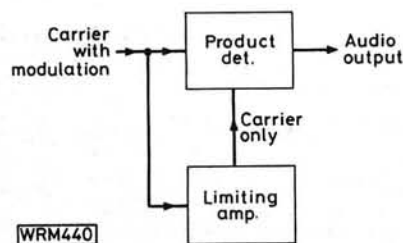


Fig. 4: The a.m. Synchronous Detector

from the product detector. If the carrier is unmodulated, a d.c. output is produced in proportion to its level—just like a diode detector.

A simple way of looking at this detection system is to think of the product detector as a single pole switch being opened and closed at carrier rate by the output of the limiting amplifier. Fig. 5.

If the switch closes every positive-going half cycle of the signal then the resultant output is positive-going, the amplitude being directly proportional to the input signal. Having grasped this, it is a small step to understand the true operation which is that the product detector is acting as a double pole, double throw, switch so wired as to invert the negative-going half cycles of the signal, the resulting output waveform appearing full wave rectified. The synchronous detector may therefore be considered to be an "intelligent" full wave rectifier.

Synchronous Advantages

It is interesting at this stage to consider the advantages of such a detector by comparing it with a much better known radio system which employs the limiting principle.

One feature of a well designed f.m. receiver is that if there are two signals operating on nominally the same frequency, one need be only slightly stronger than the other to take total control of the receiver. This phenomenon, the capture effect, is best noticed if an f.m. mobile calls in on top of a fixed station. As the mobile signal flutters, first one signal then the other is heard clearly; there are no half measures, the transition from one signal to the other is very clean.

The action of the a.m. synchronous detector is very similar. If two signals are applied to the input, one needs to be only a little stronger than the other to cause the limiting amplifier to switch at that frequency. The weaker signal although close in frequency is neither synchronous nor in phase with the established switching action of the detector and is therefore largely rejected.

Synchronous Applications

If a synchronous detector stage is fully supported by broadband gain with a.g.c. and comprehensive squelch facilities, an a.m. radio receiver module having rather unusual properties is the result.

continued on page 62 ▶▶▶

LC Calculations Simplified

$$L = \frac{a^2 n^2}{229a + 254b} \quad C = \frac{KA}{d}$$

G. P. STANCEY G3MCK

It is a fact of life that one cannot move very far if at all in the field of r.f. design and construction without encountering coils and their associated capacitors. It also seems that this is an area in which some people are unhappy. The aim of this article is to show some simple approaches to these problems.

In many cases, at least in the h.f. range, they will enable you to make resonant circuits without the assistance of a grid dip oscillator (g.d.o.), or reduce the effort needed in "cut and try" work with a g.d.o.

Resonance

The resonant frequency, inductance, and capacity of a tuned circuit are related by the following equations—

$$4\pi^2 f^2 = \frac{1}{LC}$$

Hence knowing any two variables the third can easily be calculated. However, the units are hertz, henries and farads, which are not very practical for amateur radio use, and a more useful form is

$$f^2 LC = 25329$$

f is in MHz, L is in μH and C is in pF

Using this practical approach we can arrive at a numerical product of L and C for a given resonant frequency.

For the h.f. amateur bands specific cases of this are given in Table 1.

Table 1

| Band (MHz) | LC |
|------------|------|
| 1.8 | 7812 |
| 3.5 | 2068 |
| 7.0 | 517 |
| 14.0 | 129 |
| 21.0 | 57.4 |
| 28.0 | 32.3 |

For example, a circuit will resonate at 7MHz when the product of the inductance in microhenries and capacity in picofarads is 517, e.g. 10 μH and 51.7pF, or 1 μH and 517pF.

Two things should be noted about the resonance formulae:

- A wide range of inductances, with the appropriate capacitors, will resonate at the same frequency. (See Table 2.)
- To double the resonant frequency, yet still maintain the same LC product, both capacity and inductance must be halved. (Table 3.)

Obviously the converse is true, and to halve the frequency you must double the capacity and inductance. This only applies if it is desired to keep the LC product constant as 5 μH with 104pF will resonate at 7MHz or with 26pF it will resonate at 14MHz.

For those who do not like doing calculations of any sort the standard handbooks include graphical solutions to this problem under the titles of nomographs, ABACs, or alignment charts. With these, all it is necessary to do is to lay a ruler across the chart through the two known points and read off the unknown point on the appropriate scale. Any two of the factors can be the known ones but, of course, you do need two!!

Fig. 1 shows a simplified chart which enables quick sizings to be made. It gives resonance values for 1, 10 and 100pF capacitors and inductance, against frequency and is plotted on log-log graph paper.

Say you want to know what inductance is needed to resonate a 100pF capacitor at 3.5MHz. Select 3.5 on the frequency scale, and use the 100pF line to find 21 μH on the lower axis. Should you actually want to use 300pF, then just divide the answer by three to give 7 μH . Remember L x C is constant for a given frequency.

It is true that this method does require some calculation, but for sizing purposes most of it is easy mental arithmetic, e.g. if 110pF was used in the above sample (100pF plus 10 per cent), then the inductance needed would be 21 μH less 10 percent say 19 μH .

The observant reader will also have realised that the chart can be used the other way round, i.e. transpose capacity to the axis and inductance to the lines. In this case to resonate 10 μH at 5MHz requires 105pF. Again, mental arithmetic scaling can be used to solve the problem you really have.

Graphs can be constructed for any capacity. However, if you put too many lines on the same graph it does get rather cluttered, and I have found the clean graph well worth the slight penalty of doing mental arithmetic.

Table 2

| Inductance (μH) | Capacitance (pF) |
|------------------------------|------------------|
| 10 | 52 |
| 5 | 104 |
| 7 | 74 |
| 13 | 40 |

Table 3

| f (MHz) | L (μH) | C (pF) | L/C |
|---------|---------------------|--------|-------|
| 7 | 10 | 52 | 0.197 |
| 14 | 5 | 26 | 0.197 |

In practice, when designing amateur gear, you frequently have suitable capacitors and need to wind the coil to give the appropriate resonant frequency. The preceding section should have got you to the stage where you are trying to make a coil of a known inductance. A first source of help is again the handbooks which often list the inductances of various coils or give charts from which they can be calculated.

Two problems here, firstly you do not have the coil formers that they specify, secondly, the charts and tables are more suited to finding the inductance of a known coil, i.e. just the opposite of what you want to do. But take heart for in the real world all is not lost!

The usual formula for the inductance (in microhenries) of a single layer air-cored coil is

$$L = \frac{a^2 n^2}{229a + 254b}$$

where a is the radius of coil in mm, b is the length of coil in mm and n is the number of turns

Please note, however, that the assumption is that you are happy with a single layer coil. If not, either a) cut and try, b) cut and try and use a g.d.o., c) give up and read a good novel.

At first sight, this formula appears to be less than 100 per cent helpful as it too gives the inductance of a known coil. But remember, in the real world of shacks and solder, you will know the sort of former you wish to use and also the type of wire. In this case, the coil radius, a, is fixed and, if it is a ribbed former, so is the number of turns per mm. Alternatively, if the former is smooth, the wire gauge will determine the maximum number of turns per mm.

Consider a close wound coil on a known former with known wire. Let the wire gauge give "k" turns per mm, hence for "n" turns the coil is n/k mm long and the formula now becomes

$$L = \frac{a^2 n^2}{229a + 254 \frac{n}{k}}$$

Substitution for "a" and "k" enables the above quadratic equation to be solved. For those who do not wish to get close to quadratic equations and their solutions, evasion is possible by the technique of inspired guess-work as the following example shows.

I wish to wind a coil of 8μH on a former 37mm diameter using 18s.w.g. enamelled wire close wound.
18s.w.g. close wound gives 0.78t.p.mm

$$\begin{aligned} a &= 37 \div 2 = 18.5 \\ \therefore 229a &= 4236.5 \\ a^2 &= (18.5)^2 = 342.25 \\ 254b &= \frac{254n}{0.78} = 325.6n \\ L &= \frac{342.25n^2}{4236.5 + 325.6n} \end{aligned}$$

Guessing that the correct answer is n=10, and solving gives L=4.7, i.e. too small, so try n=15, when L is found to be 8.75, i.e. too large, so try n=14 when L=8.0. Eureka!!

Note that if the former is ribbed, it is the ribbing which determines "k", not the wire gauge. If you want to wind a space wound coil on a smooth former one dodge is to space the wire with string or another dummy wire; again it is the actual pitch of the coil and not the wire gauge which determines "k".

An alternative method of designing a coil of given inductance to go on a known former is to fix the length of the coil at some multiple of the diameter; this ratio is known as the form factor. For example, a coil that is 1.5 times longer than its diameter has a form factor of 1.5. In this case, we can substitute 3a for b in the inductance formula which now appears as

$$L = \frac{a^2 n^2}{229a + (254 \times 3a)} = \frac{a n^2}{991}$$

To show how this formula can be used, let us assume we want a coil of 60μH on a former 25mm diameter and 37.5mm long. (NB the length is coil length, not former length.)

$$\begin{aligned} \text{Then } a &= 12.5 & 60 &= \frac{12.5n^2}{991} \\ & & n &= 69 \text{ turns} \end{aligned}$$

If the coil is to be close-wound, then wire that will give 69/37.5 or 1.8 t.p.mm is needed.

So far, the examples have been with air-cored coils. If a cored coil is used, then a correction has to be made for the core material. Typically, with dust iron slugs, the core will increase the inductance by about 50 per cent. The easiest way to handle this is to design an air-cored coil for 80 per cent of the required inductance using the above methods. When the slug is half way in, the coil will be the correct inductance.

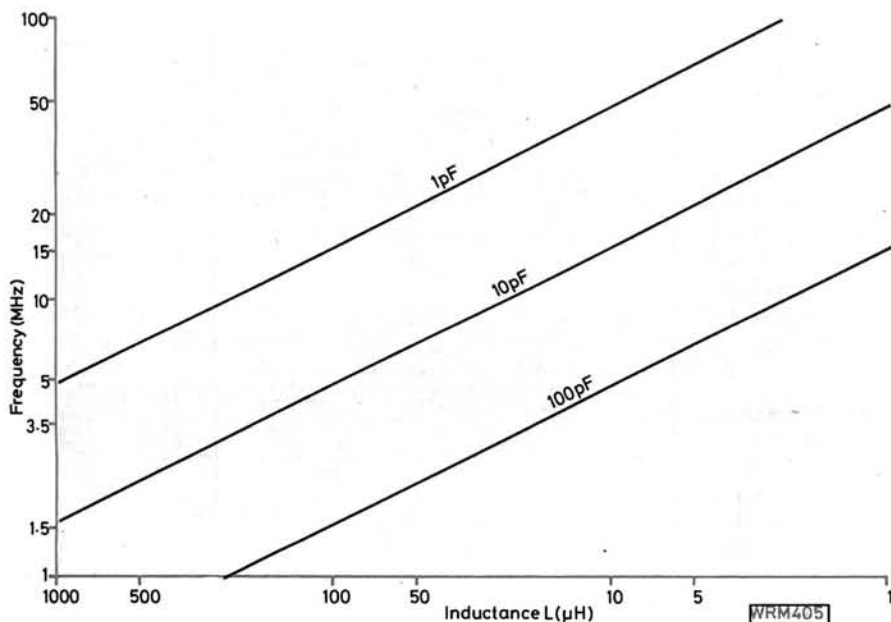


Fig. 1: Simple chart to enable the quick determination of resonance for given values of L and C

Variable Capacitors

Whilst it is possible to build a resonant circuit to a given frequency from a fixed capacitor and coil, it is usual to make one or both of them variable.

In the case where the capacitor is fixed the inductance is usually varied by means of a slug, taps, or a roller coaster. Let us consider one or two points about the case where the capacitor is the variable element. No problems should exist if you know the value of the capacitor, but even if you do not, all is not lost. The best way of finding the capacity is to use a bridge or g.d.o. system, but it is possible to get reasonable results by physically measuring the plates and their spacing.

The formula for an air-spaced parallel plate capacitor consisting of two plates is given by

$$C_p F = \frac{K A}{d}$$

$$K = 0.0089 \text{ when } A = \text{mm}^2, d = \text{mm}$$

A is the area of overlap, i.e. the area of the smallest plate, and d is the distance between plates. So to find the capacity of an air-spaced variable, simply measure it, apply the above formula and multiply the answer by the number of unique pairs of plates, i.e. for a condenser consisting of 2 fixed and 1 variable plate, the factor is 2, for 2 fixed and 2 variable plates, the factor is 3, and so on.

One small point about the measuring technique, feeler gauges are suitable for measuring "d". However, to avoid straining the capacitor, do not try to push a gauge that is too thick into the gap. Following this advice will tend to give a smaller figure for "d" than is correct. This in turn will make the calculated capacity too large. To try and correct for this to some degree, be mean when assessing the area, as too low a value for the area will give a lower calculated value for the capacity. If the plates are "shaped", the area may be estimated by sketching the profile on graph paper and counting the squares.

Coils and Capacitors Together

In many cases, it will be obvious which is the fixed element. The capacitor usually varies in p.a. tank circuits but in low power circuits such as i.f. amplifiers the inductance is usually varied.

However, in some circuits you have the choice and can make it fit your junk box or construction techniques. Given a free choice there is a lot to be said for using variable capacity, as a capacitor will exhibit a range of about 9:1 compared with 1.5:1 for a cored coil. In other words, your chances of hitting resonance will be six times higher. Of course, if you use both, your chances will be even better.

Finally, no matter which method you use remember to allow for stray capacity when assessing the size of the resonating capacitor. Also, when the circuit is tuned, if you feel that the resonating capacitor should be meshed more deeply, remember you can always remove a turn or so from the coil.

Final Comments

The above methods do not compare with professional methods but do provide a reasonable route for the true amateur to construct tuned circuits that work, especially in those areas where LC is not critical. To give an idea of what can be done, I have successfully constructed a.t.u.s., simple transmitters, tuned anode crystal oscillators, v.f.o.s., receiver pre-selectors, etc., using these techniques.

Synchronous Detector

▶▶▶ continued from page 59

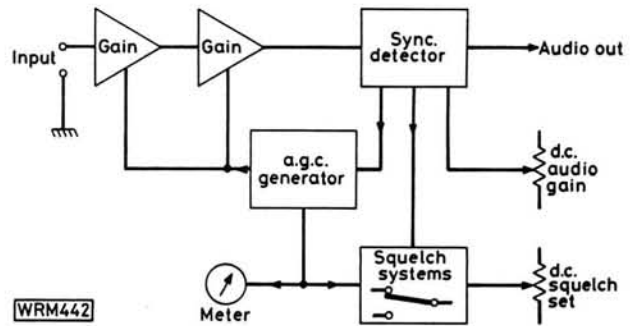


Fig. 6: Block diagram of the AMS Module

The AMS Module from Myers Electronic Research is such a device and will be used as an example of the possibilities. A block diagram of the module is shown in Fig. 6.

The input sensitivity is such that signals from microvolts to hundreds of millivolts may be handled while the signal frequency may lie between the limits 200 kHz to 20 MHz. If this Synchronous Detector Module is connected after the filter in a superhet receiver, it may be considered to be an i.f. amplifier—no adjustments need be made to the module provided the i.f. lies within the limits stated. The module may be equally correctly considered to be a radio receiver in its own right as the addition of the simplest tuned circuit, such as a standard ferrite rod assembly with tuning capacitor, will result in a high performance medium wave receiver. This surprising fact results from the ability of the detector to "latch" onto signals, even the poor selectivity of a single tuned circuit providing an overall good result.

The AMS Module makes extensive use of Plessey radio i.c.s supported by new and unusual circuitry which will be covered in detail in Part Two.




"CQ, CQ, CQ, this is G8 . . . I have a Police Constable here with me, who urgently requires re-assuring that this is an Amateur Frequency, can anyone help please." Reply: "Yes that's for sure, for sure good Buddy, put the Bear on the Air!!!"

. . . Brighton & District RS Newsletter

Have you heard any (printable) comments, funny peculiar or funny ha-ha? If so, why not send them in to our Editorial offices at Poole. We will pay for every one published.

* Special PLIERS OFFER



Last year's special tool offer proved very popular with our readers, so we have decided to put together another set of high quality electronics tools, selected by the Practical Wireless team, to complement those offered previously.

The flat-nosed pliers have smooth, flat jaws 3mm wide at the tips, while the top cutters are ideal for snipping out small components on closely packed p.c.b.s. The other small side-cutters have a special clip to prevent the wire ends flying around the shack.

All three pliers have moulded-on pvc grips, are box-jointed and lightly sprung to the open position.

Made from the finest materials, and guaranteed by the well-known CK Tools, these tools are something you will be able to use for a long time. Remember, it pays to buy the best.

Don't delay, fill in the coupon now and send it with your remittance to "Practical Wireless", Dept. PWL 10, Rochester X, Kent ME99 1AA.

HOW TO ORDER

Please complete both parts of the coupon in BLOCK CAPITALS. Remittance may be by Postal Order or Cheque (name and address on back of cheques, please), crossed, and made payable to IPC Magazines Ltd. This offer is open to readers in England, Scotland, Wales, Northern Ireland and Channel Islands only. It is not available in Eire or overseas.

Orders are normally despatched within 28 days but please allow time for carriage. You will be notified if a longer delay may be expected.

THE CLOSING DATE OF THIS OFFER IS 26 FEBRUARY 1982, subject to availability.

To: PRACTICAL WIRELESS
Dept PWL10, Rochester X, Kent ME99 1AA.
Please send me the Pliers Set(s) as indicated @
£21.95 each, including P&P.

I enclose P.O./Cheque No Value

Number of Pliers Sets required

Name

Address

Tel. No. (Home or Work)

Number of Pliers Sets required

Name

Address

From PRACTICAL WIRELESS
Dept PWL10, Rochester X, Kent ME99 1AA

CUT ROUND DOTTED LINE

NORTHERN COMMUNICATIONS

AMATEUR • COMMERCIAL • MARINE

AND NOW FOR SOMETHING REALLY NEW!

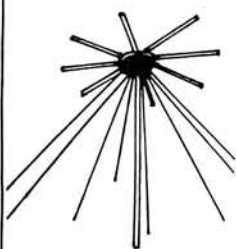


Send for details

-12V DC earth
144-146 MHz or
VHF Marine.

15 x 19 x 5 cms.
Mobile bracket
+ Int speaker inc.

A VHF monitor receiver with **VFO** plus **12** optional scanning channels for Crystals **£2.25** each. Carriage free.



NORCONE 512 (66-512 MHz)

It's here! A no compromise, precision made full 16 element discone antenna made in Britain. Standard S0239 connector, with cover. Supplied with 1" diameter, 30" mounting support mast and complete instructions.

An ideal partner for the SX200N "Bearcat" and other scanning receivers. It may also be used for transmission and in particular where antenna space is limited.

Full coverage of 70.144, 432MHz Amateur bands plus Aircraft, Marine and Commercial bands.

£25.95 p.p. £1.75

MK-1. In line vertical mounting kit for 1" to 2" mast.

£2.45 p.p. £0.75

MK-2.

Chimney lashing kit, including hardware and lashing wire. **£2.95** p.p. £1.00

CK-1. Low loss coaxial cable kit, 10 metres, with connectors and fixing clips. **£3.75** p.p. £0.75

ZL-12 COMPACT YAGI

13db gain, compact 2 metre Yagi. 10'6" boom, lightweight rugged design. Hundreds of this award winning antenna already in use. Send for details.

£28.75 p.p. £1.75

ZL-8 SUPER COMPACT YAGI

9db gain, super compact 2 metre Yagi. 6'0" boom, lightweight rugged design. Ideal for limited spaces and portable operation. Send for details.

£17.95 p.p. £1.75

SX200N HOT NEWS!

Scanning Receiver NEW MODEL!

New model of this superb unit now with:

Plug in modules - for easy service.

Increased AF Output - for better reception.

Improved Image Rejection - to cut out unwanted signals.

Increased Selectivity - to cut out adjacent channels.

Plus many more interesting features.

As reviewed in this issue.

Frequency range

26MHz-514MHz!

£264.00 Inc. VAT.

Carriage £1.50

SPECIAL OFFER!

SX200N + Norcone 512. Complete inc. VAT. and delivery.

£285.00

BEARCAT 220FBE (AM/FM)

New U.K. specifications with AM capability on all ranges.

Built in PSU or 12V operation.

Superior BEARCAT selectivity.

Superior BEARCAT performance.

ONLY £259 Inc. VAT.

Carriage £1.50

SPECIAL OFFER!

BEARCAT 220FB + Norcone 512.

Complete inc VAT and delivery **£280**

STANDARD C78 UHF PORTABLE

Amazing new 70 cms Transceiver. Send for details.

£209.00

Prices include VAT @ 15%

299-303, Claremount Road, Halifax HX3 6AW,

West Yorkshire. G3UGF.

Tues-Sat. 9.45am-5.30pm.

Telephone (0422) 40792.

24 hour Ansafone Service.



omenex
(LTD.)

UNITED KINGDOM

OMENEX LTD.
7 HUGHENDEN ROAD
HASTINGS SUSSEX TN34 3TG
TEL: HASTINGS (04247) 428131

ELECTRONIC COMPONENTS

600 MHz Digital Frequency Counter

The basis of the design is an LSI chip which is a seven decade counter. This is extended to full 8 digits by feeding the processed signal to a single decade counter that is then decoded and fed to the least significant digit (LSD), for display. The LSI then counts, decodes and feeds the digit drivers for the other seven most significant digits (MSD's).

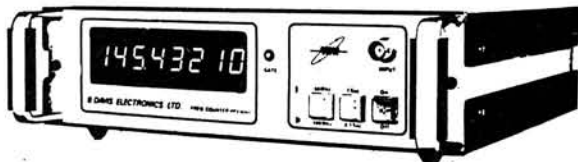
A further LSI chip which performs the functions of Xtal oscillator, gating dividers and driver, multiplexing signal generator, etc.

Other complex discrete circuitry provides for signal conditioning, shaping, amplification and protection.

A pre-scaler and amplifier provide facilities for extending the 8 digit counter block to 600MHz. This is switched in from the front panel. Also provided is switching for gate time and power. A 'gate open' LED indicates when the count is active.

Power supply required is 100-240V AC 40-60Hz, feeding a 5 volt IC stabiliser and filter. A facility (rear jack socket) is provided for input to the stabiliser for powering with 9-16 volts DC for mobile use. Reverse polarity protection is included.

Display is an optically filtered multiplexed 8 digit presentation of 0.5" LEDs driven to high brightness by discrete and IC display drivers. The displays are of the latest reflector technology types with sculptured segments giving a pleasing, easily read display even under high ambient lighting.



Range 1Hz-60MHz.

-600MHz

Resolution 1Hz.

Sensitivity Typically 10mV at 60MHz. 125mV at 600MHz.

Initial Accuracy ± 1 ppm.

Short term stability ± 1 ppm after 30 mins.

Long term stability ± 1 ppm per 1000 hours.

Temp stability ± 2 ppm

20-40°C.

Line voltage $\pm 10\%$. Better than ± 0.01 ppm.

MODEL NUMBER UK522

Input 1M Ω in parallel with 15pF at 60MHz. 500 with pre-scaler.

Protection Up to 200V pp.

Gate Xtal. 5.24288MHz.

1.0 or 0.1 sec. by push button selection.


Power 100-240V AC 40-60Hz $\pm 10\%$ at 10 watts. 9-16V DC at 800ma Typical

£108 inc. VAT

PACKER COMMUNICATIONS

2 METRE ATU

IMPROVE YOUR VSWR, POWER OUT AND RECEIVED SIGNALS with an ATU 145 antenna tuning unit as featured in Practical Wireless of July 1981. **£19.95**



2 METRE WAVEMETER

REMEMBER You need a wavemeter to comply with the conditions of your licence. Our WM-2 keeps you legal. **£22.45**



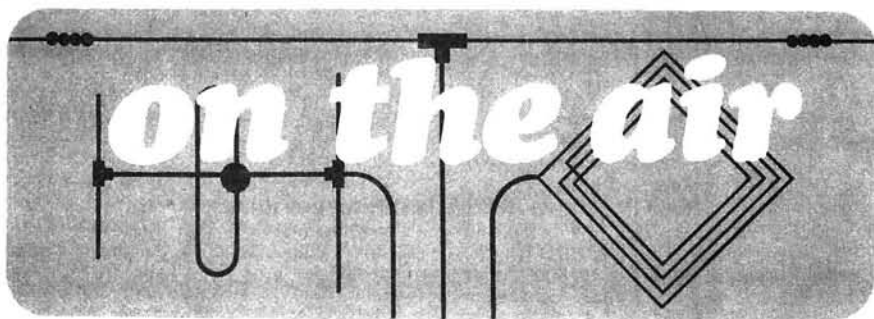
TVI? We think that our UL-8 high pass filter is the best you can buy, but why not judge for yourself? For Ham and CB use. **£6.85**

For a full list of all our filters please send a S.A.E.

P-40. The no-compromise CB AND 2 METRE Mobile antenna. Hi grade steel whip 5/8 on 2m, 1.3m on CB (within HO spec). **£29.45** (plus £4.95 carriage)

Unit 4,
Station Industrial Estate,
Coniston, Cumbria.
Phone:- 09664 678.





Amateur Bands

by Eric Dowdeswell G4AR

Reports to: Eric Dowdeswell G4AR
Silver Firs, Leatherhead Road,
Ashted, Surrey KT21 2TW.
Logs by bands in alphabetical order.

This month I'd like to deal with one or two problems that seem to arise regularly in readers' correspondence. The first is the use of headphones on receivers and the complaint of excessive "hum" even when the volume control is turned to zero. This is particularly so with the older valved receivers, where the supply voltages are of the order of 250V compared to the very low voltages employed on solid-state receivers.

In both cases the d.c. supply voltages are derived from rectifier circuits when running from the mains supply and being, invariably, full-wave rectification, the resultant ripple is 100Hz. Since almost all headphones around these days are the domestic stereo type these are pressed into service on communications receivers. Naturally enough their low frequency response is excellent and the 100Hz ripple signal comes through loud and clear! This result compares very unfavourably with the older style diaphragm headphones whose response at the lower frequencies was nil, more or less!

One answer today is to improve the smoothing of the supply circuits but in practice the improvements resulting do not justify the extra cost of smoothing components. The easiest way is to spoil the response of the headphones by inserting a capacitor in series with one lead of the headset. In fact, of course, there are two live leads, for the right and left hand channels, plus earth. These two live leads should be shorted together anyway for mono reception when DXing, but be careful! If the stereo headset is used by other members of the family for listening to the hi-fi outfit in the drawing room then don't forget to take the short off before handing them back!

Disconnect the two live wires from the plug, short them together and connect a capacitor between the leads and the pins on the plug. This can best be done with very thin insulated wires approximately 70mm long so that the plug cover can be screwed back again, leaving the capacitor outside. The value of the capacitor may have to be found by trial and error but about 10µF will be satisfactory with most low-impedance headphones, with a voltage rating of, say, 10V minimum. Polarity is not of importance since there is unlikely to be any d.c. at the headphone socket, but check with a meter, just in case.

If one is prepared to get inside the set then the elegant way to achieve the change is to swap the headphone socket for a stereo one and wire the capacitor in permanently. It should be mentioned that any serious chaser of DX would always use headphones in

preference to a speaker, improving concentration and enabling the weaker signals to be copied.

On a slightly different tack, a fairly steady comment from readers concerns the poor response to the number of QSL reports sent out to amateur stations. Considering the cost of QSL cards today and the postage charges the cost-effectiveness is pretty low! QSL bureaux help a bit but so does the response time increase! Well, the situation has changed very dramatically in the last decade or so, with the large majority of amateur stations using commercial equipment and effective beam antenna systems. In consequence they would be surprised if they did NOT work almost anywhere in the world so the value of the average s.w.l. report to them is zero unless the circumstances were exceptional.

You may have just got your first communications receiver and heard your first VK station and consequently are very excited, but the VK has possibly been working into G-land every day for years past and doesn't need confirmation from a listener! It is very sad but that is the position today. An interesting letter from 9M2DW in Western Malaysia, via Ed Baker of the ISWL, puts the DX station's attitude when he says he gets three s.w.l. reports from Europe for every QSO he makes in that direction! In consequence he now bashes a rubber stamp on the s.w.l.'s card and returns it as confirmation. He suggests that a report should be of at least three QSOs heard and preferably when he is working outside Europe so that some idea of his antenna's performance might emerge from an otherwise useless report.

9M2DW confirms another unpleasant fact that is not unknown to us that have been in the game for a while. Namely that logs are compiled by listening to the European end of a DX QSO and not to the DX station itself. He carried out actual tests to check on this theory and found it to be true. Remember, nothing is gained by such tactics. As I have said before, it is better to get on with studying for the radio amateur's examination and to pass the exam and then work the DX yourself than to waste time sending expensive QSLs around the world to amateurs who don't want them.

In General

A very long letter from **Stuart Mather** of Edinburgh bemoans the fact that he can't find an amateur radio retailer in his area. Plenty for CB gear of course which is why he is using a 27MHz whip with his FRG-7. He finds the various chat nets on 80m very fascinating but not much DX has been logged yet. Next target is the December RAE and the code test, so we wish you well, OM.

Good news from **Terry Underhill** (Coven-try) who having got his RAE managed to pass his code test "by the skin of my teeth" and very wisely says he intends to keep up his Morse on the air very soon with an FT-101ZDFM and a G5RV antenna. From **Jon Kempster**, news of passing six of his eight "O"

level exams so let's hope he has the technique now to make a success of the RAE. Jon is also BRS45205 in Berkhamsted, Herts and runs an FRG-7 with 20 metres of wire at 9 metres a.g.l. plus an a.t.u. **W. Kelly** of Bodmin, Cornwall, has just become BRS47313 and sports yet another FRG-7, a.t.u. and 30m of antenna and writes in for the first time so we look forward to some regular loggings before long, OM.

Several readers seem to have logged me on the 80m band including **Graham Powell** BRS46228, a 16-year-old in Pontypridd, Mid-Glamorgan, also contacting the column for the first time. He has a Heathkit GR64 receiver and 9 metre-long antenna indoors at the moment. On the matter of QSL cards it is worth mentioning that cards can be sent out via the RSGB's QSL bureau service whether one is a member of the RSGB or not, but incoming cards are only forwarded to members.

A good point to mention the Amateur Radio Mobile Society whose excellent journal *Mobile News* is the work of editor **Norman Fitch** G3FPK who will be glad to hear from any reader who is interested in this highly specialised aspect of amateur radio. His QTH is 40 Eskdale Gardens, Purley, Surrey CR2 1EZ. An interesting statistic from *Mobile News* is that G3VLW/M has worked 203 countries in that mode! A highly important observation from G4EWG, in these days when so many licensed amateurs are being stopped and held by the police when suspected of running illegal CB gear in their cars, is that the Home Office will supply an official backdated receipt in respect of the amateur licence on request, also containing other relevant information on the individual's licence. Thanks, *Mobile News*. It does seem incredible that one's official licence is not accepted at its face value by the police on many occasions.

Round the Bands

In Bridgend, Mid-Glamorgan, **Rhys Thomas** takes time off from his studies for the next RAE to log such as PY1RR and CNSAT on 80m s.s.b., HR1JSH, A7XD, HP1RA on the 20m band and TU2JL, 5N0AK and 6Y5DA on 15m. The 5N0 mentioned a Nigerian amateur net on 7-04MHz Sunday mornings at 0800GMT. Only thing of interest on 10m was OH1TD/4U on the Golan Heights, all on a Trio R-1000, a.t.u. and long wire. Rhys also intends to get his code OK by next spring. The FRG-7 and Datong active antenna accounted for C5ACZ, 4Z4ZQ, and 5H3KS/MM in the Red Sea, for **Len Stockwell** of Grays, Essex, the 4Z4 being mentioned because he was heard via an f.m. repeater on the 10m band. Best on 20m were 4N2CBM and VK6RY.

In Weymouth, Dorset, **David Warr** awaits the replacement of his roof by the local council before he puts up his W3DZZ trapped dipole. However a makeshift 10m dipole in the shack caught 9Q5FL. Another project is a 7MHz beam in the attic, but DX on that band doesn't seem too bad already with a half-sized G5RV, like CM8AF, J87BK, LU3JCY, OA4OS, TG9AL, ZP5PX, ZL3GN, 7X5AB and 8P6OR. Phew! not bad eh? All on a 9R59DS receiver. From Crowthorne, Berks, an elegant QSL from stalwart columnist **Allan Stevens** BRS45712 on my 80m s.s.b. Hardly DX but Allan only has a whip antenna on his 9R59DS set plus PR40 pre-selector. He comments on the numerous CB pirates on 28MHz s.s.b., playing at being amateurs and generally getting it wrong, and most originating in the UK. DX from Allan includes VP2MCK on 40m, A71AD in Qatar (note new prefix), CE5VSS, HS1BV (QSL received) and 9X5MX in Ruanda. Only DX of note on 10m was VK6CF. A later note reports VKOAM on 10m from Mawson Base in Antarctica at

67°S and 62°E operating well without the "assistance" of a net control, plus 7Q7LW in Malawi on 15m.

Basil Woodcock BRS44266 (Leeds) another regular writer seeks a manual for his cherished JR310 receiver on the basis of a quick copy and return. He is at 36 Carr Manor Grove, Leeds LS17 5AJ if anyone can help. Best in the log were 5H3TM and VP2VJ on 28MHz, OA4M and 7Q7LW on 21MHz, A35JL, 3A2HN, JTOWA (QSL OK1DWA), KH6LW, KS6DV (QSL WB6FBN), VP8AEN, 5W1DG and ZK1CV all on 14MHz. The 7MHz band produced VP2MCK, VP8QI (QSL G4CHD).

Old timer, column-wise, **Bill Rendell** (Truro, Cornwall), got a lot of fun listening to the VKs discussing the Test match series, wondering how they managed to lose! Bill finds 10m opening again as late as 2000GMT to S. America and the Caribbean with 15m bringing in the VKs around 0630. From his log come M1C, VK2AGT on Lord Howe Is., VP8QI, VR6TC, 5T5ZZ, 6W8FZ on 20m, DU6LL, S79RD (QSL Box 391, Victoria, Seychelles), VK8JC in Alice Springs for an unusual VK, VS5DD, YB2BJM who wants cards to Box 136, Solo, Indonesia, 7Q7LW, and 9X5PP who resides at Box 863, Kigali, Ruanda, well, not actually in the box! All these on 15m while 10m brought forth PJ8QQ, VP8QG a YL it seems, 5N6RED, and 8R1J who'd like cards to Box 10767, Guyana.

Another item from **Ed Baker** of the ISWL concerns the Radio Vaticana award for contacting HV stations starting in October this year on any amateur band and any mode. As there are only three active HVs this ought not to be too difficult. Details from HV1CN, Radio Vaticana, Città Del Vaticano. How many HVs have you heard or worked?

Graeme Caselton, BRS44984 as was, is now G6CSY in Orpington, Kent, used the AR88D and 11 metre-tall vertical belonging to a fellow RAE classmate to copy EL2AU and HH2BM on 28MHz, CP6HQ, F0H1/P/FC, K7ZZ/P/HB0, HI8KW, HV2VO, TR8DX and U2Q on 14MHz. Said classmate has done the code task and awaits his G4 + 3. **Philip Morris** of Swansea plus CR-100 and G5RV caught A4XIY on 80m, VK9NS on 40m not to mention VK9ZG on Willis Is. (QSL VK3OT), ZK1CV (QSL Box 143, Raratonga), 9N1BMK, YJ8RG, FR7CE on 20m. Philip also copied the 7Q7LW on 15m plus 3D6AB, KX6BU (QSL N6BSD), and CE0AE with cards to WA3HUP.

From Chalfont St Giles, Bucks, **L. Ayres** writes to the column for the first time and would like to hear from other users of the Ed-dystone 840C receiver of which he is very proud. Rest of the QTH is "Hillview", London Road. Although only 15 he is having a go at the RAE in December. His 61 metre-long wire and a.t.u. found OJ0MA, 5N0FCA, ZB2EO and SV5AQ on 20m s.s.b. 10m has been the happy hunting ground for **Rob Gibson** of Wadhurst, E. Sussex, with his FRG-7 and fan dipole, with 8Q7AZ, 9Q5FL, CP8AL, CX3UH, H44PT, S79WHW, TU2JQ, VU2DK, ZS3FDC and VK5NXQ who was only using 9W p.e.p.! On 20m CO6RL and JTOWA were worth noting, plus 9Q5L and 9X5PP from Africa, H44DX, HL9FR and YC3FM, on 15m.

A Yaesu FRG-7700 helped the first report from **John Hayes** of Edmonton, London, who aspires to the RAE before long. On 28MHz it was A2PH, FROFLO, FROFLO/P/J on Juan de Nova Is., KA2MZS/SV9, 3B8AE/P/3BY on Rodriguez Is., while 21MHz sported C5AR, DU6LL, H44CF, KC4AAC, KL7Y, VK1FT and 8P6OL. 20m came up with C5ACG, FC9UC, JX5VAA on Jan Mayen Is., VP1JG, VP8AGX on Rothera Base, Adelaide Is., YB3AB and 8P6PO. On to 40m where the FROFLO/P/J turned up again,

VP5WJR and PT7AEE, with 80m showing CT2ARA, H18MFP and 8P6GO among others. How we are going to manage for space when we get three new bands I just don't know!

In Edinburgh **Anne Edmondson** BRS47285 keeps up the good work studying for the RAE when not busy with the Edinburgh & District ARC (GM4HAM) but her DX200 and indoor wire copped A9XDO (QSL KA4S), K5VRX/SV5 (QSL W3YY) and TI2ACA on 20m, plus LA1EKO in the Ekofisk field in the North Sea on 80m. Apart from building himself a direct conversion receiver for 15 and 20m and a collection of audio filters plus a 2m converter **Jim Dunnet** of Prestatyn, Clwyd, hasn't been very active! But he did collect some stuff on c.w. for a change, like K6TMB/OH0 on 80m, OJ0AM on 40, HK7AMZ, H55AID, TN8VT and 9X5SP on 20m, CE0AE, HC1FM, KH6WU, TN8VT, TR8DX, VP9KO, 6W8EX and 8R1J on 15m, ending up with C31NM (QSL PA0GIN), XT2AW and ZD8TC on 10m plus "many CBers". Oh, yes, Jim copied, or saw, EI3CN and GM3ZXL on 80m RTTY, EA6HH and OH2TI on 20m and AK3V on 15m, but doesn't mention the gear in use.

A delta loop two-element beam on 10m helped **Dave Coggins** of Knutsford, Cheshire pull in G3MUV/CE0, XZ9A in Burma for a good one and 8Q7AZ on the Maldives. His FRG-7700 plus 7700 a.t.u. also found HS0HS, ST0AS (southern Sudan), and S79RD on 15m, with 20m catches in the form of A35RX (Box 46, Nukualofa, Tonga), CE0AE, KS6CQ, VK9NS on Norfolk Is, VR6TC, VS5DD, YJ8RG, ZK1CG, 3X1Z in Guinea, 5T5AY and 5V7HL. Turned up on 40m were CE8ABF, JX7FD, and VP8QI with 80m providing FROFLO and a PY4XUP. CW catch on 160m was UL7ACD.

Club Time

Radio Society of Harrow, Fridays, 8pm, the Roxeth Room, Harrow Arts Centre, Harrow Weald, Middx, with November dates being an informal and practical evening on the 6th. Basics-Part 3 on the 13th, another informal on the 20th and a demo of v.c.r. equipment on the 27th. Contact Peter Marcham G3YXZ, 29 Standfield, Abbots Langley, Watford, Herts or Chris Friel G4AUF, QTHR or on 01-868 5002.

Fareham & District ARC, Wednesdays in Room 12 of the Portchester Community Centre at 7.30. An 80m receiver project occupies November 4 with a discourse on repeater GB3PH on the 18th, while G6NZ chats on the history of radio on the 25th. There is a full programme already organised for the rest of the year. More from Brian Davey G4ITG, 31 Somervell Drive, Fareham, Hants PO16 7QL or ring 234904.

West Yorkshire Metropolitan Police. Better mention this club, thought to be the first in the UK, restricted to serving or retired police officers and civilian employees, already with a membership of over 30 and meeting second Tuesdays at the Police Academy, Westfield Road, Wakefield. Club calls are, fortuitously, G8WYP and G3WYP! Hon Sec is W. Starkey G4IEJ who can be reached at the above QTH.

North Bristol ARC. High activity continues throughout the year, especially on Fridays at 7.30 at the Self-Help Enterprise, Braemar Crescent, Northville, Bristol 7, which sec W. Bidmead G4EUV explains is a centre otherwise for the elderly and handicapped who can still help themselves over their problems by getting together. He lives at 4 Pine Grove, Northville, Bristol 7 if you'd like to know more about the club.

Chichester & District ARC. Club net on S11 every Wed at 7pm but you can also get along to the Spitfire Social Club, Tangmere on the first and third Mondays at 7.30. Advance note of a special evening on Monday Dec 7 when potential members, in particular, can see some slides of the club's activities over the past year. More from S. Talbot G8FCX, 31, Pier Road, Littlehampton, W. Sussex or contact L'hampton 5082.

Verulam ARC. Fourth Tuesdays Charles Morris Memorial Hall, Tyttenhanger Green, Tyttenhanger near St Albans at 7.30 with second Tuesdays devoted to informal matters at the RAFA HQ, Victoria Street, St Albans. Highlights for the near future include G3UFB on d.i.y. in amateur radio on Nov 24 and the a.g.m. and social on Dec 22. Hilary Claytonsmith G4JKS at 115 Marshalswick Lane, St Albans AL1 4UU awaits to tell you all.

Stevenage & District RS. Going from strength to strength the club recently recruited no less than a massive 34 new members, taking the total to over 100, at an open evening/beginners night attended also by the local press. Two RAE classes are under way, one for December RAE and the other for next May, the efficacy of these projects showing up with 17 candidates passing out of the 20 who entered this year's RAEs. Trevor Tugwell G8KMY, 11 The Dell, Stevenage, Herts SG1 1PH can give you the details of the club which meets on first and third Thursdays in the staff canteen, British Aerospace Dynamics, Site B, Gunnels Wood Road. On Nov 5 Dave Musson talks about ICL with the 19th devoted to a film evening.

West Kent RS. Formal meetings Fridays, Adult Education Centre, Monson Road, Tunbridge Wells at 7.30 while informal get-togethers happen on Tuesdays at 8pm at the Old Drill Hall, Victoria Road, TW. On Nov 13 Pat Tierney continues his chat on colour TV, with Dick Mills expounding on the BBC's Radiophonic Workshop on the 27th. Excellent magazine *QLF* for September reproduced article from *CQ-DL* journal on a combined 14/21/28MHz vertical dipole which should be of interest to listener and transmitter alike. It is Brian Castle G4DYF, 6 Pinewood Avenue, Sevenoaks, Kent or 0732 56709 while 01-432 2256 is during office hours.

Cray Valley RS. Details received of the club's Activity Weekend on Nov 14/15 with three separate contests on 1-8/14/144MHz for licensed ops and listeners whether members or not. Full details from Owen Cross G4DFI, 28 Garden Avenue, Bexleyheath, Kent DA7 4LF honorary chairman and contests manager.

Southgate RC. A reminder that the club now meets at a new venue, St Thomas Church Hall, Prince George Avenue, Oakwood, London N14 on second Thursday of the month at 7.30, the November gathering concentrating on the G6QM construction trophy. New-comers to the club can contact V. Austin G4MCD on 01-360 5832 beforehand, which is a good idea generally when intending to visit a club for the first time. Otherwise try Stuart Lindell G4IEH, 73 Old Park Ridings, N21 2ER who is PRO.

Sutton Coldfield RS. Monday Nov 9 is natter-nite at the SC public library, Sainsbury Centre, with the 23rd concentrating on the a.g.m. and the construction contest judging. Can tell you also of talk on microprocessors and the like on Dec 14. Waiting for your call is Derek Turner G8TUR, 10 Jervis Crescent, Sutton Coldfield, W. Mids B74 4PW.

Radio Amateur Invalid & Blind Club. Magazine *Radial* reports receiving £250 from a lodge of the Buffaloes in Oman as one of its contributions to the IYDP. Nice surprise! Also reported that well-known member G2DX has just passed his 88th birthday, so it's a matter of 73's on your 88th! Club net



Lee Electronics Ltd

TELECOM ANTENNAS - YAESU MUSEN - ICOM - F.D.K. - STANDARD Etc.

IT'S "STANDARD" SUMMER TIME

70cm PORTABLE/MOBILE



New From Standard
The C78 UHF FM Synthesized Transportable
C78 £219.50



FT 290R
YAESU 2m multimode portable 10 mems - 2VFO's - 2.5W **£229**

Accessories available: Mobile Mount Bracket Car Adaptor/Charger, Mains Charger.

JUST LOOK AT THE FOLLOWING FEATURES:

- ★ Full 10MHz coverage 430-440MHz in 25kHz steps
- ★ LCD digital readout ★ S and RF power meter
- ★ Programmable repeater shift and tone burst
- ★ 5 Programmable memories for your favourite channels
- ★ Full scanning facilities of vacant or occupied channels
- ★ A full 1W/10W switchable RF power
- ★ Up/down channel control on the microphone
- ★ Can be used from dry cell or rechargeable batteries
- ★ Optional mobile mount and 10W booster available
- ★ ONLY 5"W · 2"H · 7 1/2"D

THE C78 IS MADE TO THE SAME HIGH STANDARD AS THE C8800 AND C7800 SO YOU CAN BE ASSURED OF FIRST CLASS QUALITY AND VALUE FOR MONEY

PRICE: C78 - £219.50, Mounting Bracket - £19.95
Carrying case - £6.95, Linear Amp (10W) - £72.50

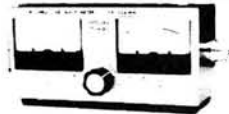


YAESU FT208

2m Handheld. LCD display (with nightlight). 10 memories. 25 or 50kHz steps for scanning. Priority channel.

£190


TELECOM ANTENNAS - YAESU MUSEN - ICOM - F.D.K. - STANDARD Etc



T-435: VHF/UHF swr and power meter with 2/20/120 watt through line power measurement £34.95 inc. VAT. P&P 75p.



UH74 SWR and power meter switchable HF, 2m and 432MHz with remote head at £16.39 inc. VAT. P&P 75p.



SWR25: This ever-popular twin SWR and Power meter covers 3.5-150MHz at £12.00 inc. VAT. P&P 50p.

HELICAL ANTENNAS

- 2m with BNC plug £4.50
- 2m with PL259 plug £4.50
- 2m for Trio etc. £4.25
- 2m with AR240 screw P&P 25p £4.25

COAX SWITCHES

★ NEW SA-450 ★

High quality coax switch housed in a diecast box with SO239s

Frequency 3.5-500MHz
Loss 0.02dB
Weight 450gms
Max power 2.5kW
Impedance 50ohm

£9.77

CT-1 Coax toggle, 3 SO239s £9.77 inc. VAT. P&P 25p.

CT-2 Coax toggle, 2 SO239s, 1 PL259 £6.85 inc. VAT. P&P 25p.

TS-120 Coax slide switch, 3 SO239s £6.75 inc. VAT. P&P 25p.



DL-30 Dummy load 25W DC-150MHz £6.35 inc. VAT. P&P 25p.

T-100 100W Dummy load DC-500MHz £20.12 inc. VAT. P&P 25p.

T-200 150W Dummy load DC-500MHz £35.60 inc. VAT. P&P 25p.

NEW PRICE
T200
£33.60

2 METRE FM/SSB Portable/Mobile

C58



£235.00

- ★ L.C.D. display for low battery consumption
- ★ 100Hz/1KHz/25/12.5KHz/5KHz
- ★ Five programmable memories
- ★ Rit control for accurate ssb resolution
- ★ Effective noise blanker
- ★ Repeater and reverse repeater off set
- ★ A full one watt R.F. power
- ★ Automatic or manual tone burst
- ★ Full scanning facilities
- ★ Large range of optional accessories
- ★ Up/Down scan control on the microphone
- ★ Now available 25 watt amp **£79.95**

All MICROWAVE MODULES and DATONG products available

400 EDGWARE ROAD
LONDON W2
01-723 5521 Tlx: 298765



INSTANT H.P. (with Bank Card) & P/EX. WELCOME

Send 25p for full details of our range.

G4IBC 3.75MHz Tuesdays 1000 and Weds 1400, always of interest if you can be around at those times. HQ QTH is Frances Woolley G3LWY and she lives at 9 Rannoch Court, Adelaide Road, Surbiton, Surrey KT6 4TE.

Braintree & District ARS. First and third Mondays at the B'tree Community Centre, Victoria Street, B'tree and 7.45 will do. A net operates on the remaining Mondays on S15 at 8.30, with the B'tree Raynet group occupying the frequency just beforehand. For those with more time on their hands the club magazine *BARSCOM* gives details of other local club meetings. Janet Storey, 33 Redwood Close, Witham, Essex has all the details.

Edgware & District RS. Second and fourth Thursdays 8pm at Watling Community Centre, 145 Orange Hill, Burnt Oak, Edgware, Middx plus club net Mondays 10pm 1.875MHz, while G3ASR pumps out slow Morse on Top Band and 2m for the benefit of all and sundry. Now, Nov 12 video tape show, wait for it, on The Secret Listeners and Satellite Communications, with the SW Herts u.h.f. repeater group visiting on Nov 26 to talk on repeaters and microwave beacons. Make a note of a junk sale on Dec 10. Club project group under G4BZY seems to have settled on a direct conversion receiver for 160/80m for its next venture. More on the club from Howard Drury G4HMD, 39 Wemborough Road, Stanmore, Middx which also hides 01-952 6462.

Maidstone YMCA ARS. Looking forward to a visit by Ron Broadbent G3AAJ of AM-SAT fame who will be talking on you know what on Nov 13, followed by a senior county emergency planning officer discussing the role of the amateur on such occasions, on the 27th. The beginners' class has been a sell-out so supplementary classes take place in the shack on Tuesdays at 8pm where Morse tuition can also be found. Normal shack hours are Friday evenings at the YMCA. But Graham Edy G4AXD, 29 Beech Road, East Malling, Maidstone, Kent will fill in the gaps if you write, or call him on W. Malling 841021.

Roy Stevens MBE G2BVN

It was with great sorrow that we learned of the death on 30 September of Roy Stevens MBE G2BVN. Roy's contribution to amateur radio in the UK and internationally was immense, and his dedication to the hobby outstanding in every way.

I was privileged to meet Roy face-to-face for the first time at the recent Brighton conference of IARU Region 1, of which he was secretary. The many tributes and honours bestowed upon him by the delegates there were ample evidence of the great esteem in which he was held by amateurs everywhere.

Our sympathy and gratitude are offered to Audrey, who helped Roy for many years, especially during the time of his increasing ill-health.

G3GSR

White Rose ARS. Located at the Moor-town Rugby Union ground at Moss Valley, King Lane, Leeds, gatherings are around 8pm on a Wednesday. Delving into the profits from the club's famous annual rally the members now proudly possess a TH6 tri-bander! Details of the winter programme from Dave Coomber G8UYZ QTHR.

Crawley ARC. Unusual feature of the club's activities is an informal gathering at the QTH of one of the members. At G4GHO recently a wine tasting competition brought forth guesses such as pond oil, sump oil and deadly nightshade which did not please the hostess very much! Meetings at the Trinity United Reformed Church, Ifield, Sussex around 7.30 but hon editors of club mag will be glad to supply details, so it's G3MSK Vernon and G3MER Dot Davis, 16 Newmarket Road, Furnace Green, Crawley, Sussex.

Worcester & District ARC. Last two meetings of the year at the Old Pheasant, New Street, Worcester, around 8pm on Nov 2

when Dr Alfrey from B'ham University will address the assembled multitude on the subject of radio stars, while on Dec 7 G3RGD holds forth on c.w. operating. It is the end of the secretarial trail for Mike Tittensor G4EKG, 16 Durcott Road, Evesham, Worcs but he'll be glad to answer any queries until the new lad gets settled in. QTH is also Evesham 41105. Thanks OM for all your many letters on behalf of the club.

Right, letters and logs and club news direct to me by the 15th of the month remembering that around six weeks' notice is required of events if they are to appear in the column in time.

By the time this appears in print our own UOSAT satellite should be blazing a polar orbit with beacons just inside the lower edge of several of our h.f. bands. Much media publicity can be expected especially on the TV pictures of the earth, all of which should be of immense benefit to the amateur radio movement.

Medium Wave Broadcast Band DX

by Charles Molloy G8BUS

Reports to: Charles Molloy G8BUS
132 Segars Lane, Southport PR8 3JG.

One easily forgets in these days of television that there are still a large number of listeners to "steam radio", many of whom would like to listen to more distant broadcasts than those from their local station. The problems involved in doing this are greater than they were in pre-television days, the result of increased electrical interference, the larger number of broadcasters, and receivers in general use which are not really intended for long range reception. The problems encountered, which are similar to those facing the medium wave DXers, are highlighted in a letter from reader Michael Stevin, who lives in Omagh in Northern Ireland. Michael says that he would like to improve medium wave and long wave reception but there is a lot of noise when the volume control is turned up. Weaker broadcasts are swamped by noise and whistles and suffer from fading. He goes on to suggest that

a broadband amplifier such as a car antenna amplifier, would bring stronger and clearer signals if connected to his domestic radio.

Directional Antennas

The modern domestic radio is a marvellous product of technology. It will pull in many stations at good entertainment value without an antenna, or more correctly, with its own internal antenna. This antenna is wound round a ferrite rod or slab and it is easy to overlook the fact that it is directional. I did so recently with a bedside radio alarm which gave poor reception of BBC Radio Merseyside until the set was repositioned slightly. The ferrite rod was pointing at the transmitter and as this is the position for minimum pick-up, poor reception was the result. Try turning your radio when listening to your local station. You will find there is a position where the signal drops to a low value with a noisy background. It may even disappear entirely.

When I tune to 1457kHz (207m) during the day I pick up a jumble of two stations which are Radio Manchester and Radio Carlisle. If I turn the radio (rotate it about its vertical axis) I can find one position where R.Manchester is on its own and another where R.Carlisle is reasonably clear of interference (QRM). The internal ferrite rod antenna is acting like a small m.w. loop, to null out co-channel QRM. It can also be used to reduce electrical noise, static, whistles, TV buzz in the same way, so try moving the set to different positions in the room and try rotating it. You will often bring

a considerable improvement to reception if you do.

Signal-to-Noise Ratio

You will not obtain a stronger, clearer signal by using an antenna amplifier. All you do is to amplify signal and noise together. The ratio between them is unchanged. The weak signal in a noisy background will become a stronger signal in a noisier background. What we want to do is to increase the strength of the signal relative to the noise, or, in more technical language, we want to improve the signal-to-noise ratio.

The method of measuring the S to N ratio puzzles some people. For convenience, we measure the signal plus noise and divide it by the noise. S to N ratio = $\frac{S+N}{N}$

If we could measure S on its own then we would not be troubled with the S to N ratio!

A good outdoor antenna should deliver a stronger and clearer signal than an indoor one. A lot of electrical noise exists in and close to a modern dwelling. An outdoor antenna mounted as high above the ground and buildings as possible will pick up less noise and more signal than an indoor one. The principles involved are really as simple as that. Keep the antenna away from the house and the S to N ratio will improve.

What if you can't put up an outdoor antenna? A whip or car antenna on the window sill with a screened lead to the receiver should bring an improvement. So will a whip moun-

ted on the chimney stack and you can even use your outdoor TV antenna as a substitute. Receiver overloading and fading will be covered next time.

TV Buzz

My enquiry in the September issue for information about the suppression of TV line timebase interference brought a couple of interesting replies. **A. J. Cawthorne** (G3TDJ) has sent details of his own work towards a solution. "The secret lies in balance of the antenna and feeder system. In my case a large untuned two turn loop is used (the coupling winding of a tuned device can be used in the same fashion) and the balance preserved all the way to the receiver with two-core screened r.f. cable e.g. BICC DRM 68. At the receiver end a balun must be used unless the receiver input is balanced. I used a conventional 1:1 balun, 16 turns wound on a 40mm ferrite ring." Fig. 1 shows the arrangement.

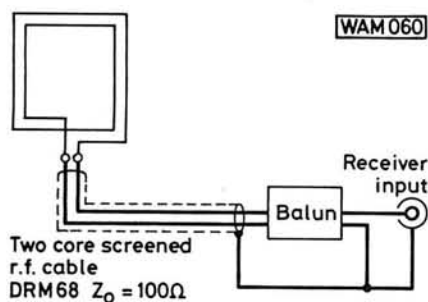


Fig. 1

J. W. Barker (G3WAL) suggests that "for the antenna side a centre fed configuration is used with the downlead being two lengths of co-ax—the centres go to the two parts of the antenna and the braids strapped at the bottom

and well earthed. Tune via a Z match type of a.t.u. with Faraday Shield between the windings."

Many thanks to G3TDJ and G3WAL for replying. I'm sure their suggestions will provide ideas for the experimenter. Using two lengths of co-ax instead of two-core screened r.f. cable is a good dodge as the latter is not too easy to come by.

Readers' Letters

The appearance of Devonair at two different points on the dial puzzles reader **J. F. Coulter** (Winchester) who wonders if one of them is spurious. The two are genuine signals. Devonair (Exeter) is on 666kHz (450m) and Devonair (Torbay) is on 954kHz (314m). I'm told that the two run separate programmes which will add to the confusion.

More local radio DX from **Simon Hamer** (New Radnor) who used a Grundig Satellit 1400 to pull in Two Counties Radio in Bournemouth on 828kHz (362m), Devonair 954kHz, BBC Leicester 837kHz (355m) and Manx Radio Isle of Man on 1368kHz (219m). Simon uses a 9m antenna along with an "earth" connection to the radiator in his bedroom (central heating) which makes a big difference for m.w./l.w. DX. The antenna and earth are connected to a Melody Boy 500E which is placed close to the S1400, coupling between the two being by induction. "I cannot understand why some makers of expensive receivers should do away with sockets for antenna/earth" writes Simon. Probably to stop users connecting up a long wire and thus overloading the receiver! Few portables work well with a long wire connected directly. Loose coupling is required and if an antenna socket is not provided then wrap the antenna lead once round the receiver.

Fifteen year old **Howard Davis** (Braintree) uses a domestic receiver of about 1947 vintage and he thinks it is handy to have antenna and earth connections at the rear. He too uses the radiator for an earth. He reports hearing Devonair on 954kHz and BBC Radio 1 and 2



Swansea Sound is on 1170kHz with 500 watts

on the long waves. The latter are images of m.w. stations and there must be a fault or misalignment at the "front end" when the receiver is switched to long waves.

Rhys Thomas (Bridgend) reports that he has now picked up 23 different local radio stations among which are Radio Clyde (Glasgow) on 1152kHz (260m), Radio Tees 1170kHz (256m) and Radio City in Liverpool on 1548kHz (194m). **Richard Fernie** (Woking) uses his Fidelity 21 portable for local radio DXing and he wonders if UK local stations issue QSL cards. Many of them do. Among Richard's best catches are Manx Radio on 1368kHz and Radio Victory on 1170kHz (256m). Finally **Ted Jones** (Woking) who has poor reception of BBC2 R2 on the medium waves reports hearing the *Hundred Best Tunes* on v.h.f. which came from BBC Radio London, who relay R2 when not carrying their own programmes. Isn't this a general practice with BBC local radio stations?

Short Wave Broadcast Bands

by Charles Molloy G8BUS

Reports: as for medium wave DX, but please keep separate.

Back to antennas again, this time to deal with points raised by readers. There is a shortage of information about antennas for broadcast band DXing and as a result, those designed for use on the amateur bands are being employed even though in some cases they are not really suitable.

Windom Antenna

Reader **E. Addison** is not sure about the length of the top of the Windom. It is half a wavelength less 5% i.e. 0.475λ . You can use the formula

$$L = \frac{142.5}{\text{MHz}}$$

where L is in metres. A Windom or dipole cut for 6MHz would have a length

$$\frac{142.5}{6} = 23.75\text{m.}$$

The downlead for the Windom is a single wire, sorry this was not made clear.

Alan Williams (G3KSU) says that provided the single wire feeder is reasonably matched, the Windom will have the same pattern as a dipole with directivity and gain expected for lengths λ and 2λ . The engineering section of Radio Netherlands (Holland) in their 8 page booklet *Give your antenna some Air* claim that optimum results will be obtained on wavebands which are approximately half or one quarter of that for which the antenna is designed. Radio Canada International's *Antenna Handbook* states that the Windom should be cut to the lowest frequency band to be used where it will be directional and the antenna can then be used as a general purpose short wave antenna on the rest of the frequency spectrum. RCI's approach is the one relevant to broadcast band DXing since these bands are not harmonically related. In this context the performance of either the Windom or the half wave dipole as harmonic antennas, is irrelevant.

One point I overlooked in the September issue is the need for a good earth at the receiver when using the Windom. The single wire lead-in is part of a transmission line whose other "leg" must be earth.

Harmonic Antennas

Alan (G3KSU) disagrees with my comments in the September issue about dipoles and he says "half wave dipoles when used on higher bands are directional and do give gain—via an a.t.u. of course." He then goes on to suggest, rather unkindly, that I should read any antenna handbook—"Out of Thin Air" would be a good start." But I am one of the contributing authors to *Out of Thin Air!*

What is not immediately apparent is that the international short wave bands are, unfortunately, not harmonically related in the way the amateur bands are. Consequently it is true to say that a half wave dipole cut for one (broadcast) band will have no gain on other (broadcast) bands.

For the Experimenter

It is possible, by careful choice of frequency, to construct a Windom or dipole that may give passable results on two broadcast bands. This is the path I was trying to indicate in the September issue. For example, if you choose the l.f. end of the 49 metre band, which is 5.95MHz, then the third harmonic, which is 17.85MHz, is only 50kHz from the h.f. end of the 16 metre band. There is a small correction to apply, the electrical length of a harmonic antenna is slightly less than geometry would

suggest so the antenna will resonate at a frequency slightly higher than 17.85MHz.

We now have an antenna that will give a boost to signals at the l.f. end of 49 metres and at the h.f. end of 16 metres. Antenna bandwidth is the factor that will decide how well it performs on those two bands and this is a good field for the experimenter to explore.

Of the two, I think the Windom has more to offer to the broadcast band DXer than the dipole. The Windom is not a dipole as the top is a single piece of wire, nor is it an end-fed antenna as the lead-in is tapped down to 600 ohms at resonance. The Windom is easy to make as you only need ordinary antenna wire and it does give a boost to the frequency for which it is cut. It will, as RCI suggests, make a useful general purpose short wave antenna as well and it may, with a bit of juggling, boost signals on more than one broadcast band.

Fit an Extension Loudspeaker

One does not normally expect good audio quality from short wave broadcasts. The crowded state of the bands is partly responsible as channel spacing is only 5kHz against 9kHz on the medium waves. The narrower bandwidth does not lead to high quality audio, while 5kHz whistles are commonplace, being the heterodynes from the carriers of adjacent broadcasters.

In spite of these drawbacks the quality of audio obtained from short wave receivers could be a lot better than it is. It is not the fault of the receiver as audio stages are usually well designed and capable of delivering an adequate signal into a reasonably sized speaker. I came in contact with the problem a few years ago when a colleague gave me a present of an 8 inch loudspeaker fitted in a home-made wooden cabinet. At that time I was

using a Siemens s.w. communications receiver which had a miniature 3 inch internal loudspeaker. When the larger external speaker was substituted the improvement in audio quality was unbelievable. So if you want to enjoy a bit of music on the short waves and your receiver only has a tiny loudspeaker then try a larger external loudspeaker in its place.

It is not difficult to connect up. If the receiver has an external L/S socket then all you have to do is to join up a speaker of the appropriate impedance. This value can be found from the receiver handbook. If there isn't a loudspeaker socket then disconnect the leads to the internal loudspeaker and extend them to an external one of the same impedance, which is usually 8 ohms with modern equipment.

Readers' Letters

"I have just bought an FRG-7 after several years of experimenting with t.r.f. sets and a clapped out CR70A" writes David Ellis of Rhyl, who goes on to say that he has been using his new receiver with an indoor antenna and a mains earth. Not surprisingly he has been having trouble with timebase harmonics from TV sets. With such a combination it is inevitable as a mains earth is a very good source of mains-borne interference and is usually a poor earth for DXing as well. David likes the tone control on his new receiver and so far he has not experienced intermodulation problems and has not needed to use the attenuator.

Reader K. Miosga of Durban in RSA wonders if he can make a short wave anti-distorter. I have a great deal of sympathy with this request but I'm afraid there is no easy way of improving the quality of short wave broadcasts. The modern tendency is for stations to use relay transmitters near the target area so that single hop i.e. a single reflection from the ionosphere, reception is all that is required.



International Co-operation. A QSL card issued by the Swiss Short wave Merry-go-round and Radio Canada's DX Digest for a shared broadcast earlier this year

In reply to Stephen Hall of Rotherham. Radio Tirana broadcasts on 7.065MHz and I suspect this is the "radio amateur" you heard. Keith Dwyer of Pietermaritzburg RSA has a concerto valve radio and 30 metre long wire but he has never heard any stations from South America. A friend of his with a communications receiver has had a similar experience. I believe this path is only open at certain times of the day/year especially on the tropical bands. Can anyone help? To Keith Nockels of Ipswich. Sorry I cannot deal with non-broadcasting stations as it is illegal to listen to them. For the same reason pirates and other unauthorised transmissions are out—Ted Jones please note.

To end with, there is a request from 17 year old Daniel Ozoko who is a student at the University of Nigeria at Nsukka and who would like to correspond with other readers of *Practical Wireless*. He is interested in radio and electronics and his address is St Paul's Parsonage, PO Box 16, Nsukka, Nigeria.

VHF Bands

by Ron Ham BRS15744

Reports to: Ron Ham BRS15744
Faraday, Greyfriars, Storrington,
Sussex RH20 4HE.

During the winter months the 10m band should be full of interest with JAs, VKs and ZLs early in the mornings and VEs and Ws at midday. It is also worth keeping an ear on those International Beacon Project stations between 28.175 and 28.315MHz, to get some idea of which signal paths are open and don't forget, winter in the UK is noted for short periods of high atmospheric pressure and sudden temperature changes, so watch out for openings on the 2m and 70cm bands.

Solar

On August 21, Ted Waring, Bristol counted 76 sunspots during his routine observations and Cmdr Henry Hatfield, Sevenoaks, using his spectroheliocope, noted the remains of 3 flares within one of the sunspot groups. These were no doubt responsible for the 20 minute burst of noise he recorded at 0832 and the radio noise I heard in the 10m band. Later in the day, both Henry and I recorded a modest noise storm at 136 and 143MHz respectively. Mild solar noise storms were again recorded

on September 12 and 13. Ted counted 85 sunspots on August 24, 40 on September 2, 84 on the 8th and 54 on the 13th. Both Henry and I received a variety of individual solar bursts on August 28, 29, 30 and September 1, 5, 6, 8, 9, 14 and 15 and early on the 15th I again heard large bursts of noise around 28MHz. On September 9, Henry saw 7 sunspot groups and inside one group, containing 3 large spots and about 20 small ones, he observed a flare and an eruptive prominence which covered 4 angstroms of the optical spectrum.

VLF and the Sun

Henry is the Director of Observational Techniques with the British Astronomical Association and true to form is always experimenting both in the optical and radio fields. His latest study is v.l.f. with a Cambridge Kits receiver and two home brewed amplifiers, one to feed a loudspeaker and the other to drive a pen-recorder. This equipment enables Henry to monitor the MSF time signal on 60kHz, important to most astronomical work, and to see what happens at these low frequencies when the sun is active. On August 21, he noted a sudden increase in the strength of MSF some 4 minutes after he recorded a solar burst at 136MHz, yet, after a large solar flare on September 9 there was no effect on the MSF signal. Henry is now monitoring a reasonably clear spot around 49kHz to see if there is a relationship between the active sun and the level of atmospheric around this frequency.

The 10m Band

Both Ken Jeal G8SVY, Horsham, who uses a Drake R4C, and I noted that the 10m band opened up for DX on August 30. Ken heard several Ws and a VE at 1430 and I heard a couple of VKs around 1000 and a VE and SM at 1920. It's good to hear the DX again and during the first 12 days of September, Ron Chambers BRS46622, Worcester Park, Surrey, heard signals from Australia, Europe, Middle East, USA and the USSR. Ron, a member of the Surrey Radio Contact Club, visited the Chalk Pits Museum on September 6 and told me that his interest in radio dates back to 1947 and that he uses a Trio R-1000 receiver fed by a long wire antenna via a Yaesu FRG-7700 a.t.u. Ron is studying for the RAE and Morse and is currently building the active antenna recently published in *PW*. Harold Brodribb, St Leonards-on-Sea is another reader pleased with the renewed activity on 10m, especially when he heard the north-American stations on August 30 and the return of the familiar pattern of strong signals from the USSR in the mornings and from Canada and the USA in the afternoons. Since about September 10 the band has really picked up with strong signals from Japanese stations in the early mornings and on some days I heard weak signals from the beacons in Adelaide VK5WI 28.260MHz and Sydney VK2WI 28.262MHz up to about 1400. As these two beacon signals are so close together very careful tuning is required. At 0815 on September 12 there were very pronounced echoes on the signals from four European sta-

tions as they successively worked a UD6 in the contest. "I have been beaming longpath to VK and ZL after 2030 during the evenings of September 9 and 10" writes **Sam Faulkner**, Burton-on-Trent, who received s.s.b. signals at incredible strength from VK2 and VK3 until about 2230. The band was much less DXy on the 19th, so I was not surprised when the BBC World Service reported an ionospheric disturbance during the early hours of the 20th.

10m Beacons

During the 32 day period between August 21 and September 21 I received signals, at varying strengths, from the International Beacon Project stations in Australia VK5WI and VK2WI on 9 days, Bahrain A9XC on 5 days, Bermuda VP9BA on 5 days, Cyprus 5B4CY on 20 days, Germany DL0IGI on 17 days, Hungary HG2BHA on 4 days, Norway LA5TEN on 7 days and New Zealand ZL2MHF on 4 days. Henry Hatfield has been checking the signals of LA5TEN, VP9BA and 5B4CY as a propagation guide and Ted Waring's beacon log shows consistent signals from 5B4CY and the two South African beacons ZS6DN and ZS6PW. Between September 6 and 12 Ted was receiving signals from the Canadian beacon VE2TEN.

Sporadic-E

The last 4 events of the 1981 sporadic-E season to influence signals between 50 and 80MHz occurred during the evenings of August 26 and 30 and September 2 and around 0900 on the 5th. Although these events were more intense around 50MHz, strong signals were received from 9, 5, 8 and 3 respectively, east-European f.m. broadcast stations between 66 and 73MHz. Throughout the sporadic-E season, users of the 4m amateur band have frequently been troubled by these broadcast signals which, periodically, have blotted out the entire band.

RTTY

Alf Lee G4DQS, uses an FT-101E giving 50 watts to a Delta Loop antenna, a Microwave Modules MM4000, RCA solid state keyboard and a 9 inch Motorola video monitor for RTTY. Alf is often operating on 15 and 20m from his home in Brighton and has made RTTY contacts with stations in the Middle East and Scandinavia. At 0920 on September 16 I copied IZ5ARI, the special station at the second exhibition of textile machinery in Nrat (Sept 15-20), working XE1CCK on 20m with my Microwave Modules MM2000 fed from a FR-101 communications receiver and at 1355 I copied another special station, HB0LP, operated by HB9LP, calling CQ from the Principality of Liechtenstein. Between August 21 and September 21 I copied 77 stations in 16 countries, DF, EA, F, HB9, I, IT9, K, OE, OH, OK, ON, OZ, SM, VK, Y3 and YU. Among the

two-way RTTY signals I received were QSOs between IOGDN and DL5GAS at 0857 on September 12, HB9GS and OZ8JYL at 1046 on the 13th, I4JXE and Y6IZ in Berlin at 1355 on the 17th and 3A2EE and SM5JQJ at 0930 on the 21st. My best DX was Australia copied around 0755 on the 19th from VK3OK near Melbourne as he worked a RTTY station in Italy and later called CQ.

Tropospheric

The atmospheric pressure was high and steady at 30.4 inches (1029mb) from August 23 until midday on the 27th when it began to fall reaching 30.1 (1019mb) at noon on the 29th. The pressure began a slow rise from 30.1 at midnight on the 31st to 30.4 again at noon on September 4 when it began a gradual fall to 30.1 at midday on the 7th. During this period disturbances were reported in Band II and the range of the signals from the 2m repeaters was greatly increased. **Jon Kempster RS45205**, Berkhamsted, Fig. 1, has built horizontal and vertical dipoles for 2m mounted some 10m above ground and rotated by hand. The first results from his new antennas showed that he can receive signals from the repeaters GB3CF, EL, NL, PI, SL, WL and WH and his best s.s.b. DX so far is GM2OUR/P on August 18.

Band II

On August 28, **Harold Brodribb** counted 17 French stations and several editions of BBC Radios 2, 3 and 4 between 88 and 100MHz and **Nick Brown**, Rugby, received signals from Belgium, BBC Radios Derby and Sheffield, and France between 96 and 100MHz on the 27th. While on holiday in Tynemouth, Northumbria, **Ken Smith BRS20001**, using a portable with its own rod antenna, heard stations in Norway on the 30th. **Keith Nockels**, Ipswich, uses a Sony TFM-C660W with a horizontal wire antenna around his wardrobe and since September 5 he has monitored the test transmissions from Essex Radio, who by now should be fully operational on 95.3MHz. During the early mornings and late evenings Keith can usually hear Capital Radio and while the conditions were good in early September he heard stations in Belgium, France and Italy.

Sixteen year old **Ian Kelly** is a newcomer to v.h.f. DXing and at his home in Reading he uses a Realistic Modulette 929 music centre. While he was on holiday in Great Yarmouth between September 5 and 12 he heard many stations from Belgium and Holland with his Pye 9015 radio recorder and telescopic antenna and around 1000 on the 9th and 10th he received strong signals from the British Forces Broadcasting Service in Germany.

"From August 27 to 29, the high pressure moved across the North Sea toward S. Norway giving interesting results on the v.h.f. and u.h.f. bands" writes **Peter Ebsworth**, Steinsland, Norway, who received

| | | | |
|--|----------------------|-----------------|------------|
| OP: JON KEMPSTER | | | |
| QTH: 18 LYME AVE, BERTHAMSTED, BERKHAMSTED, HERTS MK43EG | | | |
| ENGLAND U.K. | | TELEPHONE: 4175 | |
| BRITISH RECEIVING STATION | | | |
| R.S.G.B. | RS45205 | | QRA: ZL59H |
| TO RADIO | RPRT UN | CQ/QSO | |
| WITH | AT | GMT/BST ON | 19 |
| FREQ | MHz. UN SIGNALS WERE | | RS/T |
| QRM | QRN | QSB | |
| CONDX | WX | | |
| RX | | | |
| ANT | | | |
| REMARKS | | | |
| PSE QSL DIRECT OR VIA BUREAU: TNX. 73.88 | | | |

Fig. 1: Jon Kempster's QSL card

programmes from Finland and BBC Radios 2 and 4 between 2100 and 2118 on the 29th and the BBC stations again between 0730 and 0840 on the 30th. Peter uses a home-brew Band II tuner and a 3 element beam in the loft and directed toward the UK.

News Items

Congratulations to Eric Clarke, Chichester on passing the RAE with credits and now sporting the call-sign G6CSX. Eric is a member of the Chichester Amateur Radio Club and for many years has been a Civilian Radio Instructor with the ATC. He has several radio interests and is now equipped with a FDK Multi 750 for 2m and 70cm.

Congratulations also to Jeff Goodley, London, who passed the RAE and now, with the call-sign G6EXF, will be active on 2m.

Among the visitors to the Chalk Pits museum on August 30 was Beverley Dennis G3UIE, Titchfield, carrying a Trio 2400. At home, his main v.h.f. gear is a TR-9000 multimode into a 8 element beam for 2m s.s.b. and a FT-101 into a trap dipole for 10m, his favourite h.f. band.

Paul Clements, Seaford, Sussex, has just purchased a Yamaha CR820 stereo and with an indoor dipole has heard the DX in Band II. Paul intends to take the RAE in December and the Morse test as soon as possible.

Early in September, Colin Watson BRS46598, Cumbernauld, Dunbartonshire, was listening to the trade test transmissions from the new ILR service from S.W. Ayr, on 96.2 MHz in full stereo.

Among the members of the Chichester Model Boat Club who demonstrated their radio controlled boats at the Chalk Pits museum on September 13 was RSGB member Cyril Spurrier, who is an ex-RAF wireless operator and plans to take the RAE in December. Cyril is keen on c.w. and at present has a Yaesu FR-7700 receiver, a home-brew a.t.u. and a long wire antenna.

Alan Baker G4GNX, 38 Elphick Road, Newhaven, Sussex BN9 9SY, would like to hear from anyone who uses a Tangerine Microtan 65 computer system in conjunction with their amateur radio transmissions.

and fast scan television as well as broadcast TV and, like my readers, I am always interested to hear about other people's antennas and equipment.

Sporadic-E

At 0910 on August 23, **Harold Brodribb**, St Leonards-on-Sea, received very strong sound from Italian TV on 59.25MHz. On August 26, **Nick Brown**, Rugby, received test cards from JRT RTV-LJNA Ch. E3 55.25MHz and JRT ZGRB1 Ch. E4 62.25MHz, both Yugoslavia, and a German language programme on Ch. E2 48.25MHz. The

following day he received an Italian test card RAI-1 on Ch. 1A 53.75MHz and around 0825 on September 3 he saw the Netherlands test pattern PTT-NED 1 on Ch. E4 62.25MHz. "The last sporadic-E signals I received here were on September 5, on Chs. R1 49.75MHz and R2 59.25MHz and came from MTV Hungary" writes Nick, who like several of us watched an episode of *The Streets of San Francisco*. Between 2000 and 2100 on September 3, **Simon Hamer**, Presteigne, watched a group of singers on RAI and says that he has thoroughly enjoyed the latter part of the sporadic-E season, especially when the pictures from Poland were so unbelievably strong. Simon has received his first

TV

by Ron Ham BRS15744

Reports: as for VHF Bands, but please keep separate.

Outside of the sporadic-E season and possibly for 8 months of the year DXTV, apart from a few good tropo openings, can be a bit sparse. However, there is always something to write about because this column covers both slow

**G4JDT
HARVEY**

EAST LONDON HAM STORE

**G8NKV
DAVE**

H. LEXTON LIMITED 191 FRANCIS ROAD LEYTON E.10
TEL 01-558 0854 TELEX 8953609 LEXTON G

RADIO & ELECTRONIC ENGINEERS

ENGINEERS ALWAYS AVAILABLE ON THE PREMISES

MAIN (UK) SERVICE CONTRACTOR TO HITACHI SALES (UK) LTD

EXCLUSIVE TO US IN THE UK. 1kW input 600W ssb 350FM 2MTR LINEAR!!

BUILT-IN POWER SUPPLY, ELECTRONIC WARM UP, VARIABLE INPUT ATTENUATOR. ADAPTS EXCITERS FROM 2W-25W. RADIAL BLOWER. LED's FOR READY, TX, OVERLOAD, PTT & RF VOX with VARIABLE DELAY CHOICE OF EIMAC TUBES. 4x150A OR 4Cx250B OR 4Cx250R. ELECTRONIC PLATE CURRENT FUSE - NO THERMAL DAMAGE OF P.A. TUBE POSSIBLE. SIZE: H.88mm, W.318mm, D.375mm. FROM £300.00

| | | | |
|--------|---------------------------------|------|---|
| D 70C | 70cms. 10W in - 200W out | £489 | All these linears have adjustable inputs and outputs and they are all fully protected. ALSO AVAILABLE:- 18db Gasfet masthead preamplifier which suits the output of these linears and which is also powered by them via the antenna co-ax. |
| D 200S | 2mtr. 1kW p.e.p. ssb. (650 FM) | £599 | |
| D 200 | 2mtr. 500W p.e.p. ssb. (400 FM) | £475 | |
| D 200C | 2mtr. 350W p.e.p. ssb. (150 FM) | £300 | |



ICOM PORTABLES
IC2E FM 2m £169.00
IC202 SSB £169.00
IC402 70cm £242.00
All accessories available - see below
AVAILABLE SOON
IC 4E 70CM



ICOM MULTIMODES
IC251 2m £499.00
IC451 70cm £630.00
IC260 2m few left £299.00
IC290 2m £366.00



ICOM FM MOBILES
IC24G £165.00
IC255 £255.00
IC25E £259.00
ICOM HF TRANSCEIVERS
IC730 200W £586.00
IC2KL 500W linear £839.00
IC2KLPS Power supply £221.00



ICOM 720A G/C
GENERAL COVERAGE TX ALL BANDS
IC720A 200W £883.00
PS15 Power Supply £99.00
PS20 P/S with speaker £130.00
IC730 200W HF £586.00
MANY ACCESSORIES FOR ABOVE AVAILABLE

JAYBEAM ANTENNAS
8Y/2M 8 ELE YAGI £15.50
10Y/2M 10 ELE YAGI £33.00
PBM 10/2M 10 ELEMENT PARABEAM £39.00
8XY/2M 8 ELE X YAGI £31.00
X6/2M/X12/70CM DUAL BAND CROSSED £41.40
MANY OTHERS IN STOCK
ICOM ACCESSORIES
BP5 IIV Pack £30.50
BP4 Empty case for 6XAA £5.80
BP3 STA Noard Pk £15.50
BP2 6V Pack £22.00
BC30 Base charger £39.00
DC1 12V adaptor £8.40
WM9 Mic speaker £12.00
CP1 Mobile Charging load £3.20
LC1/2/3 cases £3.50
ICML1 10W Mobile booster for 2E £49.00

YAESU/SOMMERKAMP
FT902DM WARC POA
FT101ZD FM/AM POA
FT707 See below
FP707 Power Supply £109.00
FC707 ATU £88.00
FV707 DM VFO £189.00
FT480R 2m Multimode £359.00
FT290 2m Portable multimode £229.00
FT207R 2m Special £170.00
FT767DX Sommerkamp £559.00
FT101ZD Sommerkamp all options FM £710.00
FT277 Sommerkamp AM £647.00
FT208 £190.00
FT708 £195.00
All accessories available, including FV902, FC902, YP901P, YK901 POA
FT707+FP707 PSU £610.00

MICROWAVE MODULES
MMA 144V 2m Preamp £34.90
MML 144/25 RF AMP £59.00
MML 144/40 £77.00
MML 144/100S New with Preamp £129.95
MMT 432/144 2-70 Transverter £184.00
MMT 28/144 10m Transverter £99.00
MM2000 RTTY Receiver £169.00
MMI Morse Talker £99.00
MM 4000 RTTY
SEE IT WORKING AT OUR SHOP £269.00. Full range stocked.

ROTATORS ETC
DIAWA
DR7600X £135.00
DR7600R £144.00
DR7500R £105.00
CN620 1-8 150MHz Pwr/swr £52.00
CN2002 2-5 kW PEP auto ATU £190.00
KENPRO
KR250 £44.85
KR400RC £90.88
CDE
HAM IV CHANNEL MASTER £189.00
9502B £50.00
CARRIAGE FREE MAINLAND

TRIO/KENWOOD
TS830S HF Transceiver £700.00
TS130S HF Transceiver £530.00
TR8400 UHF Mobile £320.00
TR9500 UHF Multimode £470.00
TR7800 VHF mobile £270.00
TR7840 HP FM 2m POA
TR7730 2m FM TBA
TR9000 £370.00
TR2400 Portable £195.00
PS30 20 1 amp PSU £85.00
Many Trio/Kenwood accessories available

CUSHCRAFT AMATEUR ANTENNA
HF, A3 20/15/10 3 ele beam 8dB £165.00
ATV3 20, 15, 10 Trapped vertical £38.30
ATV5 10.15.20.40.80 Trapped vertical £83.69
214B 14 ele boomer 15-2db £55.77
ARX 2 Ringo Ranger 6dB vertical £28.00
CS100 Speaker £13.00
A144-4 ele Yagi £18.25
A144-7 ele Yagi £22.82
A144-1 11 ele Yagi £28.94
ARX2B Ringo Mk11 £33.00
ARB2K Conversion kit RINGO

STANDARD
C7800 70CM special offer £250.00
C78 70cm Portable £219.00
C58 2 mtr Multi Portable £245.00
CPB58 25W Linear £79.50
CPB78 10W 70CM Linear £72.00
CM8 Mobile mount £19.95
CLB Carry case £6.95
Set Nicads £11.00
C230 Charger £7.95


SWAN/CUBIC
102BX 235W + PS5 £799.00
103BX WARC 235W £1000.00
PS6 Power Supply £145.00
150MX Digital SP £500.00
15002 Linear £406.00
ST2A ATU TBA
ST3A ATU TBA
HF Mobile ant £80.00

KB105 10-80mtr 5 band trapped vertical 20' high complete with guy ropes. Excellent value for money *** £77.75 ***
Mkl to Ringo MkII £14.18
FULL RANGE IN STOCK
SAE CATALOGUE
144-10T+Yagi } OSCAR
144-20T+Yagi }
For vertical and horizontal Oscar specials

RECEIVERS ALL ON SPECIAL OFFER - P.O.A.
R1000 Kenwood
FRG7700 Yaesu
FRG7700 Memory
FRT7700ATV £34.00
IC2001L Sony
SEARCH II 2 metre
ALL POA ARE ON SPECIAL OFFER. PHONE HOT LINE *01-556 1415*

Let others make an exhibition of themselves, we'll be open through October - including the Saturday and Sunday of the Leicester Exhibition and we will beat anything Leicester has to offer. If they have got it, we've got it.

ALL ACCESSORIES AVAILABLE - PLUGS SKTS CO-AX 2MTR COLINEAR £31.50, 70CM COLINEAR £31.50

Access 

PRICES INCLUDE VAT AT THE PRESENT RATE OF 15%
OPEN MON-FRIDAY 9:00-5:30, SATURDAY 10:00-3:00. INSTANT HP FACILITY AVAILABLE
EASY ACCESS M2-M11-M1 NORTH CIRCULAR ROAD-EASY PARKING

BARCLAYCARD 
VISA 

COMMUNICATION CENTRE OF THE NORTH

The largest range of communications equipment available in the North. Full range of receivers, transceivers, antennas, power supplies, meters etc.

We are the only official TRIO stockists in the North West. Full range of equipment on display. Guaranteed after sales service.

We can offer a full range of receiver from the SR9 2m **£46.00** to the Drake R7 at **£989**.

We shall be stocking a range of top quality CB equipment when available.

MK II MULTITUNER. In 1977 we introduced our latest design in antenna tuners. This has now been exported to over 75 countries and recommended on Overseas World Broadcasts including HCJB. Will match practically any antenna to most receivers.

£35.00 inc. VAT & POST

Part Exchanges welcome. Second hand lists daily.
Send S.A.E. for details of any equipment.
HP terms. Access/Barclaycard facilities.
Open 6 days a week. 24 Hour Mail Order Service.

Phone 0942-676790.

STEPHENS JAMES LTD.

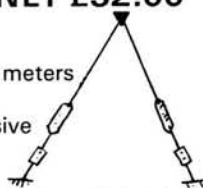
47 WARRINGTON ROAD,
LEIGH, LANCS. WN7 3EA.

M&B RADIO

INVERTED VEE DIPOLES ONLY £32.00

MULTIBAND 10-11-15-20-40-80 meters

- 2kW Handling Power
- Heavy Duty Stranded Non-corrosive & Plastic Coated
- Total Length 26 meters




RADIATION DETECTOR ONLY £2.70

COMPLETE WITH INFORMATION

- Metal Cased
- Quartz Fibre Type
- Contains 3 Lenses
- Only the Size of a Pen

DETECT RADIATIONS BEFORE IT IS TOO LATE



| | |
|--|------------------|
| RACAL RA17L Communication Receiver 500kc/s-30MHz | £125 |
| RACAL RA17 Communication Receiver 500kc/s-30MHz | £100 |
| GEC BRT402K Communication Receiver 150kc/s-30MHz | £75 |
| EDDYSTONE 880 Receivers 100kc/s-31MHz | from £155 |

BOSCH 2.5kV 40uF Capacitors **£8.00** VAT p&p extra.

VAT & P&P EXTRA UNLESS STATED

M&B RADIO 86 BISHOPSGATE STREET
TEL (0532) 35649 LEEDS LS1 4BB

MORSE TUTOR

The uniquely effective method of improving and maintaining Morse Code proficiency. Effectiveness proven by thousands of users world-wide.

- ★ Practise anywhere, anytime at your convenience.
- ★ Generates a random stream of perfect Morse in five character groups.
- ★ D70's unique "DELAY" control allows you to learn each character with its correct high speed sound. Start with a long delay between each character and as you improve reduce the delay. The speed within each character always remains as set on the independent "SPEED" control.
- ★ Features: long life battery operation, compact size, built-in loudspeaker plus personal earpiece.



Price **£49.45**

ACTIVE RECEIVING ANTENNAS

Datong active antennas are ideal for modern broadband communications receivers - especially where space is limited.

- ★ highly sensitive (comparable to full-size dipoles).
- ★ Broadband coverage (below 200 kHz to over 30 MHz).
- ★ needs no tuning, matching or other adjustments.
- ★ two versions AD270 for indoor, mounting or AD370 (illustrated) for outdoor use.
- ★ very compact, only 3 metres overall length.
- ★ professional performance standards.



Prices: Model AD270 (indoor use only) **£42.55**
Model AD370 (for outdoor use) **£56.35**
Both prices include mains power unit.

VERY LOW FREQUENCY CONVERTER

If your communications receiver gives poor results below 500 kHz Model VLF is the answer.

- ★ Connects between antenna and receiver input.
- ★ Converts signals between DC and 500 kHz to the range 28 to 28.5 MHz with low noise and high sensitivity.
- ★ Crystal controlled for high stability.
- ★ Quality construction in diecast aluminium box (size 112 x 62 x 31mm), SO239 connectors, LED indicator, in/out switch.
- ★ Operates from internal 9 volt battery or external supply (5-15 volts DC).

Price: only **£25.30**

Our full catalogue plus further details of any product are available free on request.
All prices include VAT and postage and packing.

DATONG ELECTRONICS LIMITED

Spence Mills, Mill Lane,
Bramley, Leeds LS13 3HE
England.
Tel: (0532) 552461

South West Aerial Systems

10 OLD BOUNDARY ROAD,
SHAFTESBURY, DORSET, SP7 8ND

tel. 0747 4370



The PLUSTRON 5" TVR5D 'Euro TV' features VHF/UHF TV coverage with system B/G/I (5.5/6MHz) sound switching and MW/LW/VHF-FM radio facilities. Operating from internal/external batteries or AC mains, it features good sensitivity and selectivity via its integral whip or external (coaxial socket) aerial input. The receiver is ideal for basic TV and FM DXing. Other Plustron models are available, send SAE for leaflet.

Our comprehensive range of aeriels, amplifiers, filters and accessories for TV/FM DXing, domestic/fringe installations, deflector and 2nd channel reception is detailed in our catalogue. We make our own range of wideband Band 1, Band 2, air/marine PSB aeriels, a CB 1/2 wave dipole, and a customer consultancy service is available to resolve reception problems.

| | |
|--|---------------|
| Plustron TVR5D 5" mono TV (Securicor delivery) | £96.50 |
| SWAS - WB3 Wideband Band 1 (47-68MHz) 3 element yagi | £26.75 |
| Jaybeam ABM8 Wideband Band 3 (175-230MHz) 8 element high gain yagi | £18.20 |
| Wolsey 'Colour King' wideband UHF (470-860MHz) 4 bay bowtie aerial | £21.75 |
| Babani BP52 (2nd edition) Roger Bunney's book on DXTV technique/practice | £2.35 |
| BATC 'Amateur Television Handbook' (3rd edition), ATV technique/practice | £2.35 |

All prices include VAT, carriage and packing. Include SAE with ALL enquiries. Our comprehensive catalogue costs 45p.



Fig. 1 (H. Nykvist)




Fig. 2 (H. Nykvist)



Fig. 3 (H. Nykvist)



Fig. 4 (B. Renforth)



Fig. 5 (G. Garden)



Fig. 6 (G. Garden)




Fig. 7 (R. Ham)




Fig. 8 (S. Faulkner)




Fig. 9 (D. Appleyard)

DXTV QSL card in answer to a report he sent to Radio Denmark about their signals he received on Chs. E3 and 4.

During the sporadic-E events between 0915 and 1215 on August 21, 23, 25 and 27, T. Amp, London, received pictures on Chs. R1 from Budapest, R2 Bucharest, E2 Spain, E3 Norge Gamlem and E4 Yugoslavia. On the same days, Brian Renforth, Chippenham, had similar results with the addition of Austria, Czechoslovakia, Sweden and the USSR. Like most of us, Brian was surprised to see the sporadic-E season run into September and on the 2nd and 5th he received perfect pictures and sound from RTVE Spain, including a cartoon programme, adverts for Ajax, Fanta, Paper-Mate and Zanussi followed by the American programme, *BJ and the Bear* dubbed into Spanish. Fellow TV columnist, Henrik Nykvist, Kungsbacka, Sweden, arrived home from holiday on August 15, switched on and found extra strong pictures from RTVE and watched a series of cartoons, adverts and a disco show called *International Competition*. At 1650, the signal was so strong that Henrik could read the maker's name on the

microphone that the man on the screen was using. During the sporadic-E season, Henrik received pictures from Germany, Italy and the USSR, Figs. 1, 2 and 3.



Fig. 10: DXTV QSL from Radio Denmark received by Simon Hamer

While I was receiving a strong colour test card from Norge Melhus around 0900 on August 16, David Appleyard, Uppsala, Sweden, received a test card, Fig. 9, from Radio Telefis Eireann RTE 1 on Ch. B

53.75MHz from 1010 to 1050 using his 8in National portable receiver with its own rod antenna mounted on the windowsill of his fourth floor flat.

Tropospheric

Conditions were generally good for Bands III and V between August 24 and September 7 when I received pictures from the IBA transmitter at Lichfield on Ch. 8, a test card from BRT UTU-1 Belgium on Ch. E10 and a strong colour test card from Radio Telefis Eireann on Ch. H at 0910 on the 26th. RTE was first received in monochrome on the back of my beam and then came up in brilliant colour when I turned my antenna toward it.

From Warwickshire, Nick Brown, received Yorkshire Television on Chs. 25 and 47, Tyne Tees on Ch. 29, HTV Wales on Ch. 49 on the 28th and the test card PTT-NED 2 on Ch. 27 on September 3rd. During the period, T.Amp received u.h.f. pictures from Belgium, Holland and Germany and saw such station identifications as BRT-UTU 1, PTT-NED 2, Dortmund ZDF, Wesel ZDF and DBP-WDR-3.




Fig. 11: The author's new antenna installation for DXTV

Amateur Television

Tropospheric conditions were very good for Amateur TV signals on September 6 when the 70cm band was open for most of the day. Around 1100, **Andrew Emmerson**, author of *TV On The Air* in the British Amateur Television Club's journal *CQ-TV*, G4IMO and G8UWS all exchanged strong pictures with stations in Belgium. It is obvious from Andrew's column that the number of ATV enthusiasts is growing rapidly so if any of my readers are interested in this fascinating subject they should write to Andrew at 4 Mount Pleasant, Blean Common, Canterbury, Kent, CT2 9EU.

SSTV

"Band conditions were quite noticeably changing around mid-August" writes **Sam Faulkner**, Burton-on-Trent, who received SSTV pictures from LU5AN on 28.680MHz at 1800 on August 15, 16 and 30. Between 1315 and 1530 on the 30th, Sam logged pictures from ZS6BNT, ZS6BQT, ZS6BTD and ZS6PP and his first Stateside signal of the new active season on 10m, came at 1645 from WB1SAI followed by KA4H and KC4TV. At 1630 on September 6, Sam received excellent video from EA8RX who was using a "light pen" while in QSO with I7PQD and at 2100 on the 7th he received pictures from W4CFM.



Fig. 12: Sanyo 9300PN used by the author' (picture supplied by Sanyo)

Other Stations

Ed Baker, Cramlington, uses a Baird receiver fed by a rotatable dipole at 9m a.g.l. and despite his camping activities and working overtime, he managed to log television pictures from Czechoslovakia, Hungary and the

USSR on Ch. R1, Austria on Ch. E2 and Norway, Spain and Sweden on Ch. E3 during August.

Wenlock Burton, Melbourne, Australia, says that their amateur TV transmitters are generally between 10 and 15 watts and are designed and supplied by a local amateur.



Fig. 13: George Garden's u.h.f. antenna

"We were able to watch the Royal Wedding on 4 out of 5 of our local channels" writes Wenlock and adds that their new Ethnic Service operates in Band I on Ch. 0 46.25MHz and on Ch. 28 u.h.f. and is available on the same channels in Sydney.

George Garden, a keen u.h.f. DXer, directs his 46 element Jaybeam antenna toward the east coast through a window of his 5th floor flat, Fig. 13, in Bracknell and feeds the signal to a Labgear pre-amplifier and then to a 20in ITT colour receiver. When conditions are good, George can receive signals from ATV's Waltham transmitter on Ch. 61, a distance of about 145km, Fig. 5, which is not possible under normal conditions. George, who normally

watches the IBA from London and Southern Television, enjoys many of ATV's programmes and during a lift will often use his National Panasonic video recorder and replay the pictures later, Fig. 6, or photograph them with his Kodak Retinette 1B camera. Last November, George received pictures from Belgium, Holland and Germany and when he wants to see pictures from his native Scotland, he takes his big antenna and a Sanyo 10in colour portable to a spot near his home, some 427m a.s.l. and tunes to STV. During one of these expeditions he received pictures from HTV and Mendip.

My two station changes proved very worthwhile during the 1981 sporadic-E season. First came a new set of antennas, Fig. 11, forced on me by a March gale and then the addition of a Sanyo 9300PN video recorder, Fig. 12, to the DXTV equipment. Although the Antiference MH311 antenna usually points toward the east, the rotator is used especially when signals are coming from Iceland, Ireland or Scandinavia. The single coaxial feeder from the antenna is connected to an Antiference XS3 wideband distributor which in turn feeds a R216 v.h.f. communications receiver, a JVC 3060 multiband TV receiver and the video recorder. The general layout of the Sanyo recorder met my requirements because all its main controls are on the front panel which allows the machine to stand on a high shelf. It has two outputs, one via Ch. 35 on a standard u.h.f. receiver and the other for a video monitor which means the recorder, especially with each of its 8 station selectors tuning through Bands I, III and V, can be used as a super front end for TVDX. Normally I keep the buttons tuned to Chs. E2, R1, R2, E5, E10 and our local BBC 1, 2 and Southern Television. The machine really proved its worth on the occasions when the DX was coming thick and fast because it could be left recording on one channel, say R1, while the DX on other channels could be seen on another receiver. The video tape can be played back later and photographs taken as required, Fig. 7.

PW EXE PARABOLIC DISH OFFER



The antenna system designed for the *PW Exe* uses a specially designed and spun aluminium dish and arrangements have been made for the supply of this special item to our readers.

Although designed primarily for the *PW Exe* project, this 128mm focal length, 460mm black anodised aluminium parabolic dish should be useful for many other projects in the future, some of which are more than just "pie in the sky".

The special offer price is £7.50 if collected direct from *PW* offices. Post and packing is £2.00 for one dish and £2.50 for two dishes. Please make your cheques or postal orders payable to IPC Magazines Ltd.

All enquiries and orders to the Editorial offices at Poole.

INDEX

Volume 57
JANUARY TO DECEMBER 1981



COMMENT

| | | |
|---------------------------|----|------|
| Inferior Beings? | 17 | Jan |
| When All Else Fails | 17 | Feb |
| Pot Pourri | 17 | Mar |
| Round the Clock | 19 | Apr |
| It's Coming | 17 | May |
| Changes | 17 | June |
| Cracking the Code | 17 | July |
| Who's Kidding Who? | 17 | Aug |
| VHF for All | 17 | Sept |
| Value for Money | 19 | Oct |
| Patience | 19 | Nov |
| Freedom? | 19 | Dec |

CONSTRUCTIONAL—General

| | | |
|---|--------|--------|
| A Cheap and Cheerful Amplifier by J. A. Brett . | 60 | Mar |
| Accented Metronome by R. A. Penfold | 31 | Feb |
| Auto Cut-out Power Supply by R. A. Penfold .. | 18 | July |
| Back-up Power Supply Unit for Portable Radios by Keith Cummins | 60 | Jan |
| Boat Engine Hours Counter by F. C. Judd | 70 | Apr |
| Kindly Note | 72 | July |
| Delta Beams for 10 and 15m by F. C. Smith... | 62 | Mar |
| Morse Tutor by Ian Hickman | 48 | Feb |
| Power Supply for Vintage Radios by G. Thompson | 32 | Aug |
| Sleep Timer by R. A. Penfold | 50 | Oct |
| Supplementary Car Audio Amplifier by Keith Cummins | 62 | June |
| Switching-up Regulator by D. L. H. Smith | 66 | Mar |
| Tape/Slide Controller by Fred Judd | Part 1 | 20 Jan |
| Part 2 | 69 | Feb |
| Kindly Note | 25 | Apr |
| Ultra-fast Stereo Peak Indicator by G. S. Macauley | 56 | May |

CONSTRUCTIONAL—Receiving

| | | |
|---|----|------|
| Active Receiving Antenna by M. Tooley & D. Whitfield | 52 | Mar |
| Kindly Note | 25 | Apr |
| | 54 | Aug |
| Beginner's Short Wave Receiver by R. J. Howgego | 44 | Sept |

| | | |
|--|--------|--------|
| Crystal Calibrator by R. A. Penfold | 20 | Dec |
| HF Converter by M. Tooley & D. Whitfield | 49 | Nov |
| Q-Multiplier and Spiral Loop Antenna by G. S. Maynard | 20 | Mar |
| "Sherborne" Synthesised AM/FM Tuner by W. S. Poel | Part 4 | 70 Jan |
| Synchronous Detector by R. Myers | Part 1 | 58 Dec |
| VHF Pre-amplifier for Band II by Ian Hickman . | 68 | June |
| Kindly Note | 55 | Dec |
| Winding Reproduction Vintage Coils by B. C. Howard | 30 | Aug |
| "Winton" Stereo Tuner by E. A. Rule | Part 1 | 51 Apr |
| Part 2 | 60 | Nov |
| Part 3 | 43 | Dec |
| 70cm/2m Receive Converter by Trevor P. Hopkins | 20 | Nov |

CONSTRUCTIONAL—Transmitting

| | | | |
|--|--------|------|------|
| "Exe" Microwave Transceiver by Dick Ganderton & John M. Fell | Part 1 | 41 | June |
| Part 2 | 32 | July | |
| Part 3 | 20 | Aug | |
| and by Owen Cockram | Part 4 | 40 | Sept |
| "Helford" HF SSB Transceiver by Vic Goom | Part 3 | 44 | Jan |
| Part 4 | 42 | Feb | |
| Part 5 | 41 | Mar | |
| Part 6 | 38 | Apr | |
| "Nimbus" Modular 2m Transceiver by M. Tooley & D. Whitfield | Part 8 | 52 | Jan |
| Part 9 | 58 | Feb | |
| Part 10 | 28 | Mar | |
| Speech Processor for FM Transmitters by James M. Bryant & Peter E. Chadwick ... | 31 | July | |
| "Stour" Top-Band Transceiver by David G. Barrell | Part 1 | 36 | May |
| Part 2 | 26 | June | |
| Part 3 | 46 | July | |
| Part 4 | 44 | Aug | |
| Part 5 | 38 | Oct | |
| Part 6 | 41 | Nov | |
| SWR Warning Alarm by Stephen Ibbs | 34 | Nov | |

CONSTRUCTIONAL—Test Equipment

| | | |
|--|--------|--------|
| Audible Field Strength Meter by <i>Ted Nield</i> | 33 | Sept |
| Bi-phase Comparator by <i>A. J. Birkenshaw</i> | 20 | May |
| "Twynam" Digital/Analogue Multimeter by <i>M. Tooley & D. Whitfield</i> | Part 2 | 32 Jan |
| Kindly Note | 25 | Apr |
| Part 3 | 24 | Feb |

IC of the MONTH by B. Dance

| | | |
|--|----|------|
| Fairchild μ A 714 Precision Op. Amp. | 27 | Feb |
| TL080 BIFET Op. Amps. | 47 | Mar |
| Plessey SL6310C Audio Amp. | 31 | Apr |
| Hitachi HA11225 & Toko KB4441 FM Receiver Devices | 25 | Sept |

ON THE AIR

| | |
|--|---|
| Amateur Bands by <i>A. E. Dowdeswell</i> | 77 Jan, 74 Feb, 76 Mar, 74 Apr, 67 May, 73 June, 57 July, 62 Aug, 63 Sept, 71 Oct, 69 Nov, 65 Dec |
| MW Broadcast Bands by <i>C. Molloy</i> | 79 Jan, 78 Feb, 82 Mar, 78 Apr, 70 May, 76 June, 62 July, 64 Aug, 65 Sept, 74 Oct, 71 Nov, 69 Dec |
| SW Broadcast Bands by <i>C. Molloy</i> | 83 Jan, 80 Feb, 83 Mar, 80 Apr, 74 May, 79 June, 65 July, 68 Aug, 67 Sept, 77 Oct, 72 Nov, 70 Dec |
| TV by <i>Ron Ham</i> | 86 Jan, 86 Feb, 88 Mar, 87 Apr, 80 May, 83 June, 71 July, 73 Aug, 71 Sept, 80 Oct, 79 Nov, 72 Dec |
| VHF Bands by <i>Ron Ham</i> | 85 Jan, 83 Feb, 83 Mar, 83 Apr, 75 May, 81 June, 67 July, 71 Aug, 69 Sept, 79 Oct, 75 Nov, 71 Dec |

GENERAL INTEREST

| | | |
|---|----|------|
| Air Test (user reports on sets and sundries) | | |
| AR 245 2m Hand-held Transceiver | 67 | Apr |
| Daiwa CN-630 SWR and Power Meter | 22 | July |
| Daiwa CNA-1001 Automatic ATU | 40 | Dec |
| Daiwa RM-940 Infra-red Microphone | 67 | Mar |
| Drae Stabilised Power Supplies | 34 | June |
| HF-60 Handy Frequency Counter | 68 | Apr |
| Icom IC-24G 2m Transceiver | 35 | June |
| JIL SX-200 Scanning Monitor | 65 | Feb |
| JIL SX-200N Scanning Monitor | 26 | Oct |
| LAR Modules VHF Antenna Matching Unit .. | 22 | July |
| Lowe FX-1 Wavemeter | 29 | Sept |
| Microwave Modules MMT432/144 | | |
| Transverter | 48 | Nov |
| Mizuho LA-2X 2m Linear Amplifier | 65 | Feb |
| MM2000 RTTY to TV Converter | 67 | Apr |
| SMC SP4 RF Speech Processor | 68 | Mar |
| Soar FC-841 Digital Frequency Meter | 26 | Aug |
| Sommerkamp TS-802 2m Hand-held Transceiver | 31 | Jan |
| Wood & Douglas 70cm 10W Power Amplifier | 23 | July |
| Yaesu FRG-7700 Receiver Follow-up | 67 | Mar |

| | | |
|--|---------------------------------|---------------|
| All Change! The New Emission Codes | 24 | Aug |
| Amateur Radio and the Disabled | 56 | Dec |
| Amateur Repeaters by <i>J. M. Fell</i> | Part 1 | 18 June |
| Part 2 | 40 | July |
| Assessing the New RAE—The First Two Years by <i>Arthur Harada</i> | 44 | May |
| Audio Power Amplifiers by <i>M. J. Darby</i> .. | Part 2 | 34 Mar |
| Part 3 | 26 | Apr |
| Basics of TV DXing by <i>Roger Bunney</i> | Part 1 | 25 Jan |
| Part 2 | 20 | Feb |
| Follow-up | 34 | Dec |
| CB UK—The Home Office Statement | 18 | May |
| Computers in Radio | | |
| by <i>Mervyn J. Axson</i> | Part 1 | 34 May |
| Part 2 | 51 | June |
| Part 3 | 52 | Aug |
| Constructor's Sketchbook . | 49 Jan, 56 Feb, 40 Mar, 58 June | |
| Dear Sir ... by <i>H. A. Crookes</i> | 24 | Apr |
| Designing with RM Cores by <i>J. B. Dance</i> | 58 | Mar |
| Echoes of the Past by <i>Elaine Howard</i> | 45 | Mar |
| Hotlines by <i>Ginsberg</i> (recent developments in electronics) | 67 | June, 31 Sept |
| IARU Region Conference Report | | |
| by <i>Geoff Arnold</i> | 45 | Oct |
| In Control by <i>Dick Ganderton</i> | 62 | Apr |
| Introducing RTTY by <i>Jeff Maynard</i> | Part 5 | 39 Jan |
| Introducing SSTV by <i>Mervyn J. Axson</i> ... | Part 1 | 41 Aug |
| Part 2 | 20 | Sept |
| Part 3 | 48 | Oct |
| Part 4 | 67 | Nov |
| Part 5 | 32 | Dec |
| LC Calculations Simplified by <i>G. P. Stancey</i> ... | 60 | Dec |
| Mobile Suppression Techniques | | |
| by <i>John M. Fell</i> | Part 1 | 44 Apr |
| Part 2 | 58 | May |
| Mods by <i>Roger Hall</i> (suggestions on modifying amateur equipment) | | |
| No. 3 | 43 | Jan |
| No. 4 | 37 | Mar |
| No. 5 | 61 | Apr |
| Kindly Note | 45 | May |
| No. 6 | 46 | May |
| No. 7 | 22 | June |
| No. 8 | 22 | Aug |
| No. 9 | 51 | Sept |
| No. 10 | 55 | Nov |
| No. 11 | 48 | Dec |
| NiCad Cells—Their Uses and Abuses | | |
| by <i>John Wilson</i> | 20 | Oct |
| Passport to Amateur Radio | | |
| by <i>John Thornton Lawrence</i> | Part 1 | 18 Aug |
| Part 2 | 36 | Sept |
| Part 3 | 64 | Oct |
| Part 4 | 24 | Nov |
| Part 5 | 50 | Dec |
| Radio Special Product Report | | |
| Grundig Satellit K100 | | |
| General Coverage Receiver | 49 | Sept |
| Icom IC-451E 70cm Multi-mode Transceiver | 52 | July |
| Standard C58 2m Multi-mode Transceiver . | 32 | Nov |
| Standard C78 70cm Transceiver | 56 | June |
| Tono θ -7000E Communications Computer . | 62 | May |
| Trio TR-7800 2m FM Mobile Transceiver .. | 66 | Jan |
| Trio TR-8400 70cm Transceiver | 62 | Oct |
| Trio TS-830S HF Transceiver | 58 | Aug |
| Yaesu FT-290R 2m Multi-mode Portable .. | 24 | Dec |
| Yaesu FT-707 HF SSB Transceiver | 22 | May |
| Simple Regenerative & Super Regenerative Receivers by <i>Tore Lundahl</i> | | |
| | 27 | July |

| | | | |
|---|--------|---------|----------|
| Special Product Report | | | |
| RTVC 12 + 12W Amplifier Kit | 50 | Jan | |
| Suppressing and Protecting Thyristors by Ben J. Duncan | Part 1 | 27 | May |
| | Part 2 | 36 | June |
| | Part 3 | 34 | Aug |
| The Craziest Ever Radio Set by Eric Westman . | 23 | Sept | |
| The Key to Morse by Tony Smith | Part 1 | 55 | Oct |
| | Part 2 | 36 | Nov |
| and by Elaine Howard | Part 3 | 29 | Dec |
| Uncle Ed's page | 59 | Jan, 41 | Feb, 33 |
| | | Mar, 23 | Apr, 55 |
| | | May, 39 | July, 39 |
| | | Aug, 61 | Oct, 31 |
| | | Nov | |
| Understanding Receiver Parameters by Peter Chadwick | Part 1 | 34 | Feb |
| | Part 2 | 70 | Mar |
| Using 2 metres by J. M. Fell | 48 | May | |
| Using 70cm by Dick Ganderton & John M. Fell | 32 | Oct | |
| VHF Mobile Antennas by D. O. White | 54 | Sept | |
| YL Column by Elaine Howard | 62 | Jan, 33 | May, 52 |
| | | Sept | |

KINDLY NOTE

| | | | |
|--|----|------|--|
| Active Receiving Antenna, Mar 1981 | 54 | Apr | |
| | 54 | Aug | |
| Boat Engine Hours Counter, Apr 1981 | 72 | July | |
| Frequency Allocation Chart, Mar 1981 | 25 | Apr | |
| "Helford" HF SSB Transceiver, Apr 1981 | 45 | May | |
| Mods No. 5, Apr 1981 | 45 | May | |
| Tape/Slide Controller, Jan/Feb 1981 | 25 | Apr | |
| "Twynham" Digital/Analogue Multimeter, Jan 1981 | 25 | Apr | |
| VHF Pre-amplifier, June 1981 | 55 | Dec | |

Points arising from articles in previous volumes

| | | | |
|--|----|-----|--|
| Beginners' 2m Converter, Sept 1980 | 25 | Apr | |
| "Nimbus" Charger/p.s.u., Oct 1980 | 24 | Jan | |
| "Sherborne" Synthesised AM/FM Tuner, Nov 1980 | 25 | Apr | |
| Oct 1980 | 45 | May | |
| "Tamar" 28MHz Transverter Driver, Sept 1980 | 24 | Jan | |

PRODUCTION LINES by Alan Martin

| | | | |
|--|----|------|--|
| Adcola Products—New Soldering Iron | 37 | Oct | |
| Amateur Electronics UK—70cm Transceiver .. | 28 | Mar | |
| Amateur Radio Exchange— 2m Portable Transceiver | 61 | June | |
| Ambit International—Miniature PCB Relays .. | 42 | May | |
| Antex (Electronics)—New Soldering Irons | 59 | Sept | |
| Antiference—UHF/TV Aerial Amplifier | 64 | Jan | |
| Bankers Box, Record Storage Systems— Storage Bins | 50 | Aug | |
| Black Star Ltd.—Sabtronics Instruments | 39 | Dec | |
| Bib Hi-Fi Accessories—Low Cost Tape Eraser | 40 | Feb | |
| Boss Industrial Mouldings— Small Desk Consoles | 43 | May | |
| Bredhurst Electronics—Antenna Boot Mount . | 57 | Nov | |

| | | | |
|--|----|------|--|
| Catronics—VHF FM Monitor Receiver | 50 | Aug | |
| Cotswold Electronics—Toroidal Transformers | 34 | Oct | |
| CQ Centre—Economy "Slim Jim" Antenna | 56 | Nov | |
| CQ Centre—HB9CV 2m Antenna | 61 | June | |
| Datong Electronics—Receive Converters | 50 | Aug | |
| Edward Fletcher & Partners— Fibre Optic Torch | 36 | Jan | |
| Edward Roland Ltd.—Storage Cases | 43 | May | |
| Eldon Electric—Diecast Enclosures | 59 | Sept | |
| Fidelity Radio—Portable Radio and TV | 30 | July | |
| Fidelity Radio—27MHz FM Transceiver | 59 | Sept | |
| Grundig—Portable Radio | 43 | May | |
| GVB Electronics— 2m Repeater Time-out Indicator | 45 | July | |
| Hadley Sales Services— Telephone Without Wires | 38 | Dec | |
| Hitachi—Mini TV | 64 | Jan | |
| Hitachi—Car Radio Noise Suppressor | 43 | May | |
| Holdings Photo Audio Centre—New DFM | 42 | May | |
| Home Radio— Beginner's Constructional Hamper | 38 | Mar | |
| Jorephani Exports—Manual Cassette Winder . | 64 | Jan | |
| J. Stead & Co. Ltd.— Roller Ratchet Screwdrivers | 40 | Feb | |
| LAR Modules—Trap Dipole Kit and ATU | 56 | Nov | |
| Lascar Electronics—Low-power DPM | 22 | Apr | |
| Lascar Electronics—New Multimeter | 40 | Feb | |
| Lee Electronics—2m Transceiver | 61 | June | |
| Lee Electronics—70cm Transceiver | 38 | Mar | |
| Lowe Electronics—2m Mobile Transceiver | 61 | Sept | |
| Lowe Electronics—70cm Transceiver | 38 | Mar | |
| Lowe Electronics—70cm Transceiver | 61 | June | |
| Marshall's—Photo PCB Supplies | 45 | July | |
| Microwave Modules— Transverters and Linear Amplifiers | 36 | Jan | |
| MuTek Ltd.—144/432/1296MHz Antennas .. | 39 | Dec | |
| Myers Electronic Research— Broadband Synchronous Detection Module | 34 | Oct | |
| Nefab Ltd.—Reinforced Brief Case | 45 | July | |
| Northern Communications—VHF Monitor | 61 | June | |
| OK Machine & Tool—Desolder Pump | 43 | May | |
| Packer Communications—Multi-band Radio .. | 56 | Nov | |
| Packer Communications—2m ATU | 45 | July | |
| Paramo Tools Group—Quality Files | 56 | Nov | |
| Partridge G3CED—Multi-Mini Antenna | 57 | Nov | |
| Rawplug—Useful Tool Rack | 37 | Oct | |
| RF Technology Ltd.— 934MHz CB Transceiver | 39 | Dec | |
| Rhopoint—Microminiature Reed Relays | 34 | Oct | |
| R & S Developments— 2m GaAs FET Pre-amplifier | 20 | Apr | |
| Scopex Instruments— New British Oscilloscope | 34 | Oct | |
| Sinclair Electronics—Signal Generator | 61 | Sept | |
| Sinclair Electronics—40kV Meter Probe | 37 | Oct | |
| SMC Ltd.—HF Base Station | 38 | Dec | |
| Steinel KG—Test Probes | 22 | Apr | |
| Systema Watch Co.—Mini Travel Alarm | 40 | Feb | |
| Tele-Production Tools Ltd.— Miniature Handtools | 57 | Aug | |
| Tempus—Analogue/Digital Watch | 38 | Dec | |
| Tempus—Electronic Organ | 42 | May | |
| Thanet Electronics—2m Mobile Transceivers . | 61 | Sept | |
| Thanet Electronics—2m Transceiver | 20 | Apr | |
| Thurlby Electronics—Low-cost DFM | 57 | Aug | |
| Timstep Electronics—Low-cost DFC Kit | 59 | Sept | |
| TRI-tronic Marketing Ltd.—Mini Drill | 42 | May | |
| T & T Electronics—Speech Processor | 21 | Apr | |
| Uno Sales—PCB Designer's Template | 61 | Sept | |
| Vero Electronics—All Purpose Cutter | 64 | Jan | |
| Vero Electronics—Hand-held Box | 36 | Jan | |

| | | |
|---|----|------|
| Waters & Stanton Electronics—TVI Filter | 30 | July |
| Waters & Stanton Electronics—Welz Meters .. | 57 | Nov |
| West Hyde Developments—Cutting Tools | 21 | Apr |
| West Hyde Developments— | | |
| Economy Keyboard Case | 64 | Jan |
| Wilderman Ltd.—Photo QSL Cards | 30 | July |
| Wintjoy Ltd.—VHF Base Station Antennas | 20 | Apr |
| Wrenpro Systems— | | |
| “Slim Jim Super” 2m Antenna | 22 | Apr |
| Zaerix Electronics—“Tubox” Cases | 37 | Oct |

SUPPLEMENT etc

Gifts

| | | |
|----------------------------------|----|-----|
| Frequency Allocation Chart | | Mar |
| Kindly Note | 25 | Apr |
| Datacard—2m Repeaters | | May |
| Datacard—70cm Repeaters | | Oct |
| Datacard—HF Band Plans | | Nov |

Index

| | | |
|------------------------------|----|-----|
| Volume 57 Jan—Dec 1981 | 77 | Dec |
|------------------------------|----|-----|

Special Features

| | | |
|-------------------------------|--|---------|
| Taking the Lid Off CB | | July |
| Glossary of Radio Terms | | Nov/Dec |

Special Offers

| | | |
|--|----|------|
| “Exe” Parabolic Dish ... 47 June, 23 July, 73 Sept, 76 Dec | | |
| Volt-Check Test Probe | 50 | June |
| Tools Offer | 63 | Dec |

MISCELLANEOUS

| | | |
|--|--|--|
| News—News—News ... 18 Jan, 18 Feb, 18 Mar, 33 Apr, | | |
| 19 May, 25 June, 24 July, 40 Aug, 18 Sept, 24 Oct, | | |
| 64 Nov, 49 Dec | | |

Obituaries

| | | |
|-----------------------------|----|------------------------------|
| Roy Stevens MBE G2BVN | 69 | Dec |
| Out of Thin Air | 64 | Mar, 64 Apr, 23 Aug, 47 Sept |

| | | |
|--------------------------|----|-----|
| RAE Reprint Coupon | 88 | Apr |
|--------------------------|----|-----|

| | | |
|--|----|------------------------------|
| Readers' Letters | 42 | Jan, 34 Apr, 29 Oct, 55 Dec |
| Things People Say | 24 | Jan, 23 Feb, 69 May, 29 Aug, |
| 54 Aug, 73 Aug, 63 Oct, 84 Oct, 62 Dec | | |

SHOW REPORTS


| | | |
|--|----|-----|
| A Visit to Chalk Pits Museum by Alan Martin .. | 27 | Mar |
| PW at Breadboard 80 | 50 | Mar |

PLEASE MENTION
PRACTICAL WIRELESS
WHEN REPLYING TO
ADVERTISERS

Every month is the right frequency

When you're building a major project from a PW design, you want to be sure of getting every issue in sequence! Use this order form for a year's supply to be posted to you.

ANNUAL SUBSCRIPTION RATES (incl. p & p) U.K. and Overseas £13.00. Airmail rates for overseas subscriptions can be quoted on request.



practical WIRELESS

SUBSCRIPTION ORDER FORM

Please send me Practical Wireless each month for one year. I enclose a Sterling cheque/international money order for..... (amount).

PLEASE USE BLOCK LETTERS

NAME Mr/Mis/Miss _____

ADDRESS _____

POSTCODE _____

Make your crossed cheque/MO payable to IPC Magazines Ltd., and post to: Practical Wireless, Room 2613, King's Reach Tower, Stamford Street, London SE1 9LS.

AMATEUR ELECTRONICS UK



Your number one source for
YAESU MUSEN



FT-101ZD Mk.III

YAESU's FT-101ZD with FM is the most popular HF rig on the market thanks to its very comprehensive specification and competitive price. Incorporates notch filter, audio peak filter, variable IF bandwidth plus many other features.

Latest on two!

FT-290R All-mode 2m portable



10 memories, 2 VFO's, LCD display, C size battery, easy car mounting tray, 2.5 watts out.

Latest on seventy!

FT-780R All-mode 70 cm mobile



4 memories, memory and bandscan from microphone, conservative 10 watts out - All the features of the FT-480 on 70 cm.

FRG-7 General coverage receiver



The set with the world-wide reputation. YAESU's famous FRG-7 out-performs many a more expensive set. Rugged and reliable, it features high sensitivity and Wadley loop stability - a delight to use for the established amateur and new SWL alike.

FRG-7700 High performance communications receiver



YAESU's top of range receiver. All mode capability. USB, LSB, CW, AM and FM 12 memory channels with back up. Digital quartz clock feature with timer. Pictured here with matching FR7-7700 Antenna tuner and FRV-7700 VHF converter.

As factory appointed distributors we offer you - widest choice, largest stocks, quickest deal and fast sure service right through -

Amateur Electronics UK
508-516 Alum Rock Road · Birmingham 8
Telephone: 021-327 1497 or 021-327 6313
Telex: 337045



FREE SECURICOR DELIVERY

AGENTS:

NORTH WEST - THANET ELECTRONICS LTD, GORDON, G3LEQ, KNUTSFORD (0565) 4040.
WALES & WEST - ROSS CLARE, GW3NWS, GWENT (0633) 890 146.
EAST ANGLIA - AMATEUR ELECTRONICS UK - EAST ANGLIA, DR T. THIRST (TIM) G4CTT, NORWICH 06925 866
NORTH EAST - NORTH EAST AMATEUR RADIO, DARLINGTON 0325 56963
SOUTH EAST - AMATEUR ELECTRONICS, UK - KENT KEN McINNES, G3FTE, THANET (0843) 291297

OPEN
9.30 - 5.30
Tues - Sat
CLOSED
All day Mon

Sinclair ZX81 Personal Comp the heart of a system that grows with you.

1980 saw a genuine breakthrough – the Sinclair ZX80, world's first complete personal computer for under £100. Not surprisingly, over 50,000 were sold.

In March 1981, the Sinclair lead increased dramatically. For just £69.95 the Sinclair ZX81 offers even more advanced facilities at an even lower price. Initially, even we were surprised by the demand – over 50,000 in the first 3 months!

Today, the Sinclair ZX81 is the heart of a computer system. You can add 16-times more memory with the ZX RAM pack. The ZX Printer offers an unbeatable combination of performance and price. And the ZX Software library is growing every day.

Lower price: higher capability

With the ZX81, it's still very simple to teach yourself computing, but the ZX81 packs even greater working capability than the ZX80.

It uses the same micro-processor, but incorporates a new, more powerful 8K BASIC ROM – the 'trained intelligence' of the computer. This chip works in decimals, handles logs and trig, allows you to plot graphs, and builds up animated displays.

And the ZX81 incorporates other operation refinements – the facility to load and save named programs on cassette, for example, and to drive the new ZX Printer.



New BASIC manual

Every ZX81 comes with a comprehensive, specially-written manual – a complete course in BASIC programming, from first principles to complex programs.

Kit: £49.⁹⁵

Higher specification, lower price – how's it done?

Quite simply, by design. The ZX80 reduced the chips in a working computer from 40 or so, to 21. The ZX81 reduces the 21 to 4!

The secret lies in a totally new master chip. Designed by Sinclair and custom-built in Britain, this unique chip replaces 18 chips from the ZX80!

New, improved specification

- Z80A micro-processor – new faster version of the famous Z80 chip, widely recognised as the best ever made.
- Unique 'one-touch' key word entry: the ZX81 eliminates a great deal of tiresome typing. Key words (RUN, LIST, PRINT, etc.) have their own single-key entry.
- Unique syntax-check and report codes identify programming errors immediately.
- Full range of mathematical and scientific functions accurate to eight decimal places.
- Graph-drawing and animated-display facilities.
- Multi-dimensional string and numerical arrays.
- Up to 26 FOR/NEXT loops.
- Randomise function – useful for games as well as serious applications.
- Cassette LOAD and SAVE with named programs.
- 1K-byte RAM expandable to 16K bytes with Sinclair RAM pack.
- Able to drive the new Sinclair printer.
- Advanced 4-chip design: micro-processor, ROM, RAM, plus master chip – unique, custom-built chip replacing 18 ZX80 chips.



Built: £69.⁹⁵

Kit or built – it's up to you!

You'll be surprised how easy the ZX81 kit is to build: just four chips to assemble (plus, of course the other discrete components) – a few hours' work with a fine-tipped soldering iron. And you may already have a suitable mains adaptor – 600 mA at 9 V DC nominal unregulated (supplied with built version).

Kit and built versions come complete with all leads to connect to your TV (colour or black and white) and cassette recorder.



uter-



Available now- the ZX Printer for only £49.⁹⁵

Designed exclusively for use with the ZX81 (and ZX80 with 8K BASIC ROM), the printer offers full alpha-numerics and highly sophisticated graphics.

A special feature is COPY, which prints out exactly what is on the whole TV screen without the need for further instructions.

At last you can have a hard copy of your program listings – particularly

useful when writing or editing programs.

And of course you can print out your results for permanent records or sending to a friend.

Printing speed is 50 characters per second, with 32 characters per line and 9 lines per vertical inch.

The ZX Printer connects to the rear of your computer – using a stackable connector so you can plug in a RAM pack as well. A roll of paper (65 ft long x 4 in wide) is supplied, along with full instructions.

16K-byte RAM pack for massive add-on memory.

Designed as a complete module to fit your Sinclair ZX80 or ZX81, the RAM pack simply plugs into the existing expansion port at the rear of the computer to multiply your data/program storage by 16!

Use it for long and complex programs or as a personal database. Yet it costs as little as half the price of competitive additional memory.

With the RAM pack, you can also run some of the more sophisticated ZX Software – the Business & Household management systems for example.

How to order your ZX81

BY PHONE – Access, Barclaycard or Trustcard holders can call 01-200 0200 for personal attention 24 hours a day, every day.

BY FREEPOST – use the no-stamp-needed coupon below. You can pay

by cheque, postal order, Access, Barclaycard or Trustcard.

EITHER WAY – please allow up to 28 days for delivery. And there's a 14-day money-back option. We want you to be satisfied beyond doubt – and we have no doubt that you will be.

| To: Sinclair Research Ltd, FREEPOST 7, Cambridge, CB2 1YY. | | | | Order |
|--|---|------|-----------------|------------|
| Qty | Item | Code | Item price £ | Total £ |
| | Sinclair ZX81 Personal Computer kit(s). Price includes ZX81 BASIC manual, excludes mains adaptor. | 12 | 49.95 | |
| | Ready-assembled Sinclair ZX81 Personal Computer(s). Price includes ZX81 BASIC manual and mains adaptor. | 11 | 69.95 | |
| | Mains Adaptor(s) (600 mA at 9 V DC nominal unregulated). | 10 | 8.95 | |
| | 16K-BYTE RAM pack. | 18 | 49.95 | |
| | Sinclair ZX Printer. | 27 | 49.95 | |
| | 8K BASIC ROM to fit ZX80. | 17 | 19.95 | |
| | Post and Packing. | | | 2.95 |

Please tick if you require a VAT receipt

TOTAL £ _____

*I enclose a cheque/postal order payable to Sinclair Research Ltd, for £ _____

*Please charge to my Access/Barclaycard/Trustcard account no. _____

*Please delete/complete as applicable _____ Please print.

Name: Mr/Mrs/Miss _____

Address: _____

FREEPOST – no stamp needed. Offer applies to UK only.

PROW 12


sinclair ZX81

6 Kings Parade, Cambridge, Cambs., CB2 1SN.
Tel: (0276) 66104 & 21282.

60p
3x £1 VOUCHERS INSIDE
AMBIT INTERNATIONAL

The World of RADIO & ELECTRONICS

SUMMER 1981



The most comprehensive 'stock' component catalogue yet. Everything from Z8001's crystals, crystal filters, coils, displays, hardware etc.

CONCISE PARTS CATALOGUE

Three £1.00 Vouchers inside

OUT NOW!

AMBIT'S NEW CATALOGUE

In an attempt to collate and organize our burgeoning ranges of 'stock' components (now over 7000 line items), we have at last produced a 'concise' 80 page parts catalogue to supplement the popular 'Tecknowledgey' series of 'wordy' applications catalogues, which now lists a wide range of basic components - as well as our unique RF and Communications components. The *World of Radio and Electronics* contains everything the informed electronics user needs, at prices which we guarantee will match the lowest on the market for equivalent product.

Prices appear on the page alongside the part numbers, and the catalogue is now updated quarterly - available either direct from here (60p all inc) or at most newsagents and bookstalls where you can find electronics publications. So as well as all the 'run-of-mill' items like resistors, capacitors, hardware, solder etc - you now have the first genuinely complete parts source for the radio, communication, electronics, computer user.

Ambit International
200, North Service Road,
Brentwood,
Essex CM14 4SG

MODULAR ELECTRONICS

95 HIGH STREET SEIZE, Nr CHICHESTER, SUSSEX. TEL: SELSEY (024361) 2916

DISTRIBUTOR FOR SOLID STATE MICROWAVE (THOMPSON CSF) RF PRODUCTS

GCOS

| Type | P/out | Gain | Volts | Freq. | Price |
|--------|-------|-------|-------|--------|--------|
| 2N3866 | 1w | 10dB | 28 | 175MHz | £1.01 |
| 2N4427 | 1w | 10dB | 12 | 175MHz | £1.12 |
| 2N3553 | 2.5w | 9dB | 28 | 175MHz | £1.29 |
| 2N5913 | 2w | 7dB | 12 | 470MHz | £1.77 |
| SD1127 | 4w | 12dB | 12 | 175MHz | £2.84 |
| 2N6080 | 4w | 12dB | 12 | 175MHz | £5.19 |
| SD1143 | 10w | 10dB | 12 | 175MHz | £7.80 |
| 2N6081 | 15w | 8.3dB | 12 | 175MHz | £8.22 |
| 2N6082 | 15w | 5.7dB | 12 | 175MHz | £9.49 |
| 2N6084 | 40w | 4.5dB | 12 | 175MHz | £13.90 |
| SD1428 | 45w | 6.5dB | 12 | 175MHz | £14.80 |
| SD1416 | 70w | 6.7dB | 12 | 175MHz | £28.58 |
| SD1477 | 100w | 6.0dB | 12 | 175MHz | £31.50 |
| 2N5590 | 10w | 5.2dB | 13.6 | 175MHz | £8.98 |
| 2N5591 | 25w | 4.4dB | 13.6 | 175MHz | £8.73 |
| 2N5944 | 2w | 9dB | 12 | 470MHz | £7.47 |
| 2N5945 | 4w | 9dB | 12 | 470MHz | £8.48 |
| SD1135 | 5w | 7.5dB | 12 | 470MHz | £5.72 |
| SD1138 | 10w | 6dB | 12 | 470MHz | £8.55 |
| 2N5946 | 10w | 6dB | 12 | 470MHz | £12.02 |
| SD1088 | 25w | 6.8dB | 12 | 470MHz | £20.24 |
| SD1089 | 40w | 4.3dB | 12 | 470MHz | £27.83 |
| SD1434 | 50w | 6.0dB | 12 | 470MHz | £28.10 |

Ex Equip 2N5070 2.30MHz 25wPEP £2.88
 2N5645 Mot. 12v 470MHz 4W out. £4.50
 2N5914 RCA 12v 470MHz 2w 7dB £4.60
 218BL1 Mul Studless 8LY38 2w 470MHz £3.45
 61387 RCA Studless SMC 12 CTC £3.45
 Free data sheets with all purchases which include typical circuits etc.

LOW NOISE SMALL SIGNAL SEMICONDUCTORS.

| | |
|-----------------------------------|-------|
| BFR90 Mul T Pack 2.5dB N/F 1GHz | £2.82 |
| BFR91 Mul T Pack 2.5dB N/F 1.2GHz | £3.45 |
| BFR34a T Pack 4dB N/F GHz | £2.25 |
| BF766 Low Intermod. T072 | £2.59 |
| SD306 "D" MOS MOSFET | £2.60 |
| 40673 RCA MOSFET | £0.92 |
| BFR90 UHF MOSFET Equip 3SK88 | £1.30 |

UNELCO Cased RF Mica Caps. Following Pfs
 10/20/30/40/50/60/70/80pF £1.61; 100/150/180/250pF
 £1.73; 1000pF £1.84.
 PTFE Sheet 0.25mm 300mm Square £2.30
 PYE 951 170 12v Aerial Relays SPST. Good to 1296MHz.
 Silver Plated. RG43 Type £10.70

Barclaycard or Access on orders above £10.
 POST AND PACKING ADD 50p TO ALL ORDERS.
 Orders sent 1st Class Post where weight permits.
 SAME DAY DISPATCH ON ALL IN STOCK ITEMS.
 Minimum invoiced order to approved customers £15.00.
 ALL PRICES NOW INCLUDE VAT AT 15%

| | |
|---|--------|
| ITT 10 7MHz XTL Filters 25KHz | £8.05 |
| H.P. 5082 2800 Hot Car. Diodes | £1.12 |
| H.P. 5082 2835 Hot Car. Diodes | £0.98 |
| H.P. 5082 3080 Pin Switch Diodes | £0.98 |
| Motorola MC12013L + 10 Prescaler IC with full data/instructions | £11.50 |
| BB103 Varicap Diodes | £0.50 |
| TIP33 £0.58; 2N918 £0.50; BF180 £0.50; BF115 £0.50; | |
| 2N5179 £0.82; BF190 £1.15; ST2110 BSX20/2N369A | £0.30. |

TRIMMERS

Tetter PTFE 1-10pF 44p. DAU PTFE Film 1 to 9pF or 1.5-18pF 34p. Surplus 2.5-25pF 22p.

SPRAGUE (Grade 1) Mica Trimmers (500v) for R.F. Amps. 2.5-7pF 81p. 4-20pF 86p. 7-40pF 86p. 16-100pF 86p. 2.5-150pF £1.09. 40-200pF £1.15.

HEATSINKS single sided ideal for RF amps. Redpoint 6M1 2.6 deg/w £2.20

FINISHED MADE UP AND TESTED EQUIPMENT

PA2 Preamplifier for 2 meters, using the latest UHF stripline MOSFET the BFR90 1" square for fitting in the rig 50Q in/out imp Only £8.05 with instructions.
 PAU2 432MHz Preamp, stripline using the BFR34a 14dB gain N/T < 2dB £8.63.

LINEAR AMPLIFIER MODULES, without Ch/Over. Size 55x92mm with thermal interface 50Q.
 PM2 10 0.4w in 10w out 13.8v £18.40
 PM2 15 1.5w in 15w out 13.8v £19.55
 PM2 25 4w in 25w out 13.8v £20.99
 CPM LINEAR AMPS with full RF Changeover size 82x102mm preamp can be fitted in RK SPEC AS FOR PM Series Specify CPM type and add £7.48 to PM series prices.

PRESCALER BOARD - 10 Size 55x93mm with input amplifier (2x BFR34a) sens 40mV 432mc uses MDT MC120121 IC, 500MHz typ 600MHz. Only £23.00. 5v neg E supply

S.E.M.

BOX 6, CASTLETOWN, ISLE OF MAN.
 TEL: MAROWN (0624) 851277

S.E.M. ACTIVE MULTIFILTER

Will improve ANY receiver on ANY mode. Gives "passband tuning" and "Variable selectivity". Switched Hi-pass, Lo-pass, peak or notch. Selectivity 2.5KHz-20Hz tunable from 2.5KHz to 250 Hz. PLUS another notch which can be used in any switch position also covers 100Hz to 10KHz. TRY ONE ON 14 DAYS APPROVAL £57.00 ex stock.

S.E.M. EZITUNE

"In my fifty years on the air, this is the most useful gadget I've ever seen". Connects in aerial lead, produces S 9+ (1-170MHz) noise in receiver. Adjust A.T.U. for minimum noise. You have now put an exact 50 ohms load onto your transceiver. Fully protected, you can transmit through it, to save your P.A. and stop QRM. £25* ex stock.

S.E.M. TRANZMATCH

The most VERSATILE Ant Matching system. Will match from 15-5000 Ohms BALANCED or UNBALANCED at up to 1kW. Link coupled balun means no connection to the equipment which can cure TVI both ways. SO239 and 4mm connections for co-ax or wire feed. 160-10 metres TRAN Z MATCH £65.00. 80-10 metres £58.00. EZITUNE built in for £15.50 extra. (See above for details of Ezitune). All Ex-stock.

THE SENTINEL AUTO Mk II 2 or 4 metre PRE-AMPLIFIER

These include NEW PROTECTION circuit to give MAXIMUM LEGAL through power rating. Completely new third generation DUAL GATE MOSFET pre-amp giving 1dB N.F. and 20dB gain with GAIN CONTROL and OFF switch (straight through when OFF). The High Q tuned circuits for high selectivity.

Size: 1 1/2" x 2 1/2" x 4" £25.00* ex stock. Without RF Switch £15.

SENTINEL STANDARD Mk II 2 or 4 metre PRE-AMPLIFIER

Same as the AUTO less R.F. switch 12V 5mA. £15.00* ex stock.

PA3

ONE cubic inch miniature 2 metre pre-amplifier. Same circuit as above. £7.95 ex stock.

70cms versions £4.00 extra. Marine Band ex stock. Other frequencies to order.

SENTINEL 2 METRE LINEAR POWER AMPLIFIER/PRE-AMPLIFIER

These units use the latest techniques and transistors for highest reliability and performance. Infinite SWR PROTECTED devices, ULTRA LINEAR, all modes. R.F. switched. Same POWER GAIN at lower drive powers. Supply 13.8v nominal. SO239s. Three models:

- SENTINEL 35** Twelve times power gain. 3W IN 36W OUT. 4 amps. Max. drive 5W. 6" x 2 1/2" front panel, 4 1/2" deep. £57.50 ex stock.
 - SENTINEL 50** Five times power gain. 10W IN 50W OUT. Max drive 16W. Same size as the Sentinel 35. £69.50 ex stock.
 - SENTINEL 100** Ten times power gain. 10W IN 100W OUT. Max drive 16W. Size: 6 1/2" x 4", front panel, 3 1/2" deep. 12 amps. £126.50 ex stock.
- All available less pre-amp for £8.00 less.

SENTINEL H.F. WIDEBAND PRE-AMPLIFIER 2-40MHz 15dB gain. Ideal for 15 and 10 metres and OSCAR OR AN ACTIVE AERIAL 9-12V. Size: 2 1/2" x 1 1/2" x 3". Two versions. 1. STANDARD Performance as above. £10.00* ex stock. 2. AUTO Same performance as above with a change over relay r.f. operated by your transceiver for direct connection in your aerial co-ax. £16.93* ex stock.

FREQUENCY CONVERTERS

SENTINEL DUAL GATE MOSFET 2 METRE CONVERTERS

N.F. 2dB Gain 30dB. IFs 2 metres: 2-4MHz, 4-6MHz, 28-30MHz. 4 metres: 28-28.7MHz, 9-12V. 15mA. £24.73 ex stock.

SENTINEL X 2 METRE CONVERTER Same as above plus mains power supply. £28.80 ex stock. 70cm to 28-30MHz £28.80 ex stock. **SENTINEL L.F. CONVERTER** 10KHz-2MHz IN 28-30MHz OUT. 9-12V. 5mA. £20.80 ex stock. **SENTINEL TOP BAND CONVERTER** 1.8-2.3MHz IN 14-4.5MHz OUT. 9-12V 5mA £20.80 ex stock. **S.E.M. IAMBIC KEYS** The ultimate auto keyer using the CURTIS custom LSICMOS chip. Tune and sidetone switching. £30.00 ex stock. **TWIN PADDLE TOUCH KEY** £12.50.

*Means Belling Lee sockets, add £1.90 for SO239s or BNC sockets. Ring or write for more information. Place orders or request information on our Ansaphone at cheap times.

12 MONTHS COMPLETE GUARANTEE

Prices include delivery. C.W.O. or credit card number for same day service.

MASTER ELECTRONICS NOW!

The PRACTICAL way!


This new style course will enable anyone to have a real understanding of electronics by a modern, practical and visual method. No previous knowledge is required, no maths, and an absolute minimum of theory.

You learn the practical way in easy steps mastering all the essentials of your hobby or to start or further a career in electronics or as a self-employed servicing engineer.

All the training can be carried out in the comfort of your own home and at your own pace. A tutor is available to whom you can write personally at any time, for advice or help during your work. A Certificate is given at the end of every course.

You will **do** the following:

- Build a modern oscilloscope
- Recognise and handle current electronic components
- Read, draw and understand circuit diagrams
- Carry out 40 experiments on basic electronic circuits used in modern equipment
- Build and use digital electronic circuits and current solid state 'chips'
- Learn how to test and service every type of electronic device used in industry and commerce today. Servicing of radio, T.V., Hi-Fi and microprocessor/computer equipment.



New Job? New Career? New Hobby? Get into **Electronics** Now!

FREE!

COLOUR BROCHURE



Please send your brochure without any obligation to

I am interested in:

PW/12/820

NAME _____

COURSE IN ELECTRONICS as described above

ADDRESS _____

RADIO AMATEUR LICENCE

MICROPROCESSORS

LOGIC COURSE

OTHER SUBJECTS _____

POST NOW TO:


BLOCK CAPS PLEASE

British National Radio & Electronics School Reading, Berks. RG1 1BR.

The ROCK KIT

by Dalesford

A highly efficient loudspeaker specially designed for optimum reproduction of rock music from a compact enclosure (510x305x228mm).



Solid bass from an 8" unit with special voice coil/magnet assembly. The ferrofluid filled dome treble unit gives "attack" and presence.

The kit includes drive units and crossover networks, cabinets in easily assembled flat-pack form, acoustic wadding, grille fabric, velcro, nuts, bolts, terminals, etc. The cabinets can be stained or painted or finished with iron-on veneer.

Suitable for amplifiers of 10 - 70 watts per channel.

Price: £73.50 inc. VAT per pr. plus £3.95 carr.



0625 529599

35/39 Church Street, Wilmslow, Cheshire SK9 1AS




Lightning service on telephoned credit card orders!



J. BIRKETT

(Partners: J. H. Birkett, J. L. Birkett)
Radio Component Suppliers
25 The Strait, Lincoln. LN2 1 JF
Telephone: 20767

600MHz DIGITAL FREQUENCY COUNTER Model UK 522. 8 Digit Readout. Complete with Leaflet = £108.



CRYSTAL FILTERS 10.7MHz B.W. ± 7.5KHz = £5 each.
VHF TETTER TRIMMERS 10pf = 18p, AIRSPACED DIFFERENTIAL 10x10pf = 20p.
AIR SPACED VARIABLE CAPACITORS Direct Drive 1" Spindle. 5pf = 75p, 25 - 25pf = 75p, 10 - 10 - 10pf = 75p, 2N 250pf (500pf) = 85p, WITH SLOW MOTION DRIVE 250 - 250 - 20 - 20 + 20pf = 75p.
COX85A GALLIUM ARSENIDE PHOSPHIDE NINE SEGMENT DISPLAY Numbers 1 to 9 Red Light. With data = £1.85.
SUB-MINIATURE AXIAL RED LEDS Type CQY 60 = 20p each.
SLOTTED OPTO SWITCH Infra-Red Source and Sensor £1.50.
MULLARD PHOTO TRANSISTORS BPX 70 = 50p each.
LEAD SULPHIDE PHOTOCONDUCTIVE CELL RPY 75 with data = £3.50.
RPY 75A WITH GERMANIUM FILTER with data = £4.50.
MULLARD SUPER JUMBO ORP12 CADMIUM SULPHIDE PHOTO CONDUCTIVE CELL Type RPY 18. With data = £1.65.
OPTO ISOLATOR 1L-74 with data = 50p.
MULLARD CQY 47A CLEAR RED = 15p each.
TANTALUM BEAD CAPACITORS .1uf 35v.w. = 33uf 35v.w. = 2.2uf 16v.w. = 4.7uf 35v.w. = 6.8uf 35v.w. = 10uf 10v.w. = 10uf 25v.w. = 15p, 22uf 25v.w. = 25p, 33uf 10v.w. = 25p, 47uf 10v.w. = 30p, 100uf 20v.w. = 40p, 330uf 3v.w. = 20p, 470uf 6v.w. = 20p.
MULLARD SUB-MINIATURE DISCS 1000pf 63v.w. = 25p doz.
100 PIV 20 AMP BRIDGES = £1.30
BURNDIPT HAND HELD F.M. TRANSMITTER P.C. BOARD For 432MHz (70cm.) Less Crystal. With connections = £5.50.
EMCAP SUB-MINIATURE DISCS .01uf 100v.w. = 5p each.
POWER TRANSISTORS BU127 200v 10 amp 70MHz = 50p, BU 128 300v 10 Amp 80MHz = 55p, 2N 5039 120v 20 Amp 60MHz = 85p, 2N 6354 150v 10 Amp 80MHz = 85p, 2N 6496 150v 15 Amp 80MHz = 75p, 2N 3789 PNP 60v 10 Amp = 55p.
SPECIAL SUB-MINIATURE LOW PROFILE 12 VOLT RELAY P.C.B. Relay SPCO suitable for Aerial changeover = 60p each.
X BAND GUNN DIODES with data = £1.65.
ADVANCE FILMCAP 10uf 160v.w. Non-Polarised Capacitors = 20p.
FILM TRIMMERS 4pf, 10pf, 20pf, 60pf. All at 15p each.
MULLARD UHF POWER MODULES BFR 64 470MHz 12-24 Volt 4 watt with data = £4, BLW 82 13 volt 30 watt, 470MHz = £9.80, TRW POWER TRANSISTORS PT 4642, 12 volt 2 watt 1200MHz = £2.50, PT 4577, 12 volt, Low Noise 2 watt = £3, VHF POWER BLY 55 175MHz 4 watt 13 watt = £2.50, BLY 97, 175MHz 4 watt 24 volt = £3.
HF TYPES MULLARD 587 BLY 26 to 70MHz, 40 Watt = £3.
MULLARD UHF POWER MODULES BGY 21, 420-470MHz 12 volt 1.2 watt with data = £12, MULLARD MODULE BGY 22C 13.5 volt 2.5 watt with data = £12.50.
LOW NOISE VHF FET 400MHz Type J304 = 30p.
Please add 30p for post and packing. Orders over £3 post free.

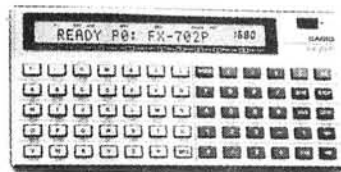
CASIO WORLD BEATERS

World's Most Powerful
BASIC Pocket Computer

FX-702P

RRP
£134.95

ONLY
£119.95




Flattens the Sharp PC1211

Alpha/numeric dot matrix scrolling LCD. Variable input from 1680 steps, 26 memories, to 80 steps, 226 memories, all retained when switched off. Up to 10 programs. Subroutines; 10 levels. FOR:NEXT looping; 8 levels. Debugging by tracing. Editing by moving cursor. 55 built-in functions, including Regression Analysis and Correlation, all usable in programs. Program/data storage on cassette tape via optional FA-2 adaptor, £19.95. Two lithium batteries give approx 200 hours continuous operation, with Auto Power Off. 17x165x82mm (2/3x6 1/2x3 1/4") 176g (6.2oz).

FREE

MICROL PROFESSIONAL PROGRAMMING PACK
supplied free of charge with every FX-702P or FX-602P purchased from us. Only on request, at time of ordering. RRP £9.95.

World's Fastest Programmable?



FX-602P

- ★ LCD alpha/numeric (dot matrix) scrolling display (86 types).
- ★ Variable input from 32 program steps with 88 memories, to 512 steps with 22 memories.
- ★ Memory and program retention when switched off.
- ★ Up to 10 pairs unconditioned jumps (GOTO). Manual jump.
- ★ Conditional jumps and count jumps. Indirect addressing.
- ★ Up to 9 subroutines, 9 levels.
- ★ 50 built-in scientific functions, all usable in programmes.
- ★ PAM (Perfect Algebraic Method) with 33 brackets at 11 levels.
- ★ Program storage on cassette tape using optional FA-1, £19.95.
- ★ Compatible with FX-501/2P.
- ★ 2 lithium batteries. Approx 660 hours use with Auto Power Off.
- ★ 9.6x71x141.2mm. 100g.

ONLY £74.95
(RRP £84.95)

FP-10 MINI PRINTER

For FX-702P, FX-602P, FX-601P, FX-502P, FX-501P
Available soon. Price and delivery on application.

World's Most Versatile
Alarm Chronograph Watch

AX-210

10 alternative displays; over 60 functions
LCD ANALOG display of time, plus:
DIGITAL display of:- Time (12 or 24 hour);
Calendar: Full month calendar (this month and next month); Dual time (12 or 24 hours);
Alarm time: Countdown alarm timer with memory function; Professional 1/100 second stopwatch with laps, etc. Hourly time signal.
Alarm - electronic buzzer or 3 selectable melodies. Rapid forward/backward setting.
9.4x35.4x36mm.

(RRP £34.95)

ONLY £29.95



SHORT FORM CATALOGUE

Available on request. 14p stamp appreciated.

Price includes VAT, P&P. Delivery normally by return of post.
Send cheques, P.O., or 'phone your Access or Barclaycard number to:-

TEMPUS

Dept. PW, FREEPOST,
164-167 East Road, Cambridge
CB1 1DB. Tel. 0223 312866

Kit yourself out with our new catalogue.



It's full of all sorts of exciting possibilities, including a digital barometer. So, if you don't trust the weather forecast, make your own. And get it right.

Like all Heathkits, it contains everything you need, right down to the right kind of solder. Unbeatable comprehensive assembly manual. Diagrams. Highest quality parts. Everything to make a first class professional job. One you'll be proud of. One that will give you far more satisfaction than a ready-made mass-produced shop-bought product can possibly offer.

Because you made it yourself.



To: Heath Electronics (UK) Limited, Dept (PW12/81), Bristol Road, Gloucester GL2 6EE. Please send me a copy of your new catalogue. I enclose 28p in stamps.

Name _____

Address _____

NB: If you are already on the Heathkit mailing list you will automatically receive a copy of the latest Heathkit catalogue without having to use this coupon.

You build on our experience

HEATHKIT

HEATH
ZENITH


A

Active, passive components from A-Z in the new Abacus catalogue. Competitive prices, speedy postal service. Ring 0635 83311.

Z

HEAR MORE

£29.95
inc. VAT
p & p £1.75
add £2.00
for SO239.



SAE for leaflet
Transmitting
Omni-matches
also available

WITH THE SWL OMNI-MATCH

- Better matching
- Clearer signals
- Latest design
- Wider coverage
- Optimised for receiving 200 kHz-30 MHz.
- Improves any antenna/receiver combination.

LAR
MODULES LIMITED

60 Green Road,
Leeds LS6 4JP
Telephone 0532 782224



MIGHTY NINETY PACKS ALL 90p Ea. Inc. VAT.

BUY SIX PACKS AND GET A SEVENTH PACK FREE!
POSTAGE UP TO 4 PACKS 15p PER PACK. 5 PACKS OR MORE POST FREE.

| | | | |
|-------------|---|-------------|--|
| MN1 | 300 ½ watt pre-formed resistors. | MN31 | 15 assorted trimmer caps. |
| MN2 | 200 ½ and ¼ watt resistors. | MN32 | 15 30pF beehive trimmers. |
| MN3 | 100 1 and 2 watt resistors. | MN34 | 25 min. glass reed switch. |
| MN4 | 50 wire wound resistors. | MN40 | 50 polystyrene capacitors. |
| MN5 | 100 metal oxide resistors. | MN42 | 10 BC107 transistors. |
| MN6 | 12 assorted potentiometers. | MN43 | 10 BC108 transistors. |
| MN7 | 25 assorted pre-set resistors. | MN44 | 10 slide switches sp/co. |
| MN8 | 50 assorted electrolytic caps. | MN51 | 10 - 2" red led. |
| MN9 | 100 assorted ceramic caps. | MN52 | 10 - 125" red led. |
| MN10 | 100 mixed caps, poly, ceramic, elect. mica, etc. | MN53 | 20 0-1 mfd 25V ceramic disc. |
| MN13 | 20 assorted transistors. | MN54 | 20 0-01 mfd 25V ceramic disc. |
| MN14 | 40 1N4148 diodes. | MN58 | 2 x CA723 voltage reg. |
| MN22 | 8 - 2" LED's with clips 4 red, 2 yellow, 2 green. | MN61 | 3 x TIP32 transistor. |
| MN23 | 11b nuts, screws, washers, etc. | MN62 | 3 x TIP31 transistor. |
| | | MN63 | 30 mixed polyester caps, C280, Siemens, etc. |

Microwave Modules as described in Practical Wireless "Exe". Project (Wessex Alarms) complete with horn. £8.00 + 50p postage.

CHORDGATE LTD (Dept C)

75 Faringdon Road, Swindon, Wilts. Tel. (0793) 33877

Retail premises at above address.

ON NOW!
DON'T
MISS IT!

GRAND CHRISTMAS SALE!
AT
HOME RADIO LTD
269a HAYDON'S RD., SW19
Our Catalogue still costs £1.50 incl. postage

Hundreds
of Bargains for
callers
Stock up for the
Winter
for a small outlay



When replying to Classified Advertisements please ensure:

- (A) That you have clearly stated your requirements.
- (B) That you have enclosed the right remittance.
- (C) That your name and address is written in block capitals, and
- (D) That your letter is correctly addressed to the advertiser.

This will assist advertisers in processing and despatching orders with the minimum of delay.

Receivers and Components

BRAND NEW COMPONENTS BY RETURN

HIGH STABILITY RESISTORS.
 1W Carbon Film E12 Series 1R-10M. (E24 2R-6M2)—1p
 1W, 1W & 1W Metal Film E12 Series 10R-2M2—2p
METAL FILM 1/4w 1% E12 series 10R to 1M0—3p
CAPACITORS.
MULLARD Min. Ceramic E12 100V 2% 1.8pf. to 47pf.—3p
 2% 56pf. to 330pf.—4p. 10% 390pf. to 4700pf.—4p
Plate Ceramic 50V Wkg. Vertical Mounting.
 E12 22pf. to 1000pf. & E6 1K5pf. to 47Kpf.—2p
Miniature Polyester 250V Wkg. Vertical Mounting.
 0.1—0.15—0.22—0.33—0.47 & 0.68 mfd.—4p
 0.1—5p. 0.15 & 0.22—6p. 0.33 & 0.47—8p
 0.68—11p. 1.0—15p. 1.5—20p. 2.2—22p
ELECTROLYTIC. Wire Ended (Mfds/Volts).

| | | | | | | | |
|---------|----|--------|----|--------|-----|---------|-----|
| 0.47/50 | 5p | 22/25 | 6p | 100/25 | 7p | 470/25 | 11p |
| 1/0/50 | 5p | 22/50 | 6p | 100/50 | 8p | 470/40 | 16p |
| 2/2/50 | 5p | 47/16 | 6p | 220/16 | 8p | 1000/15 | 15p |
| 4/7/50 | 5p | 47/25 | 6p | 220/25 | 8p | 1000/25 | 18p |
| 10/50 | 5p | 47/50 | 6p | 220/50 | 10p | 1000/40 | 35p |
| 22/16 | 6p | 100/16 | 7p | 470/16 | 11p | 2200/16 | 20p |

TANTALUM BEAD SUBMINIATURE ELECTROLYTICS.
 0.1, 0.22, 0.47, 1.0, 2.2 & 35V & 4.7 & 6.3V—14p
 4.7/16V & 25V—15p. 10/16 & 22/6—20p. 10/25—29p
 10/35V, 22/16V, 47/6.3V, 68/3V & 100/3V—30p
 15/25, 22/25, 47/10—35p. 47/16—80p. 220/16—£1.20
Polystyrene 63V Wkg. E12 Series Long Axial Wires.
 10 pf. to 820 pf.—3p. 1000 pf. to 10,000pf.—4p

TRANSISTORS.
 BC107/8/9 10p BC182L 8p 8F197 10p
 BC147/8/9 10p BC184L 8p 8F50/51/52 18p
 BC157/8/9 10p BC212L 8p 8F888 25p
 BC547/8C/9C 7p BCY70 15p 2N2926 7p
 BC557C/8C/9C 7p BF195 10p 2N3055 50p

8 Pin D.I.L. Ic's 741 Op/amp.—18p. 555 Timer—24p
 Holders 8 Pin—9p. 14 Pin—12p. 16 Pin—14p. 18 Pin—16p.
 28 Pin—25p. 40 Pin—30p.

DIODES (p.i.v./amps).
 75/25mA 1N4148 2p 1250/1A 8Y127 10p
 100/1A 1N4002 4p 400/3A 1N5404 14p
 800/1A 1N4006 6p 60/1.5A S1M1 5p
 1000/1A 1N4007 7p 30/150mA AAY32 12p

ZENER DIODES.
 E24 Series 3V3 to 33V 400mW—6p. 1W—14p
 E.L.D.'s 3 mm. & 5 mm. Red—10p. Green, Yellow—14p
 Grommets for 3 mm.—13p. Holders for 5 mm.—2p
FUSES. 20 mm. Glass. 100mA to 5A. Q.B.—3p. A/S.—5p
VOLTAGE REGULATORS.—.5V, .8V, 1.2V, 1.5V 100mA.—35p
 .5V, .8V, 1.2V, 1.5V, 1.8V & 2.4V 0.5A—60p. 1A—65p
PRESET POTENTIOMETERS
 50mW & 1W 100R to 1M0—7p.
PAIRS BATTERY SNAPS PP3—5p. PP9—10p

THE C. R. SUPPLY CO.
 127, Chesterfield Road, Sheffield S8 0RN.
 V.A.T. Inclusive Prices, Postage 15p
 (FREE over £5.00)

AUTOMATIC MORSE DECODER - Low cost, easy build 9v circuit. Accepts audio input or practice key. Gives continuous readout on 12 character alphanumeric display. Send £3.95 plus large S.A.E. for fully detailed 17 page construction data. Parts and p.c.b. available. MacRitchie (Micros), 100 Drakies Avenue, Inverness IV2 3SD.

SMALL ADS

The prepaid rate for classified advertisements is 32 pence per word (minimum 12 words), box number 60p extra. Semi-display setting £10.70 per single column centimetre (minimum 2.5 cms). All cheques, postal orders etc., to be made payable to Practical Wireless and crossed "Lloyds Bank Ltd". Treasury notes should always be sent registered post. Advertisements, together with remittance should be sent to the Classified Advertisement Manager, Practical Wireless, Room 2337, IPC Magazines Limited, King's Reach Tower, Stamford St., London, SE1 9LS. (Telephone 01-261 5846).

NOTICE TO READERS

Whilst prices of goods shown in advertisements are correct at the time of closing for press, readers are advised to check with the advertiser both prices and availability of goods before ordering from non-current issues of the magazine.

BOURNEMOUTH/BOSCOMBE. Electronic components specialists for 33 years. Forrester's (National Radio Supplies) late Holdenhurst Rd. now at 36, Ashley Rd., Boscombe. Tel. 302204. Closed Weds.

BALLARD'S OF TUNBRIDGE WELLS have moved to 54 Grosvenor Road, no lists. S.A.E. all enquiries phone Tunbridge Wells 31803.

VALVES

Radio - T.V. - Industrial - Transmitting
 Projector Lamps and Semiconductors
 We Dispatch Valves to all parts of the world by return of post. Air or Sea mail. 6000 Types in stock. 1930 to 1976. Obsolete types a speciality. List 60p. Quotations S.A.E. Open to callers Monday to Saturday 9.30 to 5.00 closed Wednesday 1.00. We wish to purchase all types of new and boxed Valves, Projector Lamps and Semiconductors.

COX RADIO (SUSSEX) LTD.
 Dept. P.W. The Parade, East Wittering,
 Sussex PO20 8BN
 West Wittering 2023 (STD Code 024366)

VHF CONVERTOR. 45-220MHz. 28-30MHz tuneable IF OP. Highly sensitive unit. £8 inc. p.p. 50-300MHz type £9.50. Sae data, TVDX lists: H. Cocks, Cripps Corner, Robertsbridge, Sussex. Tel. 058083-317.

Southern Valve Co.,

2nd Floor, 6 Potters Road, New Barnet, Herts.
 Tel: 01-440 8641 for current prices & availability, all popular valves stocked. SAE Lists. Cash with order. Same Day Post! Despatch. Telephone afternoons preferred. Not Thursday.
 Valves, Tubes, Aerials etc by LEADING-MAKERS. Send SAE Lists or Phone for current prices. Counter or MAIL ORDER. NO COD. Speedy Despatch assured. No order under £1.
Philip Bearman, 6 Potters Road, New Barnet, Herts.
 Tel: 01-449 1934/5 (1934 Recording Machine).
 Closed Thursday. Telephone for Shop Hours.

MEMORIES 2716 (TMS 2516) Special Offer £3.50. Red LED's 10p + 50p P&P. S.A.E. for lists. T.H.D. Electronics, 90 Longford, Yate, Bristol.

CRYSTALS Brand new high-precision. You benefit from very large stocks held for industrial supplies. All normal freq standards, baud rates, MPU, and all magazine projects inc: HC33/U: 1-0. £3-75. 2.5625 MHz. £3-50. HC18/U: 4-0, 5-0, 6-0, 7-0, 8-0, 9-0, 10-0, 10-7, 12-0, 15-0, 16-0, 18-0, 20-0, 38-6667 MHz. £3-35. Selected freqs stocked in Glider, Marine and 27 MHz bands. Any freq made to order in 8 weeks from £4-10. 2-3 week service available.
FILTERS Your best source for 6 and 8 pole and monolithics for AM, CW, SSB, FM, on 455 kHz, 1-6, 9-0, 10-7, 21-4 MHz, etc.
 Prices inc. VAT and UK post. SAE lists.
P. R. GOLLEGE ELECTRONICS
 G3EDW, Merriott, Somersot, TA16 5NS.
 Tel: 0460 73718

CRYSTALS MADE TO ORDER within 6 weeks. 4-105MHz, wires or pins. £3.90 each inclusive. Hartley Crystals, Green Lane, Milford, Godalming, Surrey GU8 5BG.

WE REPAIR/RESTORE valve type communication receivers with a one year guarantee. For a free quote telephone Corby 61697. Vintage British Radio Components Co., 22 Thurso Walk, Corby, Northants.

Record Accessories

STYLI for Music Centres etc. Free list for S.A.E., includes other accessories. FELSTEAD ELECTRONICS, Longley Lane, Gatley, Cheshire SK8 4EE.

Books and Publications

OUT OF PRINT BOOK SERVICE. 17 Fairwater Grove (E), Cardiff. Send S.a.e. for details.

WORLD RADIO TV HANDBOOK. The world-famous guide to broadcasting schedules, indispensable for serious listeners - £10.49 or state Access/Visa number. Pointsea Research, 25 Westgate, North Berwick, East Lothian.

Aerials

COPPER AERIAL WIRE 14swg hard drawn 70' £5.34. 140' £8.84 inc. VAT. Postage £1.75 T.M.P. Electronics, Supplies, Britannia Stores, Leeswood, Nr. Mold, N. Wales.

G2DYM ANTI-INTERFERENCE ANTI-TVI TRAP DIPOLES TRANSMITTING & S.W.L. MODELS
 Data Sheets Large SAE. Aerial Guide 50p. Indoor and Invisible Aerials £3.50.
 Callers welcome Tel: 03986-215
G2DYM, Uplowman, Tiverton, Devon.

Services

OSCILLOSCOPE repair and calibration. Quick service, competitive rates. W.I.R. Electronics 01-367-6816.

Christmas Gifts

IDEAL XMAS GIFT. FM Radio - Air, TV, CB Receiver. Only £15. FOREMAN'S, 31, Watling Street, Bexleyheath, Kent. Despatched by Return Post.

Courses

COURSES - RADIO AMATEURS EXAMINATION. City and Guilds. Pass this important examination and obtain your licence, with any RRC Home Study Course. For details of this and other courses (GCE, professional examinations, etc.) write or phone - **THE RAPID RESULTS COLLEGE, DEPT JX1.** Tuition House, London SW19 4DS. Tel: 01-947 7272 (9am-5pm) or use our 24 hr Recordacall Service: 01-946 1102 quoting Dept. JX1.

DATONG MORSE TUTOR £5.75 for first month. Keep it longer if you like. Send £20 deposit (or Access/Visa number) to Pointsea Research, 25 Westgate, North Berwick, East Lothian.

PLEASE MENTION PRACTICAL WIRELESS WHEN REPLYING TO ADVERTISEMENTS

Educational

CAREERS in Marine Electronics, Courses commencing September and January. Further details, The Nautical College, Fleetwood FY7 8JS. Tel. 03917 79123.

TELEVISION COMPUTER RADIOCOMMUNICATIONS & RADAR SERVICING

TWO YEAR full-time Modular Diploma course to include a high percentage of practical work.

- ELECTRONIC PRINCIPLES
- MONO TV & CCTV
- COLOUR TV & VCR
- MICROELECTRONICS & DIGITAL TECHNIQUES
- MICROPROCESSORS & COMPUTERS
- RADIOCOMMUNICATIONS & RADAR

Each of the above Modules are 13 weeks in duration. Individual Modules can be arranged for applicants with suitable electronics background.

Tuition fees (UK & Overseas) £1575 per year (i.e. £525 per Module).

Next session starts January 4th.

Prospectus from:

LONDON ELECTRONICS COLLEGE

Dept: PP, 20 Penywern Road,
London SW5 9SU. Tel: 01-373 8721.

Wanted

ELECTRONIC COMPONENTS PURCHASED. All types considered - Must be new. Send detailed list - Offer by return - WALTONS, 55A Worcester Street, Wolverhampton.

RADIO AND TELEVISION ENGINEER requires work anywhere. Also experienced in audio work, holds City and Guilds. Box No. 155.

WANTED. Early model transistorised Sony Model TV990VB in any condition. Telephone 01-242-3732.

ORDER FORM PLEASE WRITE IN BLOCK CAPITALS

Please insert the advertisement below in the next available issue of Practical Electronics for.....

insertions. I enclose Cheque/P.O. for £.....

(Cheques and Postal Orders should be crossed Lloyds Bank Ltd. and made payable to Practical Electronics).

| | | | |
|--|--|--|--|
| | | | |
| | | | |
| | | | |
| | | | |

NAME.....

ADDRESS.....

.....

Company registered in England. Registered No. 53626. Registered Office: King's Reach Tower, Stamford Street, London SE1 9LS.

Service Sheets

G.T. TECHNICAL INFORMATION SERVICE

76 CHURCH ST., LARKHALL, LANARKS.

Any full size service sheet - still only £1 + s.a.e.

Thousands of different sheets & manuals in stock (many of these only obtainable from us)

Repair data your named T.V. £6 (with circuits £8)

Domestic Equipment, exploded diags, circs, etc. in 2 huge binders £26.50

S.A.E. for free newsletter, price lists, any quotation, bargain offers, unique T.V. publications.

2 big catalogues list thousands service sheets/manuals plus £4 vouchers for £2 + large s.a.e.

Complete British Colour TV circuits, etc. in 3 huge binders only £39.50.

Phone: 0698 883334 anytime. Callers 4-6 pm weekdays, Sat. after 10.

30,000 SERVICE SHEETS IN STOCK COLOUR MANUALS ALSO AVAILABLE

TV Monos, Radios £1.25 - Tuners £1.25 - Tape Recorders, Record Players, Transistors from £1.25 - Car Radio £2.00 + S.A.E. - Stereograms, Radiograms from £1.25 - Also Colour available. - State, if circuit will do, if sheets are not in stock. All TV sheets are full length 24 x 12", not in Bits & Pieces. All other Data full lengths. Free Fault Finding Chart or TV Catalogue with order. Crossed P.O.s returned, if sheets not in stock. S.A.E. please.

£2 OLD Valve Radio

C. CARANNA

71, Beaufort Park, London NW11 6BX
01-458 4882 (Mail Order)

For Sale

NEW BACK ISSUES OF "PRACTICAL WIRELESS" available 90p each, post free. Cheque or uncrossed P/O returned if not in stock - BELL'S TELEVISION SERVICE, 190 Kings Road, Harrogate, N. Yorks. Tel. (0423) 55885.

The proprietors of British Trade Marks Nos. 858291 for

JOYMATCH

in respect of radio apparatus and parts thereof and 839458 for

JOYSTICK

in respect of wireless aerials, invite offers for their purchase. JOYMATCH and JOYSTICK are also registered in Australia, Canada, West Germany, New Zealand, South Africa, Sweden and U.S.A. These registrations are similarly available for purchase.

Please reply to Box No. 156.

ICOM 255E, excellent condition, complete & boxed £170.00. Ring Baggett, Bournemouth 420666.

SIGNAL GENERATOR. Grundig transistorized 10Hz to 100KHz £25.00 + £2.50 p+p. Ring Ardglass (0396) 841631.

R1155 WWII RAF RECEIVER V&C internal PSU sound output. Offers. 82 Motherwell Road, Hatlepool, Cleveland.

F.D.K. MULTI-700E 2m FM TRANSCEIVER in brand new condition £150.00 o.n.o. Phone Weybridge (0932) 40966.

SERVICE SHEETS, Radio, TV etc., 10,000 models. Catalogue 25p. plus S.A.E. with orders, enquiries, TELRAY, 5 Henderson Street, Preston PR1 7XP.

BELL'S TELEVISION SERVICES for Service Sheets on Radio, TV etc. £1.00 plus S.A.E. Colour TV Service Manuals on request. S.A.E. with enquiries to B.T.S., 190 Kings Road, Harrogate, N. Yorkshire. Tel. (0423) 55885.

SERVICE SHEETS, Radio, Television, Stereo, etc., from 50p. Catalogue 25p. S.A.E. with orders, enquiries. Hamiltons, 47 Bohemia Road, St. Leonards, Sussex.

Miscellaneous

SUPERB INSTRUMENT CASES by Bazelli, manufactured from P.V.C. Faced steel. Hundreds of people and industrial users are choosing the cases they require from our vast range. Competitive prices start at a low £1.05. Chassis punching facilities at very competitive prices. 400 models to choose from. Suppliers only to Industry and the Trade. BAZELLI, (Dept No. 25), St. Wilfrid's, Foundry Lane, Halton, Lancaster LA1 6LT.

MORSE CODE TUITION AIDS

Cassette A: 1-12 w.p.m. for amateur radio examination.
Cassette B: 12-25 w.p.m. for professional examination preparation. Each cassette is type C90.
Morse Key and Buzzer unit for sending practice.
Price each Cassette (including booklets) £4.75. Morse Key and Buzzer £4.75.
Prices include postage etc. Overseas Airmail £1.50 extra.
MHEL ELECTRONICS (Dept 2), 12 Longshore Way, Milton, Portsmouth PO4 8LS.

QSL CARDS £5.00 P/P S.A.E. 6 x 4" for samples. McLelland, 42, Lancaster Road, Marsh Green, Wigan, Lancs. Tel. 217087.

ADVERTISERS PLEASE NOTE

Our Box Number Service is
NOT
available for Mail-Order
Advertising

Miscellaneous Continued

CENTURION BURGLAR ALARM EQUIPMENT. Send SAE for list or a cheque/PO for £11.50 for our Special Offer of a full sized signwritten Bell Cover, to Centurion, Dept. PW, 265 Wakefield Road, Huddersfield, W. Yorkshire. Access & Barclaycard, Telephone orders on 0484-35527.

ALUMINIUM TUBES FOR AERIALS. Various sizes available. Nerva Metals. 01-904 4647.

THE SCIENTIFIC WIRE COMPANY

PO Box 30, London E.4
Telephone 01 531 1568

ENAMELLED COPPER WIRE

| SWG | 1 lb | 8 oz | 4 oz | 2 oz |
|----------|-------|------|------|------|
| 8 to 29 | 2.76 | 1.50 | 0.80 | 0.60 |
| 30 to 34 | 3.20 | 1.80 | 0.90 | 0.70 |
| 35 to 39 | 3.40 | 2.00 | 1.10 | 0.80 |
| 40 to 43 | 4.75 | 2.60 | 2.00 | 1.42 |
| 44 to 47 | 5.90 | 3.40 | 2.39 | 2.00 |
| 48 to 49 | 15.96 | 9.58 | 6.38 | 3.69 |

SILVER PLATED COPPER WIRE

| | | | | |
|----------|------|------|------|------|
| 14 to 30 | 6.50 | 3.75 | 2.20 | 1.40 |
|----------|------|------|------|------|

TINNED COPPER WIRE

| | | | | |
|----------|------|------|------|------|
| 14 to 30 | 3.85 | 2.36 | 1.34 | 0.90 |
|----------|------|------|------|------|

Prices incl. P&P and VAT. Orders under £2 add 20p.

SAE for list of Copper/Resistance Wire.

Dealer enquiries welcome.

Reg. Office 22, Coningsby Gardens.

C.W.A.S. ALARM. Send now for the latest discount catalogue of Professional Burglar Alarm Equipment. C.W.A.S. Alarm, 11 Denbrook Walk, Bradford BD4 0QS, W. Yorks. Phone 0274 682674.

TELEPHONE ANSWERING MACHINE. Build your own for under £10 plus any cassette recorder. Send £3 for circuit and plans. S. D. Cross, 24 Thorney Road, Streety, Sutton Coldfield, West Midlands.

ICOM TRIO/KENWOOD OWNERS. Very informative separate newsletters. Details S.A.S.E. G3RKC QTHR.

PARAPHYSICS JOURNAL (Russian Translations): Psychotronic Generators, Kirlianography, Gravity Lasers, Telekinesis. Details: SAE 4+9" Paralab, Downton, Wilts.

UK AIRCRAFT FREQUENCIES LIST including spot frequencies of airports, air traffic control services, weather reports, navigation beacons, etc. £1. **UK MARINE FREQUENCIES LIST** including spot frequencies of coast stations, (plus broadcast times) port operations, navigation beacons, etc. £1. **INTERNATIONAL DISTRESS FREQUENCIES CHART** 75p. prices include postage, same day despatch. PLH ELECTRONICS, 20, Vallis Road, Frome, Somerset. BA11 3EH.

TIME WRONG?

MSF CLOCK is ALWAYS CORRECT - never gains or loses. SELF SETTING at switch-on, 8 digits show Date, Hours, Minutes and Seconds, auto GMT/BST and leap year, also parallel BCD output, receives Rugby 60KHz atomic time signals, built-in antenna, 1000KHz range, GET THE TIME RIGHT, only £62.80.

LOSING DX UNDER QRM? DIG it OUT with a Tunable Audio Notch Filter, between your receiver and speaker, BOOST your DX/GRM ratio. 40dB notch, near WEAK DX, £13.80.

V.L.F. 7 EXPLORE 10-150KHz, Receiver £16.50.

SIG. GEN., 10Hz-200KHz, logic and 0-1V sine and square wave outputs, rf harmonics, £16.80.

LINEAR OKAY? Two Tone Oscillator £12.90.

LONG WAVE DX? 100-600KHz Converter to 4.1-4.6MHz, built-in ATU, £15.90.

60KHz RUGBY RECEIVER, as in MSF Clock, serial data and audio outputs, £17.90.

Each fun-to-build kit includes all parts, printed circuit, case, instructions, postage etc, money back assurance so GET yours NOW.

CAMBRIDGE KITS

45 (PZ) Old School Lane, Milton, Cambridge.

ELECTRONIC KITS. Largest range of kits in the U.K. Everything from stroboscopic lights to transmitters, at unbeatable prices. Send S.A.E. for free catalogue to: Easting Electronics (Kits), 64B Hawthorne Road, Winton, Bournemouth.

PRE-PACKED. Screws, nuts, washer, solder tags studding. Send for price list. A1 Sales (PW), P.O. Box 402, London SW6 6LU.

WAVEGUIDE, FLANGES & DISHES. All standard sizes & alloys stock. Special sizes to order. Call Earth Stations, 01-228 7876. 22, Howie Street, London SW11 4AR.

ZX81 MORSE CODE PROGRAM. Send Morse from your ZX81 keyboard. Cassette £2.95. Sullivan, 80 Rectory Road, Redditch B97 4LL.

HART KITS

WINTON TUNER

Complete designer approved kits (including pre-aligned AM front end) will be available from us for this excellent design. Phone or write for your free copy of lists.

WINTON AMPLIFIER

We have taken over the supply of kits for this high performance 'PW' design. Size and appearance match above tuner. Reprints of all articles describing design **85p** VAT and post free.

VFL 910 VERTICAL FRONT LOADING CASSETTE DECK

Very high quality cassette mechanism as used in our Linsley Hood cassette recorder kit. Wow and flutter .09%. Memory counter. Sendust alloy head. 12V DC. Frequency generating feedback servo motor. Oil damped eject. **£31.99** + VAT.

SF925 FRONT LOADING SOLENOID CONTROL CASSETTE DECK

Having full solenoid control of all functions this deck has numerous uses, most obvious is microcomputer drive, particularly since there is a facility to read the tape in the fast modes. Deck is full hi fi quality and is fitted with memory counter, Hall IC for auto stop and stereo R/P head. Price only **£38.90** + VAT.

HART TRIPLE E PURPOSE TEST CASSETTE TC 1

Sets up tape speed, head azimuth and VU level all without test instruments. Fantastic value at only **£2.70** + VAT.

CASSETTE HEADS

We hold large stocks of cassette heads ranging from mono to 4 track for domestic and industrial use including the fabulous HS16 sendust alloy super head at **£8.20** + VAT. Remember your tape machine is only as good as its head. A worn head will lose the high frequency information on the tape and a very worn head will chew up the tape as well. Full technical spec of all heads is in our lists.

Write or phone for your copy of our free lists.

HART ELECTRONIC KITS LTD

Penylan Mill,
Oswestry, Shropshire SY10 9AF.
Tel: 0691 2894
Telex: 35661 HARTEL G.

PCBs FOR PRACTICAL WIRELESS PROJECTS

| | | | |
|----------|-----------------------------|----------|-------|
| Jan. 79 | Sandbank Metal Detector | R035 | £3.81 |
| Mar. 79 | Soundlite Converter | WK001 | £6.63 |
| Jan. 80 | A F Speech Processor | WR068 | £2.68 |
| Jan. 80 | A F Speech Processor | WR067 | £1.00 |
| June 80 | Wide Band RF Pre Amp | WR083 | £2.90 |
| Aug. 80 | Nimbus Base Station Adpt | WR085 | £2.47 |
| Sept. 80 | Transceiver Power Unit | WR095 | £1.00 |
| Sept. 80 | Beginners 2 Meter Converter | WAD634 | £1.38 |
| Feb. 81 | PW Morse Tutor | WR081 | £3.70 |
| Feb. 81 | Tape Slide Controller | Set of 3 | £7.50 |
| Mar. 81 | Active Antenna | WAD784 | £1.20 |
| April 81 | PW Helford 6V Stabiliser | WAD804 | £1.00 |
| April 81 | Boat Engine Hours Counter | WAD788 | £2.70 |
| May 81 | PW Stour | WAD834 | £2.90 |
| June 81 | Car Audio Amp | WAD847 | £1.35 |
| July 81 | Auto Cut-Out Power Supply | WAD853 | £1.90 |
| July 81 | Stour | WR123 | £4.40 |
| July 81 | Stour | WR124 | £4.40 |
| July 81 | Stour | WAD830 | £2.75 |
| July 81 | Stour | WR125 | £5.50 |
| Aug. 81 | Exe. Micro Wave Transceiver | WR126 | £3.90 |

Full range of RS components available.

Please phone for quote.

Please note our new address:

C. BOWES ELECTRONICS LTD.,

28 Stockport Road, Cheadle, Cheshire

Tel: 061-491 1644 ext. 5.

PLEASE SEND CASH WITH ORDER.



"Rubber Duck to Logi Baird, say good buddy, where do I get transistors and I.C.'s for C.B. and R.F. applications?"

"ANGLIA of course!! they are the UK's leading supplier of Motorola & Japanese types"

ANGLIA COMPONENTS

BURDETT ROAD WISBECH CAMBS PE13 2PS

Telephone 0945 63281

Telex 32630



DEACs

VARTA BUTTONS
(1.24V PER CELL)

Size/Cell
4-8V Pack
6-0V Pack
9-6V Pack

225mA DKZ
25mm dia x 9mm
£3-20

—

—

VAT included
P+P 70p per order
RECHARGEABLE
BATTERIES.

600mA DKZ
34½mm dia x 10mm
£5-55
£6-94
£11-10

CYLINDRICAL NICADS HP7 Size (500mAh) £1-00; HP11 (1800mAh) £2-35; HP2 (4000mAh) £3-20; PP3 £4-00; PP3 Charger £5-00; 1 to 4 HP7 nicads charger £7-45.

CONSTANT CURRENT CHARGER - Switched 9mA/25mA/50mA/120mA/200mA/400mA output - charges 1 to 12 nicads - £14-95.

V & F SMALLCRAFT (POPLAR) LTD

38, STONELEIGH ROAD, CLAYHALL, ILFORD, ESSEX IG5 0JD

Tel: 01-550-6642

LIMITED TRADE DISCOUNTS POSSIBLE ON DEACs.

SOUND INVESTMENT



Replacement tape heads from Monolith could mean a big improvement in sound quality from your tape recorder. A full catalogue is available, price 50p, which features a wide range of heads for cassette and reel to reel machines, as well as replacement motors, tape transports, etc.

Universal cassette heads to EIAJ standard, hole centres 17mm apart, 12mm from head face:

| | | |
|----------|---|--------|
| B12-02 | Mono record/playback | £ 4.62 |
| B24-01 | Stereo playback | £ 4.62 |
| B24-02 | Stereo r/p | £ 7.66 |
| B24-07 | Stereo r/p for Dolby systems | £ 9.05 |
| C42RPH20 | Stereo r/p sendust head, suitable for chrome & metal tapes | £10.67 |
| C42RPH04 | Stereo r/p glass ferrite, the ultimate long life, high performance head | £13.34 |
| C42RPS18 | Stereo twin gap r/p long life head for record monitoring | £28.99 |
| C21ES18 | Mono/Stereo erase head | £ 2.13 |
| C44RPH03 | Four channel/track r/p | £15.15 |
| C22ES04 | Twin half track erase | £ 5.43 |

Ex stock deliveries, all prices include VAT. Post and packing 40p.

MONOLITH electronic products

The Monolith Electronics Co. Ltd., 5/7 Church Street, Crewkerne, Somerset TA18 7HR. Tel: 0460 74321. Telex: 46306 MONLTH G.

**ATTENTION FT 101 OWNERS
MAKE YOUR ORIGINAL FT 101 BETTER THAN FT 101E!**

G3LL RF CLIPPER Over 1,000 sold in U.S.A. improves RX plus harmonic distortion-free speech processing - doesn't sound like a "one man pile-up", £35 inc. V.A.T. Very easy to fit, for FT101 Mk 1 - B, state which.

G3LL FM ATTACHMENT. £35 use on 29.6 FM, TX & RX, transvert to 2m (tone burst and rpt shift £12); or listen to legal C.B. 27.5-28MHz Xtal. £3.75 - all for FT101 Mkl - FT101E, not Z/ZD.

G3LL DBM. Replaces first mixer on FT101 Mkl - E, much quieter receiver and doesn't "fall apart" on 40m after dark. £11.50, MkII-E £12, FT101 Mkl version.

FT290 now fitted "listen on input" by us (distributor approved) FT101Z/D, FT480, FT902, FDK, Datong, J-Beam, Lowe, etc. in stock. Securicor delivery possible.

FREQUENCY COUNTERS. Soar FC841 (S.A.E. for P.W. review August/81), £52 inc. mains unit. New 600MHz 9-digit counter £106. S.A.E. details.

HOLDINGS PHOTO/AUDIO CENTRE,
39/41 Mincing Lane, BLACKBURN, BB2 2AF.
Tel: 59595/6. Access/Barclaycard.
Closed Thursday.

COMPONENTS AT REALISTIC PRICES
A random selection from our large range. Lists Enclosed with First Order.

ELECTROLYTICS Rad. Lead. (Voltages stocked to 350V)
1.0/50 5p. 2.2/40 5p. 4.7/35 5p. 10/50 6p 22/16 6p. 47/10 6p. 100/40 9p. 220/10 7p. 470/40 15p. 1000/10 12p. 1000/63 Tag ended can. 50p.

POLYSTYRENE CAPACITORS (Axial Lead)
15p/1.25. 47/1.25. 68/30. 100/25. 150/63. 220/160. 470/25. 680/125 etc. etc. 3p each

RED COATED RADIAL POLYSTYRENES
180p/63. 330/63. 560/63. 680/63

MINIATURE 500V CERAMIC DISCS "p" (50V & 250V Discs also stocked)
2.2p. 10p. 47p. 100p. 220p. 470p. 680p. 1000p etc. etc. 4p each

SILVER MICA
5.6p/350. 27/350. 47/120. 150/63 8p. 220/750. 270/350 10p. 470/250 15p. 4700/500 25p.

HIGH VOLTAGE DISCS
27p/2KV 6p. 100/3.5KV 10p. 150/4KV 11p. 470/3KV 14p. 500/16KV 25p. 1000/1KV 6p. 4700/4KV 15p. .01/1KV 8p. .01/3KV 12p, etc. etc.

CAPACITORS 50V to 10KV
Miniature Polypropylene 6p. Polyester 4p. Polycarbonate 10p.

TANTALUM BEAD CAPS
1/35. 22/35. 33/35. 47/35. 68/35. 1/35 10p. 2.2/16. 3.3/16. 4.7/16 12p. 4.7/35. 6.8/25 14p. 6.8/35 15p. 10/16. 22/6.3 16p. 22/10 20p. 22/16 25p. 33/10. 47/6 25p. 47/16 40p. 100/16 65p. (Also other values on lists).

MISCELLANEOUS
5 pin DIN chassis skts. 180° 10p. 1uF/220V Mains Filter ITT 40p. 15KV Potted Silicon Diode Similar BY176/BY476 55p. 100K Stan. HOR P/SET 9p etc.

FLAMEPROOF CERAMIC WIRE WOUND RESISTORS
4.7 ohm 7w 12p. 120 ohm 3w 8p etc.

THERE IS A FURTHER REDUCTION FOR QUANTITIES OF 10 OFF. SEE LISTS.
Post and Packing, add 50p per order. Post paid on orders over £6.00. Send or telephone for lists. Please add 15% VAT. Mail Order Only.

C. H. J. Supplies,
4 Station Road, Cuffley, Herts. Tel. 01-440 8959.

Technical Training in Radio, Television and Electronics

ICS have helped thousands of ambitious people to move up into higher paid, more secure jobs in the field of electronics—now it can be your turn. Whether you are a newcomer to the field or are already working in the industry, ICS can provide you with the specialised training so essential to success.

Personal Tuition and Guaranteed Success

The expert and personal guidance by fully qualified tutors, backed by the ICS guarantee of tuition until successful is the key to our outstanding record in the technical training field. You study at the time and pace that suits you best and in your own home. In the words of one of our many successful students: "Since starting my course, my salary has trebled and I am expecting a further increase when my course is completed."

City and Guilds Certificates

Excellent job prospects await those who hold one of these recognised certificates. ICS can coach you for:

- Telecommunications Technicians
- Radio, TV Electronics Technicians
- Technical Communications
- Radio Servicing Theory
- Radio Amateurs
- Electrical Installation Work
- Also MPT Radio Communications Certificate

Diploma Courses

- Colour TV Servicing
- Electronic Engineering and Maintenance
- Computer Engineering and Programming
- Radio, TV and Audio, Engineering and Servicing
- Electrical Engineering, Installations and Contracting

Qualify for a New Career

Home study courses for leading professional examinations and diploma courses for business and technical subjects:—

- | | | |
|---------------------|-------------|--------------|
| G.C.E. | Engineering | Purchasing |
| 60 subjects | Farming | Sales |
| at "O" & "A" levels | Heating | Storekeeping |
| Accountancy | Industrial | Work Study |
| Air | Management | |
| Conditioning | Mechanical | |
| Building | | |

POST OR PHONE TODAY FOR FREE BOOKLET.

ICS To: International Correspondence Schools

SINCE 1890
Dept. 276P Intertext House, London
SW8 4UJ or telephone 622 9911

Subject of Interest

Name

Address

Telephone Number


We've actually done it!

Improved on Antex Soldering Irons

Made them tougher, lighter, better for getting into tight corners.

Re-designed the hook to double up as a finger protector and made it detachable.

Of course we kept the Antex efficiency, low leakage and energy saving features. Bits that slide on and off and cover the elements and that superb insulation with a ceramic shaft inside the stainless steel one.



Model C

15 watt stainless steel shaft only.

240 volts and 110 volts

R.R.P. £4.50 plus VAT

Model CCN 15 watt

ceramic shaft only. 240 volts.

R.S.P. £4.70 plus VAT

Model CS 17 watt available for 240, 110, 24 or 12 volts.

R.R.P. £4.50 plus VAT

Model XS 25 watt available for 240, 110, 24 or 12 volts

R.S.P. £4.50 plus VAT

Model XS-BP 25 watt fitted with safety plug. 240 volts.

R.R.P. £5.30 plus VAT

Model CS-BP

17 watt fitted with safety plug. 240 volts.

R.R.P. £5.30 plus VAT

Model TCSU1 Soldering Station

to control the temperature of 24 volt Antex 40 watt XTC or 30 watt CTC miniature irons.

Tip temperature can be set anywhere between 65° and 420°C — 2% accuracy R.R.P. £38.00 plus VAT (complete with either XTC or CTC iron)

The **ANTEX XTC** and **CTC** 24 volt irons fitted with temperature sensors, transparent handles and LED indicators.

R.R.P. £9.75 plus VAT



ANTEX (Electronics) Ltd.

Mayflower House, Plymouth, Devon.
Tel: (0752) 667377 Telex: 45296

MADE IN ENGLAND

Our products are widely distributed by wholesalers and retailers throughout the UK. Please try your local dealer.

Please send literature and price list to:

Name

Address

Telephone

PW 12

All mail to: P.O. Box 3, Rayleigh, Essex SS6 8LR. Tel: Southend (0702) 554155 Sales: (0702) 552911

MARPLIN

ELECTRONIC SUPPLIES LTD.

Easy to build... selling for up to £1,000. Send for our new book giving full construction details. Order as XH55K. Price £2.50 inclusive.



The **Maplin Matinee** Amazing value for only £299.95 plus £99.50 (Carriage Extra)

make it easy... with MARPLIN

In case of difficulty check the coupon below.

On sale now in all branches **WH Smith** price £1.

Over 100,000 copies sold already! Don't miss out on your copy.



in our **CATALOGUE** 320 big pages packed with data and pictures of over 5,500 items

Post this coupon now.

Please send me a copy of your 320 page catalogue. I enclose £1.25 (incl. 25p p&p). If I am not completely satisfied I may return the catalogue to you and have my money refunded. If you live outside the U.K. send £1.68 or 12 International Reply Coupons.

Name _____

Address _____

PW/12/81


- * Same day service on in-stock lines
 - * Very large percentage of our stock lines in stock
 - * All prices include VAT
 - * Large range of all the most useful components
 - * First class reply paid envelope with every order
 - * Quality components—no rejects—no re-marks
 - * Competitive prices
 - * Your money is safe with a reputable company
- On price, service, stock, quality and security it makes sense now more than ever to make **MARPLIN** your first choice for components every time!



For personal service visit one of our stores. Our new store at Hammersmith is conveniently situated near the end of the M4 and the North and South Circular Roads. There is excellent street parking on meters a few steps away and Hammersmith Underground Station is nearby. Call in and see us soon.



HAMMERSMITH in
159-161 King Street
Hammersmith
London W6
Tel: 01-748 0926
(Closed Mondays)



SOUTHEND in
284 London Road
Westcliff-on-Sea
Essex
Tel: (0702) 554000
(Closed Mondays)

MARPLIN make it easy...