

PRACTICAL WIRELESS

FEBRUARY
1977

40p

**THIS
MONTH -
test gear**



**TRANSISTOR
CHECKER**

**AUDIBLE
CONTINUITY TESTER**

DIGITAL IC TESTER

F.E.T. VOLTMETER

PLUS REGULAR FEATURES

RADIO EXCHANGE LTD.

**ALL PRICES
INCLUDE VAT**

NEW EDU-KIT MAJOR



Total Building Costs £9.00
P & P + Ins. 85p.

Completely Solderless Electronic Construction Kit. Build these projects without soldering iron or solder

- ★ 4 Transistor Earpiece Radio
- ★ Signal Tracer
- ★ Signal Injector
- ★ Transistor Tester NPN-PNP
- ★ 4 Transistor Push Pull Amplifier
- ★ 5 Transistor Push Pull Amplifier
- ★ 7 Transistor Loud-speaker Radio MW/LW
- ★ 5 Transistor Short Wave Radio
- ★ Electronic Metronome
- ★ Electronic Noise Generator
- ★ Batteryless Crystal Radio
- ★ One Transistor
- ★ 2 Transistor Radio
- ★ 3 Transistor Radio
- ★ Audible Co. Tester
- ★ Sensitive Pre-

Components include: 24 Resistors ★ 21 Capacitors ★ 10 Transformers
★ 3 1/2in Loudspeaker ★ Earpiece ★ Mica Baseboard ★ 3 12-way connectors
★ 2 Volume controls ★ 2 Slider Switches ★ 1 Tuning Condenser ★ 3 Knobs
★ Ready Wound MW/LW/SW Coils ★ Ferrite Rod ★ 6 1/2 yards of wire
★ 1 Yard of sleeving, etc. Complete kit of parts including construction plans.

VHF AIR CONVERTER KIT

Build this Converter Kit and receive the Aircraft Band by placing it by the side of a radio tuned to Medium Wave or the Long Wave Band and operating as shown in the instructions supplied free with all parts. Uses a retractable chrome plated telescopic aerial, Gain Control, V.H.F. Tuning Capacitor, Transistor, etc.




All Parts including Case and Plans. **£3.95**
P & P and Ins. 45p.

NEW ROAMER TEN MODEL R.K.3.

MULTIBAND V.H.F. AND A.M. RECEIVER 13 TRANSISTORS AND FIVE DIODES QUALITY 5" x 3" LOUDSPEAKER

WITH Multiband V.H.F. section covering Mobiles, Aircraft, T.V. Sound, Public Service Band, Local V.H.F. Stations, etc. and Multiband A.M. section with Airspaced Slow Motion Drive Tuning Capacitor for easier and accurate tuning, covering M.W.1, M.W.2, L.W. Three Short Wave Bands, S.W.1, S.W.2, S.W.3, and Trawler Band. Built in Ferrite Rod Aerial for Medium Waves, Long Wave and Trawler Band, etc. Chrome Plated 7 section Telescopic Aerial, angled and rotatable for peak Short Wave and V.H.F. reception. Push Pull output using 600mv Transistors. Gain, Wave-Change and Tone Controls. Plus two Slider Switches. Negative Feedback circuit and **SPECIAL POWER BOOSTER SOCKET AND RESISTOR**, to virtually double gain if required. Powered by P.P.9.9 volt battery. Complete kit of parts including carrying strap, Building Instructions and Operating Manuals.



£13.99 Including Post and Packing

Case Enclosure Kit (if required) £1.80 Inc. P & P.

POCKET FIVE


NOW WITH 3" LOUDSPEAKER
5 Tuneable wavebands, M.W., L.W., and Trawler Band, 7 stages, 5 transistors and 2 diodes, supersensitive ferrite rod aerial, attractive black and gold case. Size 5 1/2" x 1 1/4" x 3 1/4" approx.



Total Building Costs **£3.60**

All Parts including Case and Plans. P & P + Ins. 60p.

NEW Everyday Series



Build this exciting new series of designs.

E.V. 5. 5 Transistors and 2 diodes. MW/LW. Powered by 4 1/2 volt Battery. Ferrite rod aerial, tuning condenser, volume control, and now with 3" loudspeaker. Attractive case with red speaker grille. Size 9" x 5 1/2" x 2 1/2" approx. All parts including Case and Plans.

Total Building costs **£4.30** P & P + Ins. 70p.

E.V. 6. Case and looks as above. 6 Transistors and 3 diodes. Powered by 9 volt battery. Ferrite rod aerial, 3" loudspeaker, etc., MW/LW coverage. Push Pull output.

All parts including case and plans.

Total Building costs **£4.95** P & P + Ins.

E.V. 7. Case and looks as above. 7 Transistors and 3 diodes. 5 1/2" wavebands, MW/LW, Trawler Band SW1, SW2, SW3, powered by 9 volt battery. Push Pull output. Telescopic aerial for short waves. 3" Loudspeaker.

All parts including Case and Plans

Total Building costs **£6.95** P & P + Ins. 70p.

ELECTRONIC CONSTRUCTION KITS

ECK2 Self Contained Multi-Band V.H.F. Receiver Kit. 8 Transistors and 3 Diodes. Push/Pull output. 3" Loudspeaker. Gain Control. Superb 9 section swivel ratchet and retractable chrome plated telescopic aerial, V.H.F. Tuning Capacitor, Resistors, Capacitors, Transistors, etc. Will receive T.V. Sound, Public Service Band, Aircraft, V.H.F. Local Stations, etc. Operates from a 9 Volt PP7 Battery (not supplied with kit). Complete kit of parts including construction plans


£7.95 P & P and Ins. 70p



ECK4 7 Transistors, 6 tuneable wavebands, MW, LW, Trawler Band, 3 Short Wave Bands. Receiver Kit. With 5" x 3" Loudspeaker.

Push/Pull output stage, Gain Control, and Rotary Switch. 7 Transistors and 4 Diodes. 6 section chrome-plated telescopic aerial. 8" Sensitive Ready Wound Ferrite Rod Aerial. Tuning Capacitor, Resistors, Capacitors, etc. Operates from a 9 Volt PP7 Battery (not supplied with kit). Complete kit of parts including construction plans.

£7.25 P & P and Ins. 70p.




EDU-KIT JUNIOR

Completely Solderless Electronic Construction Kit. Build these projects without Soldering Iron or Solder.

- ★ Crystal Radio Medium Wave Coverage — No Battery necessary.
- ★ One Transistor Radio.
- ★ 2 Transistor Regenerative Radio.
- ★ 3 Transistor Earpiece Radio Medium Wave Coverage.
- ★ 4 Transistor Medium Wave Loudspeaker Radio.
- ★ Electronic Noise Generator
- ★ Electronic Metronome.
- ★ 4 Transistor Push/Pull Amplifier.

All parts including Loudspeaker, Earpiece, MW Ferrite Rod Aerial, Capacitors, Resistors, Transistors, etc. Complete kit of parts including construction plans.

£6.55 P & P + Ins. 60p



TO RADIO EXCHANGE LTD., 61A HIGH STREET, BEDFORD MK40 1SA Tel: 0234 52367.

ALL PRICES INCLUDE VAT Reg. No. 788372

- ★ Callers side entrance "Lavelle's" Shop.
- ★ Open 10-1, 2.30-4.30. Mon-Fri. 9-12 Sat.

I enclose £.....

for

Name

Address

.....

PW/277

PRACTICAL WIRELESS

VOL. 52 NO. 10

ISSUE 840

FEBRUARY 1977

BRITAIN'S PREMIER MAGAZINE FOR THE DO-IT-YOURSELF RADIO AND ELECTRONIC CONSTRUCTOR

EDITOR

Lionel E. Howes, G3AYA

ASSISTANT EDITOR

Eric Dowdeswell, G4AR

ART EDITOR

Peter Metall

TECHNICAL EDITOR

Terry Carter

PRODUCTION & NEWS

EDITOR

Bill Tull

TECHNICAL ARTIST

Alan Martin

SECRETARIAL

Linda Walji

Jill Austin

ADVERTISING MANAGER

01-634 4383

Roy Smith

CLASSIFIED ADVERTISING

01-261 5762

Colin R. Brown

PLEASE NOTE: We do not operate a Technical Query Service except on matters concerning constructional articles published in PW. We do not supply service sheets or information on commercial radios, TV's or electronic equipment.

All queries must be accompanied by a stamped, self-addressed envelope otherwise a reply cannot be guaranteed.

Send letters concerning advertising matters to the Advertising Manager, Roy Smith.

Send letters concerning editorial matters to the Editor, Lionel Howes.

Published by IPC Magazines Ltd.,
Fleetway House, Farringdon Street,
London EC4A 4AD. Tel. 01-634 4444

BINDERS

Binders £2-10 and indexes 45p (inc. VAT) can be supplied by the Post Sales Department, IPC Magazines Ltd., Lavington House, 25 Lavington Street, London, SE1 0PF.

● NEWS & COMMENT

828 LEADER ARTICLE—Customer, he say

828 NEWS . . . NEWS . . . NEWS . . .

835 READERS PCB SERVICE

849 LETTERS—Comments from PW readers

851 NEXT MONTH IN PRACTICAL WIRELESS

861 HOTLINES—Recent Developments—Ginsberg

862 PRODUCTION LINES—Bill Tull

863 THE LEICESTER SHOW—Report

870 KINDLY NOTE—Chromachase part 1, Video Writer part 5—
December 1976 issue

873 ON THE AIR—Amateur Bands—Eric Dowdeswell G4AR
Broadcast Bands SW—Derek Bell
Broadcast Bands MW—Charles Malloy
VHF—Ron Ham, FRAS

● CONSTRUCTIONAL

830 DIGITAL IC TESTER—W. English

836 FET VOLTMETER—N. D. N. Belham G8FCH

841 TRANSISTOR CHECKER—P. D. Maddison

845 AUDIBLE CONTINUITY TESTER—I. Hickman

852 S-DeC PROJECTS No. 3—'Police Car Wailer'—David Gibson

855 ELECTRONIC POLYPHON part 2—M. J. Hughes MA, C.Eng.,
MIERE

864 VIDEO-WRITER part 7—M. J. Hughes MA, C. Eng., MIERE

● OTHER FEATURES

854 TECHNICROSS No. 17 SOLUTION

COPYRIGHT AND QUERIES

© IPC Magazines Limited 1977. Copyright in all drawings, photographs and articles published in "Practical Wireless" is fully protected and reproduction or imitation in whole or in part is expressly forbidden. All reasonable precautions are taken by "Practical Wireless" to ensure that the advice and data given to readers are reliable. We cannot, however, guarantee it and we cannot accept legal responsibility for it. Prices are those current as we go to press.

We regret that we cannot answer technical queries by telephone nor can we provide information or advice on manufacturers' products other than that given in the magazine. We will endeavour to assist readers who have queries relating to articles published but we cannot offer advice on modifications to our published designs. All correspondents expecting a reply should enclose a stamped addressed envelope.

Technical Training in Radio, Television and Electronics

ICS have helped thousands of ambitious people to move up into higher paid, more secure jobs in the field of electronics - now it can be your turn. Whether you are a newcomer to the field or are already working in the industry, ICS can provide you with the specialised training so essential to success.

Personal Tuition and Guaranteed Success

The expert and personal guidance by fully qualified tutors, backed by the ICS guarantee of tuition until successful is the key to our outstanding record in the technical training field. You study at the time and pace that suits you best and in your own home. In the words of one of our many successful students: "Since starting my course, my salary has trebled and I am expecting a further increase when my course is completed."

City and Guilds Certificates

Excellent job prospects await those who hold one of these recognised certificates. ICS can coach you for:

- Telecommunications Technicians
- Radio, TV Electronics Technicians
- Technical Communications
- Radio Servicing Theory
- Radio Amateurs
- Electrical Installation Work
- Also MPT Radio Communications Certificate

Diploma Courses

- Colour TV Servicing
- Electronic Engineering and Maintenance
- Computer Engineering and Programming
- Radio, TV and Audio, Engineering and Servicing
- Electrical Engineering, Installations and Contracting

Quality for a New Career

Home study courses for leading professional examinations and diploma courses for business and technical subjects:—

G.C.E.	Engineering	Purchasing
60 subjects	Farming	Sales
at "O" &	Heating	Storekeeping
"A" levels	Industrial	Work Study
Accountancy	Management	
Air	Mechanical	
Conditioning		
Building		

POST OR PHONE TODAY FOR FREE BOOKLET.

ICS

To: International Correspondence Schools

Dept. 7778 Intertext House, London SW8 4UJ or telephone 622 9911

Subject of Interest.....

Name.....

Address.....

Telephone Number.....



Random FLASHER UNIT
Wired ready for use. Complete with three 100 watt coloured lamps that flash independently at random. **£18.95**



TWIN BANK 6 LIGHT UNIT
(less lamps) LENGTH 14 1/2 inches
B.C. Fitting **£9.55** EACH
E.S. Fitting **£10.35** EACH



Sound to Light MASTER UNIT
600 WATTS PER CHANNEL
£30.95
INCLUDING CHANNEL OUTPUT PLUGS AND MAINS INLET SOCKET



TYPE A SPOT
(less lamp)
B.C. Fitting **£1.95** EACH
E.S. Fitting **£2.12** EACH



TYPE B 3 BANK UNIT
(Less Lamps)
B.C. Fitting **£6.90** EACH
E.S. Fitting **£7.26** EACH



TWIN BANK 12 LIGHT UNIT
Length 31 1/2
(less lamps)
B.C. Fitting **£15.60** EACH
E.S. Fitting **£17.00** EACH



100 WATT SPOT LAMPS
RED, YELLOW, GREEN, BLUE, CLEAR
3 lamps each **£3.54**
B.C. or E.S. Fitting

ALL PRICES INCLUDE V.A.T. and POST & PACKING (These prices apply to the United Kingdom only.)

ALBEN ENGINEERING CO. LTD.,
DEPT. PW THE CRESCENT, WORSTHORNE,
BURNLEY, LANCs. Tel Burnley 20940

Send 20p for illustrated leaflet & price list.

Doram kits

DORAM KITS CONTAIN EVERYTHING DOWN TO THE LAST NUT

WATER ALARM



£3.50

+S

A self contained battery operated unit with a remote sensor, which may be placed in the garden, or bath or anywhere that a warning of the presence of water is required. Extremely useful gadget for busy housewives, gardeners etc. **£3.50+S VAT (Order code 991-811)**

Subject to availability

O'seas orders—add 15% for P+P. All items offered for sale subject to the Terms of Business set out in Doram Edition 3 catalogue, price 60p. The Doram Kit brochure is also available, price 25p. Combined price only 70p which also entitles you to 2 x 25p vouchers each one usable on any order placed to the value of £5.00 or more (ex. VAT).

DORAM ELECTRONICS LTD., P.O. BOX TR8, WELLINGTON ROAD INDUSTRIAL ESTATE, LEEDS LS12 2UF.
An Electrocomponents Group Company

RSC 200 WATT DISCO SYSTEM

100 plus 100 WATT OUTPUT

AT A FANTASTIC LOW PRICE!



Consisting of
 (1) Twin Turntable Console with Pre-Amp and P.U. Cartridges
 (2) 100 - 100 watt Power Amplifier.
 (3) & (4) Pair 100 Watt Loudspeakers including 12" Units Console complete with lid

Rec. Mic. UD150 Cardioid £9-95 extra with system only

40W SYSTEM £99-95. 100W SYSTEM inc. Mic. & H'phones £169-95
 OTHERS UP TO 300 WATTS AT UNBEATABLE PRICES. Send stamp for Free catalogue.

DISCOMAJOR TWIN TURNTABLE POWER CONSOLE £119-95



Twin Full size BSR turntables. Sonotone or Aco's Cartridges with Diamond Styl. Facilities as TD1 Console but with built-in 100 watt Power Amplifier complete with lid. Terms: Deposit £17-65 and 18 fortnightly pymts. £8-69 (Total £133-37)

STEREO VERSION £155 Carr. £3
 or Deposit £25 and 18 fortnightly pymts £8-52 (Total £178-38)

ALL RSC PHONES INCLUDE VAT

RSC PHANTOM 50 COMBO AMP. £59-95


Rating 50 watts. 3 inputs, 2 vol. controls—Bass, Treble Presence. Carr. £1-50 Suitable for Lead or Rhythm Guitar, mic., Radio, Tape etc. Inc. High Flux 12" 50w Speaker. Dep. £8-95 & 8 monthly payments 7-88 (Total £68-89)



POWER (SLAVE) AMP 100W
 Suitable for use with DISCO-Consoles. Also for increasing output of lower-powered Amp. £49-95 Dep. £9-00 and 8 mthly payments of £6-05 (Total £57-40) Carr. £1



TITAN TA/50A 50W AMPLIFIER



Solid state, 3 sep. controlled inputs plus Master control. Bass, Treble & Presence Controls. Vynide covered cat. with corner protectives. List price £60
£49-95
 Terms: Dep. £9 & 8 mthly pymts £6-25 (Total £57-40) Carr. £1



TITAN TA/100A TWIN CHANNEL AMP 100w R.M.S. o/p £69-95
 De-luxe Professional unit with many facilities. Dep. £14-00 & 12 mthly pymts £5-60 (Total £81-20) Carr. £1-50

TITAN TA/50A WITH 70W TWIN SPEAKER UNIT
 Vynide covered. Fitted protective corner pieces. Dep. £18 & 18 fortnightly pymts £4-72 (Total £102-96) Carr. £2-50

TITAN TA/100A with 100W TWIN SPEAKER UNIT £119-95
 For all purposes inc. Bass Guitar. Terms: Dep. £17-95 & 18 fortnightly pymts £6-69 (Total £138-37) Carr. £2-50

RSC TRANSFORMERS, L.F. CHOKES

MIDGET CLAMPED TYPE 200-250v 50 Hz
 250v. (Or 250-0-250v) 60mA 6-3v. 2a. £1-75
STD. UPRIGHT MOUNTING OR DROP-THERO
 250-0-250v. 100mA 6-3v. 4a. 0-5-6-3v. 3a. £4-35
 300-0-300v. 100mA 6-3v. 4a. C.T. 6-3v. £4-35
 1a. for Mullard 610 Amplifier £3-20
 350-0-350v. 100mA 6-3v. 4a. 0-5-6-3v. 3a. £4-35
 350-0-350v. 150mA 6-3v. 4a. 0-5-6-3v. 3a. £4-20
 425-0-425v. 200mA 6-3v. 4a. C.T. 5v. 3a. £9-85
 200mA 6-3v. 4a. 6-3v. 4a. 5v. 3a. £10-00
 450-0-450v. 250mA 6-3v. 4a. C.T. 5v. 3a. £10-45
 250-0-250v. 70mA 6-3v. 2a. 0-5-6-3v. 2a. £2-60
 250-0-250v. 100mA 6-3v. 3-5a. £2-90
 250-0-250v. 100mA 6-3v. 2a. 6-3v. 1a. £2-20
 350-0-350v. 80mA 6-3v. 2a. 0-5-6-3v. 2a. £2-20
 300-0-300v. 100mA 6-3v. 4a. 0-5-6-3v. 3a. £4-35
FILAMENT OR TRANSISTOR POWER PACK
 12v. 1a. £1-10. 6-3v. 1.5a. £1-08. 6-3v. 2a. £1-10.
 6-3v. 3a. £1-70. 6-3v. 6a. £2-60. 12v. 3a. or 24v. 1.5a. £2-60
 0-9-18v. 11a. £2-20. 0-12-24-42v. 2a. £3-19
CHARGER TRANSFORMERS
 0-12v. 11a. £2-00; 21a. £2-20; 32a. £2-32; 5a. £2-84. 6a. £3-19; 8a. £3-48

FULLY GUARANTEED. Impreg. and interleaved where necessary. AUTO (STEP UP/STEP DOWN) TRANSFORMERS 0-110/120V 200-200-250v. 80w. £2-90; 150w. £5-20; 250w £8-37; 500w £9-84.
OUTPUT TRANSFORMERS
 Pentode 5000 or 7000 to 3Ω £1-12; Push Pull 8w EL84 to 3 or 15Ω £1-68; 12w 6V6 to 3 or 15Ω £2-61; EL84 to 3 or 15Ω 12w £2-61; Ultra Linear for Mullard 510 etc. 24-35; 18w. sect. wound 6L6, K766 etc. to 3 or 15Ω £3-71; 20w. sect. wound EL34, 6L6, K766 etc. to 3 or 15Ω £2-37.
L.F. CHOKES 150mA, 7-10H, 250Ω £1-28; 100mA, 10H, 200Ω £1-10; 60mA, 10H, 400Ω 41p.

£209-95

Terms: Dep. £48-95 and 12 monthly payments £16-70 (Total £248-35)
 * ILLUMINATED P.U. ARMS
 * FULL SIZE B.S.R. Turntables
 * SEPARATE MAINS SWITCHES for L. & R. Turntables
 * NEON MAINS INDICATORS for all three switches
 * INPUTS (Each with its own SLIDER Control) for Mic & Tape
 * MASTER BASS, TREBLE and VOLUME CONTROLS
 * FADE IN/FADE OUT SLIDER MIXER Controls for each Turntable

TDIM DISCO CONSOLE

Incorporating twin BSR MP60 type turntables and Sonotone or Aco's Cartridges with diamond styl. Separate Vol. controls for each turntable. Also MONITORING FACILITIES plus Treble and Bass Controls. Separate input for 'mike' with vol. control. Black Vynide covered Cabinet with lid. Or DEP. £14-95 and 18 fortnightly pymts. £5-58 (Total £115-39) Carr. £1-50
£99-95
TD2S STEREO VERSION OF ABOVE £125-00
 Terms DEPOSIT £20 and 18 fortnightly payments £8-89 (Total £144-02) Carr. £2-00



TITAN 100W BASS BINS £99-95

High quality 15" high Flux Bass Unit and J104 Horn Tweeter in folded horn type enclosure to provide amazing level of sound output. List price £144 Terms Dep. £14-95 and 18 fortnightly payments £5-58 (Total £115-39) Carr. £3

FANE HIGH POWER SPEAKERS

Power ratings R.M.S. Cont. 2 YRS GUARANTEE
 *Gauss 14000 Imp 8-15 ohms. Carr. FREE.
POP 33T 12" 33w £13-95 Dual cone. Full range
***POP 50/12" 12" 50w £15-99** Dep for Pair £8-00 and 8 monthly pymts £3-54 (Total £36-32)
***POP 60 15" 60w £25-95** Dep £7-00 & 8 monthly pymts £2-87 (Total £29-96)
***POP 100 18" 100w £44-95** Dep £10-00 & 8 monthly pymts £5-17 (Total £51-36)

TITAN GROUP/DISCO SPEAKERS

Rating RMS	List Price	RSC Price
T12/35 12" 45w	£15-80	£10-95
T12/60A 12" 60w	£21-00	£12-85
T12/100 12" 100w	£26-00	£13-95
T15/60 15" 60w	£26-00	£13-99
T15/70 15" 70w	£28-00	£13-95
T15/100 15" 100w	£41-00	£22-95
T18/100 18" 100w	£47-00	£23-95

Impedance 8-15 ohms

MODEL	MONTHLY DEPOSIT	TOTAL
Model T12/35 (Pair)	£5-50 & 8 at	£22-50
Model T12/60A (Pair)	£7-50 & 8 at	£31-00
Model T12/100 (Each)	£5-50 & 8 at	£24-94
Model T15/60 (Each)	£4-50 & 8 at	£23-06
Model T15/70 (Each)	£5-00 & 8 at	£23-96
Model T15/100 (Each)	£7-00 & 8 at	£33-38
Model T18/100 (Each)	£7-95 & 8 at	£37-47

CABINETS FOR ABOVE SPKRS £10-95
 Heavy duty. Beautifully finished FROM in black Vynide with Vynair fronts fitted protective corner pieces. Various sizes and cut-outs.

GUARANTEED FOR 5 YEARS
FANE CRESCENDO SPEAKERS FULL RANGE AVAILABLE AT ALL BRANCHES

HI-POWER TWEETER

Response 3KHz-20KHz with 2 mid. Non elect. filter available 5sp. Rating 50 Watt
£6-95

INTEREST REFUNDED ON CREDIT PURCHASES SETTLED IN 3 MONTHS

TITAN H.F. UNIT

A super sensitive 8 unit 70w Rating 4-15 kHz. Use with pair 15 12" or single 8 15" Drive unit.
£27-95
 Carr 75p

FAL SOUND-TO-LITE UNIT £21-60 COMPLETE SYSTEM £58-95

Incl. 2 Spotbanks and bulbs

JINGLE MACHINES from £37-95

ECHO CHAMBERS from £49-95

COLUMN SPEAKERS from £29-95

GROUP/DISCO SPKRS in CABS from £11-95

New Branches at YORK CARLISLE, DEWSBURY LIVERPOOL, PRESTON

OPEN ALL DAY SATURDAYS (5 Day Week)
BRADFORD 10 North Parade (Closed Wed.). Tel. 25349
BOLTON 23 Deansgate. (Closed Wed.). Tel. 33512
BIRMINGHAM 30/31 Great Western Arcade. Tel. 021-236 1279 (Closed Wed.).
CARLISLE 8 English Street. (Closed Thurs.). Tel. 38744
COVENTRY 17 Shelton Sq., The Precinct. Tel. 25983
DERBY 67 St. Peter's Street. (Closed Wed.). Tel. 41381
DARLINGTON 19 Northgate (Cl. Wed.). Tel. 62643
DEWSBURY 9/11 Kingsway (Closed Tues.). Tel. 460558
DONCASTER 3 Queensgate, Watergate Centre. (Closed Thurs.). Tel. 63069

Barclaycard and Access accepted
 All items subject to availability. Prices correct at 20.11.76 E. & O.E.
EDINBURGH 101 Lothian Rd. (Cl. Wed.). Tel. 229 9501
GLASGOW 326 Argyle St. (Cl'd Tues.). Tel. 245 4158
HULL 7 Whitefriargate (Closed Thurs.). Tel. 20505
LEICESTER 32 High Street (Closed Thurs.). Tel. 56420
LEEDS 5-7 County (Mecca) Arcade, Briggate (Closed Wed.). Tel. 458252
LIVERPOOL 35 Dawson's Way, St. John's Shopping Centre Tel: 708 9380 (Cl. Wed.).
LONDON 238 Edgware Road, W.2. (Closed Thurs.). Tel. 723 1629
MANCHESTER 80A Oldham Street (Closed Wed.). Tel. 236 2778
MIDDLESBROUGH 103 Linthorpe Rd. Tel. 210585 (Closed Wed.)
MAIL ORDERS & EXPORT ENQUIRIES TO:—
AUDIO HOUSE, HENCONNER LANE, LEEDS. 13.
 Tel: 0532 577631.
MAIL ORDERS MUST NOT BE SENT TO SHOPS
 TERMS C.W.O. or C.O.D. No C.O.D. under £1.
 POSTAGE 40p PER ORDER OR AS QUOTED.
 PLEASE SEND STAMP FOR FREE CATALOGUE.
NEWCASTLE UPON TYNE 24 Newgate Shopping Centre, 59 Grainger St. (Closed Wed.). Tel. 214689
NOTTINGHAM 19/18A Market Street (Closed Thurs.). Tel. 480882
PRESTON 41 Frlargate Walk, St. Georges Shoppo Prec. Tel. 51978
SHEFFIELD 13 Exchange Street (Castle Mkt. Blds.) (Closed Thurs.). Tel. 20718
STOCKPORT 8 Little Underbank (Closed Thurs.). Tel. 480-0777
SUNDERLAND 3 Market Sq. (Closed Wed.). Tel. 70573
YORK 5 CHURCH ST. (Closed Wed.) Tel. 34355

TAMBA ELECTRONICS

AMPLIFIER AND MIXER MODULES

25 WATTS — 100 WATTS RMS

TAM1000 100W 4 OHMS 65V	£9.80
TAM500 50W 4 OHMS 45V	£7.50
TAM250 25W 8 OHMS 45V	£4.75
POWER SUPPLIES	
For 1 or 2 TAM250/500	£7.50
For 1 or 2 TAM1000	£9.80
(Carr. 50p on supplies)	



- Suits loads 4-16 ohms
- 20-20,000 hz ±1dB
- Silicon circuitry throughout
- Glass fibre P.C.B.
- High sensitivity (100mV 10k)

- Low distortion (0.1%)
- Low profile (1" High 3½" x 3")
- 75% efficient
- Accepts most mixer/preamps
- Four simple connections

High Grade Components used throughout: Texas, Mullard, R.C.A., Plessey, etc.

You may order as follows: C.W.O. (crossed cheques, P.O.s, M.O.s, etc.) C.O.D. (60p extra). We accept Access and Barclaycard—send or telephone your number—do not send your card. Add VAT at 8% to orders for 50-100W units and at 12½% for 25W units

ALL PURPOSE MIXER/PREAMP

(WITH 60 mm SLIDER VOLUME)

- Suitable for multiple input systems
- High & low impedance inputs
- High sensitivity
- Built in supply smoothing
- 20-20,000 hz ±1dB
- 80dB Noise level
- Accepts a wide variety of inputs
- Wide range bass & treble controls
- Use up to 10 preamps with 1 power

Printed circuit board assembly with Treble & Bass controls plus slider Volume Control. £6.50

Hours, 9.30 a.m.-5 p.m.
Monday-Saturday.
Callers welcome.
Tel: (01) 684 0098

TAMBA ELECTRONICS

BENSHAM MANOR ROAD PASSAGE, BENSHAM MANOR ROAD, THORNTON HEATH, SURREY

THE



"Manta"

CAPACITIVE DISCHARGE ELECTRONIC IGNITION UNIT

THE NEW, HIGHER RELIABILITY VERSION OF THE P.E. "SCORPIO MK III" IS NOW AVAILABLE IN KIT FORM!!

Our thousands of satisfied customers say:-

More miles per gallon (customers reports give 10%-25% saving—letters available).

An increase in overall performance—your 4 cylinder car feels like a 6 cylinder.

No more cold morning splutters—saves you even more petrol through less use of choke.

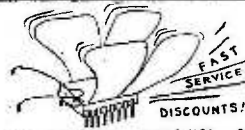
The price—a snip at only £16.50, fully inclusive of all parts, instructions, postage/packing, and V.A.T. (ready built unit available—£19.85 fully inclusive).

All parts to high specification, first quality and brand new. Construct this invaluable accessory, following our easy step by step instructions (also available separately, price 30p post paid). Send for our free interesting six page brochure—"Electronic Ignition—How it Works" (S.A.E. please) to:-

ELECTRO SPARES, DEPT. P.W., 187A SHEFFIELD ROAD, CHESTERFIELD, DERBYSHIRE S41 7JQ—Phone Chesterfield (0246) 34638

CMOS WITH DISCOUNTS!

Any mix: Discount 10% 25+, 25% 100+, 33% 1000+



C US 4 CMOS!

4000 0.20	4039 3.09	4081 0.24	14505 4.38	'E' LED Displays
4001 0.20	4040 1.19	4082 0.24	14506 0.57	DL-704E 0.3"
4002 0.20	4041 0.83	4085 0.80	14507 0.68	DL-707E 0.3"
4006 1.31	4042 0.83	4086 0.80	14508 3.08	DL-726E 2 x 0.5"
4007 0.20	4043 1.12	4089 1.74	14510 1.51	DL-727E 2 x 0.5"
4008 1.07	4044 1.04	4093 0.89	14511 1.74	
4009 0.60	4045 1.56	4094 2.08	14512 1.03	
4010 0.60	4046 1.68	4095 1.18	14514 3.47	DL-750E 0.6"
4011 0.20	4047 1.01	4096 1.18	14515 3.47	DL 747E 0.6"
4012 0.20	4048 0.99	4097 4.13	14516 1.51	Red Leds
4013 0.60	4049 0.89	4098 1.22	14517 4.02	0 1"
4014 1.12	4050 0.80	4099 2.03	14518 1.39	0 2"
4015 1.12	4051 1.04	4101 1.78	14519 0.87	Clock Chips
4016 0.60	4052 1.04	4102 2.16	14520 1.39	AY-5-1224A
4017 1.12	4053 1.04	4103 2.16	14521 2.77	MK50253
4018 1.12	4054 1.29	4104 2.28	14522 2.15	Soldercon Pins
4019 0.60	4065 1.48	4107 0.88	14526 2.15	100
4020 1.24	4066 1.48	4108 0.18	14527 7.78	2500
4021 1.12	4067 29.81	4109 2.21	14528 1.22	1000
4022 1.07	4069 0.20	4181 4.30	14529 1.72	2500
4023 0.20	4069 1.24	4182 1.73	14530 0.95	DIL Sockets
4024 0.87	4061 25.60	4184 2.28	14531 1.74	8 Pin
4025 0.20	4082 10.10	40257 2.28	14532 1.39	14/16 Pin
4026 1.92	4063 1.22	4700 1.73	14534 8.15	Red Acrylic Filter
4027 0.88	4066 0.69	7083 4.23	14538 4.00	For LED displays
4028 1.90	4067 4.13	14180 1.18	14537 13.17	157 x 92 x 3mm 70p
4029 1.37	4068 0.24	14181 1.18	14539 1.24	Push Switches
4030 0.89	4069 0.24	14182 1.18	14541 1.53	Type SWB
4031 2.46	4070 0.63	14183 1.18	14543 1.52	Op-Amps
4032 1.19	4071 0.24	14174 1.08	14549 4.10	CA3130
4033 1.55	4072 0.24	14175 1.04	14552 10.50	(COS/MOS) 1.00
4034 2.11	4073 0.24	14184 1.17	14553 4.95	CA3140
4035 1.31	4076 0.24	14450 6.54	14554 1.87	(BI/MOS) 95p
4036 2.09	4076 1.71	14451 0.20	14555 0.01	741 Minidip
4037 1.06	4077 0.65	14502 1.38	14556 1.01	
4038 1.20	4078 0.24	14503 0.75	14557 4.55	

Terms: C.W.O. Add VAT to all prices at 8%. Post etc. U.K. 25p + 2p-27p per order. All orders processed same day. Official Govt. Varsity, Poly etc. orders (written or telephoned) welcome.

GREENBANK ELECTRONICS (Dept. WIP)

94 New Chester Road, New Ferry, Wirral, Merseyside
L62 5AG
Tel: 051-645 3391

CASIO

fx-201P (illus.)
10 digit or 8 digit, 2 Exp. 127 Steps, 10 Inde. mems, cos, sin, tan. All log functions Degree Rad. Un-conditional jump and manual jump as well as indirect address, subroutine etc. The programme function allows you to handle any type of calc. under any condition ***£49.95**

fx-102. The world's first fractional calculator. 10 digits or 8 plus 2 Exp. sin, cos, tan. Deg. rad. (exp. 10^{±30}). Trig. Inverse common & Natural logs. Reciprocals. Sexagesimal, Pi entry. Statistical calcs. incl. 2 kinds of Standard deviation and other applications. ***£19.95**

fx-19. 8 digits or 6 plus 2 Exp. Trig. Inverse trig. All log functions. Sq. roots, Reciprocals. Sexagesimal/Decimal conversions, 2 kinds of Standard Deviation and other applications. ***£16.95**

ALS A-dig. Fractional Calcs. standard deviations remainder from division. Time calcs. 2 mem. facs. $\sqrt{\quad}$, $\frac{1}{\%}$. **£13.95**



TEXAS

SR56 (illus.)
100 Step programmable, 10 digit, 2 Exp. 10 inde memories, all log trig and Stat functions. Can be programmed for maths, electronic engineering, statistical, financial and navigation. **£57.95(R)**

SR52. 224 programme steps, 20 independent memories, 9 level parenthesis. Card programmable. Supplied with 20 blank magnetic cards and prog. manual **(R)£199.00**

Any of the following pre-programme manuals: 1. Statistics, 2. Electrical Engineering, 3. Mathematics, 4. Finance. **ONLY £25 each**

SR51. 10 digit, 2 Exp. Rechargeable. All log and trig. Hyperbolic x to the root of y. Rad & Deg. Factorial. Mem. 3 Inde. mems. Linear regression, Mean, variance, standard deviation. Permutation, Perms. Random number generation + 20 basic converts., and their inverses. **(R)£47.95**

T139. 48 functions plus Algebraic operating system, 9 level parenthesis. Constant, roots, powers, reciprocals. Sci notation. Log, trig, deg rad, mem, step function. **£15.95. Charger £7.95**



NOVUS

4440 (illus.)
10 digit, 2 Exp. 54 functions. 4-level roll stack. 3 Fully addressable memories. Logs, Trigs, Stat and Metric conversions etc. **(R)£42.95**

4450. 8 digit, 2 Exp. Algebraic logic. 2-level parentheses. Full mem. Addressable. Trig, sin, cos, tan and inverse trig functions. Deg rad. Reciprocal, Sq root. Powers and Pi entry. Mem Ex and Register Ex **(R)£27.50**

4325. 8 + 2 Exp. 100 step prog. R.P.N. Full log and trig. XY Exchange. Mem. 4 roll stack, skip, delete. Additions prog within the 100 step **(R)£34.95**

4515. 100 step prog version **(R)£31.95**

4635. 100-step programmable Statistician. Rechargeable. **(R)£34.95**

6025. Rechargeable. Financier 100-step programmable **(R)£34.95**

4510. 8 digits. 3 level stack. All trig & log functions. $\sqrt{\quad}$, π . Reciprocal Memory, etc. **£12.95***

6030. Statistician. **£15.95***

6010. Metric. **£15.95***

The ZYCON range of Quality Electronic Watches

L.C.D.

KLC2
L.C.D. Constant display Shows Hrs, Mins & pulsating secs. Chrome finish with Stainless Steel back and FREE Adjustable S/Steel bracelet. **£24.50**
Gold Plate **£26.45**

KLC3
Constantly shows hrs, mins & Pulsating secs. Press command button for mth & date, press again for mins & secs. May be set to alternate hr & mins to mth & date every 2 secs. resets to time. 4 yr cal. 'Nite Lite' **£37.90**
Gold Plate **£42.40**
FREE matching bracelets with each.

KLC5
U.S.A. MODULE Continuous hrs, mins & pulsating secs. Press command button for mth & date. Press again for secs readout. Setting for alternating hrs & mins to mth & date every 2 secs. Auto-time reset. 4 yr calendar. 'Nite-lite' FREE matching S/Steel bracelet **£39.95**

L.E.D.

KED5
6-Functs. Shows Hrs, Mins, Secs, Mth & Date. 4-Yr calendar. Beautifully finished with S/steel back & FREE Leatherette Strap. **£19.95**
Gold Plate **£22.95**

KED6
A fantastic 6-Functions window display shows Hrs, Mins, Secs, Mth & Date. Day of week in letters. Single button. Auto-hold & Fade-out. 4-Yr calendar. Case in Heavy Rhodium on Brass + /steel back. FREE matching S/steel adjustable bracelet. **£29.95**
Gold Plate **£33.90**

KED6 PLUS
Month & Day of the Week in Letters! Shows Hrs, Mins, Secs, Date, Mth & Date, Day of Week, Auto 4-Yr calendar, A.M./P.M. Set/Indicate. One of the most sophisticated watches at this price. Accurate to within a few secs a year. Finished in Satin Stainless Steel with FREE matching Steel bracelet. Trimest watch in the world. **£37.50 ONLY**
Gold Plate **£40.50**



EXCLUSIVE!
Digital Alarm Watch
Just arrived and only from us! Shows Hrs, Mins, Secs, Mth, Date & Day! Advance beep as a reminder then PULSATING BLEEP for 15 secs unless stopped when it will beep 5 mins later as a further reminder AM/PM feature. Simple to set. Alarm-set check. Single command button for all time functions. **NO MORE PARKING FEES!** Solid Stainless Steel throughout with matching bracelet. **ONLY £38.90 + £1.50 Ins. & P&P.**



LADIES DIGITAL THE IDEAL PRESENT!
An elegant 6-function watch. Shows Hrs, Mins, Secs, Mth, Date, Day! She'll love this piece of miniaturised electronic wizardry! Gold Plate or with stylised Chrome Bezel, each with matching bracelet. **GOLD PLATE £39.95**
S/Steel **£36.95**
+ £1.50 Ins. & P&P



AT LAST - THEY'VE ARRIVED! SOLAR WATCHES AND YOU HAVE A CHOICE OF TWO!

Restrained elegance by ZYCON
Ultra thin dress watch exclusive to us. In 20 micron GOLD PLATE! Shows Hours, Minutes, Seconds and Date. Backlight for viewing in darkness. This is the nearest Solar Watch we have seen! With flexible, adjustable Gold Plated bracelet. **£120.00**
+ £1.50 Ins. & P&P
£115.00
ALL WATCHES COME IN FREE PRESENTATION BOX
ALL ZYCON WATCHES CARRY OUR "NO QUIBBLE" 1 YEAR GUARANTEE



ROCKWELL

64RD (illus.) 12-digit or 8-digit + 2 Exp. Additional to the 44RD. Polar rec., co-ordinates. Log Trig, rad or grad. **£24.50***

44RD. 9-digit or 8-digit and 2 Exp. Green Display. Store. Similar to the 63R less factorial. **£19.50***

24K. Stainless Steel Slimline. Green display. In beautiful leatherette wallet to hold pen, note pad and credit cards (all included). Full memory. Click buttons. Rechargeable. Including recharger. **(R)£21.95**

ALL ITEMS CARRY 1 YR. GUAR. PRICES INCLUDE V.A.T.
* Free B.S.I. adaptor, (R) Free recharger



CBM

4100R (illus.)
10-digit, 2 Exp. 90 function pre-programmed. Metric conversions. Extra functions to the 4148R: Perms and combinations, Gamma, Poisson and Binomial distributions, factorial, complex numbers, hyperbolic functions, linear regression and integration of $y = f(x)$. **(R)£36.95**

7010D. 8-digit or 5-digit + 2 Exp. Full trig and log functions. Sq root. Reciprocals Y^x , X^y , π . Register exchange. Memory plus. Store recall. Sign change. Algebraic logic **£10.95***

4148. 10-digit + 2 Exp. Full log and trig funct. X^y , Reciprocal, π , x root of y. Polar rectangular co-ordinates. 2-store mem. Mean and Standard deviation. **(R)£26.95**

1000. As 4148 but Green display and Bat operation. **£20.95***



SINCLAIR

CAMBRIDGE SCIENTIFIC
5-digit + 2 Exp
C & CE key • sin • cos • tan • arcsin • arccos and tan • reciprocal • E to the X • natural log • antilog • memory + • memory - • memory exchange • memory cancel • EE exponent • change notation • PLUS a degree radian switch. **ONLY £8.95**

OXFORD 300—
Larger version of above. **£13.90***



DECIMO DIGITAL CLOCK RADIO

LARGE DIGITAL READOUT

This is the most unique clock/radio in the country today having a soft, 12" high orange-glow digital readout which is completely silent and non-pulsating. In a beautifully styled enclosure with up-to-date VHF/MW radio. You can awake to soft music or alarm—and if you want up to ten minutes more—just press the drowse button. Automatic 90 minute 'sleep' button in case you drop off while the radio is on!

OUR PRICE £33.95 Plus £1 P&P



ORDER FORM

PHONE CALLS AND PERSONAL CALLERS WELCOME MONS TO THURS BETWEEN 2 & 5 p.m. 67-69 FIVE, SUNDAYS 10 a.m. to 1 p.m. To: BARCLAY ELECTRONICS Dept. 12PW, 115 FINCHLEY ROAD, TEMPLE FORTUNE, LONDON N.W.11

Please send me.....

with/without optional mains adaptor. I enclose cheque/money order total value £.....Please add 55p to all items to cover p. & d.

NAME

ADDRESS

PHONE BARCLAYCARD OR ACCESS ORDERS.



Can YOUR Antenna do all this?

You've read our ads with their recent testimonials and user histories—so this month we thought we'd remind readers of the selling points of the

JOYSTICK VFA (World Patents)

- ★ Only 7' 6" long, comes in 3 easily assembled sections.
- ★ Matching Antenna Tuner.
- ★ No harmonic resonances—means that the highest efficiency transfer of power and waveform from TX to ether takes place. In turn this ensures that TVI and other spurious emissions are just not substantially present.
- ★ Low angle radiation as an effective ground plane—that husbanded power goes on to reach destination with the least number of loss-making skips.
- ★ Gives receiver additional front end selectivity and gain—reduces cross-mod and out of band blocking.
- ★ Your installation can be 'tailored' to space available. Install VFA on mast or chimney or in roof space with a long or short feeder—or **SIMPLY STAND IN THE SHACK.** One delighted user proved his VFA by operating FROM A BASEMENT!

ALREADY IN USE BY AMATEUR TRANSMITTING AND SWL STATIONS WORLD-WIDE AND IN GOVERNMENT COMMUNICATION.

SYSTEM 'A' £32.40
250 w.p.e.p. OR for the SWL.

SYSTEM 'J' £38.60
500 w.p.e.p. (improved 'Q' on receive).

PARTRIDGE SUPER PACKAGES

COMPLETE RADIO STATIONS FOR ANY LOCATION

Both Packages feature the World Record Joystick Aerial (System 'A'), with 8' feeder, all necessary cables, matching communication headphones. Delivered Secured our risk. Assembled in seconds! **BIG CASH SAVINGS!**

PACKAGE No. 1 As above with R.300RX £210.55
SAVE £13.87!

PACKAGE No. 2 Is offered with the FRG7 RX. £193.11
SAVE £13.87!

FLASH:

THE BUDGET BEATER:

PACKAGE No. 3 Budgets may come and do their worst—so here is a lower-price, high-quality package, featuring the all solid state SMC 73 Rx., with all the Partridge extras. **SAVE £26.05 PLUS** £154.86

RECEIVERS ONLY, inclusive delivery, etc.

R.300 £184.50 FRG7 £167.06 SMC3 £128.81



Just telephone
your
card number



Phone 0843 62535 (or 62839 after office hours)

NOTE: All prices are those current at time of closing for press, inclusive of then current VAT and carriage.

Box 5., Partridge House, Prospect Road, Broadstairs, CT10-1LD. (Callers by appointment).

G3CED **PARTRIDGE ELECTRONICS LTD** G3VFA



4 1/4 in x 3 1/4 in METER. 30µA, 50µA or 100µA, £4.78. P. & P. 16p.

MICROPHONES FOR TAPE RECORDERS

DM228R 200 ohm with 3.5 & 2.5mm Jack Plugs £1.30

DM229R 50K with 3.5 & 2.5mm Jack Plugs £1.60

DM18D 200 ohm with 5 & 3 pin DIN plug £1.75

Postage on above microphones 11p.



CARDIOID DYNAMIC MICROPHONE

Model UD-130. Frequency response 50-15,000c/s. Impedance Dual 50K and 600 ohms, £7.55. P. & P. 26p.

42 x 42mm METERS 1mA, 10mA, 100mA, 500mA, £2.92, 11p P. & P.

60 x 45mm METERS 50µA, 100µA, 500µA and 1mA VU METER £4.13, 13p P. & P.

EDGEWISE METERS, 90mm x 34mm, 1mA £3.40, 13p P. & P.

MULTI-METER

Model ITI-2
20,000 ohm/
volt, £10.05.
P.&P. 24p.



3 WATT STEREO AMPLIFIER
1 1/2 W PER CHANNEL
£4.30. P. & P. 13p.



All above prices include V.A.T. LARGE S.A.E. for NEW LIST
Special prices for quantity quoted on request.

M. DZIUBAS

158 Bradshawgate · Bolton · Lancs. BL2 1BA

complete DIGITAL CLOCK KITS TEAK CASES



prompt order
despatch

NON-ALARM
£10.65
+ VAT £0.85

ALARM
£13.43
+ VAT £1.07
including P & P

"DELTA"

GENUINE TEAK OR PERSPEX CASE

DELTA DATA: 4 Radiant Red 1/4 inch high LEDs. 12hr display with AM/PM indication. Beautiful Burma Teak Case or Pretty Perspex in White, Black, Blue, Red, Green. Power failure is indicated by flashing display.

MODULES: Kits can be bought without case: Non Alarm £9.00 Alarm £12.50 inclusive.

READY BUILT: Buy a working tested module and fit your own case. Non Alarm £9.50. Alarm £13.00. Or put it with our case parts @ £4.32 and save on complete clock price. Complete Clock ready built. 2 yr guarantee. Non Alarm £13.50 Alarm £16.50.


ALARM FEATURES: Pulsed tone. Tilt operated 10 minute 'Snooze' period. Single switch setting. Optional extra mercury switch (45p) allows Alarm reset by tilting clock. Digit brightness is automatically controlled to suit lighting level.

"ALPHA" CHRISTMAS OFFER

4 Glowing Green 1/4" high digits 12 or 24 hour. Non Alarm. **£11.00 inc.**
Built & Tested module plus perspex case.

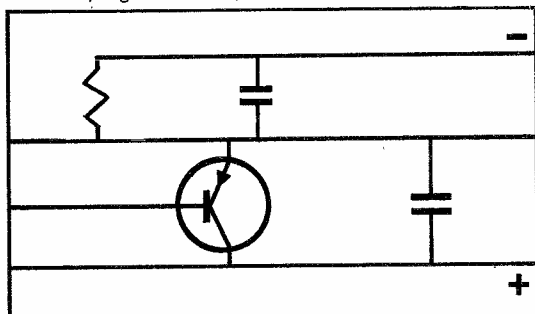
Send payment with order. SAE for complete range of clocks, calculators and components.

PULSE ELECTRONICS LTD
DEPT. PW4, 202 SHEFFORD ROAD,
CLIFTON, SHEFFORD, BEDS.
Telephone Hitchin (0462) 814477




1 Build an oscilloscope.

As the first stage of your training, you actually build your own Cathode ray oscilloscope! This is no toy, but a test instrument that you will need not only for the course's practical experiments, but also later if you decide to develop your knowledge and enter the profession. It remains your property and represents a very large saving over buying a similar piece of essential equipment.



2 Read, draw and understand circuit diagrams.

In a short time you will be able to read and draw circuit diagrams, understand the very fundamentals of television, radio, computers and countless other electronic devices and their servicing procedures.



3 Carry out over 40 experiments on basic circuits.

We show you how to conduct experiments on a wide variety of different circuits and turn the information gained into a working knowledge of testing, servicing and maintaining all types of electronic equipment, radio, t.v. etc.

Practical Wireless, February 1977

'There's only one way to master electronics... to see what is going on and learn by doing.'

This new style course will enable anyone to have a real understanding of electronics by a modern, practical and visual method. No previous knowledge is required, no maths, and an absolute minimum of theory.

You learn the practical way in easy steps mastering all the essentials of your hobby or to further your career in electronics or as a self-employed electronics engineer.

All the training can be carried out in the comfort of your own home and at your own pace. A tutor is available to whom you can write, at any time, for advice or help during your work. A Certificate is given at the end of every course.



All students enrolling in our courses receive a free circuit board originating from a computer and containing many different components that can be used in experiments and provide an excellent example of current electronic practice.

To find out more about how to learn electronics in a new, exciting and absorbing way, just clip the coupon for a free colour brochure and full details of enrolment.

Write to:- British National Radio & Electronic School
P.O. Box 156, Jersey, Channel Islands.

NAME _____

ADDRESS _____

WB 27

Head Office and Warehouse
44A WESTBOURNE GROVE
LONDON W2 5SF
Tel: 727 5441/2/3

Z & I AERO SERVICES LTD.

Retail Shop
85 TOTTENHAM COURT ROAD
LONDON W1
Tel: 580 0403
Open all day Saturday

Please send all correspondence and Mail-Orders to Head Office

AC/DC TAUT SUSPENSION MULTIMETERS (Made in USSR)



TYPE	U4312	U4313	U4315
Sensitivity D.C.	667 o.p.v.	20,000 o.p.v.	20,000 o.p.v.
Sensitivity A.C.	667 o.p.v.	2,000 o.p.v.	2,000 o.p.v.
D.C. Current	300 μ A-6A	60 μ A-1.5A	50 μ A-2.5A
A.C. Current	1.5mA-6A	0.6mA-1.5A	0.5mA-2.5A
D.C. Volts	75mV-900V	75mV-600V	75mV-1000V
A.C. Volts	300mV-900V	15V-600V	1V-1000V
Resistance	0.02-3k Ω	1K-1M	300 Ω -500k Ω
Capacity	—	0.5 μ F	0.5 μ F
Accuracy	1% D.C., 1.5% A.C.	1.5% D.C., 2.5% A.C.	4% A.C.

Price complete with pressed steel carrying case and test leads.


£14.50 £17.50 £14.95

TYPES U4313 AND U4315 ARE PROVIDED WITH ANTI-PARALLAX MIRROR SCALES



TYPE U4324	
D.C. Current:	0.06-0.6-60-600mA-3A
A.C. Current:	0.3-3-30-300mA-3A
D.C. Voltage:	0.6-1.2-3-12-30-60-120-600-1200V
A.C. Voltage:	3-6-15-60-150-300-600-900V
Resistance:	500 Ω -5-50-500k Ω
Accuracy:	D.C. 2.5%; A.C. 4% (of F.S.D.)

PRICE complete with test leads and fibreboard storage case £14.50



TYPF U4341

Sensitivity:
16700 Ω /V D.C.,
330 Ω /V A.C.
Ranges:
D.C. current: 0.06-0.6-6-60-600mA
A.C. current 0.3-3-30-300mA
D.C. Voltage: 0.3-1.5-6-30-60-150-300-900V
A.C. Voltage: 1.5-7.5-30-150-300-750V
Resistance: 2-20-200 Ω -2M Ω
Transistor collector cut-off current 60 μ A
Transistor D.C. current gain in two ranges 10-350
Accuracy: 2.5% D.C.,
4.0% A.C.,
5% D.C. current gain
Power supplies: 4.5V battery (Eveready 1289)

Complete with steel carrying case, test lead, battery and instruction manual £14.50

NO OVERLOAD PROTECTION IS INCORPORATED IN THESE INSTRUMENTS

THE ABOVE PRICES ARE EXCLUSIVE OF VAT (at present 8%) HANDLING AND POSTAGE CHARGES £1.25 PER INSTRUMENT

OUR NEW 1976/1977 CATALOGUE IS NOW READY AND WILL BE SENT ON RECEIPT OF REMITTANCE FOR £0.30

Mail Order Protection Scheme

The Publishers of *Practical Wireless* are members of the Periodical Publishers Association which has given an undertaking to the Director General of Fair Trading to refund monies sent by readers in response to mail order advertisements, placed by mail order traders, who fail to supply goods or refund monies owing to liquidation or bankruptcy. This arrangement does not apply to any failure to supply goods advertised in a catalogue or in a direct mail solicitation.

In the unhappy event of the failure of a mail order trader readers are advised to lodge a claim with *Practical Wireless* within three months of the date of the appearance of the advertisement, providing proof of payment. Claims lodged after this period will be considered at the Publisher's discretion. Since all refunds are made by the magazine voluntarily and at its own expense, this undertaking enables you to respond to our mail order advisers with the fullest confidence.

For the purpose of this scheme, mail order advertising is defined as:—

'Direct response advertisements, display or postal bargains where cash had to be sent in advance of goods being delivered'. Classified and catalogue mail order advertising are excluded.

Doram kits

TRANSISTOR TESTER

CUT-OUT THE
GUESSWORK!



The Doram Transistor Tester measures h_{FE} and leakage for PNP

or NPN transistors; Silicon or Germanium. TO5 socket, TO18 socket, flying leads and battery check facility inc

£9.95

COMPLETE WITH CASE AND BATTERY

Subject to availability (Order code 991-990)

O'seas orders—add 15% for P+P. All items offered for sale subject to the Terms of Business set out in Doram Edition 3 catalogue, price 60p. The Doram Kit brochure is also available, price 25p. Combined price only 70p which also entitles you to 2 x 25p vouchers each one usable on any order placed to the value of £5.00 or more (ex. VAT).

DORAM ELECTRONICS LTD., P.O. BOX TR8, WELLINGTON ROAD INDUSTRIAL ESTATE, LEEDS LS12 2UF.

An Electrocomponents Group Company

30x30 WATT AMPLIFIER KIT

Specially designed by RT-VC for the experienced constructor, this kit comes complete in every detail. Same facilities as Viscount IV amplifier. Chassis is ready punched; drilled and formed Cabinet is finished in teak veneer. Black fascia and easy-to-handle aluminium knobs. **£29.00**
Output 30+30 watts rms, 60+60 peak.

+ p & p £2.10




STEREO CASSETTE DECK KIT

Again, this kit is specially designed for the experienced constructor—for mounting into his own cabinet. Features include solenoid-assisted AUTO-STOP, 3-digit counter, record/replay PC board, mains transformer and input and output controls. AC BIAS AND ERASE. **£32.50**
+ p & p £1.50

DELUXE ACCESSORY KIT

Comprises of a matched pair of dynamic mics. **£3.95**
and two replacement slider level controls. P & P + p & p £1.00
FREE WHEN PURCHASED TOGETHER.




FANTASTIC SAVING NEW! I.C. 20, 20 WATTS STEREO AMPLIFIER KIT WITH PZ 20 POWER UNIT

A build-it-yourself stereo power amplifier with latest integrated circuitry. 10W RMS per channel output, full short-circuit and overheat protection. **£4.95** OUR PRICE
+ p & p £1.00
Complete with PZ20 Power Supply LIST £14.50

35-WATT DISCO AMP

Here's the mono unit you need to start off with. Gives you a good solid 35 watts rms, 70 watts peak output. Big features include two disc inputs, both for ceramic cartridges, tape input and microphone input. Level mixing controls fitted with integral push-pull switches. Independent bass and treble. **£27.50**
+ p & p £1.50



PORTABLE DISCO CONSOLE with built-in pre-amplifiers

Here's the big-value portable disco console from RT-VC! It features a pair of BSR MP 60 type auto-return, single-play professional series record decks. Plus all the controls and features you need to give fabulous disco performances. Simply connects into your existing slave or external amplifier. **£55.00**
+ p & p £6.50

DIY SPEAKER KITS

EASY-TO-BUILD WITH ENCLOSURE

Specially designed by RT-VC for cost-conscious hi-fi enthusiasts, these kits incorporate two teak-simulate enclosures, two EMI 13" x 8" (approx.) woofers, two tweeters and a pair of matching cross-overs. Easily constructed, using a few basic tools. Supplied complete with an easy-to-follow circuit diagram, and crossover components. Input 15 watts rms. 30 watts peak, each unit. **£25.50**
Cabinet size 20" x 11" x 9 1/2" PER PAIR (approx.)
+ p & p £5.50



20x20 WATT STEREO AMPLIFIER

£29.90
+ p & p £2.10



Superb Viscount IV unit in teak-finished cabinet. Black fascia with aluminum rotary controls and pushbuttons, red mains indicator and stereo jack socket. Function switch for mic, magnetic and crystal pick-ups, tape, tuner, and auxiliary. Rear panel features two mains outlets, DIN speaker and input sockets, plus fuse. 20 + 20 watts rms, 40 + 40 watts peak.

HOW YOU CAN SAVE


SYSTEM 1B For only £80, you get the 20+20 watt Viscount IV amplifier, a pair of our 12-watt-rms Duo Type 1lb matched speakers; a BSR MP 60 type deck complete with magnetic cartridge, de luxe plinth and cover. **£80.00**
+ p & p £6.50
Carriage surcharge to Scotland: System 1B £2.50, System 2 £5.00

SYSTEM 2 Comprising our 20+20 watt Viscount IV amplifier; a pair of our large Duo Type III matching speakers which handle 20 watts rms each, and a BSR MP 60 type deck with magnetic cartridge, **£92.00** de luxe plinth and cover. + p & p £7.60

SPEAKERS Two models—Duo 1lb, teak veneer, 12 watts rms, 24 watts peak, 18 1/2" x 13 1/2" x 7 1/4" approx. **£34** PER PAIR
+ p & p £6.50

Duo III, 20 watts rms, 40 watts peak, 27" x 13" x 11 1/2" approx. **£48** PER PAIR
+ p & p £7.50

TURNTABLE Popular BSR MP 60 type, complete with magnetic cartridge, diamond stylus, and de luxe plinth and cover. **£24.00**
+ p & p £3.50



'COMPACT' FOR TOP VALUE

How about this for incredible bookshelf value from RT-VC! A pair of high efficiency units for only £7.50 — just what you need for low-power amplifiers. These infinite baffle enclosures come to you ready milled and professionally finished. Each cabinet measures 12" x 9" x 5" (approx.) deep, and is in wood simulate. Complete with two 8" (approx.) speakers for max. power handling of 7 watts. **£7.50** per pair
+ p & p £1.70

15-WATT KIT IN CHASSIS FORM

£8.50 PER SET
+ p & p £1.70

When you are looking for a good speaker, why not build your own from this kit. It's the unit which we supply with the above enclosures. Size 13" x 8" (approx.) woofer (EMI) tweeter, and matching crossover. Power handling capacity 15 watts rms. 30 watts peak.

DECCA 20 WATTS STEREO SPEAKER

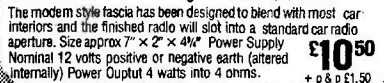
This matching loudspeaker system is hand-made, as only Decca know how, built to a specification, not down to a price. The kit comprises of two 8" diameter approx. base drive unit, with heavy die cast chassis laminated cones with rolled PVC surrounds. Two 3 1/2" diameter approx. domed tweeters complete with crossover networks. **£30.00**
+ p & p £4.00



CAR RADIO KIT

Complete with speaker, baffle and fixing strip. The Tourist IV for the experienced constructor only. The Tourist IV has five push buttons, four medium band and one for long wave band. The tuning scale is illuminated and attractive small aluminium control knobs are used for manual tuning and volume control. The modern style fascia has been designed to blend with most car interiors and the finished radio will slot into a standard car radio aperture. Size approx 7" x 2" x 4 1/4". Power Supply Nominal 12 volts positive or negative earth (alternated internally) Power Output 4 watts into 4 ohms. **£10.50**
+ p & p £1.50


MOTOR TOP 10 AWARD



BSR T145 8-TRACK CARTRIDGE PLAYER MECHANISM

Requires some attention. Complete with built in pre-amp, A.C. 240V + p & p £1.50

SPECIAL OFFER



ALL PRICES INC. VAT. AT 12 1/2%

GOODS NOT DESPATCHED OUTSIDE UK
All items subject to availability. Price correct at 1/12/76 and subject to change without notice
We are unable to show all our products, so please Send stamped addressed envelope for our fully descriptive catalogue and any further information.

Minimum order on Access and Barclaycards £15
DO NOT SEND CARD
Just write your order giving your credit card number



21c HIGH STREET, ACTON, LONDON W3 6NG
323 EDGWARE ROAD, LONDON W2

Personal Shoppers EDGWARE ROAD 9am - 5.30p.m., Half day Thurs ACTON 9.30a-m-5p.m. Closed all day Wednesday and half day Saturday

SAXON ENTERTAINMENTS LTD

A FULL RANGE OF PRINTED CIRCUIT MODULES FOR ALL P.A. & DISCO & GROUP APPLICATIONS

SYSTEM 7000 HAS IT!

A COMPLETE SELECTION OF READY TO USE PROFESSIONAL QUALITY AUDIO & LIGHTING EQUIPMENT

POWER AMPLIFIER MODULES 30—240 WATTS



- Fully tested & guaranteed.
- Full RMS Sine Wave output.
- Distortion typically 0-2%
- 10 Transistors, 4 Diodes.
- Response 30HZ-30KHZ
- Fully short & open circuit proof
- Sensitivity suits most mixers.
- Built-in surge suppression & compensation
- Twin D.C. & output fuses.
- Top-grade components throughout.

30 Watts rms		60 Watts rms		120 Watts rms		240W rms	
SA308 30W rms/ 8 ohms £9-50	SA604 60W rms/ 4 ohms £12-50	SA608 60W rms/ 8 ohms £13-50	SA1204 120W rms/ 4 ohms £14-50	SA1208 120W rms/ 18 ohms £21-00	SA2404 240W rms/ 4 ohms £25-50		

POWER SUPPLIES FOR THE ABOVE MODULES—READY WIRED & FUSED ON GLASS FIBRE PCB

PM301 For 1/2 SA308 £9-90	PM601/4 For 1/2 SA604 £12-50	PM601/8 For 1/2 SA608 £12-50	PM1201/4 For 1 SA1204 £12-50	PM1201/8 For 1 SA1208 £12-50	PM1202/4 For 2 SA1204 £19-50	PM1202/8 For 2 SA1208 £19-50	PM2404/1 For 1 SA2404 £19-50
------------------------------------	---------------------------------------	---------------------------------------	---------------------------------------	---------------------------------------	---------------------------------------	---------------------------------------	---------------------------------------

DISCO MIXER MODULES Mono or Stereo (with Auto Fade)



Printed circuit module assembled & tested with all components ready mounted.

Mono £19-50 Stereo £29-50

* Front panel to suit £3-50

- Mixes two decks, tape and mic.
- Wide-range bass & treble controls on mic. & music channels.
- Variable autofade (mic. override)
- Ample headphone power.
- Needs only front panel* knobs and selector switch.
- Push-pull monitor circuit.
- 20HZ-20KHZ—Noise -77dB
- Comprehensive wiring details provided
- Perfect for incorporation in your system

ALL PURPOSE CUSTOM—MIXER MODULES (Mono or Stereo)



- Using these modules, mixers may be built to your specification up to 20 Channels, mono or stereo, or a combination of both. System 7000 custom-mixer modules have monitoring facilities too!

INPUT MODULES

- Accept low/high 2 mics, ceramic & magnetic cartridges, all musical instruments & line signals
- Low-noise circuitry—high grade components
- Wide-range bass & treble controls (23dB)
- 20HZ-30KHZ Noise -80dB
- Echo sound/return etc easily fitted
- Mono—IM7001M £5-50
- Stereo—IM7001S

Power supply for up to 20 modules—PPM18 £8-50

MIXING MODULES

- Only one required per mixer track whether mono or stereo
- Feeds up to ten power modules
- Complete with 1/2W monitor amplifier
- Accepts up to 20 input modules
- Will match any other make of amplifier
- Mono—IM7002M £9-00
- Stereo—IM7002S

QUADRAFECT FOUR CHANNEL 4KW SEQUENCER WITH DIMMERS

A COMPLETE LIGHT SHOW!!



£29-50

* PANEL £2-50

THE ONLY MODULAR SOUND TO LIGHT UNIT WITH:

- * Four Integral dimmers.
- * Two + Two sequencer
- * Automatic audio level

- RCA 8A Triacs
- Sequence 0-5-20HZ
- I.C. circuitry
- Needs only front panel*
- Audio trigger 1-240W
- Fully suppressed
- Individual fuses
- Complete with speed Slider control

THREE CHANNEL 3KW SOUND/LITE—Low Cost—Superb Value



£16-50

* Panel £2-50

- Long-established Saxon design
- Individual level controls + master
- RCA 8A Triacs
- 1W-240W input
- Individual channel fuses
- Needs only front panel*

SYSTEM 7000

MINOTAUR 100—All Purpose Wide Range Amplifier



- 100W rms — 1dB
- Standard 8 ohm output
- Twin mixed inputs accept a wide range of signals
- 30HZ-30KHZ ±2dB
- 23dB bass/treble
- A four input, high power amplifier which will deliver up to 150 watts output. An absolute must where multiple mixing & power are required
- Four individually mixed inputs
- Wide range bass/treble+master

An extremely compact and versatile amplifier with full protection and a clean, attractive appearance. Ideal for all groups, disco's & clubs

- Vynide covered case
- Fully short proof
- Superb value for money

£49-50



SAXON 150 HEAVY DUTY AMPLIFIER £59-00

SYSTEM 7000

COMPLETE DISCO MIXERS (with Auto Fade)

*Ready to plug in & use
* Mono or Stereo



- Automatic mic. override
- Mixes two decks, tape & mic
- Facilities as for modular version opposite
- Mute positions on headphone selector for ease of monitoring
- Two tone stainless steel panel
- Sockets on front & rear panels
- Left/right deck fader
- May be operated from any power supply or from mains

The choice of the professional D.J.

Controls: Mic, volume, bass, treble, A/fade depth, tape, L/deck r/deck vol., treble, bass, master, headphones vol., selector, left/right fader.

Stereo 18V £53-50
Stereo Mains £59-50

MONO 18V £37-50 MONO MAINS £43-50

SYSTEM 7000 COMPLETE CUSTOM MIXERS (Mono or Stereo)

- Similar to the modules opposite these mixing modules are complete with front panels, sockets, knobs, monitor switch etc. Up to 20 channels (mono or stereo) may be incorporated in one system with any number of output tracks.

Ideal for the economical & quick assembly of a purpose built mixer with individual channel monitoring, and optional extra facilities—consult our technical dept. to discuss your needs.

- Stainless steel panels
- Built-in monitoring
- Will feed all amplifiers
- Professional appearance
- Accepts all types of signals
- Infinitely adaptable
- Mono input module £8-50
- Stereo input module £12-00
- Mono mixing module £8-50
- Stereo mixing module £12-00
- Power supply £8-50

SYSTEM 7000 LIGHTING CONTROL MK II



HAS YOUR SOUND TO LIGHT CONVERTER GOT:

- 4000W Handling
- Integral individual dimmers
- Automatic audio level control
- Two + Two sequence facility

ALL YOUR ELECTRONIC LIGHTING NEEDS IN ONE SUPERBLY DESIGNED UNIT. £42-50

- OURS HAS! — PLUS:
- Sophisticated I.C. circuitry
- Heavy duty terminations
- Bondene case
- Matches System 7000 mixers

SAXON SOUND-LITE—An old design with improved appearance

- Scintillating performance
- Similar to Mk II lighting control in appearance
- 3KW power handling
- Individual bass, treble, middle & master controls
- 1-240W input
- Fully fused & isolated
- Complete with heavy duty terminations

£24-75

EXPORTERS TO 17 COUNTRIES — ENQUIRIES WELCOMED — NATIONWIDE DISTRIBUTION BY NORMAN

BRANCHES AT CROYDON & WALLINGFORD


CUSTOMERS INCLUDE BBC, LONDON WEEKEND TV,
SCOTTISH TELEVISION, NATIONAL TYRES,
POST OFFICE, GOVT. DEPTS.

**A READY-TO-USE 100W STEREO DISCO WITH
BUILT-IN SOUND/LITE SEQUENCER AND LIGHTS
FOR ONLY £199**

CENTAUR

(Carr £5 in U.K.)

- 100W rms stereo output
- Twin heavy duty loudspeaker
- Four channel fully automatic sound-lite with variable speed sequence
- I.C. pre-amp with tape input & X fade
- Separate mic. & music treble and bass controls
- Attractive Vynide cabinets
- Twin BSR decks with autostop & lift arm



Incredible value for money—2/3 cost of separate parts!

- All connecting leads supplied—ready to plug in
- Loudspeakers have kick-proof grills
- Four colour built-in light display gives ever changing pattern with or without music

**A READY-TO-USE 50W MONO DISCO COMPLETE WITH
TWIN HEAVY DUTY LOUDSPEAKERS FOR ONLY**

- 50W rms output
- Twin heavy duty loudspeakers
- Separate mic. input
- Wide range bass & treble controls
- Smart Vynide cases—clip together to form one neat package
- Twin BSR decks with lift & autostop



£89.90
(carr UK £3)

- Tremendous value—price includes leads just plug in & go!

Accessories for complete discos & other systems

- Dual Impedance Electret Condenser MIC C/W Lead/Cup **£13.95**
- Crown Stereo Headphones **only £6.75**
- Heavy Duty Boom Stand **£12.50**

CUSTOM BUILT DISCOS

A full range of custom consoles are available using System 7000, from 50W mono to 500W stereo. Ask for our price list.




LOUDSPEAKER CABINETS

- Kick proof grills.
- Heavy duty units.
- Jointed construction
- Black Vynide
- Protective corners finished.
- Smart & professional

Single Twelve: Empty £14
With 60W unit £33.00
Twin Twelve: Empty £24
With units from £59.00
Folded Horn—Full range P.A. Bin 100W RMS
£120.00

This cabinet is 3-4 times as loud as conventional systems for a given input power—thus there is a saving in overall size & cost.

- Many other cabinets available—ask for details.



EMPTY DISCO CONSOLES

- £19 with plain motorboard. £21 with cutouts.
- Black Vynide finish
- Protective corners
- With your choice of cutouts

STROBES & PROJECTORS (We stock the full Pluto range) Send for details

SUPERSTROBE £19.75

- 2-3 Joules
- 80W Tube for long life
- Compact 4" x 4" x 4"

PRO-STROBE £32.50

- 6-8 Joules
- External trigger
- Long Life tube timer circuit



150 WATT LIQUID WHEEL PROJECTOR

- Accepts all accessories
- C/w with wheel & motor plate
- Sturdy steel construction
- Remarkable value—Sold elsewhere at £39.50. Our price is only: **£31.50**

Please add 8% VAT to all orders (12½% for SA308/PM301)
We accept Access & Barclaycard—simply telephone or send your card number—Do not send your card.

You may pay by cheque, crossed postal orders, cash (registered) or bank draft

To order—or for advice phone (01) 684 6385 or (01) 684 0098
Mail orders to: 327-333 Whitehorse Rd., Croydon, Surrey CR0 2HS
Shop open 9am-5pm Mon.-Sat. Mail order desk 10am-3pm Mon.-Fri.

Wallingford Branch: Flint House, High St., Wallingford, Oxon
(Callers only)
9am-5pm Mon.-Sat. Telephone (0491) 35529

ROSE ELECTRICAL TO BONA FIDE TRADE CUSTOMERS

Practical Wireless, February 1977

Sparkrite mk2

Capacitive discharge electronic ignition kit



- * Smoother running
- * Instant all-weather starting
- * Continual peak performance
- * Longer coil/battery/plug life
- * Improved acceleration/top speeds
- * Up to 20% better fuel consumption

Sparkrite Mk. 2 is a high performance, high quality capacitive discharge, electronic ignition system in kit form. Tried, tested, proven, reliable and complete. It can be assembled in two or three hours and fitted in 15/30 mins.

Because of the superb design of the Sparkrite circuit it completely eliminates problems of the contact breaker. There is no misfire due to contact breaker bounce which is eliminated electronically by a pulse suppression circuit which prevents the unit firing if the points bounce open at high R.P.M. Contact breaker burn is eliminated by reducing the current to about 1/50th of the norm. It will perform equally well with new, old, or even badly pitted points and is not dependent upon the dwell time of the contact breakers for recharging the system. Sparkrite incorporates a short circuit protected inverter which eliminates the problems of SCR lock on and, therefore, eliminates the possibility of blowing the transistors or the SCR. (Most capacitive discharge ignitions are not completely foolproof in this respect). All kits fit vehicles with coil/distributor ignition up to 8 cylinders.

THE KIT COMPRISES EVERYTHING NEEDED

Ready drilled pressed steel case coated in matt black epoxy resin, ready drilled base and heat-sink, top quality 5 year guaranteed transformer and components, cables, coil connectors, printed circuit board, nuts, bolts, silicon grease, full instructions to make the kit negative or positive earth, and 10 page installation instructions.

OPTIONAL EXTRAS

Electronic/conventional ignition switch.
Gives instant changeover from "Sparkrite" ignition to conventional ignition for performance comparisons; static timing etc., and will also switch the ignition off completely as a security device, includes switch connectors, mounting bracket and instructions. Cables excluded. Also available RPM limiting control for dashboard mounting (fitted in case on ready built unit).

CALLERS WELCOME. For Crypton tuning and fitting service — phone (0922) 33008

PRICES INCLUDE VAT, POST AND PACKING.

IMPROVE PERFORMANCE & ECONOMY NOW

Note—Vehicles with current impulse tachometers (Smiths code on dial RV1 will require a tachometer pulse slave unit). Price £35 inc. V.A.T. post & packing.

POST TODAY!

Quick installation
No engine modification required

Electronics Design Associates, Dept., PW/2
82 Bath Street, Walsall, WS1 3DE. Phone: (0922) 33652

Name

Address

Mk. 2 DIY Ass. Kit @ £11.80	QUANTITY REQUIRED	I enclose cheque/PO's for £
Mk. 2 Ready Built Negative Earth @ £14.97		
Mk. 2 Ready Built Positive Earth @ £14.97		
Ignition Changeover switches @ £4.30		
R.P.M. Limit systems in above units @ £2.42		Cheque No.
		Send SAE if brochure only required.

Get a great deal from Marshall's

A. Marshall (London) Ltd Dept: PW

40-42 Cricklewood Broadway London NW23ET Tel: 01-452 0161/2 Telex: 21492
& 85 West Regent St Glasgow G2 2QD Tel: 041-332 4133
& 1 Straits Parade Fishponds Bristol BS16 2LX Tel: 0272-654201/2

Catalogue price 55p post paid
(30p to callers)

Call in and see us 9-5.30 Mon-Fri 9-5.00 Sat

WE ARE NOW AT NEWCASTLE-ON-TYNE

Marshall Aitken Ltd, 35 High Bridge Tel: 0632 26729

Top 200 IC's TTL, CMOS & Linears

CA3020A	£1.45	CD4049	56p	NE555V	48p	SN7447	89p	SN74154	£1.48
CA3028A	£1.85	CD4050	56p	NE556	£1.30	SN7448	89p	SN74157	79p
CA3035	£1.35	CD4510	£1.54	NE560	£4.48	SN7450	21p	SN74160	£1.20
CA3046	73p	CD4511	£1.54	NE565	£1.30	SN7451	21p	SN74161	£1.20
CA3048	£2.15	CD4516	£1.54	SL414A	£2.35	SN7453	21p	SN74162	£1.20
CA3052	£1.62	CD4518	£1.38	SL610C	£2.35	SN7454	21p	SN74163	£1.20
CA3089E	£2.00	CD4520	£1.38	SL611C	£2.35	SN7460	35p	SN74165	£1.20
CA3090Q	£4.25	LM301AH	47p	SL612C	£2.35	SN7470	21p	SN74166	£1.20
CA3130	88p	LM308N	£1.17	SL620C	£3.50	SN7472	21p	SN74167	£1.20
CD4000	20p	LM309K	£1.80	SL621C	£3.50	SN7453	33p	SN74174	98p
CD4001	20p	LM380	98p	SL623C	£5.75	SN7475	33p	SN74175	98p
CD4002	20p	LM381AN	£2.07	SL640C	£4.00	SN7474	46p	SN74176	98p
CD4006	£1.16	LM702C	75p	SN7400	21p	SN7476	39p	SN74180	£2.96
CD4007	20p	LM709	21p	SN7401	21p	SN7480	55p	SN74181	£2.85
CD4008	97p	TO99	40p	SN7402	21p	SN7481	£1.25	SN74190	£1.48
CD4009	57p	8DIL	40p	SN7403	26p	SN7482	77p	SN74191	£1.48
CD4010	57p	14DIL	40p	SN7404	26p	SN7483	£1.04	SN74192	£1.27
CD4011	20p	LM710	45p	SN7405	26p	SN7484	£1.00	SN74193	£1.27
CD4012	20p	LM723C	60p	SN7406	39p	SN7485	£1.48	SN74196	£1.27
CD4013	59p	LM748	44p	SN7407	39p	SN7486	88p	SN74197	90p
CD4014	£1.01	TO99	38p	SN7408	22p	SN7490	77p	SN74199	£2.28
CD4015	£1.01	8DIL	38p	SN7409	22p	SN7491	49p	SN76003N	£2.98
CD4016	56p	14DIL	40p	SN7410	21p	SN7492	49p	SN76013N	£2.20
CD4017	£1.01	LM747	78p	SN7412	21p	SN7493	49p	SN76023N	£2.50
CD4018	£1.01	LM748	78p	SN7413	51p	SN7494	85p	SN76033N	£2.50
CD4019	57p	8DIL	44p	SN7414	46p	SN7495	61p	TAA263	£1.25
CD4020	£1.12	14DIL	41p	SN7417	46p	SN7496	88p	TAA300	£2.67
CD4021	£1.01	LM3900N	55p	SN7420	31p	SN74100	£1.23	TAA350A	£2.48
CD4022	97p	LM7805P	£1.39	SN7423	30p	SN74107	33p	TAA550	40p
CD4023	20p	LM7812P	£1.39	SN7425	30p	SN74118	99p	TAA611C	£2.25
CD4024	20p	LM7824P	£1.39	SN7430	30p	SN74121	39p	TAA621	£2.15
CD4025	20p	LM7824P	£1.39	SN7430	30p	SN74122	54p	TAA661B	£1.32
CD4027	56p	MCI303L	£1.44	SN7432	46p	SN74123	46p	TBA611B	£2.50
CD4028	91p	MCI310P	£1.91	SN7437	43p	SN74123	46p	TBA651	£1.80
CD4029	£1.17	MCI330P	£1.35	SN7438	30p	SN74141	80p	TBA800	89p
CD4030	57p	MCI351P	£1.87	SN7440	21p	SN74145	83p	TBA810	98p
CD4031	£2.26	MCI4553	£4.07	SN7441	80p	SN74150	£1.66	TBA820	85p
CD4037	97p	MCI466L	£3.95	SN7442	61p	SN74151	85p	TBA920	£1.79
CD4041	83p	MCI469R	£2.50	SN7446	96p	SN74153	85p		

SEND FOR OUR NEW CATALOGUE WITH 500 NEW LINES—55p post paid.

Call in or send S.A.E. for details.

POPULAR SEMICONDUCTORS


2N696	25p	2N3906	22p	AF139	69p	BD139	42p	MPSA56	20p
2N697	16p	2N4058	20p	AF239	74p	BF115	36p	OC28	£2.00
2N699	55p	2N4062	18p	AF279	80p	BF117	70p	OC42	50p
2N706	12p	2N4921	60p	AF280	85p	BF154	25p	TIP29A	50p
2N708	21p	2N4923	70p	AL102	£1.50	BF180	36p	TIP31A	62p
2N916	43p	2N5245	29p	BC107	14p	BF181	36p	TIP32A	75p
2N918	34p	2N5294	35p	BC109	15p	BF184	35p	TIP34A	£1.20
2N1302	37p	2N5296	36p	BC147	10p	BF194	12p	TIP35A	£2.50
2N1306	45p	2N5458	26p	BC149	13p	BF196	13p	TIP36A	£3.55
2N1308	60p	2N5459	29p	BC157	12p	BF197	14p	TIP41A	70p
2N1310	27p	2N6027	45p	BC158	11p	BF198	15p	TIP42A	70p
2N2102	60p	2N128	£2.50	BC167	12p	BF244	35p	TIP2955	£1.00
2N2148	£1.65	3N140	£1.00	BC168	12p	BF258	49p	TIP3055	50p
2N2218A	47p	3N141	85p	BC169	12p	BF259	49p	TIS43	30p
2N2219A	52p	3N200	£2.60	BC182	11p	BF598	27p	ZTX300	15p
2N2220	35p	40361	45p	BC182L	14p	BFR39	24p	ZTX301	15p
2N2221	22p	40362	48p	BC183	11p	BFR79	24p	ZTX501	15p
2N1711	27p	40406	48p	BC183L	14p	BFX29	36p	ZTX502	18p
2N2369	25p	40407	30p	BC184	14p	BFX84	39p	IN914/916	7p
2N2646	55p	40408	50p	BC184L	14p	BFX85	41p	IN4048	18p
2N2905	37p	40409	55p	BC212	14p	BFX88	32p	IN4148	7p
2N2906	28p	40410	55p	BC212L	14p	BFY50	30p	IN5404	30p
2N2907	21p	40411	£2.30	BC213L	16p	BFY51	38p	IN5408	40p
2N2926G	13p	40594	75p	BC214L	19p	BFY52	36p	AA119	14p
40595	88p	40596	88p	BC237	14p	BRV39	50p	BA102	15p
2N3054	50p	40636	£1.15	BC239	16p	ME4012	20p	BA145	15p
40673	73p	AC126	37p	BC257	17p	ME4102	10p	BA155	12p
AC126	37p	AC127	44p	BC259	18p	MJ480	£1.05	BB1038	20p
AC128	37p	AC128	37p	BC301	45p	MJ481	£1.30	BB1048	30p
AC152	30p	AC152	30p	BC307	20p	MJ490	£1.05	BY127	29p
AC153	40p	AC153	40p	BC327	20p	MJ491	£1.55	BYZ11	70p
AC176	40p	AC176	40p	BC328	20p	MJ2955	£1.21	BYZ12	70p
AC187K	15p	AC187K	15p	BC328	19p	MJ370	68p	OA47	10p
AC188K	15p	AC188K	15p	BCY70	25p	MJ371	81p	OA90	6p
AD161	75p	AD161	75p	BCY72	24p	MJ520	65p	OA91	6p
AD162	60p	AD162	60p	BD121	£2.00	MJ521	75p	OA200	8p
AF106	45p	AF106	45p	MJE265	£1.25	BY164	57p	BB1048	30p
AF109	45p	AF109	45p	MJE3055	75p	BA145	15p	BYZ11	70p
AF115	65p	AF115	65p	BD131	51p	MJ3055	75p	BYZ12	70p
AF116	65p	AF116	65p	BD132	54p	MPB113	45p	AO669	£1.00
AF118	65p	AF118	65p	BD136	36p	MPSA05	20p	TC44	25p
				BD137	36p	MPSA06	20p	C106D	65p
				BD138	39p	MPSA55	20p	ORP12	70p

"FULL RANGE OF THYRISTORS, TRIACS, DIACS & ZENERS - ALWAYS IN STOCK"

Prices correct at 9th. Nov., 1976, but all exclusive of VAT. P. & P. 30p

A MINIATURE POWER TOOL to speed your building

- Super 30 Kit (30 Tools) (incl. drill without stand) £17.62 plus P. & P. 85p
- Super 10 Kit (10 Tools) (incl. drill without stand) £13.74 plus P. & P. 65p
- Mk. II Drill Stand £4.40 plus P. & P. 35p
- Mk. II Drill only £8.79 plus P. & P. 35p
- Flexible Drive Shaft £5.46 plus P. & P. 25p
- Transformer 240V a.c./12V d.c. £6 plus P. & P. 70p



Replacement drills, stones, burrs, etc. 40p each. Circular saw blades 50p each. £2 per set of 4 sizes. P. & P. any quantity 20p.

All VAT inclusive

PRECISION PETITE LTD.

119a High Street, Teddington, Middlesex TW11 8HG

Tel. 01-977 0878 (24 hour answering service)

9" x 4" S.A.E. please for leaflet and order form

'GREENWAY'

RADIAL Lead Polyesters—from 3p.
Radial Lead Polycarbonate—from 25p.
Dipped Tantalum—from 10p. Send for List of Prices.

Potentiometers Presets *Piher Horizontal & Vertical. Linear .2V 100R; 220R; 470R; 1K; 2K2; 4K7; 10K; 22K; 47K; 100K; 220K; 1 Meg 12p. *Carbon Track Potentiometers—single Gang .25V Log & Lin (2K2-). Values as Presets 25p each. Switch Type D.P. (250V)—55p.

BARGAINS *10p each 14mm & 18mm Ferrites; Twin Mounted Pots 50K Log AB; Slide Switch 47K Log; Slider Potentiometer (stereo 20p); Phono Panel with 4 sockets 6/10/12/17 way; Connectors .15 pitch; L1296 28V Lamps; 1 1/2 P.C. Fuseholders; Mixed Concentric Pots 100K & 10K.

SPECIAL OFFER Torrodial Transformers 20V 500MA; 35V 200MA £1.25 + 42p p&p. A.C. Capacitors 16mf 500V £1.25 + 42p p&p. Isostat Solinoid Switch Coil 16ohms 24V 60p.

INDUSTRIAL DISTRIBUTORS—Send S.A.E. for Mail Order List. VAT (*) Add 12 1/2%, others 8%. P&p on orders under £3 25p.

Greenway Electronic Components

(East Grinstead), Ltd.

62 Maypole Rd., Ashurst Wood, East Grinstead, Sx. RH19-3RB.

Tel: Forest Row 3782 (STD 034-282) 3713



WILMSLOW AUDIO

THE Firm for speakers!

SPEAKERS

Baker Group 25, 3, 8 or 15 ohms	£9-00
Baker Group 35, 3, 8 or 15 ohms	£10-25
Baker Group 50/12 8 or 15 ohms	£14-00
Baker Group 50/15 8 or 15 ohms	£18-82
Baker Deluxe 12" 8 or 15 ohms	£13-38
Baker Major 3, 8 or 15 ohms	£10-69
Baker Superb 8 or 15 ohms	£19-31
Baker Resound 12" 8 or 15 ohms	£9-00
Baker Auditorium 12" 8 or 15 ohms	£14-65
Baker Auditorium 15" 8 or 15 ohms	£19-41
Celestion G12M 8 or 15 ohms	£12-95
Celestion G12H 8 or 15 ohms	£15-95
Celestion G12/50 8 or 15 ohms	£18-00
Celestion G12/50TC 8 or 15 ohms	£20-00
Celestion G15C 8 or 15 ohms	£26-95
Celestion G18C 8 or 15 ohms	£39-95
Celestion HF1300 8 or 15 ohms	£8-98
Celestion HF2000 8 ohms	£8-55
Celestion MH1000 8 or 15 ohms	£13-50
Celestion CO3K	£4-46
Decca London ribbon horn	£29-95
Decca London CO1000/8 Xover	£6-95
Decca DK30 ribbon horn	£19-95
Decca CO1/8 Xover (DK30)	£4-75
EMI 14 x 9 Bass 8 ohms 14A770	£11-92
EMI 8 x 5, 10 watt, d/cone, roll surr.	£3-75
EMI 6 1/2" d/cone, roll surr. 8 ohms	£3-93
EMI 8" roll surr. bass	£5-73
EMI 5" mid range	£3-15
EIac 59RM109 (15) 59RM114 (8)	£3-38
EIac 6 1/2" d/cone, roll surr. 8 ohms	£3-95
EIac 10" 10RM239 8 ohms	£3-95
Eagle Crossover 3000Hz 3, 8 or 15 ohm	£1-57
Eagle FR4	£5-91
Eagle FR5	£8-95
Eagle FR6	£11-95
Eagle FR10	£14-06
Eagle HT15	£3-96
Eagle HT21	£4-95
Eagle MH110	£4-00
Eagle FF28 multicell. horn	£5-95
Fane Pop 15, 8 or 16 ohm	£5-50
Fane Pop 33T, 8 or 16 ohm	£9-75
Fane Pop 50, 8 or 16 ohm	£12-50
Fane Pop 55, 8 or 16 ohm	£16-75
Fane Pop 60, 8 or 16 ohm	£19-95
Fane Pop 70, 8 or 16 ohm	£21-75
Fane Pop 100, 8 or 16 ohm	£33-95
Fane Crescendo 12A, 8 or 16 ohms	£42-95
Fane Crescendo 12BL, 8 or 16 ohms	£44-95
Fane Crescendo 15/100A, 8 or 16 ohms	£54-95
Fane Crescendo 15/125, 8 or 16 ohms	£75-95
Fane Crescendo 18, 8 or 16 ohms	£15-75
Fane 910 Mk II horn	£45-95
Fane 920 Mk II horn	£22-30
Fane HPX1 crossover 200 watt	£1-50
Fane 13 x 9, 15 watt dual cone	£8-96
Fane 801T 8" d/c, roll surr.	£8-50
Goodmans Axent 100	£14-95
Goodmans Audiom 200 8 ohm	£22-00
Goodmans Axlom 402 8 or 15 ohm	£10-60
Goodmans Twinaxiom 8, 8 or 15 ohm	£10-95
Goodmans Twinaxiom 10, 8 or 15 ohm	£6-50
Goodmans 9P 8 or 15 ohm	£8-95
Goodmans 10P 8 or 15 ohm	£16-50
Goodmans 12P 8 or 15 ohm	£17-75
Goodmans 12PG 8 or 15 ohm	£18-75
Goodmans 12PD 8 or 15 ohm	£44-00
Goodmans 12AX 8 or 15 ohm	£49-00

SPEAKERS

Goodmans 15P 8 or 15 ohm	£24-00
Goodmans 18P 8 or 15 ohm	£39-95
Goodmans Hifax 750P	£18-00
Goodmans 5" midrange 8 ohm	£4-05
Gauss 12"	£95-00
Gauss 15"	£110-00
Jordan Watts Module 4, 8 or 15 ohm	£121-00
Kef T27	£15-36
Kef T15	£5-75
Kef B110	£10-75
Kef B200	£7-95
Kef B139	£9-25
Kef DN8	£17-95
Kef DN12	£2-50
Kef DN13 SP1015 or SP1017	£5-95
Lowther PM6	£4-95
Lowther PM6 Mk 1	£32-00
Lowther PM7	£35-00
Peerless KO10DT 4 or 8 ohms	£48-00
Peerless DT10HFC 8 ohms	£8-25
Peerless KO40MRF 8 ohms	£9-50
Peerless MT25HFC 8 ohms	£9-95
Richard Allan CA12 12" bass	£3-46
Richard Allan HP85	£19-80
Richard Allan LP85	£12-50
Richard Allan DT20	£6-50
Richard Allan CN8280	£16-95
Richard Allan CN820	£3-15
Richard Allan Super disco 60W 12"	£16-95
Richard Allan CG15 15" bass	£27-45
Richard Allan Super Disco 10" 50 watt	£13-25
Richard Allan Super Disco 8" 50 watt	£12-95
Radford MD6	£11-50
Radford MD6 dome mid range	£15-75
Radford TD 3	£8-25
Radford Crossover network	£14-75
BD25 Mk II	£23-20
Soles 4001 G & K	£5-90
Tannoy 10" HPD	£18-00
Tannoy 12" HPD	£86-00
Tannoy 15" HPD	£99-95
Wharfedale Super 10 RS/DD 8 ohms	£13-50
Castle 8 RS/DD	£9-28

SPEAKER KITS

Baker Major Module 3, 8 or 15 ohms	each £13-28
Goodmans DIN 20 4 or 8 ohms	each £15-75
Goodmans Metzco Twin Kit	pair £31-95
Helme XLK 20	pair £17-50
Helme XLK 30	pair £21-95
Helme XLK 35	pair £26-75
Helme XLK 40	pair £38-50
Kef kit I	pair £51-00
Kef kit III	each £48-00
Peerless 1050	pair £54-00
Peerless 1070	each £46-50
Peerless 1120	each £54-00
Peerless 2050	pair £39-50
Peerless 2060	pair £53-00
Richard Allan Twin assembly	each £13-95
Richard Allan Triple 8	each £20-75
Richard Allan Triple 12	each £25-95
Richard Allan Super Triple	each £29-80
Richard Allan RA8 Kit	pair £37-80
Richard Allan RA82 Kit	pair £39-40
Richard Allan RA82L Kit	pair £65-70

SPEAKER KITS

Fane Mode One M10	each £10-35
Wharfedale Linton II kit	pair £21-50
Wharfedale Glendale 3XP kit	pair £47-70
Wharfedale Glendale III kit	pair £58-40
Wharfedale Denton 2XP kit	pair £23-25
Wharfedale Linton 3 x P Kit	pair £34-25

HI-FI

ON DEMONSTRATION in our showrooms

Akai, Armstrong, Bowers and Wilkins, Castle, Celestion, Dual, Goodmans, Kef, Leak, Pioneer, Radford, Richard Allan, Rotel, Tandberg, Trio, Videotone, Wharfedale, etc. Ask for our Hi-Fi Discount Price List.

THIS MONTH'S SPECIALS! Carr. £2-50 Rotel RA 412 £77-95. Rotel RX 202 Mk II £97-50. Videotone Minimax II £43-00. Videotone Saphir II £49-00. Pioneer SX 450 £116-00. Sansui SC 2000/2002 £149-70.

We stock the complete Radford range of amplifiers, preamplifiers, power amplifiers, tuners, etc., and also Radford Audio Laboratory equipment, low distortion oscillator, distortion measuring set, audio noise meter, etc.

All Prices include VAT
(Prices correct at 3.12.78)

Send stamp for Free 38 page booklet
'Choosing a Speaker'.

All units guaranteed New and Perfect.

Carriage and Insurance:

Speakers up to 12"	60p
12"	£1-00
15"	£1-75
18"	£2-50

Kits £1-00 each (£2-00 per pair)

Tweeters & Crossovers 33p each

Complete kits in stock for Radford Studio 90, Radford Monitor 180, Radford Studio 270, Radford Studio 360, HiFi Answers Monitor (Rogers), HiFi News No Compromise (Frisby), HiFi News State of the Art, Wireless World Transmission Line (Bailey), Practical HiFi and Audio Monitor (Giles), Practical HiFi and Audio Triangle (Giles), Popular HiFi (Colloms), etc.

Construction leaflets for Radford, Kef, Jordan Watts, Tannoy, Hi-Fi On dem. Answers Monitor, State of Art, Free on Request.

P.A. Amplifiers, microphones etc. by Shure, Linear, Eagle, Beyer, AKG etc.

FREE with orders over £10—"HiFi Loudspeaker Enclosures" Book

WILMSLOW AUDIO

Dept. PW

Loudspeakers, Mail Order and Export:
Swan Works, Bank Square, Wilmslow.
Hi-Fi, Radio & TV: Swift of Wilmslow
5 Swan Street, Wilmslow, Cheshire.
PA, Hi-Fi & Accessories: Wilmslow
Audio, 10 Swan Street, Wilmslow,
Cheshire.

Telephone:

Loudspeakers, Mail Order and Export
Wilmslow 29599

Hi-Fi, Radio, etc., Wilmslow 26213
(Access and Barclay Card orders
accepted by phone).

CRESCENT RADIO LTD.

164-166 HIGH ROAD, LONDON N22 6EJ
(also) 13 SOUTH MALL, EDMONTON, N.9
MAIL ORDER DEPT.

1 ST. MICHAELS TERRACE, WOOD GREEN,
LONDON N22 4SJ Phone 888 4474

ALUMINIUM BOXES +8%

Metal project boxes give your work a professional finish

	L	W	H	
AB7	2 1/2	5 1/2	1 1/2	54p
AB8	4	4	1 1/2	63p
AB9	4	2 1/2	1 1/2	54p
AB10	4	5 1/2	1 1/2	63p
AB11	4	2 1/2	2	54p
AB12	8	2	1	45p
AB13	6	4	2	69p
AB14	7	5	2 1/2	89p
AB15	8	8	3	£1.02
AB16	10	7	3	£1.35
AB17	10	4 1/2	3	£1.02
AB18	12	5	3	£1.20
AB19	12	8	3	£1.50

"C100" 100 WATT AMPLIFIER

All built and tested, mounted on a plain aluminium chassis which measures 18" x 9 1/2" x 4" and which you can mount into a cabinet of your choice. Four controlled inputs, master volume, treble, middle and bass controls. 6/6 protected output. 100 watts clean into 8ohm 1/2S. Ideal for disco, music groups, P.A. and clubs. A bargain at £42 + £1 carr. + 8% VAT.

AIRCRAFT BAND CONVERTER

A most popular unit providing instant conversion of any medium wave radio to cover the fascinating V.H.F. aircraft band. Spec: 9 volts. Works with any AM or FM radio without requiring to be connected. Tunes: 110-135 MHz. Size: 100 x 70 x 40mm. Our price £5.50 + 12 1/2% VAT.



POWER SUPPLY UNITS +8%

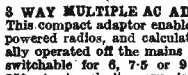
PF1 switch—3, 4, 6, 7, 9 and 12 volts at 500 mA, with on/off switch and pilot light. Size: 190mm x 55mm x 75mm. ONLY £4.50



ME CONDENSER MICROPHONE
Cardoid and omni-directional 600 ohm and 50K ohm impedance. 20-18,000 Hz. On/off switch and wind shield. Complete with stand adaptor. Packed in presentation box. Price £12.50 + 12 1/2% VAT.



3 WAY MULTIPLE AC ADAPTOR
This compact adaptor enables a large range of battery powered radios, and calculators to be more economically operated off the mains (220-240V A.C.) Instantly switchable for 6, 7.5 or 9 Volts, current rating is 250mA. A polarity reversing coupler is incorporated into the 2 metre lead which is terminated by a unique 4 way plug offering connections by 2.1 and 2.5mm sockets, 2.5 and 3.5mm plugs. The sealed moulded unit is fitted with a 2 pin 5 amp mains plug and measures 47 x 35 x 65mm. Nominal weight: 9.22 kg. ONLY £23.50 + 8%.



TIE-CLIP CONDENSER MICROPHONE
Omni-Directional 600 ohm 40-15,000Hz. Extra long lead. Ideal for stage work, conferences, etc. Price £3.50 + 12 1/2% VAT.



LOW NOISE LOW PRICE CASSETTES +8%
Good quality tape in well made screw type cassettes. Presented in single plastic cases. C60—83p C90—48p C120—60p
100% Discount on ten or more cassettes of one type

LOUDSPEAKERS +12 1/2%

2 1/2" 8 ohm	80p
2 1/2" 40 ohm	80p
2 1/2" 80 ohm	90p
5" 8 ohm ceramic	£1.25



MULTI-METER MM12 50,000 o.p.v.

If you need a good instrument for your work/hobby and you're not prepared to settle for a small scale and poor ranges, then read the specifications for the MM12, and send for one!



AC volts: 0 to 1.5, to 0/500 in 10 ranges. DC volts: 0 to 0.5, to 0/500 in 12 ranges. DC current: 0 to 25 µA, to 0/10 amps in 10 ranges. Resistance: 0 to 100 ohms, to 0/16 meg ohms in 4 ranges. Decibels: -20 to +62 db in 10 ranges. Size: 6 1/2 x 4 1/2 x 2 1/2 in.

Price £19.50 + 8% VAT.

BARGAIN PROJECT BOX
A plastic box with moulded extrusion rails for PC or Chassis panels with metal front plate fitted with four screws (all supplied). OUR PRICE 60p. + 8%

DI MULTI-METER

Ideal tester for everybody interested in electronics. Weighing less than 100 grammes and only 60 x 24 x 90 mm. Ranges: A.C. volts: 0-10V, 50V, 250V, 1,000V. D.C. volts: 0-10V, 50V, 250V, 1,000V. D.C. current: 0-1mA, 0-100mA. Resistance: 0-150 kohm. Price £4.75 + 8% VAT.



FERRIC CHLORIDE

Anhydrous ferric chloride in double sealed one pound poly packs. Our Price 65p + P/P + VAT @ 8% per lb.

3 KILOWATTS PSYCHEDELIC LIGHT CONTROL UNIT

Three Channel Bass, Middle, Treble. Each channel has its own sensitivity control. Just connect the input of this unit to the loudspeaker terminals of an amplifier and connect three 250V to 1000W lamps to the output terminals of the unit, and you produce a fascinating sound-light display. (All guaranteed.)



£18.50 plus 75p P. & P. + 8%

BARGAIN TRANSFORMERS

12-0-12 volt 500mA/240 volt primary transformer bargain. approx size 60mm x 40mm x 50mm fixing centres 75mm
Our Price £1.20 + 8%



EFFECTS PROJECTOR "150"

No Disco should be without our new effects projector, we believe that this is the most versatile machine for projecting coloured lights to supplement your music. Spec:—Volts=220/240 AC 50Hz. Lamp=A1/167 150 watts. Standard Lens=60 mm.

A sturdy metal construction and takes a range of lenses and accessories. Comes complete with 8" liquid wheel and ready to use. A bargain at £27 + VAT 8%.

A19 STEREO PRE-AMPLIFIER

Using standard phono plug connections. Input impedance: 50,000 ohms. Maximum input: 30 mv. Maximum output: 1.8v (at 1% distortion). Gain: 10mv input, 0.5v frequency response: 30-20,000 Hz. S/N ratio: over 60 dB. Power supply: 240V AC. Dimensions: 101 x 63 x 40mm. Our Price £5.50 + 12 1/2% VAT.




CHINAGLIA DINO — ELECTRICAL AND ELECTRONIC TEST EQUIPMENT MANUFACTURERS

PRESENT THE

DOLOMITI

20kΩ/V a.c. and d.c.

A NEW HIGH SENSITIVITY MULTIMETER WITH ALL THE FEATURES YOU WILL EVER NEED



Accuracy: D.C. ranges, ± 2.0%. A.C. & Ω ranges ± 2.5%.

39 ranges: d.c. V, 0-150mV, 500mV, 1-5V, 5V, 15V, 50V, 150V, 500V, 1-5kV; d.c. I, 0-50 µA, 500µA, 5mA, 50mA, 0-5A, 5A; a.c. V, 5V, 15V, 50V, 150V, 500V, 1-5kV; a.c. I, 5mA, 50mA, 0-5A, 5A; dB—10 to +85 in 8 ranges; Ω 0-0.5kΩ, 5kΩ, 50kΩ, 500kΩ, 5MΩ, 50MΩ; pF 50kPF, 500kPF.

Automatic overload protection and high current range fusing. Scale mirror and fine pointer for accuracy of reading. Single knob main range switching and all panel controls. C.E.I. Class 1 movement with sprung jewel bearings. Extended 92mm scale length for extra clarity. Compact ABS case 125 x 131 x 37mm. Weight 750g with batteries. Supplied complete with carrying case, fused leads, handbook and full 12-month guarantee. Optional 30kV d.c. probe available.

Meter £45.90 incl. VAT (£1 P. & P.)
30kV Probe £ £12.85 incl. VAT

For details of this and the many other exciting instruments in the Chinaglia range, including multi-meters, component measuring, automotive and electronic instruments please write or telephone.

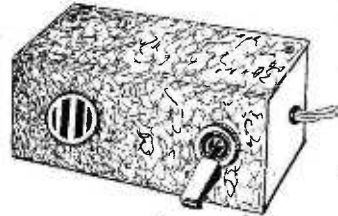
ALCON

19 MULBERRY WALK, LONDON SW3 6DZ TEL: 01-352 1897

Doram kits

DORAM KITS CONTAIN EVERYTHING DOWN TO THE LAST NUT

CAIR LIGHTS ON ALARM



£2.65 + S

Ideal for avoiding drained batteries when parking after driving in fog, this unit sounds an audible alarm when the ignition is switched off with the lights still on. An over-ride switch is provided for use when parking. Easy to construct and connect.
£2.65 + S VAT (Order code 991-855)

Subject to availability

O'sea orders—add 15% for P+P. All items offered for sale subject to the Terms of Business set out in Doram Edition 3 catalogue, price 60p. The Doram Kit brochure is also available, price 25p. Combined price, only 70p which entitles you to 2 x 25p vouchers, each one usable on any order placed to the value of £5.00 or more (ex. VAT).

DORAM ELECTRONICS LTD., P.O. BOX TR8, WELLINGTON ROAD INDUSTRIAL ESTATE, LEEDS LS12 2UF

An Electrocomponents Group Company

Stirling Sound

QV* MODULES FOR COST-CONSCIOUS CONSTRUCTORS

STIRLING SOUND policy is to ensure customer satisfaction by designing and making their products in their own factory in Essex and selling direct. Production control-checked throughout. All QV Modules are compatible within the range and with much other equipment.


PRE-AMP AND CONTROL UNITS

UNIT ONE PRE-AMP/CONTROL

Combined pre-amp with active tone-control circuits. ± 15 dB at 10kHz treble and 30Hz bass. Stereo. Vol./balance/treble/bass 200mV out for 50mV in. Operates 10-16V. **£7.80**

SS100 Active tone control stereo. ± 15 dB on bass and on treble **£1.60**

SS101 Pre-amp for ceramic cartridges, radio, tape, Stereo. Passive tone control circuit shown in data supplied. **£1.60**



SS102 Stereo pre-amp for low output magnetic P.U.s R.I.A.A. corrected. Linear feedback facility. **£2.65**

POWER AMPLIFIERS FROM 3 TO 100 WATTS R.M.S.

THE NEW SS1100

Delivers 100 watts r.m.s. into 4 ohms using 70 volt supply. Heavy duty, ruggedly constructed module complete with output capacitor and heatsink-type mounting bracket. Size approx. 140 x 76 x 32mm. Just the job for disco or P.A. use. **£9.45†**

Large Heatsink—**£1.00†**

SS103 3 watt r.m.s. mono I.C. with built-in current, short, and thermal protection. **£1.75**

SS103-3 Stereo version of above **£3.25**

SS105 5 watts r.m.s. into 4 ohms, using 12V (SS312 for example). **£2.25**

SS110 10 watts r.m.s. using 24V and 4 ohm load. Use SS324 as the power supply. **£2.75**

SS120 20 watts r.m.s. into 4 ohms, using 34V. Use SS324 for your power supply. **£3.00**

Modules SS105/110/120 all measure 89 x 50 x 19mm (3½ x 2½ in). Suitable power supplies will be found in the accompanying range.

FM TUNING MODULES

SS201 Front end tuner, slow geared drive, two gang A.F.C. facility. Tunes 88-108MHz. **£5.00**

SS202 I.F. amplifier. Metering and A.F.C. facilities. **£2.45**

SS203 Stereo Decoder for use with the above or other FM mono tuners. A LED may be fitted. **£3.85**

Appropriate technical details with all QV modules.

*THE BUILT-IN QV FACTOR

means Stirling Sound's guarantee of QUALITY AND VALUE to give you today's best value all round.

Stirling Sound

A member of the Bi-Pre-Pak group

220-224 WEST RD., WESTCLIFFE-ON-SEA, ESSEX SS0 9DF

Telephone Southend (0702) 46344

CALLERS WELCOME

Practical Wireless, February 1977



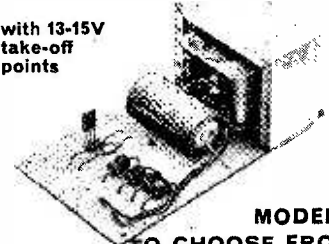
SS140

40 watts r.m.s. into 4 ohms using 45V supply such as SS345. Ideal for small discos and P.A. 101 x 76 x 19mm (4 3/8 in).

£3.95†

TODAY'S BEST VALUE IN Power Supply Units

with 13-15V take-off points



7

MODELS

TO CHOOSE FROM

All the following are supplied assembled complete with mains transformers and low volt take-off points. Complete with mains transformers (except SS300). All at 8% VAT rate. Add 50p for p/p any model except SS300.

SS312	12V/1A	£3.75†
SS318	18V/1A	£4.15†
SS324	24V/1A	£4.60†
SS334	34V/2A	£5.20†
SS345	45V/2A	£6.25†
SS350	50V/2A	£6.50†

SS300 Power stabilising unit adjustable from 10V/2A to 50V/2A for adding to unstabilised supplies. With built-in protection against shorting (p/p 35p). **£3.25†**

SS310/50

Stabilised power supply with variable output from 10 to 50V/2A. With built-in protection against shorting. **£11.95†**



WHEN ORDERING


Add 35p for p/p unless stated otherwise. VAT add 12% to total value of order unless price is shown; when the rate is 8%. Make cheques, etc., payable to Bi-Pre-Pak Ltd. Every effort is made to ensure correctness of information at time of going to press. Prices subject to alteration without notice.

Incredible Value in Precision Test Meters

AVAILABLE FROM SELECTED STOCKISTS. WRITE OR PHONE FOR LIST

MICROTEST 80—I.C.E. 20,000 Ohms/Volt 40 RANGES

20,000 Ohms/Volt, (d.c.) 4,000 Ohms/Volt (a.c.) 2% accuracy. V d.c. 100mV to 1kV (6 Ranges). I d.c. 50μA to 5A (6 Ranges). V a.c. 1.5V to 1kV (5 Ranges) I a.c. 250μA to 2.5A (5 Ranges). Resistance, Low Ohms, Ohms×1, Ohms×10, Ohms×100. Output Level Measurements 1.5V to 1000V (5 Ranges) + 6dB to + 62dB (5 Ranges). Capacitance 25μF to 25,000 μF (4 Ranges). 1000 times overload protection (on Resistance ranges). Meter movement diode protection. Size (without case) 90×70×18mm. Automatic zero, non-parallax mirror scale. Unbreakable carrying case and probes supplied. Full After Sales Service available. **Price £15.66 inc. VAT**




The I.C.E. Measurement System includes a comprehensive range of accessories: shunts, transformers, specialised probes, transistor-tester etc. I.C.E. High-Voltage d.c. Probe, Model 18. Input Impedance: 500M Ohm, nominal (Other values available to order). The Model 18 d.c. Probe consists of a highly insulated moulded plastic body, fitted with a hand guard-ring, containing a stable, precision 500M Ohm resistor, which may be used to extend the d.c. voltage measuring capability of analogue multi-meters or electronic voltmeters, to a maximum value of 25kV. The probe is fitted with a prod-tip for connection to the voltage source to be measured and a connecting lead terminating in a 2mm plug for insertion into the measuring instrument's d.c. voltage input socket. (4mm plug available to order). **£6.42 inc. VAT**

SUPER TESTER 680R—I.C.E.

20,000 Ohms/Volt 80 RANGES

20,000 Ohms/Volt 1% d.c. 4,000 Ohms/Volt a.c. 2% V d.c. 100mV to 2kV (13 ranges). V a.c. 2V to 2kV (11 Ranges). I d.c. 50μA to 10A (12 Ranges). I a.c. 250μA to 5A (10 Ranges). Resistance Ohms × 1, × 100, × 1000, × 10,000 and Low Ohms. Reactance Detector 0-10M Ohms. Freq. Measurement 0-5000 Hz (2 Ranges). Output Level 10-2000V (9 Ranges). Decibels -24+70dB (10 Ranges). Capacitance 0-500,000 pF (2 Ranges using mains supply) 0-20,000 μF (4 Ranges using internal 3 Volt battery). 1000 times overload protection on Resistance ranges and meter movement diode protection. 10 Measurement Functions and 80 Ranges. Size 128 × 95 × 32mm. Non-parallax mirror scale. Unbreakable carrying case supplied which contains probes, mains lead, crocodile clips and shorting link. **Price £24.30 inc. VAT**




Sole Importers and Distributors

Electronic Brokers Ltd

49-53 Pancras Rd., London NW1 2QB. Tel: 01-837 7781

The Pictorial Method



BASIC ELECTRICITY (5 vols) ELECTRONICS (6 vols) TELEVISION (3 vols)

You'll find it easy to learn with this outstandingly successful PICTORIAL METHOD. The essential facts are explained in the simplest language, one at a time, and each is illustrated by an accurate cartoon-type drawing. These clear and concise illustrations make study a real pleasure. The books are based on the latest research into simplified learning techniques. This easy-approach-to-learning method has proved beyond doubt that acquiring knowledge can be an enjoyable experience.

YOUR 100% GUARANTEE

Should you be, in any way dissatisfied with the MANUALS your money will be refunded by return of post.

WHAT READERS SAY

I didn't know this subject could be so easily presented. *J. K., Earsfield*

Pleased to say how understandable your books are—I now have a sound knowledge of the subject. *A. K., Hull*

Invaluable for my training as a Technician. *W. J., Stockport*

They have an easy approach to learning that a mathematical idiot like myself can easily understand. *K.L.Y., Ashton-u-Lyme*

Thank you for the excellent publication: the best in form and type I have ever come across. *T.L.O., Shanklin*

I find the Basic Manuals the best in their class and a real help in my work in phototype electronics. *C.L.P., Cardiff*

The series will be of exceptional value in training mechanics and technicians in Electricity, Radio and Electronics.

To The SELRAY BOOK CO., 60 HAYES HILL, HAYES, BROMLEY, KENT. BR2 7HP

Please find enclosed P.O./Cheque value £.....

BASIC ELECTRICITY 5 parts £8.00

BASIC ELECTRONICS 6 parts £9.50

BASIC TELEVISION 3 parts £5.00

Tick Set(s) required. Prices include Postage

YOUR 100% GUARANTEE. If after 10 days examination you decide to return the Manuals your money will be refunded in full.

NAME

BLOCK LETTERS

FULL POSTAL.....

ADDRESS

POST NOW FOR THIS OFFER!

NEW MULLARD & MAZDA VALVES

All individually boxed.
Full trade discounts to
bona fide companies.
Prices on application.

EXPRESS POSTAGE

15p for 1 Valve.
Each additional Valve
add 2p in UK.

DM70	0.69	EF80	0.62	PCC84	0.84	PL504	1.40	30C15/	
DY86/7	0.70	EF83	1.10	PCF205	1.02	PL508	1.73	PCF800	1.22
DY802	0.53	EF85	0.70	PCC88	0.98	PL509	2.33	30C17	1.29
EB91	0.97	EF86	1.73	PCF89	0.97	PL802	2.33	30C18/	
EBC31	0.89	EF89	1.73	PCC188	1.22	PY33	0.73	PCF805	1.29
EBF80	0.63	EF91	1.35	PCF80	0.34	PY81/800	0.72	30F5/PF818	
EBF83	0.86	EF92	1.51	PCF82	1.37	PY82	0.70		1.35
EBF89	0.50	EF183	0.93	PCF86	0.97	PY88/7	70p	30FLI/	
EC86	0.82	EF184	0.93	PCF201	1.50	PY88	0.84	PCF800	0.98
EC88	0.86	EH90	0.72	PCF500	1.50	PY500A	1.30	30FL2	1.02
EC90	0.84	EL34	1.40	PCF801	0.97	PY900	0.72	30FL12	1.44
EC97	0.89	EL34	1.40	PCF802	1.02	Y801	0.72	30FL14	1.20
EC81	0.70	EL94	1.50	PCF806	0.97	U26	1.22	30L1/PC884	
EC82	0.70	EL94	1.50	PCF806	0.97	U26	1.22		
EC83	0.70	EL95	1.02	PCL82	0.84	U191	1.17	30L15/	
EC84	0.63	EM81	1.24	PCL83	0.97	U193	0.56	PCC8051	3.5
EC85	1.02	EY51	0.89	PCL84	0.93	UBC81	0.80	30L17	1.12
EC88	0.77	EY86	0.50	PCL85	0.72	UBF89	0.65	30P4MR	1.63
EC8189	0.77	EY86/87	0.70	PCL86	0.97	UCC85	0.66	PC801	1.22
ECF80	0.63	EY88	0.81	PCL805/		UCH81	1.73	30P12/	
ECF82	0.90	EZ50	0.97	UCL82	1.02	UCL82	1.02	30P19/	
ECF86	0.78	EZ81	0.70	UCL83	0.84	UL84	1.23	PC802	1.06
ECH81	1.73	GY501	1.73	PL36	1.40	UY85	0.73	30PL1/	
ECH83	1.06	GZ34	1.22	PL81	1.23	6/30L2		PCL801	1.35
ECH84	1.50	OC33	0.60	PL81A	1.40	EC8041	2.0	30PL13/	
ECL80	1.82	PC86	1.40	PL82	0.48	6F23/EF812		PCL800	1.47
ECL82	0.69	PC83	1.33	PL83	1.73		1.16	30PL14	
ECL83	0.93	PC87	0.70	PL84	1.73			PCL838	1.72
ECL86	0.82	PC900	0.84	PL500	1.40			30PL15	1.44

NEW VALVES

Individually boxed and
guaranteed but of Euro-
pean or other origin at
greatly reduced prices.
Quotations for any
valve not listed.

AZ1	1.00	EF39	1.25	O82	0.45	6J5G	0.45	6J5G	0.45
AZ31	1.00	EF80	0.35	PC86	0.65	6J6	0.35	6J6	0.35
CLB31	1.40	EF85	0.45	PC88	0.65	6J7M	0.80	6J7M	0.80
CL33	1.50	EF86	0.50	PC97	0.55	6K6GT	0.80	6K6GT	0.80
CY31	1.00	EF89	0.35	PC900	0.55	6K7M	0.45	6K7M	0.45
DA F91	0.40	EF92	0.40	PCC84	0.84	6K8M	0.70	6K8M	0.70
DA F96	0.60	EF95	0.45	UY41	0.55	6K25	1.00	6K25	1.00
DCC90	1.85	EF95	0.45	UY85	0.55	6L6G	2.50	6L6G	2.50
DF91	0.40	EF98	0.80	PCC189	0.65	6Q7G	0.40	6Q7G	0.40
DF86	0.60	EF183	0.80	PCF80	0.34	6Q7M	0.50	6Q7M	0.50
DK91	0.50	EF184	0.40	PCF82	1.37	6SL7GT	0.60	6SL7GT	0.60
DK92	1.00	EL32	0.60	PCF82	1.37	6SN7GT	0.55	6SN7GT	0.55
DK96	0.75	EL33	3.00	PCF86	0.65	6SQ7GY	0.40	6SQ7GY	0.40
DL92	0.50	EL34	0.70	PCF801	0.60	6UCL82	0.40	6UCL82	0.40
DL94	0.85	EL36	0.60	PCF802	0.55	6V6GT	0.60	6V6GT	0.60
DY96	0.55	EL37	3.40	PCF806	0.80	6X4	0.45	6X4	0.45
DY86	0.45	EL41	1.55	PCF806	0.80	6X5G	0.45	6X5G	0.45
DY87	0.45	EL42	1.55	PCF806	0.80	6X6GT	0.60	6X6GT	0.60
DY802	0.47	EL95	0.60	PCL82	0.45	6Y7	1.30	6Y7	1.30
EBC80	0.38	EM80	0.55	PCL83	0.70	6Z6	2.25	6Z6	2.25
EA F42	0.70	EM81	0.60	PCL84	0.50	6Z7	2.25	6Z7	2.25
EBC31	1.00	EM84	0.40	PCL85	0.60	7A	0.38	7A	0.38
EBC41	0.75	EM87	1.00	PCL86	0.50	12AT6	0.45	12AT6	0.45
EBC81	0.40	EY51	0.45	PCL85/85	0.60	12AT7	0.45	12AT7	0.45
EBF80	0.40	EY86	0.50	PD500	1.50	12AU6	0.50	12AU6	0.50
EBF83	0.40	EZ40	0.60	PEN45	0.85	12AX7	0.38	12AX7	0.38
EBF89	0.52	EZ41	0.75	PL36	1.40	12AX7	0.38	12AX7	0.38
EC81	0.45	EZ80	0.30	PL32	0.50	12B6E	0.60	12B6E	0.60
EC82	0.38	EZ81	0.90	PL83	0.50	30C1	1.00	30C1	1.00
EC83	0.38	GY501	0.90	PL84	0.50	30C18	0.90	30C18	0.90
EC84	0.35	GZ30	0.65	PL504	0.85	30C19	1.00	30C19	1.00
EC85	0.45	GZ34	0.75	PL508	0.90	30F5	1.00	30F5	1.00
EC86	0.50	HN309	1.50	PL509	1.60	30FL12	1.44	30FL12	1.44
ECH35	1.50	NT61	3.40	PL502	2.00	30FL14	1.20	30FL14	1.20
ECH42	0.85	KT66	3.40	PX25	3.50	30L15	0.95	30L15	0.95
ECH81	0.35	KT81	2.00	PY33	0.63	30L17	0.95	30L17	0.95
ECH83	0.50	(7C5)	2.00	PY81	0.50	30P4MR	1.30	30P4MR	1.30
ECL80	0.60	KT88	2.00	PY82	0.45	30P12	1.00	30P12	1.00
ECL82	0.42	KTW61	1.50	PY83	0.50	30P19	0.95	30P19	0.95
ECL83	0.75	MU14	1.00	PY88	0.83	30P19	0.95	30P19	0.95
ECL86	0.50	NT61	3.40	PY500	1.50	30PL13	1.10	30PL13	1.10
EF37A	1.50	OA2	0.45	PY81/800	0.50	6C4	1.40	6C4	1.40
						6CD8G	1.60	6CD8G	1.60
						6CH6	2.20	6CH6	2.20
						6CW4	4.00	6CW4	4.00
						6F23	0.90	6F23	0.90
						6F25	1.00	6F25	1.00
						6F23	0.75	6F23	0.75
						6J5M	0.65	6J5M	0.65

TRANSISTORS-INTEGRATED CIRCUITS

EXPRESS POSTAGE

15p per order in UK.

All transistors, I.C's
offered are new and
branded. Manufactured
by Mullard, Texas, RCA,
Ferranti, Motorola, ITT,
Fairchild, Lucas, etc.
Quantity discounts on
application.

AA119	0.07	BD131	0.40	OA200	0.10	ZTX501	0.13	2N2005A	0.25
AA213	0.18	BD132	0.45	OA202	0.10	ZTX503	0.16	2N2906	0.22
AA215	0.12	BF115	0.20	OC16	1.25	ZTX531	0.25	2N2926	0.15
AC107	0.75	BF157	0.20	OC20	2.00	ZTX550	0.16	2N3053	0.20
AC126	0.25	BF173	0.25	OC23	2.25	IN814	0.06	2N3055	0.60
AC127	0.25	BF179	0.30	OC25	6.65	IN4001	0.07	2N3252	0.90
AC128	0.22	BF180	0.30	OC28	0.75	IN4002	0.07	2N3614	1.00
AC176	0.27	BF181	0.30	OC36	0.75	IN4003	0.08	2N3615	1.50
AC187	0.25	BF194	0.10	OC39	0.50	IN4004	0.08	2N3702	0.13
AC188	0.25	BF195	0.15	OC42	0.45	IN4005	0.09	2N3703	0.13
AC191	0.35	BF197	0.15	OC44	0.45	IN4006	0.10	2N3704	0.13
ACY39	1.00	BF200	0.32	OC45	0.45	IN4007	0.11	2N3705	0.13
AD140	0.65	BFS61	0.25	OC71	0.25	IN4009	0.08	2N3706	0.13
AD149	0.65	BFS93	0.25	OC72	0.45	IN4148	0.08	2N3707	0.13
AD161	0.45	BFW10	0.61	OC76	0.45	IS921	0.08	2N3708	0.09
AD162	0.45	BFX29	0.28	OC77	0.75	IS2033	0.20	2N3709	0.12
AF115	0.25	BFX68	0.25	OC78	0.25	IS2051A	0.20	2N3710	0.12
AF116	0.25	BFY50	0.21	OC79	0.45	IS2100A	0.20	2N3711	0.13
AF117	0.25	BFY51	0.21	OC81D	2.00	IS2100A	0.20	2N3711	0.13
AF186	1.60	BFY52	0.23	OC81Z	1.00	IS3010	0.25	2N3819	0.57
AF239	0.45	BR100	0.42	OC83	0.55	2N696	0.20	2N3820	0.35
ASV27	0.45	BY100	0.45	OC140	1.50	2N697	0.17	2N3823	0.60
ASV28	0.25	BY126	0.15	OC170	0.50	2N706	0.12	2N3903	0.15
BA102	0.25	BY227	0.12	OC171	0.50	2N706A	0.12	2N3904	0.15
BA115	0.15	BFX61 series		OC200	0.50	2N131	0.20	2N3905	0.15
BC107	0.14			OC201	1.75	2N1132	0.25	2N3906	0.17
BC108	0.14	BZY88 series		OC202	1.50	2N1302	0.30	2N4058	0.16
BC109	0.15			OC203	1.50	2N1303	0.40	2N4059	0.12
BC113	0.15	CRS1-05	0.45	OC204	1.50	2N1304	0.45	2N4060	0.13
BC114	0.15	CRS1-05	0.45	OC205	1.25	2N1305	0.45	2N4061	0.13
BC143	0.30	CRS3-05	0.45	OC206	1.50	2N1306	0.45	2N4062	0.14
BC147	0.10	CRS3-40	0.75	OC207	1.50	2N1307	0.50	2N4289	0.30
BC148	0.08	MJE340	0.42	OC208	1.50	2N1308	0.50	3N125	1.75
BC169C	0.15	MJE370	0.65	OC209	1.50	2N1309	0.50	3N141	0.80
SP41	0.00	GJ6	0.35	OC210	1.25	2N1310	0.21	40360	0.40
SP61	0.35	GJ7M	0.80	OC211	0.50	2N1311	1.20	40361	0.45
T41	1.50	GJ7M	0.85	OC212	0.50	2N1312	0.75	40362	0.40
U14	0.75	6K6GT	0.80	OC213	0.50	2N1313	0.25	40363	0.85
U26	1.00	6K7M	0.45	OC214	0.50	2N1314	0.20		
U101	0.50	6K8M	0.70	OC215	0.50	2N1315	0.20		
UJAB30	0.40	6K8M	0.70	OC216	0.50	2N1316	0.20		
UAF42	0.75	6K25	1.00	OC217	0.50	2N1317	0.20		
UBC41	0.60	6L6G	2.50	OC218	0.50	2N1318	0.20		
UBC81	0.50	6L6GC	0.80	OC219	0.50	2N1319	0.20		
UBF80	0.50	6Q7G	0.40	OC220	0.50	2N1320	0.20		
UBF89	0.50	6Q7M	0.50	OC221	0.50	2N1321	0.20		
UCC85	0.66	6SL7GT	0.60	OC222	0.50	2N1322	0.20		
UCH81	1.73	6SN7GT	0.55	OC223	0.50	2N1323	0.20		
UCL82	1.								

BI-PAK

PO BOX 6
WARE HERTS
63A HIGH ST., WARE, HERTS

SEMICONDUCTORS

POSTAGE & PACKING
Please add 25p. Overseas
add extra for airmail
Minimum order
£1

2nd

GREAT WINTER SALE!

74 SERIES TTL IC's

Type	Quantity	Type	Quantity	Type	Quantity
1	100	1	100	1	100
£ p	£ p	£ p	£ p	£ p	£ p
7400	0-09	0-08	7448	0-12	0-10
7401	0-11	0-10	7450	0-12	0-10
7402	0-11	0-10	7451	0-12	0-10
7403	0-11	0-10	7453	0-12	0-10
7404	0-11	0-10	7454	0-12	0-10
7405	0-11	0-10	7460	0-12	0-10
7406	0-28	0-25	7470	0-24	0-23
7407	0-28	0-25	7472	0-20	0-19
7408	0-12	0-11	7473	0-26	0-22
7409	0-12	0-11	7474	0-24	0-23
7410	0-09	0-08	7475	0-44	0-40
7411	0-22	0-20	7476	0-26	0-25
7412	0-22	0-20	7480	0-45	0-42
7413	0-25	0-23	7481	0-50	0-48
7416	0-28	0-25	7482	0-75	0-73
7417	0-26	0-25	7483	0-88	0-82
7420	0-11	0-10	7484	0-85	0-80
7422	0-19	0-18	7485	1-10	1-00
7423	0-21	0-20	7486	0-28	0-26
7425	0-25	0-23	7489	2-70	2-50
7426	0-23	0-23	7490	0-38	0-32
7427	0-23	0-23	7491	0-65	0-62
7428	0-36	0-34	7492	0-43	0-35
7430	0-12	0-10	7493	0-38	0-35
7432	0-20	0-19	7494	0-70	0-68
7433	0-38	0-36	7495	0-90	0-88
7437	0-26	0-25	7496	0-70	0-68
7438	0-25	0-25	74100	0-85	0-90
7440	0-12	0-10	74104	0-40	0-35
7441	0-60	0-57	74105	0-30	0-25
7442	0-60	0-52	74107	0-30	0-25
7443	0-95	0-90	74110	0-48	0-45
7444	0-95	0-90	74111	0-75	0-72
7445	0-80	0-75	74118	0-85	0-82
7446	0-80	0-75	74119	1-30	1-20
7447	0-70	0-68	74121	0-28	0-26
			74122	0-70	0-68
			74123	0-12	0-10
			74141	0-12	0-10
			74145	0-75	0-72
			74150	1-10	1-05
			74151	0-65	0-60
			74153	0-70	0-68
			74154	1-20	1-10
			74155	0-70	0-68
			74156	0-70	0-68
			74157	0-70	0-68
			74160	0-95	0-85
			74161	0-95	0-85
			74162	0-95	0-85
			74163	0-95	0-83
			74164	1-20	1-10
			74165	1-20	1-10
			74166	1-20	1-10
			74174	1-10	1-00
			74175	0-85	0-82
			74176	1-10	1-00
			74177	1-10	1-00
			74178	1-10	1-00
			74179	1-10	1-00
			74180	1-10	1-00
			74181	1-90	1-80
			74182	0-80	0-78
			74183	0-80	0-78
			74184	0-80	0-78
			74185	0-80	0-78
			74186	1-50	1-40
			74187	1-40	1-30
			74188	1-40	1-30
			74189	1-05	1-00
			74190	1-05	1-00
			74191	0-80	0-75
			74192	0-90	0-85
			74193	0-90	0-85
			74194	1-90	1-80
			74195	1-90	1-80
			74196	1-90	1-80
			74197	1-90	1-80
			74198	1-90	1-80
			74199	1-80	1-70

TRANSISTORS

AC 128	10p	OC 44	12p
AC 153K	10p	OC 45	12p
AC 176	10p	OC 71	9p
AC 176K	22p	OC 72	14p
AC 187K	22p	OC 81	14p
AC 188	12p	ZTX 107	*6p
AC 188K	22p	ZTX 108	*6p
BC 107	6p	ZTX 109	*6p
BC 108	6p	ZTX 300	*7p
BC 109	6p	ZTX 301	*7p
BC 118	*10p	ZTX 302	*9p
BC 154	*10p	ZTX 500	*8p
BC 147	*8p	ZTX 501	*10p
BC 148	*8p	ZTX 502	*12p
BC 149	*8p	2N 696	10p
BC 157	*10p	2N 697	11p
BC 158	*10p	2N 706	7p
BC 159	*10p	2N 708A	8p
BC 169C	*10p	2N 708	8p
BC 170	*6p	2N 1613	15p
BC 171	*6p	2N 1711	15p
BC 172	*6p	2N 1893	18p
BC 177	12p	2N 2217	18p
BC 178	12p	2N 2218	18p
BC 179	12p	2N 2218A	18p
BC 182L & K	*9p	2N 2219	15p
BC 183	*9p	2N 2219A	18p
BC 184	*9p	2N 2221	15p
BC 212L & K	*10p	2N 2221A	16p
BC 213	*10p	2N 2222	15p
BC 214	*10p	2N 2222A	16p
BC 251	*6p	2N 2369	12p
BC 327	*12p	2N 2907	13p
BC 328	*12p	2N 2907A	13p
BC 337	*11p	2N 2908	14p
BC 338	*11p	2N 2909A	15p
BF 115	10p	2N 2905	14p
BF 167	10p	2N 2905A	15p
BF 173	10p	2N 2906	12p
BF 194	*9p	2N 2906A	14p
BF 195	*9p	2N 2907	12p
BF 196	*12p	2N 2907A	13p
BF 197	*12p	2N 2926G	*8p
BF 198	*12p	2N 2926Y	*7p
BF 199	*12p	2N 3053	14p
BF 257	26p	2N 3055	38p
BF 258	29p	2N 3702	*7p
BF 259	34p	2N 3703	*7p
BFX 29	18p	2N 3704	*6p
BFX 84	15p	2N 3705	*6p
BFX 85	20p	2N 3706	*7p
BFX 86	20p	2N 3903	*11p
BFY 50	12p	2N 3904	*11p
BFY 51	12p	2N 3905	*11p
BFY 52	12p	2N 3906	*11p
BFY 53	12p	2N 5172	*9p

DIODES

OA 47	5p	IN4005	6p
OA 81	5p	IN4006	7p
OA 85	6p	IN4007	8p
OA 91	5p	IN5400	11p
OA 200/BAX 13	5p	IN5401	12p
OA 202/BAX 16	5p	IN5402	13p
IN4148	4p	IN5403	14p
IN4001	4p	IN5404	15p
IN4002	4p	IN5405	16p
IN4003	5p	IN5407	18p
IN4004	6p	IN5408	20p

VOLTAGE REGS

MVR 7805	85p
MVR 7812	85p
MVR 7815	85p

OPTOELECTRONICS

L.E.D. Displays	Order No.	Price
DL 707 0-3"	1510	70p
DL 747 0-6"	1511	1-50

L.E.D.'s	Order No.	Price
TIL 209 Red -125"	1501	150p
FLV 117 Red -2"	1504	150p

5 of either 50p

Photo Devices	Order No.	Price
ORP 12	1515	38p
OCF 71	1520	5 for £1-00

THYRISTORS

TO5	Order No.	Price
1A/50 PIV	THY 1A/50	18p
1A/400 PIV	THY 1A/400	32p
1A/600 PIV	THY 1A/600	38p

TO68	Order No.	Price
5A/50 PIV	THY 5A/50	25p
5A/400 PIV	THY 5A/400	40p
5A/600 PIV	THY 5A/600	50p

TO48	Order No.	Price
16A/50 PIV	THY 16A/50	40p
16A/400 PIV	THY 16A/400	60p

UNIUNION

UT46/TIS 43 18p

F.E.T.

2N3819 15p

ORDERING

Please word your orders exactly as printed not forgetting to include our part number.

LINEAR IC's

TBA 800	*75p
72709 14 pin DIL	*20p
741P 8 pin DIL	*18p
72747 14 pin DIL	*36p
748P 8 pin DIL	*25p
NE 555 Timer	38p
NE 556 Dual Timer	78p

IC SOCKETS

	Order No.	Price
BPS8 8 pin	1611	9p
BPS14 14 pin	1612	10p
BPS16 16 pin	1613	11p

TRIACS

	Order No.	Price
2A/400	TR12A/400	50p
10A/400P	TR110A/400P	80p

ZENER PAKS

400mW	
PAK No.	
1 Containing 20 3V-10V	
2 Containing 20 11V-33V	
£1 per PAK*	

DIACS

BR100	15p	D32	15p
-------	-----	-----	-----

CAPACITOR PAKS

16201 18 Electrolytics	47 µF-10µF
16202 18 Electrolytics	10 µF-100µF
16203 18 Electrolytics	100µF-680µF

BUY ONE OF EACH

Special Price £1.20* the 3

16160 24 Ceramic Caps	22 pf-82pf
16161 24 Ceramic Caps	100pf-390pf
16162 24 Ceramic Caps	470pf-3300pf
16163 21 Ceramic Caps	4700pf-0.047µF

BUY ONE OF EACH

Special Price £1.60* the 4

RESISTOR PAKS

16213	1/8th	100ohm-820ohm
16214	1/8th	1K-8.2K
16215	1/8th	10K-8.2K
16216	1/8th	100K-1M

BUY ONE OF EACH

Special Price £1.60* the 4

D.I.Y. PRINTED CIRCUIT KIT

NORMAL CONTAINS 6
PRICE Pieces copper

laminates, box of etchant powder and measure, tweezers, marker pen, high quality pump drill, Stanley knife & blades, 6 inch metal rule. FULL Easy to follow instructions.

~~£7.80~~
SALE PRICE
£5.50

High quality audio equipment mono and other modules for Stereo

NOW BI-PAK BRINGS YOU— The AL80

35^{RMS} W power Amp!

ONLY
£6.95

+ 8% VAT

A High Fidelity Power Amplifier with a maximum Power Output of 35 watt R.M.S., which has a maximum operating voltage of 60v. A MUST for all HI-FI users.

Maximum supply voltage	15-60v
Power output for 2% THD	35 watts R.M.S.
Harmonic distortion	0.1%
Load impedance	3-8-16 ohm
Input impedance	50K ohm
Frequency response +3dB	20Hz-40KHz
Sensitivity for 25 watts O/P	280mV R.M.S.
Max. Heat sink temperature	90°C
Dimensions	102mm x 64mm x 15mm
Mounting	2, 4BA fixing holes in heat sink
Fuse requirements	1.5A



MPA 30

Enjoy the quality of a magnetic cartridge with your existing ceramic equipment using the new Bi-Pak M.P.A. 30 which is a high quality pre-amplifier enabling magnetic cartridges to be used where facilities exist for the use of ceramic cartridges only. Used in conjunction are 4 low noise high gain silicon transistors. It is provided with a standard DIN input socket for ease of connection. Supplied with full, easy-to-follow instructions.

£2.85



**VAT
ADD
12½%**

POSTAGE & PACKING

Postage & Packing add 25p unless otherwise shown. Add extra for airmail. Min. £1.00

AL 20-30 AUDIO AMPLIFIER MODULES

The AL20 and AL30 units are similar in their appearance and in their general specification.

However, careful selection of the plastic power devices has resulted in a range of output powers from 5 to 10 watts R.M.S. The versatility of their design makes them ideal for use in record players, tape recorders, stereo amplifiers and cassette and cartridge tape players in the home. Harmonic Distortion $P_o = 3$ watts $f = 0-25\%$ Load Impedance 8-16 ohm

Frequency response $\pm 3dB P_o = 2$ watts 50Hz-25KHz.
Sensitivity for Rated O/P—Vs = 25v. RL = 80 ohm.
f = 1KHz 78mV. RMS. Size: 75mm x 63mm x 25mm.

AL20: 5w **£2.95** R.M.S. AL30 10w **£3.25** R.M.S.



AND for those who need more P-O-W-E-R

AL250

125^{RMS} W



POWER AMP

Specially designed for use in—
Disco Units, P.A. Systems, high power
Hi-Fi, Sound reinforcement systems

SPECIFICATION:

Output Power: 125 watt RMS Continuous	Total harmonic distortion 50 watts into 4 ohms: 0.1%
Operating voltage: 50-80	50 watts into 8 ohms: 0.06%
Loads: 4-16 ohms	S/N ratio: better than 80dBs
Frequency response: 25Hz- 20kHz Measured at 100 watts	Damping factor, 8 ohms: 65
Sensitivity for 100 watts output at 1kHz: 450mV	Semiconductor complement: 13 transistors 5 diodes
Input impedance: 33K ohms	Overall size: Heatsink width 190mm, length 205mm, height 40mm

ONLY £15.95 +8% VAT

NEW PA12
£6.70

NEW PA12 Stereo Pre-Amplifier completely redesigned for use with AL20-30 Amplifier Modules. Features include on/off volume, Balance, Bass and Treble controls. Complete with tape output.

Frequency Response 20Hz-20KHz (-3dB)

Bass and Treble range $\pm 12dB$
Input Impedance 1 meg ohm
Input Sensitivity 300mV
Supply requirements 24V. 5mA
Size 152mm x 84mm x 33mm

PS12

Power supply for AL20-30, PA12, S450 etc. Input voltage 15-20v A.C. Output voltage 22-30v D.C. Output Current 800 mA Max. Size 60mm x 43mm x 26mm. **£1.30**

Transformer T538 **£2.30**

BI-PAK

P.O. BOX 6 WARE HERTS

COMPONENT SHOP: 18 BALDOCK STREET, WARE, TEL: 61593

Constructor, he say.....

NEWS...

WELCOME to 1977. Here's to all Practical Wireless readers and constructors; a very happy and successful New Year to you all.

But will it be? Can such a toast be justified when history and fate have repeatedly combined to ensure just the reverse? Consider the enormous odds against constructors in the coming year.

First, there is the absolute law to which all must bow; if anything can go wrong, it will. Have you never noticed that toast *always* lands butter-side down? Now you don't think that's just chance, surely?

When you've soldered your last joint, tightened the last nut and bolt and switched on—that's when you start building your project!

You must also be resigned to the cantankerous nature of soldering irons. As in 1976 (and all previous years) they will spit hot solder on the carpet when you're not looking, and if you drop one and try to catch it you are absolutely guaranteed to grab the hot end. Some claim they're made that way at the factory, others say they actually turn in mid air.

If you're made of sterner stuff (well done) then you are doubtless going to press on.

But then you'll face the resistor scarcity syndrome; Egad! In simple terms, the number of resistors of any particular value you have is inversely proportional to how badly you need them. If you really, urgently want a particular value then you will, by this law, have zero stocks of it.

The only exception to this rule is when you need two resistors of the same value. In such cases you will always find one.

Another twist to the resistor scarcity syndrome is that when you want, say, a 1k Ω resistor, you will find virtually dozens of 10 Ω , 100 Ω , 10k Ω , 100k Ω and 1M Ω items. While the 910 Ω which is "near enough" will always turn out to be either 91 Ω or 9.1k Ω after you've spent five long minutes trying to claw it out from the bottom of the heap.

The charge on a battery is dependent upon how much you need it. Simple rule here: not needed—fully charged, urgently required—flat as a pancake.

No use avoiding batteries, either. The 13A fuse spell has already been cast. This is a magical power given only to fuses enabling them to disappear all on their own, and then to reappear later when not needed. And in a different place from where you distinctly remember putting them, too. This trick is only performed when conditions are just right. Like when you blow a fuse.

Please do remember in the coming year that if you actually build something and get it working, the surest guarantee of instant failure is to demonstrate it to someone else. So try to content yourself with a quiet, solitary gloat.

You should also heed observations that all those vital components (or whatever) you need now will be in every advertisement and shop window in eight months time. And at bargain prices, too. But not now.

So here's a toast for 1977: to all P.W. constructors—you are the salt of the earth. Despite impossible odds you still build things, and get them to work.

How about a combined assault in 1977—a New Years Resolution from both of us?

We at P.W. will try our very hardest to give you the best magazine we can, packed with interesting news and projects etc. And you keep defying the odds, just like you did so magnificently in 1976.

Who knows, between us we just might make that damn toast land butter-side up.

Now there's a thought for 1977.

LIONEL E. HOWES—*Editor*

Why they go up.

THE following is a letter from one of PW's main component suppliers and explains the position that firms, such as Marshall's, find themselves, having soon to increase their charges by a staggering amount. It further explains the problems of supply, and the return of unsatisfactory components.

"It might be of interest to your readers to note that speaking from a professional point of view, the amateur in the UK has had an advantage over those in all other countries in that he has been able to obtain his 'bits and pieces' at about two-thirds of the normal cost.

This happy state of affairs has now unfortunately come to an end, and unless you are a good shopper you will have to pay 20% to 50% more for your components. This is a regrettable effect of the erosion of the £, the command of product (i.e., the availability from stock for a premium, or delivery of 10/16 weeks), and also the shortage of manufacturing facilities. Readers will recall that in the 1973 era manufacturers opened up plants to meet the demand of shortages, creating an abundance of stock which they were then left with. Thereafter, no sane manufacturer is prepared to do the same again. This of course makes the position of replacements highly problematical.

There are component stockists who still have old stocks at the right price—hence the remark at the start of this letter that a careful shopper will still get value for money, but this will cease as soon as present stocks are exhausted.

Now a word about 'faulty' components. People should realise that when they return products with which they are dissatisfied, manufacturers will only entertain *unsoldered* items for assessment. In 99% of cases these are replaced without comment, although the individual may have unwittingly ruined the component. Therefore the amateur does get the best from

Practical Wireless, February 1977

manufacturers, who are after all there to serve the customer's best interests, and it is important that the consumer end of the market should be serviced."

Sound '77

WE expect that many of you were disappointed to learn that the annual HiFi exhibition held at Olympia was cancelled. Well, if you're really keen and fancy a trip to Manchester, all you HiFi fanatics will be well catered for. It appears that a firm by the name of Hardman Radio has got together some 50 leading manufacturers and is staging a 'break-away show' called Sound '77.

Apart from the usual equipment paraphernalia, we're reliably informed that there will be day-long demonstrations, film shows, audio shows and lectures and live broadcasts by Radio Piccadilly. One of the main points that the organisers are stressing is the 'air of informality' which they have tried to create, where-by enthusiasts will be encouraged to chat with manufacturers to sort out any worries that they might have concerning their equipment. The venue has also been carefully chosen with this in mind, which is why a hotel was considered more suitable than a large hall.

Sound '77 will start on the 20th January and continue until the 23rd, and will be held in the Excelsior Hotel, Manchester Airport. Finally for all those who think that they couldn't afford it—entrance is FREE.

Latest Catalogue

LOOKING much the same as last year's catalogue, the latest product from Home Radio lists many new components, together of course with a new price list. At £1.00 plus 40p p&p this catalogue represents excellent value for money, considering the saving of time on "shopping around", keen prices

Practical Wireless, February 1977

for 5,000 components listed and knowing that any components bought from Home Radio are of first class quality and are covered by a full manufacturers guarantee. To those readers purchasing a copy of this catalogue now, will be given free, a supplementary "Bargain Lines" list, which will be updated at regular intervals.

Home Radio (Components) Ltd, Dept. PW, 234-240 London Road, Mitcham CR4 3HD. Tel: 01-648 8422.

Home Office repents

FOLLOWING a letter sent to the Home Office by the RSGB, concerning Double Sideband Suppressed Carrier transmissions (see Leader article—December 1976), the Home Office say that they are now in a position to permit amateurs to use this mode of emission.

This new ruling is effective as from the 1st January, 1977, and will be included in the new Amateur Licence.

So sorry . . .

WE published on the News page in the December issue, the new address of Aiwa Sales and Service (UK) Ltd. Unfortunately this has now changed, and the new address is shown below:—

30-32 Concord Road, Westwood Park Trading Estate, Western Avenue, Acton, London, W3.

Cheaper chips

ANYONE in the market for a few of those "not quite so revolutionary now" ZN414's? Yes, do we hear someone say? Well Ferranti have recently announced a price reduction on this radio chip which is ideally suited for such things as "behind the ear radios"; "local traffic radios", "novelty radios", and IF strips.

The new price structure favours

volume buyers, with prices ranging from 70p each for 1,000 off to around 15p each for quantities approaching one million. At prices like these it would be almost worthwhile buying a couple of million and using them as hard core for your garage drive!

2nd time lucky?

ALTHOUGH the first club that Mr Bales, a TV Engineer, formed, sadly had to close through lack of support, he has decided to give it one more go, and will be opening up a brand new Radio and Electronics club. This new venture will start at 7.30pm on Wednesday the 5th January at the Social Institute Hall, Hill Street, Wisbech, Cambridgeshire. So go on all you enthusiasts, nip along there on any Wednesday evening, and make this club a success.

A testing time

THE RSGB will be running an Examination Centre for the Radio Amateur Examination on 19th May 1977, 6.30 to 9.30 p.m. at University College, London. Entries to Headquarters not later than 25th of February 1977.

Moved . . .

FORMALY of Bishop Taunton, Devon, Xeroza Radio has now been transferred to 306 St. Pauls Road, Highbury Corner, London N1, and it is hoped that these new premises will be open for business during the first week of January. Full control of this new London venture will be held by Mr. Tom Powell who has had extensive experience in the component field over the last 20 years.

The firm carries a complete range of components for the DIY radio/electronic constructor, although special emphasis will be given to providing a wide choice in the capacitor field.

Digital IC

TESTER

W. ENGLISH

LIFE is made much easier by using digital ICs to build up electronic circuitry, but it can be awkward if their condition is below specification. This simple, effective and very versatile instrument ensures that "good" ICs are in fact serviceable (the odd one can prove to be partly faulty) and can also sort out bargains from "Untested Packs". Even "Unmarked Packs" can be a source of useful cheap components, and a technique to deal with these is described at the end of the article.

The instrument was developed after a study of manufacturers' parameters, the requirements then being worked up in a practical form covering all anticipated objectives, retaining the original idea of simplicity.

Circuit details

Supply voltage, logic "0" and logic "1" levels are basic. Switchable levels are needed, and are taken from a Square-wave Multivibrator Clock circuit, Fig. 1, which is a preferred means of testing Decade counters. Indication of outputs is done by using LEDs and all functions readily routed to any of the 14 or 16 pins of the IC. This routing is simply achieved with flying leads from a 16-pin DIL socket, terminated by pins which plug into sockets providing the required reference levels.

For simplicity, the logic "0" is commoned to the Ground (negative supply). Logic "1" comes from one gate, both inputs grounded, of an SN7400. Two gates cross-coupled form a Clock multivibrator, frequency 90Hz, with a good squarewave, timing being monitored by a LED driven by the alternate half-cycle to that used for the Clock output. The fourth gate is used to produce trigger pulses needed when testing monostables. Both inputs are normally unconnected making the output logic "0"; and a quick press and release of switch S2 momentarily connects the inputs to ground, providing a short logic "1" pulse. This is now fed to a sharply differentiating circuit producing very short +ve and -ve pulses at sockets marked "J".

LEDs 1, 2, 3 and 4 are driven by logic "1" outputs. LED 5 is for a logic "0" output, and its uses are described later. The limiting resistors R1-R4 are 470Ω, which provide sufficient light with economy, although LEDs can vary and another value could be substituted.

The supply switch S1 is also spring-loaded, with the practical advantage that when inserting and extracting ICs both hands are needed, and the set is therefore "dead" during these operations.



The leads from the front panel are arranged in the same pattern as the DIL connections, which helps in setting up. They are numbered in two colours, to cover use of 14- or 16-pin ICs. As an additional aid, the leads 15 and 16 are in red and the leads for 1-7 are yellow. Leads for 8-14 (10-16) and green.

It is necessary to measure the current drawn, and provision is made to clip leads from a multimeter, set to 100mA, to sockets L and K.

Operation

The *Table of Connections*, Fig. 2, covers a sample range of ICs and for convenience *Special Notes* are appended. After a few trial runs, operation of the unit will become easier, and it can be left to the user to explore the infinite possibilities using ICs not on this necessarily short list.

Taking the 7400 as an example, the connections to the sockets are made, then checked, after which the IC is fitted. S1 should now be pressed and LEDs 1, 2, 3 and 4 should come ON and OFF in phase with the Monitor LED 6. If a lamp does not light the particular gate is faulty, and may be presumed open circuit. The current drawn for a good 7400 should be 8-10mA, although if a lamp fails to light and the current taken is 40-60mA or more, that gate is short circuit and the IC should be discarded. If one of the lamps is less bright than the others, that gate has a lower output, but may still be used, perhaps in a selected position.

Table of Connections (Fig. 2)

Type to be Tested	Pin numbers																
	1	2	3	4	5	6	7	8	9	10	11	12	13	14	15	16	
7400	G	I	A	G	I	B	H	C	G	I	D	G	I	K			
7403	G	I	E	G	I	E	H	E	G	I	E	G	I	K			
7401	E	G	I	E	G	I	H	G	I	E	G	I	E	K			
7402	A	G	H	B	G	H	H	G	H	C	G	H	D	K			
7404	G	A	G	B	G	C	H	D	G	D	G	C	G	K			
7410	G	G	I	I	G	A	H	B	I*	I	G	C	I	K			
7413	I	I	..	G	G	A	H	B	I	I	..	G	G	K			
7420	I	I	..	G	G	A	H	B	I	I	..	G	G	K			
7430	G	G	G	G	I	I	H	A	I	I	..	K			
7442	SEE SPECIAL NOTES							H									K
7470 (a)	..	I	I	I	H	B	H	A	H	H	H	G	I	K			
(b)	..	I	H	H	H	B	H	A	H	I	I	G	I	K			
7474 (a)	I	I	G	I	A	B	H	D	C	I	G	I	I	K			
(b)	I	H	G	I	A	B	H	D	C	I	G	H	I	K			
7490 (a)	D	H	H	..	K	H	H	C	B	H	A	D	..	G			
(b)	G	H	H	..	K	H	H	C	B	H	D	A	..	D			
74107 (a)	I	B	A	H	C	D	H	I	G	I	H	G	I	K			
(b)	H	B	A	I	C	D	H	H	G	I	H	G	I	K			
74121	B	..	J	J	L	A	H	..	P	M	N	K			

* Touch pin to socket I while testing.
Where socket E is used more than once in a test, take outputs in turn to this socket (logic 'O' LED)

11. The Truth Table gives the successive input connections and the Decimal Output LED 5 which should be OFF in each case. Faults show up as additional LEDs OFF. It is possible for the correct output to show as well as faulty ones in which case the Decoder will give spurious outputs, and should be rejected.

Construction

The console is made up using 6mm and 2.5mm ply, see Fig. 3. Evostik Woodworking Adhesive is

Decimal Output	0	1	2	3	4	5	6	7	8	9
Decimal output at pins	1	2	3	4	5	6	7	9	10	11
Pin 12 (input D)	H	H	H	H	H	H	H	I	I	
Pin 13 (input C)	H	H	H	H	I	I	I	I	H	H
Pin 14 (input B)	H	H	I	I	H	H	I	I	H	H
Pin 15 (input A)	H	I	H	I	H	I	H	I	H	I

LED which is not illuminated corresponds to the IC pin numbers

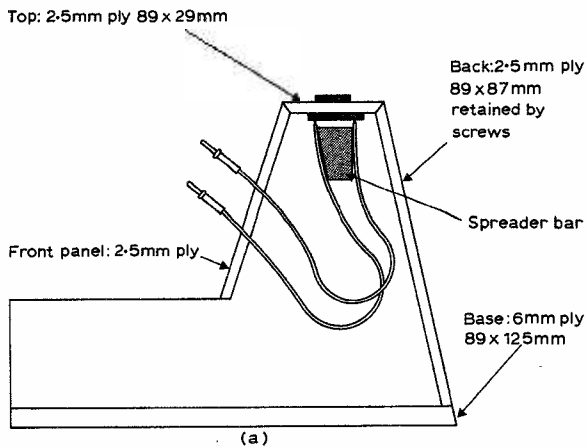
Truth table for the BCD to Decimal Decoder 74142 integrated circuit.

recommended, joints being held until set by a few small pins while the back cover is retained by small woodscrews. A clearance hole is cut in the top to accept the DIL holder and is soldered into a piece of 0.1 matrix Veroboard 6 x 10 holes.

16 pieces of thin insulated stranded wire, each 145mm long, coloured as described, are soldered in at right angles. The spreader bar (Fig. 4) made from softwood has shallow saw-cuts on each side as shown. These are given a generous coat of *Dunlop Thixofix*, and with the bar close to the Veroboard, see Fig. 3, the leads are pressed into the saw-cuts and a further coat of adhesive given. When set, the leads are captive, and the assembly is offered up and Araldited in place.

Seven pieces of stiff board are now cut and cemented to the back of the panel and the base between each pair of leads to keep them from getting tangled when they are pulled out and pushed back. Holes for the leads are drilled in the panel as shown in Fig. 5. The size of hole is chosen so that the leads are lightly nipped, in order that they remain neatly in place when stowed away.

In the prototype, pins and sockets taken from surplus 25-way connectors were used but these may not be readily available, so 1mm sockets by Doram Electronics are a good alternative. The mating plugs are rather bulky for this design, and suitable pins can be easily made from 18SWG copper wire with the nominal diameter of 1.2mm reduced by judicious stretching with the aid of a vice and pliers.



W353

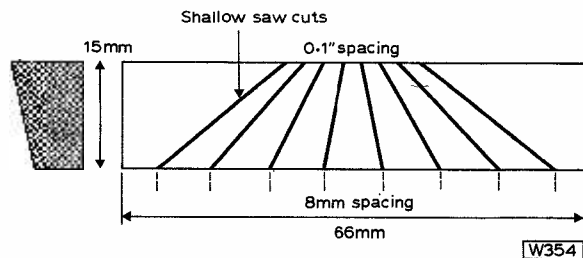
Fig. 3: End and plan view of the console. The wood used in the prototype was ply, although hardboard could be used.

Pieces 15mm long soldered to the leads by 5mm butt joints covered by short sleeves make a neat and satisfactory job. Numbering of the leads is done on the panel in two colours as in Fig. 5.

Control Board

The control board, Fig. 6, is made from 0.15in matrix plain Veroboard, 89 x 57mm. Very few extra holes had to be made, two 1/4in holes for the switches and six with a No. 55 drill for the LEDs. Before fitting the LEDs test them for uniform brightness. Sockets are spaced every other hole, except for sockets J, P, N and M which are in a compact group away from the others.

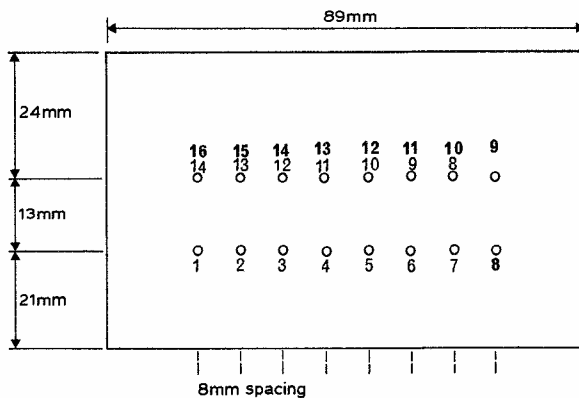
The SN7400 is soldered into a piece of Vero 0.1in matrix 7 x 7 holes. A wire from S1 passes through



W354

Fig. 4: Spacer bar which ensures that the leads from the IC to be tested don't get tangled and strained through continual use.


Practical Wireless, February 1977



W355

Fig. 5: Dimensioned drawing of the front panel, giving the position of the holes required to enable the leads to pass from the IC under test to the sockets.

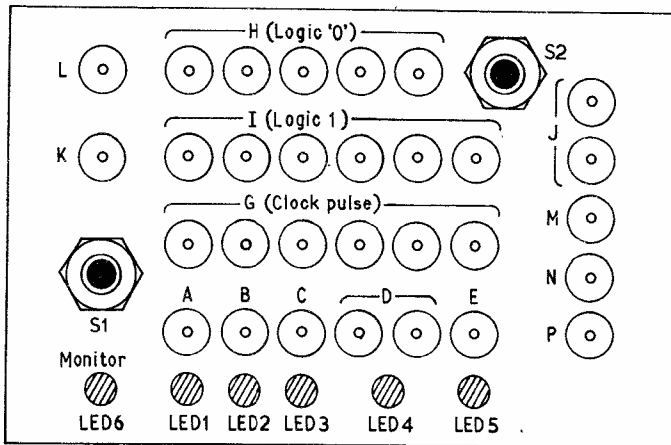
the "14" hole to socket L, and then stiff wires taken to logic "0" (H) and "1" (I) sockets. Other components are wired in following a "right angle" pattern, so that sleeving is not necessary. Flexible leads for the power supply are led out of the bottom corner at the back, to an external bench mains unit, 5.1V stabilised or a 4.5V battery pack.



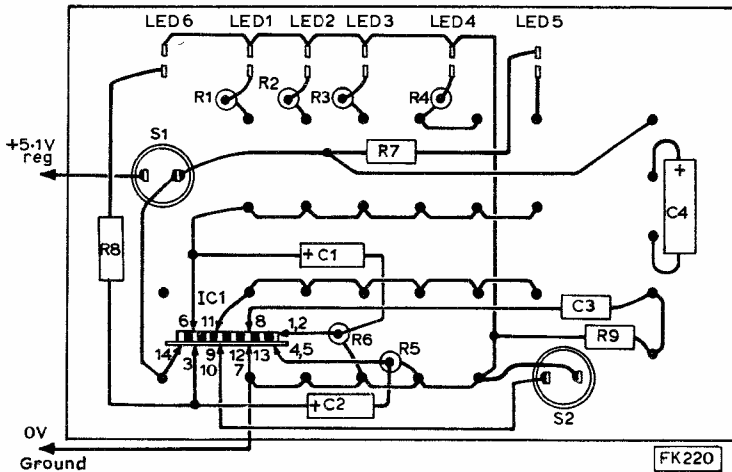
Photograph of the underside of the Prototype control board, showing how the components are soldered directly to the sockets, LEDs and switches.

Testing

When construction is complete, the reference levels may be checked. With S1 pressed, the Monitor LED should come ON and OFF with a 1:1 mark/space ratio. The logic "1" level is checked by patching the H sockets to sockets A, B, C, D when lamps 1, 2, 3, 4 should light. Voltage level should be 3.4V. The current drawn is minimal.



FK219



FK220

Fig. 6: Full size drawing of both sides of the control board. The sockets used are obtainable from Doram Electronics, and differ from those used in the prototype. See below for details of the IC connections.

Unmarked IC's

The procedure for unmarked ICs requires some patience, but no harm can be done unless the supply is connected the wrong way round. Analysis of TTLs reveals a pattern for these:

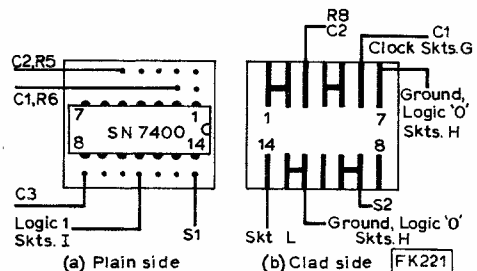
	14 Pin			16 Pin		
Vcc	14	4	5	5	5	16
Ground	7	11	10	12	13	8

As a starter example, plug in a 14-pin IC, connect pin 14 to socket K, pin 7 to socket H and connect a millimeter to sockets L and K. Make no other connections. Press S1, and if a "normal" current is drawn, the supply connections are correct. If no current is drawn, try the next pair, and so on. When supply-ground connections are correct, try:

- (1) Pin 3 in socket E (LED 5 responds to a logic "0" output.) The lamp will light for a NAND/NOR gate. If not try...
- (2) Pin 3 in socket D in case it is an OR/AND gate giving a logic "1" out with floating inputs. Again if not...
- (3) Repeat (1) and (2) using pin 6. The first gate could be faulty, or the IC is a 7404, 7410 or 7413.
- (4) Pin 8 in socket E, with the first checks unavailing, would indicate a 7430 (8 input NAND).
- (5) Finally try pin 1 in socket E—it could be a 7401 NAND gate with open circuit collector, which

works with LED 5. Pin 1 in socket D would indicate a 7402 NOR.

These five tests should reveal the *gated* ICs in the batch, and by making the appropriate input connections the type can be identified. The **table of con-**



Detailed drawing of the 7400, its mounting, and connections to the board.

nections will help, but a full list covering all types is a necessity if all types are likely to be used.

Experience is an advantage in identifying the more complicated ICs, but with some practice, following the examples given, it should be possible to do many of them.

DW

PCB SERVICE FOR READERS

All boards, except SRBP, are glassfibre, drilled and roller-tinned

To:- READERS PCB SERVICES LTD, PO BOX 11, WORKSOP, NOTTS

Please supply PCB/s as indicated by tick/s in box/es

Issue	Project	Ref	Price P/P	
Sep 75	Electronic Clock (set of three)	DN0795/6/7	2.40+15	<input type="checkbox"/>
Dec 75	Random Number Selector	DN0793A	0.98+12	<input type="checkbox"/>
Dec 75	Sound-To-Light Display	DN0798	1.15+12	<input type="checkbox"/>
Dec 75	12V PA System	DN2/JM	0.98+12	<input type="checkbox"/>
Dec 75	Disco System, Amplifier (2 required) each	AM0421	4.40+22	<input type="checkbox"/>
Dec 75	Disco System, Light Modulator	AM0423	3.50+22	<input type="checkbox"/>
Jan 76	Music Box	SRBP DN1/JM	2.25+18	<input type="checkbox"/>
		glassfibre DN1/JM	3.00+18	<input type="checkbox"/>
Mar 76	CMOS Crystal Calibrator	AM0438	1.19+12	<input type="checkbox"/>
Apr 76	DF Receiver (set of two)	DN4/JM DN5/JM	1.92+15	<input type="checkbox"/>
Apr 76	Wobblulator	AM0443	1.08+12	<input type="checkbox"/>
Apr 76	Auto. Slide Synchroniser	AM0441	2.33+15	<input type="checkbox"/>
June 76	Dig. Freq. Meter (set of 4)	4X A004	3.17+15	<input type="checkbox"/>
July 76	Transistor Tester	A002	3.08+18	<input type="checkbox"/>
July 76	Disco Preamplifier	A003	0.65+12	<input type="checkbox"/>
Aug 76	Cassette Player Power Supply	A001	0.65+12	<input type="checkbox"/>
Sep 76	Jingle Machine	A005	2.30+12	<input type="checkbox"/>
Sep 76	Capacitance Meter	A009	2.59+14	<input type="checkbox"/>
Sep 76	Octavia AF Source	A010	1.30+12	<input type="checkbox"/>
Oct 76	Jingle Machine, Mains Unit	A006	2.08+12	<input type="checkbox"/>
Oct 76	Digital Car Clock (set)	A001/2/3	2.58+12	<input type="checkbox"/>
Oct 76	Interwipe	DN8JM	0.80+12	<input type="checkbox"/>
Oct 76	Video-Writer (set)	D002/3/4/6 A007	21.44+50	<input type="checkbox"/>
Oct 76	Hazard Flasher	D005	0.76+12	<input type="checkbox"/>
Nov 76	Low Level Battery Indicator	A016	0.40+12	<input type="checkbox"/>
Nov 76	Electronic Thermostat	A017	1.30+12	<input type="checkbox"/>
Nov 76	Cirtest Probe	A018	0.48+12	<input type="checkbox"/>
Nov 76	Burglar Alarm	A019	0.50+12	<input type="checkbox"/>
Nov 76	DFM Pre-scaler PCB A015 will be added to set of four DFM boards at no extra cost.			
Dec 76	Chromachase	A021	5.70+22	<input type="checkbox"/>
Jan 77	Oscilloscope Calibrator	A023	1.25+12	<input type="checkbox"/>
Jan 77	Icelert	A020	1.45+12	<input type="checkbox"/>
Jan 77	Polyphon, motor and main boards	A025/4	7.90+20	<input type="checkbox"/>
	Polyphon, tune disc, blank, SRBP	A008*	0.90+15	<input type="checkbox"/>
Feb 77	Transistor Checker	A026	1.18+12	<input type="checkbox"/>

Post and packing is for one board or set of boards. Prices include VAT

Remittances with overseas orders must be sufficient to cover despatch by sea or air mail as required.

I enclose Postal Order/Cheque

ACCESS welcome.

No.....

Send card number only.


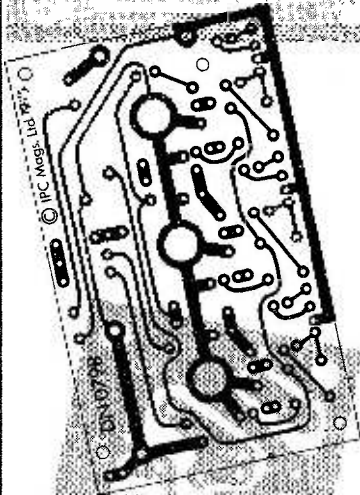
for £..... made payable to READERS PCB SERVICES LTD.

NAME.....

ADDRESS

..... Post Code


Any correspondence concerning this service must be addressed to READERS PCB SERVICES and not to the Editorial offices.



F.E.T.

VOLTMETER

N.D.N. BELHAM G8FCH



SOME people, once they become the proud possessors of a digital frequency meter, wonder how on earth they managed without one for so long! The writer feels like that about his slide-back FET voltmeter and wonders why he did not make one years ago!

The meter measures the peak voltage of audio and radio signals over the range 50mV to 2.5V and consists of a control box to which may be connected one or more probes. The box houses two potentiometers, 8 x HP7 batteries and a microammeter, while the probe houses an FET, a resistor and two capacitors.

Operation

The slide-back principle is simply that of providing a variable voltage so connected as to oppose the input voltage to be measured. When no current is drawn from the input then the two voltages are equal and opposite. At balance such a voltmeter therefore presents an infinite input impedance. The scale is linear and this may be provided, as shown in Fig. 1, by a voltmeter across the variable internal supply or by calibrating the potentiometer dial.

Since a microammeter is needed to detect the balance point such a meter must be protected against a large unbalance current with a series resistance and a diode shunt, Fig. 2. To achieve a balance one must be able to detect a movement of the meter pointer for a very small current. Meters with fine pointers and fine graduations may be better than more "sensitive" meters with thicker pointers and graduations. The length of the pointer also plays a part for the end of a longer pointer may move more, for the same current, than the shorter pointer of a more "sensitive" meter. The writer settled for a 50 μ A meter whose overall dimensions were 60 x 45mm.

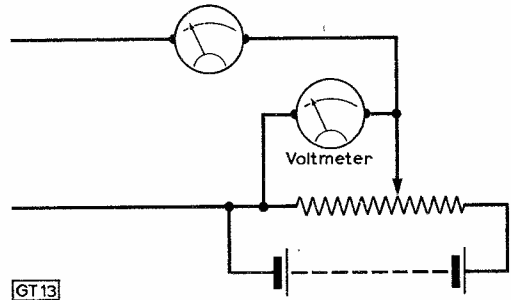
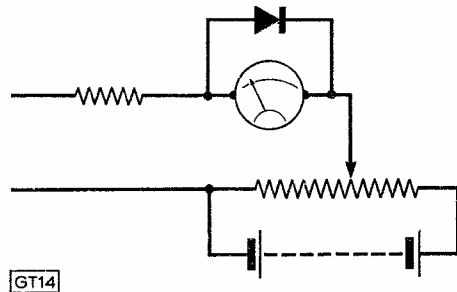


Fig. 1: above, method of providing a known variable voltage when using the slide-back method of voltage measurement.

Fig. 2: below, use of a diode to prevent damage to meter by large out-of-balance currents.



To measure alternating voltage one or more diodes must be included in the circuit. The single diode method, Fig. 3a, suffers from the need to provide a complete DC path before any out of balance current can flow. The methods shown in Fig. 3b and 3c do not need this. In each case a capacitor is included to prevent any DC in the input being measured. The trouble with any diode method is that diodes do not start to conduct until the input reaches about 0.5V

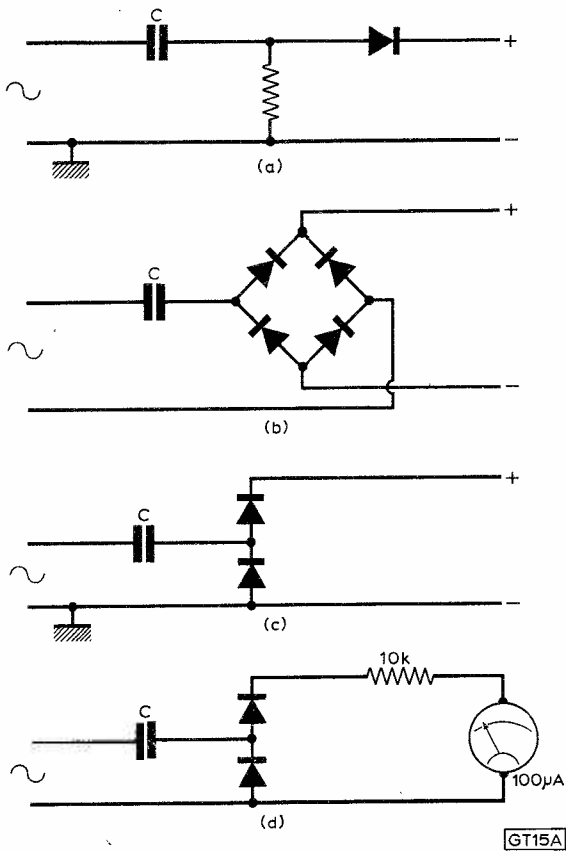


Fig. 3: Methods of rectifying the alternating voltage input. (d) is the circuit used to provide curve A in Fig. 4.

and the scale is not really linear until some 10V are reached. Fig. 4 curve A shows the response curve for a simple diode meter using the circuit shown in Fig. 3d while curve B shows the response of the slide-back FET voltmeter.

The gate-to-source junction of an FET has the characteristics of a silicon diode, but it is used in the reverse bias condition so that its operating current is only a few nanoamps and the input resistance many megohms. The drain-to-source junction acts as a resistor whose value depends on the gate-to-source voltage.

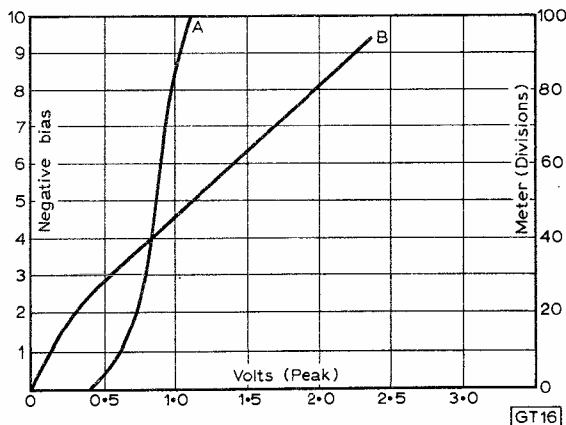


Fig. 4: Curve A is obtained using the circuit of Fig. 3(d) above. Curve B is the response curve of the FET voltmeter described in the article.

Practical Wireless, February 1977

★ components list

Resistor R1, 1M Ω /20W. Rx, see text, about 3.9k Ω . Capacitor C1, see text. C2, 1nF, ceramic. Diodes D1 and D2, 1N914 or similar. Transistor Tr1, 2N3819 or 2N3819E. Meter M1, 50 μ A FSD, 60 x 45mm (Watford Electronics). Batteries, 8 x HP7, with two holders. Aluminium box 5½ x 2½ x 1½in. or similar. Potentiometers VR1, VR2, 5k Ω lin. with knobs. 3-pin plug and socket. Probe cable and material, see text. Switch S1, double pole on-off.

Circuit

Fig. 5 shows the circuit of the probe and Fig. 6 that of the control box. It will be seen that the drain current is measured by the meter which is protected, as already described, but with two diode shunts D1/2, placed back to back. Negative bias is applied to the gate via R1. The bias needed to reduce the drain current to zero varies between samples and it was found, in the case of the 2N3819E used, that about -3.65V were required. The resistance Rx, in series with the zero set potentiometer VR1, is chosen so that the cutoff point is within the range of that control when the negative bias potentiometer VR2 is set at zero. In the case of the prototype the value required turned out to be 3.9k Ω . Thus the operation of the negative bias control could add another 2.25V.

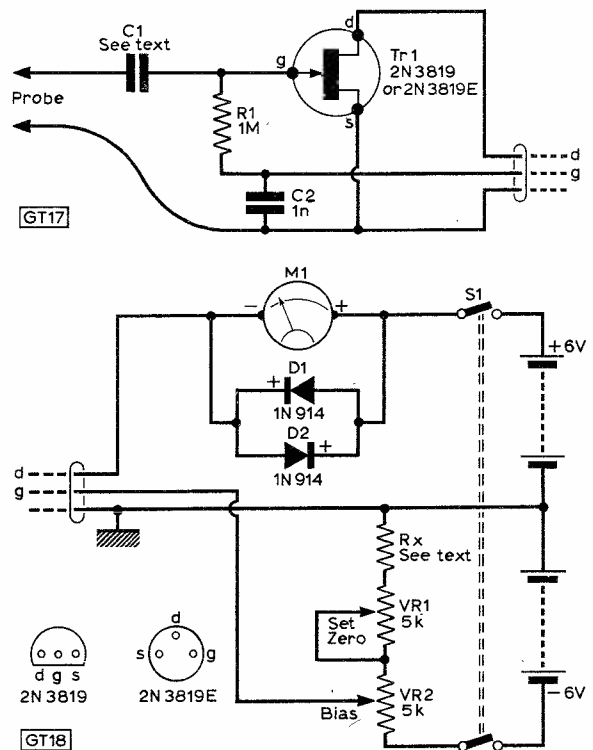


Fig. 5: above, is the circuit of the probe used with the control box, Fig. 6, below. Two probes will cover most AF and RF requirements.

Two 6V batteries are needed, one to provide +6V for the drain circuit and the other to provide up to -6V bias but since the current drawn is less than 1mA small batteries can be used. Since the writer

finds a substantial 12V supply useful for other purposes eight HP7's were used, in two boxes each holding four batteries and fitted with press studs.

Construction

The parts of the probe are assembled on a strip of Veroboard 3 holes wide and 24 holes long, Fig. 7a. The FET and resistor R1 are soldered to terminal pins while the stiff earth wire is soldered to two

such pins. The capacitor C1 is soldered in and three other terminal pins serve as connections to the three-core cable which is anchored to the board by wire loops. The aluminium box is used upside-down, with the lid underneath. Fig. 7b shows the wiring. The use of a three-pin socket allows more than one type of probe to be used with the control box. The coupling capacitor C1 is chosen to suit the frequency range i.e. its reactance needs to be small compared with the voltmeter input impedance. For the audio range C1 should not be less than $0.5\mu\text{F}$ and for radio frequencies not less than 100pF . This capacitor needs to have a very low leakage if the zero point is not to be altered when the load is connected to the input.

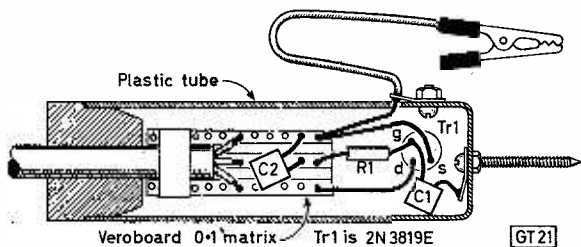
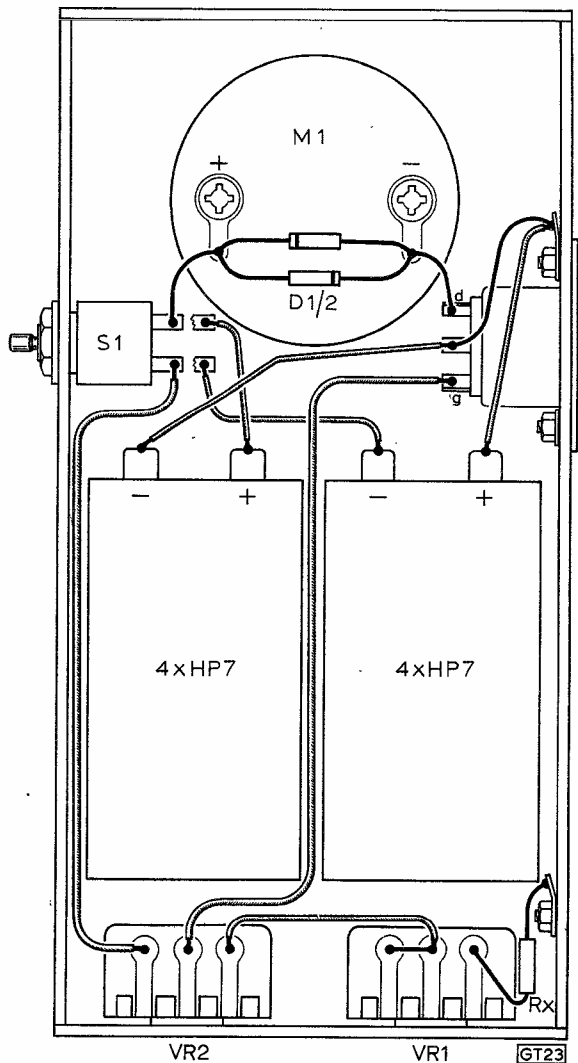


Fig. 7(a) above, shows the method of constructing the simple probe while (b) below, illustrates the location of the few components in the control box and the wiring.



Operation

The operation of the voltmeter is as follows:—

1. Set the bias potentiometer to zero, i.e. towards the end connected to the set zero potentiometer.
2. With no input voltage, set the set zero potentiometer to give a zero meter reading. This is best approached by reducing the meter reading very slowly to zero and then giving a slight movement in reverse. A movement of the pointer should then be just detectable. Care should be taken to see that the pointer is not pressing on any mechanical stop.
3. The input is then connected and this time the negative bias potentiometer used to reduce the meter reading to zero. The final position of this potentiometer is then read off.

If the meter is to be used only as a detector then the bias need only be set to give a convenient reading.

Unique full-function 8-digit wrist calculator... available only as a kit.

A wrist calculator is the ultimate in common-sense portable calculating power. Even a pocket calculator goes where your pocket goes – take your jacket off, and you're lost!


But a wrist-calculator is only worth having if it offers a genuinely comprehensive range of functions, with a full-size 8-digit display.

This one does. What's more, because it is a kit, supplied *direct* from the manufacturer, it costs only a very reasonable £9.95 (plus 8% VAT, P&P). And for that, you get not only a high-calibre calculator, but the fascination of building it yourself.


How to make 10 keys do the work of 27

The Sinclair Instrument wrist calculator offers the full range of arithmetic functions. It uses normal algebraic logic ('enter it as you write it'). But in addition, it offers a % key; plus the convenience functions \sqrt{x} , $1/x$, x^2 ; plus a full 5-function memory.


All this, from just 10 keys! The secret? An ingenious, simple three-position switch. It works like this.



1. The switch in its normal, central position. With the switch centred, numbers – which make up the vast majority of key-strokes – are tapped in the normal way



2. Hold the switch to the left to use the functions to the left above the keys...



3. and hold it to the right to use the functions to the right above the keys.

The display uses 8 full-size red LED digits, and the calculator runs on readily-available hearing-aid batteries to give weeks of normal use.

Assembling the Sinclair Instrument wrist calculator

The wrist calculator kit comes to you complete and ready for assembly. All you need is a reasonable degree of skill with a fine-point soldering iron. It takes about three hours to assemble. If anything goes wrong, Sinclair Instrument will replace any damaged components *free*: we want you to enjoy assembling the kit, and to end up with a valuable and useful calculator.



- Contents**
- Case and display window.
 - Strap.
 - Printed circuit board.
 - Switches.
 - Special direct-drive chip (no interface chip needed).
 - Display.
 - Batteries.

Everything is packaged in a neat plastic box, and is accompanied by full instructions.

The only thing you need is a fine-point soldering iron.

All components are fully guaranteed, and any which are damaged during assembly will be replaced free.

The wrist-calculator kit is available only direct from Sinclair Instrument. Take advantage of this 10-day money-back undertaking.

Send the coupon today.

KIT ONLY
£9.95
PLUS VAT, P&P

Sinclair Instrument Ltd,
6 Kings Parade, Cambridge,
Cambs., CB2 1SN.
Tel: Cambridge (0223) 311488.

To: Sinclair Instrument Ltd,
6 Kings Parade, Cambridge, Cambs., CB2 1SN.

* Please send me ... (qty) Sinclair Instrument wrist-calculator kits at £9.95 plus 80p VAT plus 25p P&P (Total £11).

* I enclose cheque/PO/money order for £

* Complete as applicable.

Name _____

Address _____

(Please print)
I understand that you will refund my money in full if I return the kit undamaged within 10 days of receipt.

PW/2

VAT INCLUSIVE PRICES

Fully branded devices from
RCA, TEXAS, MOTOROLA,
MULLARD, etc.

Add 20p P & P—No other extras

TTLs by TEXAS

7400	16p	7492	55p
7400H	30p	7403	30p
7401	80p	7494	30p
7402	18p	7495	70p
7403	18p	7496	90p
7404	24p	7497	340p
7410H	30p	74100	110p
7405	25p	74104	60p
7406	45p	74105	60p
7407	45p	74107	36p
7408	22p	74109	70p
7409	22p	74110	55p
7410	18p	74111	80p
7411	25p	74112	90p
7412	27p	74122	52p
7413	40p	74123	73p
7414	85p	74125	70p
7416	40p	74126	65p
7417	40p	74132	75p
7420	18p	74136	81p
7421	43p	74141	35p
7422	29p	74142	300p
7423	38p	74145	95p
7425	33p	74148	173p
7427	40p	74150	120p
7428	39p	74151	77p
7430	18p	74153	192p
7432	37p	74154	164p
7437	37p	74155	97p
7438	37p	74156	97p
7440	18p	74157	96p
7441	85p	74159	220p
7442	75p	74160	107p
7443	118p	74161	107p
7444	116p	74162	107p
7445	120p	74163	107p
7446	95p	74164	130p
7447	90p	74165	150p
7448	80p	74186	140p
7450	18p	74187	140p
7451	18p	74170	300p
7453	18p	74173	160p
7454	18p	74174	120p
7480	18p	74175	107p
7470	36p	74178	131p
7472	32p	74177	100p
7473	36p	74180	108p
7474	37p	74181	322p
7475	45p	74182	89p
7478	37p	74185	146p
7480	54p	74190	155p
7481	103p	74191	155p
7482	85p	74192	155p
7483	99p	74193	130p
7484	103p	74194	76p
7485	120p	74195	102p
7486	36p	74196	108p
7489	340p	74197	108p
7490	43p	74198	108p
7491	90p	74199	270p

C-MOS ICs

4000	21p	4029	120p
4001	21p	4030	50p
4002	21p	4042	30p
4006	104p	4043	100p
4007	21p	4046	150p
4009	67p	4047	110p
4011	21p	4049	65p
4012	22p	4050	50p
4013	55p	4054	120p
4015	90p	4055	120p
4016	54p	4056	145p
4017	100p	4060	120p
4018	120p	4069	40p
4019	50p	4072	25p
4020	120p	4072	25p
4022	180p	4081	19p
4023	21p	4082	29p
4024	75p	4510	142p
4025	21p	4511	160p
4026	200p	4516	140p
4027	81p	4518	140p
4028	152p	4528	130p

LOW PROFILE DIL SOCKETS BY TEXAS

8 pin 12p	14 pin 13p	16 pin 14p	24 pin 40p
-----------	------------	------------	------------

VOL REGS

FIXED—Plastic 3 Terminals
1 Amp Positive

5V	7805	130p
12V	7812	130p
15V	7815	130p
18V	7818	150p
24V	7824	150p

1 Amp Negative

5V	7905	215p
12V	7912	215p
15V	7915	215p
18V	7918	215p
24V	7924	215p

LM309K (TO3) 5V 1 Amp 150p
LM323K (TO3) 5V 3 Amp 750p
TBA625B (TO3) 12V 0.5A 95p
7805 (TO3) 5V 1 Amp 150p

VARIABLE VOL. REG.

723	14 Pin DIL	45p
-----	------------	-----

TRANSISTORS

BC187	14p	BC187	32p
AC125	20p	BC212	14p
AC126	20p	BC213	12p
AC127	20p	BC214	17p
AC128	20p	BC337	24p
AC176	20p	BC478	32p
AC187	20p	BCY70	20p
AC188	20p	BCY71	24p
AD149	54p	BD124	140p
AD161	39p	BD131	39p
AD162	39p	BD132	43p
AF114	22p	BD135	54p
AF115	22p	BD136	55p
AF116	22p	BD139	56p
AF139	40p	BD140	60p
AF239	48p	BDY56	225p
BC107/B	10p	BF187	25p
BC108/B	10p	BF170	25p
BC109C	11p	BF173	27p
BC148	9p	BF177	28p
BC149	10p	BF178	30p
BC157	11p	BF179	35p
BC158	13p	BF180	35p
BC159	13p	BF182	35p
BC169C	12p	BF184	24p
BC172	11p	BF185	24p
BC173	11p	BF194	23p
BC177	20p	BF195	11p
BC178	17p	BF196	17p
BC179	20p	BF197	19p
BC182	20p	BF200	40p
BC183	12p	BF257	34p

OP. AMPS

301A	Ext. Comp. 8 pin DIL	40p
53AT	Ext. Op. Amp TO 99	300p
709	Ext. Comp. 8/14 pin DIL	30p
710	Diff. Comp. 14 pin DIL	45p
741	Int. Comp. 8/14 pin DIL	25p
747	Dual 741 14 pin DIL	76p
748	Ext. Comp. 8 pin DIL	40p
748	Prog. Op. Amp TO 99	153p
1458	Dual Op. Amp. 8 pin DIL	75p
3130	CMOS/Bipolar Mostlet	108p
3140	BIMOS/FET Input 8 pin DIL	160p
3900	Quad. Op. Amp. 14 pin DIL	60p

LINEAR I.C.s.

AY-1-0212	Tone Gen. 16pin DIL	650p
CA 3028A	Diff. Cascade Amp. To 99	112p
CA 3046	5 Transistor Array 14 pin DIL	85p
CA 3048	Quad. Low Noise Amp.	250p
CA 3053	Diff. Cascade Amp. TO5/DIL	75p
CA 3060	Op Transconduct. Amp 8 DIL	97p
CA 3089E	FM IF System 16 pin DIL	250p
CA 3090AQ	FM Stereo Decoder QIL	500p
ICL8038BC	VCO Fun.ken 14 pin DIL	600p
ICL8038CC	VCO Fun.ken 14 pin DIL	370p
LM580N	2W Audio Amp 14 pin DIL	115p
LM581N	Stereo Pre Amp 14 pin DIL	190p
LM589N	Aud Amp +3 Trs. Arr. 18 DIL	175p
M252	Rhythm Ken 16 pin DIL	850p
MC1310	FM Stereo Decoder 14 pin DIL	200p
MC1351P	Lim/Det. Audio Preamp	104p
MC1495	Multiplexer 14 pin DIL	370p
MC1496	Bal. Mod/Demod. 14 DIL	115p
MC3340P	Exc. Attenuator 8pin DIL	180p
MFC4000B	3W Audio Amplifier PCB	75p
NE540L	Audio Pwr. Driver TO99	140p
NE555V	Timer 8 pin DIL	40p
NE556V	Dual 555 14 pin DIL	75p
NE561B	PLL with AM Demod	425p
NE562B	PLL with VCO 16 pin DIL	425p
NE565	PLL 14 pin DIL	200p
NE566V	PLL Function Gen 8 pin DIL	200p
NE567V	PLL Tone Decoder 8 pin DIL	200p
SN72733	Video Amplifier 14 pin DIL	150p
SN76003N	Audio Pwr. Amp with HS	275p
SN76008	10W in 4 ohms 8pin Plas.	280p
SN76013N	Audio Pwr Amp with HS	175p
SN76023N	Audio Pwr Amp with HS	175p
SN76033N	Audio Pwr. Amp with HS	275p
TAA661A	FM IF Amp Lim/Detector QIL	310p
TBA641B	Audio Amp QIL	300p
TBA800	5W Audio Amp QIL	100p
TBA810	7W Audio Amp QIL	125p
TBA820	2W Audio Amp QIL	100p
TDA2020	20W Audio Amp QIL	405p
XR2240	Prog Timer/Counter 16 pin DIL	400p
ZN414	TRF Radio Receiver TO18	140p

OPTO-ELECTRONICS

PHOTO-TRANSISTORS

OC70	34p	TIL209 Red	15p
OC71	30p	TIL211 Green	32p
OC77	40p	TIL32 Infrared	81p
OC77	40p	MV2025	27p

LEDs

LDR	0.2"	Red	18p
ORP12	70p	Red	18p
ORP60	75p	Green	29p
ORP61	75p	Yellow	32p

SEVEN SEGMENT DISPLAYS

3015F	Minitron 0.3"	175p
DL704	Com. Cathode 0.3"	160p
DL707	Com. Anode 0.3"	160p
DL747	Com. Anode 0.6"	250p

DRIVERS

75491 84p, 75492 104p

TIP30A	60p	40410	75p
TIP30C	72p	40409	75p
TIP31A	56p	40411	325p
TIP31C	68p	40594	90p
TIP32A	63p	40595	97p
TIP32C	85p	FETs	
TIP33A	57p	BF244	45p
TIP33C	120p	MPF102	40p
TIP34A	124p	MPF103	40p
TIP34C	160p	MPF104	40p
TIP35A	243p	MPF105	40p
TIP35C	290p	2N3819	27p
TIP36A	297p	2N3820	50p
TIP36C	350p	2N3823	54p
TIP41A	70p	2N3457	40p
TIP41C	84p	2N3457	40p
TIP42A	70p	2N5459	40p
TIP42C	96p	3N128	81p
TIP295	76p	3N140	92p
TIS305	28p	3N141	81p
TIS33	11p	40803	63p
ZTX108	11p	40673	58p
ZTX300	16p	UJTs	
ZTX500	19p	TIS43	37p
ZTX504	60p	2N2160	95p
ZTX600	25p	2N2646	45p
2N697	42p	2N4871	40p
2N705	88p	2N4871	40p
2N708	22p	PUJT	
2N709	22p	2N6027	60p
2N711	19p	2N830	13p
2N712	25p	2N1131	22p
2N713	25p	2N1132	22p
2N714	25p	2N1304	45p
2N715	19p	2N1305	45p
2N716	19p	2N1306	48p
2N717	19p	2N1307	48p
2N718	19p	2N1613	22p
2N719	19p	2N1711	22p
2N720	19p	2N1893	32p
2N721	19p	2N2219	32p
2N722	19p	2N2222	22p
2N723	19p	2N2369	15p
2N724	19p	2N2484	32p
2N725	19p	2N2904A	32p
2N726	19p	2N2904B	32p
2N727	19p	2N2906A	22p
2N728	19p	2N2926RB	9p
2N729	19p	2N2926G	11p
2N730	19p	2N3053	19p
2N731	19p	2N3054	43p
2N732	19p	2N3055	54p
2N733	19p	2N3439	72p
2N734	19p	2N3442	151p
2N735	19p	2N3702	14p
2N736	19p	2N3703	14p
2N737	19p	2N3704	14p
2N738	19p	2N3705	14p
2N739	19p	2N3706	12p
2N740	19p	2N3708	11p
2N741	19p	2N3709	11p
2N742	19p	2N3707	14p
2N743	19p	2N3773	320p
2N744	19p	2N3856	80p
2N745	19p	2N3904	22p
2N746	19p	2N3905	22p
2N747	19p	2N3905	22p
2N748	19p	2N3906	22p
2N749	19p	2N4058	19p
2N750	19p	2N4060	19p
2N751	19p	2N4123	25p
2N752	19p	2N4124	22p
2N753	19p	2N4125	22p
2N754	19p	2N4126	22p
2N755	19p	2N4289	24p
2N756	19p	2N4443	75p
2N757	19p	2N4403	34p
2N758	19p	2N4427	97p
2N759	19p	2N5089	34p
2N760	19p	2N5296	58p
2N761	19p	2N5401	82p
2N762	19p	2N5407	70p
2N763	19p	2N5407	70p
2N764	19p	2N6254	140p
2N765	19p	40430	108p
2N766	19p	40689	97p
2N767	19p	40361	43p
2N768	19p	40362	45p

DIODES SIGNAL

OA47	9p
OA781	10p
OA85	11p
OA90	7p
OA91	9p
OA95	9p
OA200	8p
1N914	4p
1N914B	4p
1N4148	4p

RECTIFIER

BY100	31p
BY128	15p
BY127	12p
1N4001	6p
1N4002	6p
1N40	


Transistor CHECKER



P.D.MADDISON

THIS device indicates the polarity, *npn* or *pnp* of transistors and of diodes, and can give an indication of "open" or "short" defects. Fig. 1 shows a standard Astable oscillator running at several kHz, Tr1 and Tr2, with buffer transistors Tr3 and Tr4, and drivers Tr5 and Tr6 for the two LED displays. The buffer transistors isolate the oscillator and provide an AC signal to the component under test. The buffers are essential, as a short across the oscillator would stop it functioning. The 10kΩ load resistors limit currents, during normal short conditions, to a safe value.

The collector of Tr3 provides drive to the emitter of the transistor under test. The collector of Tr4 drives the collector and the base, via a current limiting resistor R7, of the transistor under test, ensuring that they are of the same polarity and opposite to that of the emitter.



Operation

Assume an *npn* transistor is connected to EBC so when E is high and C is low the transistor is reverse biased and cut off. The high state is amplified by Tr6 and the LED, D4, lights up. When, on the opposite half cycle, E is low and C goes high the transistor is forward biased and switches on. This forces C to go low also and hence neither LED is lit.

The high speed of the oscillator makes it appear as if a single LED is on, thus giving indication of *npn*. The converse happens for a *pnp* transistor and the other LED stays on. A diode can also be tested by connecting between E and B or C. The *npn* LED then indicates that the cathode is at E.

It can be seen that in the open circuit, no component connected, both LEDs are alternatively switched and appear on. For a short circuit condition

Summary of operation

Both LEDs ON: normal state, open circuit condition
One LED ON: indicates the required polarity
Both LEDs OFF: Short circuit condition
One or both LEDs partly on: partial short circuit, high leakage component, LED drivers not fully off (see text). **Note:** some transistors readily display this fault, especially germanium and 'self-oscillating' HF types. They may not necessarily be faulty so it is wise to check further, in the normal way, with a meter.

the high state is pulled to low and hence both LEDs go out. See summary table.

The diodes, D1 and D2, provide an extra 0.6V voltage drop to ensure that a low condition (approx 1V)

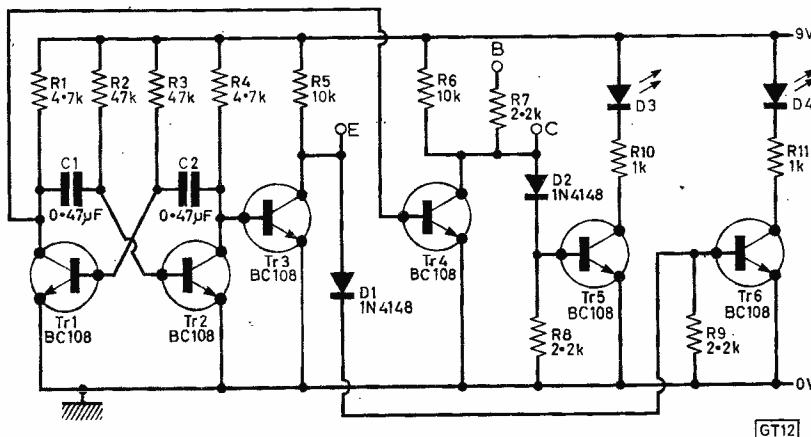


Fig. 1. Circuit of the Transistor Checker. The LED D4 corresponds to an 'NPN' indication and D3 to 'PNP'. A 9V PP3 battery can be located inside the box or two terminals fitted to the box for an external supply.



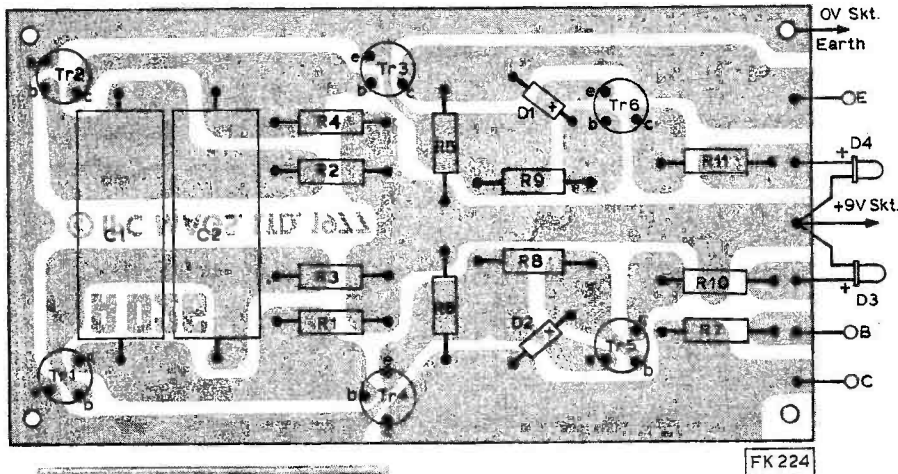


Fig. 2: above, is the printed circuit board, copper side, shown full size. Fig. 3: below, is the layout of the components on the PCB.



View of the first model of the Transistor Checker in which two boards were bolted together. The test sockets are at the bottom and the LED's at the top.

★ components list

Resistors

R1 4.7k Ω	R5 10k Ω	R9 2.2k Ω
R2 47k Ω	R6 10k Ω	R10 1k Ω
R3 47k Ω	R7 2.2k Ω	R11 1M Ω
R4 4.7k Ω	R8 2.2k Ω	

Capacitors

C1 470nF	C2 470nF
----------	----------

Semiconductors

Tr1 to Tr6 inc BC108 D1 and D2 4N4148 or similar
D3 & D4 LED general purpose

Miscellaneous

Aluminium box 5½ x 2½ x 1½ in. or similar
Sockets 5 off. PCB from PW Readers PCB Service, see ad.

turns the LEDs fully off, in conjunction with R8 and R9. If necessary, further resistance may be added in series with the diodes. In the prototype it was found that with a "good" transistor one LED remained partly lit due to this fault, normally indicative of a leaky transistor, especially germanium.

continued on page 848

Safe, tough, efficient and versatile – that's our new miniature CX iron.

Safe because it is virtually leak-free (leakage current less than 1 μ A). Earth it if you like – three core lead. It is made to conform with B.S. 3456 and has a breakdown voltage of more than 4000V.

Tough because the handle is almost unbreakable and the ceramic shaft is covered by a stainless steel shaft.

Efficient because the element is situated right inside the soldering bit and the heat generated by its 17 watts is not wasted.

Versatile because the iron can be used for a wide variety of soldering jobs; with six easily interchangeable, slide-on bits, ranging from $\frac{1}{4}$ " right down to $\frac{3}{32}$ " (1mm). It's suitable for small, miniature and micro miniature joints.

Available for 220-250 volts or 100-120 volts. Weight – 1 $\frac{3}{4}$ oz (40 gram). Length 7 $\frac{3}{4}$ " (19cm). Price – £3.20 fitted with standard bit $\frac{3}{32}$ " (2.3mm). Spare bits £0.46; £0.72; £0.84 exclusive of VAT.

Stocked by most of the well-known wholesalers and many retailers. Or direct from us if you are desperate.

Send for colour catalogue from:
Antex Freepost, Plymouth PL1 1BR

Model X.25 is a general purpose soldering iron, also with two shafts for toughness and perfect insulation. Available for 220-250 volts or 100-120 volts at 25 watts and priced at £3.20 exclusive of VAT.




Stand model S.T.3 has a chromium plated steel spring, two sponges for cleaning the bits and is priced at £1.40 exclusive of VAT.




Mayflower House, Plymouth.
Telephone (0752) 67377/8 Telex 45296
Giro 2581000

**Forget all you've ever read about
miniaturised soldering irons.
This is the NEW ANTEX CX.**



INVERTORS



240v-50Hz from your 12v car battery
 25 watt-£4.75 300 watt (12v)-£33.08
 40 watt-£6.27 400 watt (24v)-£39.05
 75 watt-£12.03 500 watt (24v)-£48.18
 150 watt-£21.27 1 Kw (50v)-£127.00
 300 watt (24v)-£26.45 1.5 Kw (110v)-£140.80

All above invertors are in kit form but may be purchased built up in metal case and ready for use. Price list sent on receipt of s.a.e. Prices include p. and p.

P.W. AUTOMATIC EMERGENCY SUPPLY

240v-50Hz-150 watt inverter with built in battery charger. In event of power failure switches over automatically from battery charging to inverter operation. Cct. as appeared in Dec. 72 P.W. Complete kit of parts (excluding meter) £24.50 plus £1.70p.p.

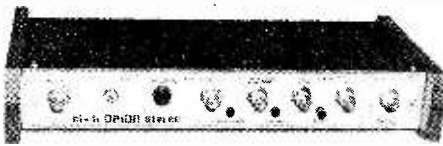
DIGITAL WATCH

FOUR FUNCTION DIGITAL WATCH FOR ONLY £16 with 1 Year Guarantee HOURS . MINS . SECONDS . DATE American Design, UK Manufacture.

TRANSFORMERS AND COILS

Both high volume and small order capacity available.
 Special offer. Miniature mains transformer 6-0-6v-6vA. 85p + 10p p. & p.

P.E. ORION STEREO AMPLIFIER & TUNER



20 + 20 Watts r.m.s. into 8 ohm load. Distortion less than 0.01% 100Hz-10kHz. Frequency response \pm 1dB 20 Hz to 20kHz. Hum level virtually nil with volume full on.

This is a power amplifier of superb quality incorporating the very latest design features. Professional hi-fi enthusiasts have classed it as fantastic and real value for money. The CCT incorporates a low flux transformer and inputs for disc, tape, tuner, etc.

Complete kit of parts including slim line bookend case, silk screened front panel and knobs £48.60 inc. VAT and p. & p.

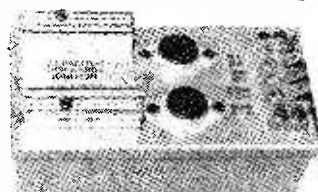
The bookend case, I.C's and semiconductors, P.C. board, Transformer, etc. may be purchased separately if desired. Send S.A.E. for further information.

P.E. ORION TUNER UNIT

PARTS MAY BE PURCHASED AS FULL KIT OR SEPARATE ITEMS. SEND S.A.E. FOR DETAILS.

N.B.-DELIVERIES ON ALL ITEMS MAY TAKE UP TO 28 DAYS, DEPENDING ON AVAILABILITY AND DEMAND. CASH IN REGISTERED ENVELOPE OR POSTAL ORDERS CAN REDUCE TIME BY NOT HAVING TO CLEAR CHEQUES

ASTRO IGNITION



ASTRO IGNITION SYSTEM

Complete kit of parts for this proven and tested system £10.45 inc. VAT Ready built with only two connections to alter £13.75 inc. VAT. Thousands have used this system both home and abroad. Consider these advantages—more power, faster acceleration, fuel economy, excellent cold starting, smoother running, no contact breaker burning. Also because of the high energy spark the fuel mixture can be made weaker giving further economy and fewer plug problems. Fitting time when built 5 minutes approx. Please state whether positive or negative earth.

TRADE and EXPORT ENQUIRIES WELCOMED ON ALL PRODUCTS

ASTRO ELECTRONICS
 Springbank Road, West Park
 CHESTERFIELD. 31475

NICKEL CADMIUM RECHARGEABLE CELLS 1.25V per cell, 1.2 AMPH, 2.0 AMPH, 3.5 AMPH, 4.00 AMPH, 7.00 AMPH. The above cells can be supplied in sealed packs with or without built in mains charger unit at various voltages and current, S.A.E. for prices giving D.C. voltage and current required.

TRANSFORMERS 240V A.C. primaries. SEC 0-6V 1 amp. SEC 0-12-15-20-24-30V 1 amp. Various others with low voltage high current secondaries.

INVERTOR TRANSFORMERS 6V-8watt. 12v-8 watt. Invertors 6v-8 watt. 12V-8 watt

RELAYS 6V D.C. coil 2 pole c/o. 12v D.C. coil 2 pole c/o. 230V A.C. coil 3 pole c/o suitable for aerial c/o. Various Bridges. Diodes, Transistors. $\frac{1}{2}$ watt carbon resistors. Condensers in stock.

THE CRYSTAL CALIBRATOR, 100kHz, 200 meg. in ten steps £9.50. Capacitance 2pf to 10 mfd, battery operated £15.50.

ALUMINIUM or TIN PLATED CHASSIS Price on application, made to your size, S.A.E. with measurements required.

STEEL CASES. For your home brew equipment, made to your size. With steel or alloy front panel, mesh back panel, fixed or loose mesh lid. Finished in White or Metallic Blue, S.A.E. for price giving details of size required. S.A.E. for lists to:-

NIXON'S ELECTRONICS G3CLP. H.F.P.
 (CHESTERFIELD) LTD.

497 Sheffield Road, Whittington Moor, Chesterfield, Derbys.
 Phone 0246-450650 Chesterfield

DO YOU LIVE NEAR WORTHING?

WE ARE INTRODUCING AN "OVER THE COUNTER" SERVICE OF

ELECTRONIC COMPONENTS

CHASSIS, VEROBOARD, RF CHOKES, LEDS, SEMICONDUCTORS, POTS, CONNECTORS, SWITCHES, PANEL LAMPS, RESISTORS, CAPACITORS, NUTS-BOLTS.

SOUTHERN ELECTRICS

8 RIVOLI BUILDINGS, CHAPEL ROAD, WORTHING

THE OPEN DOOR TO QUALITY



This 144 page catalogue—Electrovalue Catalogue No. 8 (Issue 2, up-dated) offers items from advanced opto-electronic components to humble (but essential) washers. Many things listed are very difficult to obtain elsewhere. The Company's own computer is programmed to expedite delivery and maintain customer satisfaction. Attractive discounts are allowed on many purchases; Access and Barclaycard orders are accepted.

40p

POST PAID
 inc. 40p Refund
 Voucher

+ FREE POSTAGE

on all C.W.O. mail orders in U.K. over £2.00 list value (excluding V.A.T.) if under, add 15p handling charge.

All communications to Dept. PW/10
 28 ST. JUDES ROAD, ENGLEFIELD GREEN, EGHAM, SURREY
 TW20 0HB. Tel Egham 3803. Telex 284476 Shop 9-5.30, 9-1 pm Sats
 NORTHERN BRANCH: 680 Burnage Lane, Burnage, Manchester
 M16 1NA. Tel: (061) 432 4946. Shop 9-5.30pm, 1 pm Sats.

ELECTROVALUE LTD

Audible Continuity TESTER


IAN HICKMAN



MANY electronic systems, in communications, in industrial control systems, computers, aircraft etc., make use of wiring looms and cable forms. Checking these out can be a time consuming chore and various aids have been devised. Where a sufficient number of similar wiring harnesses are involved, the checking time can be cut to seconds by employing Automatic Test Equipment. Such equipment typically tests all possible combinations of terminals, thus picking up shorts between wires as well as open circuits, and displaying or printing out the locations of any faults.

The tedium of programming the ATE is avoided by offering up a known good cable assembly and the ATE checks it out in a "LEARN" mode, storing the locations of all connections found. The ATE can then check out other assemblies in the "TEST" mode by comparing the results with the stored information. Needless to say, a continuity tester is needed to check out the original "known good cable assembly"!

A continuity tester is also used where only one or two cable forms are to be tested or where ATE is not available. In one form or another, continuity testers have been around since long before ATE came on the scene and the circuit of a typical tester is shown in Fig. 1. It is designed to give out an audible tone when the test prods are connected together via a good circuit. Thus the operator does not need to look at the tester but can concentrate on his checklist and the cable-form or multi-way connector lead etc. under test.



even when the circuit is powered by a single 1.5V cell. Its main disadvantage is that it does not have good discrimination against marginal circuits and will pass them as good even up to several ohms. Even 20Ω between the test prods will cause a tone to be emitted, though only an inattentive (or tone deaf!) operator would fail to notice that it was higher and weaker than usual.

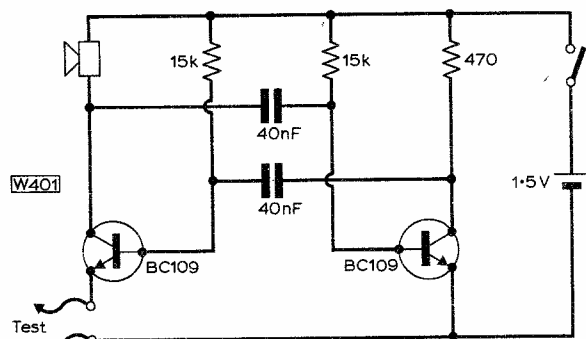


Fig. 1: Circuit of a simple continuity tester with an earpiece or small speaker as indicator.

As can be seen, the circuit is simply a multivibrator with a telephone earpiece as the collector load of one of the transistors and with the OV lead open circuit between the two transistors. When the test probes are connected together, the multivibrator causes a tone to be emitted by the earpiece, loud enough for use in all but the noisiest surroundings,

An improved tester

Various continuity testers have been developed which will only pass a circuit as good when its resistance is less than 1Ω . Whilst this is a big improvement on the performance offered by a tester of the type shown in Fig. 1, the resistance of a "good" connection in most cable-forms, multi-way leads and p.c. board tracks etc. would typically be less than a tenth of this value, unless there is a dry joint or other fault. Fig. 2 shows the circuit of a continuity tester developed by the author which uses very few components and which indicates when a connection has a resistance exceeding 125 milliohms ($125m\Omega$).

Circuit description

Resistor R1 supplies a test current of 10mA to the circuit under test and the potential difference developed across it is applied to the non-inverting input

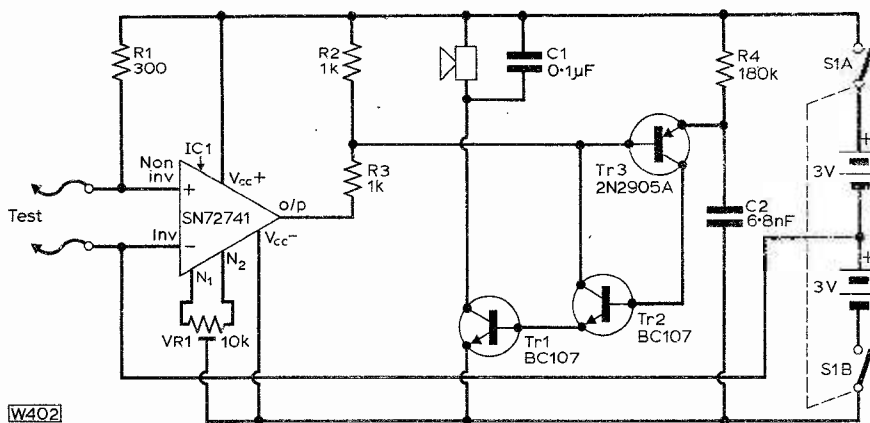
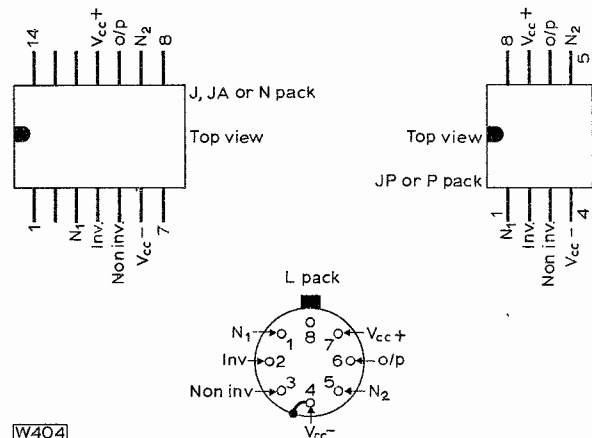


Fig. 2: Circuit of the unit developed by the author, which is much more precise in its indications.

Note: Tr2, collector should go to Tr1 base and emitter to Tr3 base.

W402



W404

Lead-out diagrams for the various types of package in which the 741 op-amp is available.


of a 741 operational amplifier. VR1 is connected between the offset null terminals, with its slider connected to the negative supply rail. Whilst the normal use for VR1 is to reduce the input offset voltage of the operational amplifier to zero, so that when its input terminals are at the same potential its output terminal is at 0V, in this instance it is used deliberately to introduce an offset of 1.25mV at the non-invert input terminal.

When the input terminals are shorted together, the output terminal of the op. amp. is at nearly -3V, but when the input terminals are open circuit, the output terminal is at nearly +3V. In this condition the junction of R2 and R3, and hence the base of Tr3, is very nearly at +3V, and hence Tr3 cannot conduct. However, when the input terminals are shorted, since the amplifier output is at almost -3V, the junction of R2 and R3 is a little above 0V. Consequently when C2 charges via R4 to a voltage more positive than the base of Tr3, both Tr3 and Tr2 turn on and conduct hard. They thus discharge C2 back down towards the negative rail, via the base emitter junction of Tr1, which also therefore saturates, applying 6V across the earpiece.

During this regenerative action, the junction of R2 and R3 is taken down towards the negative rail by the bottoming action of Tr2, but when C2 is completely discharged, the current via R4 is insufficient to keep Tr2 and Tr3 bottomed due to the fall in current gain of transistors at low current. So the junction of R2 and R3 returns to its former voltage leaving Tr3 cut off, and Tr1 and Tr2 likewise. C2

then commences to recharge via R4, resulting in a sawtooth waveform across it.

When the resistance between the input terminals is 125mΩ, the 10mA test current causes a 1.25mV drop, and as this equals the offset voltage, the amplifier output voltage is 0V. Thus the base of Tr3 is nearer +3V, C2 takes longer to charge to a voltage sufficient to turn on Tr3, and the pitch of the tone emitted by the earpiece falls. Further, owing to the high gain of the 741 op. amp. and the fact that it is used open loop, the noise at its output is appreciable. Hence the tone emitted by the earpiece is not only lower but has a characteristically unsteady nature which contrasts unmistakably with the clear tone which indicates a good connection.



The small component board is mounted in the bottom of the box which can be aluminium or plastic. The earpiece or miniature speaker is attached to the lid and holes drilled or cut in the lid, as shown in the heading photograph.

★ components list

Resistors		
R1 300k Ω	R4 100k Ω	R7 27k Ω
R2 1k Ω	R5 2.2k Ω	VR1 10M Ω preset
R3 1k Ω	R6 30k Ω	miniature vertical
		*if required

Capacitors	
C1 0.1 μ F	C2 5.8 μ F

Semiconductors		
IC1 SN72741 or alternative		
Tr1 BC107	Tr2 BC107	Tr3 2N2905A

Miscellaneous
D: cast box, or similar, approx 4 $\frac{1}{2}$ x 3 $\frac{1}{2}$ x 2in. deep. HP7 batteries, 4 off, with holder. Terminals, 2 off. Telephone earpiece 50 Ω or equivalent speaker 2 $\frac{1}{2}$ in. dia, probably 80 Ω . Two-pole on-off switch. Single pole on-off switch, if required. Piece of veroboard.

Owing to the rapid discharge of C2 when Tr3 conducts, Tr1 is only bottomed for a small fraction of the repetition period. This inductance of the earpiece (which is a 50 Ω telephone type) would prevent much current flowing and thus result in an inadequate sound level being emitted, were it not for C1. This is charged by Tr1 during its narrow "on" pulse, thus effectively stretching the pulse resulting in more power being fed into the earpiece.

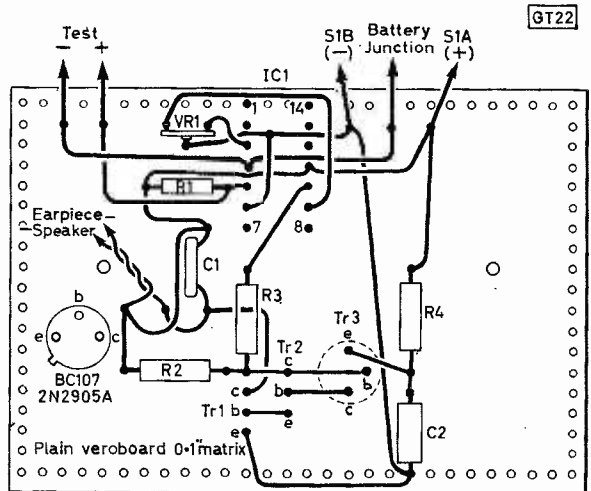
Other factors

The open loop gain of a 741 op. amp. at $\pm 3V$ supplies is typically 4×10^4 . So for full output voltage swing from saturated in the positive direction to saturated in the negative direction, an input variation of about 150 μ V is required. This is about an eighth of the 1.25mV input to the op. amp. provided by the 10mA test current in 125m Ω , giving good discrimination with a fairly narrow "marginal" range of resistance between the value indicated as continuity and that indicated as high resistance/open circuit. There will be some drift of the marginal resistance value with ambient temperature. For the 741 this turns out to be around $\pm 20\mu$ V/ $^{\circ}$ C, worst case, when the supply rails are $\pm 15V$. It is not thought that this figure will be exceeded at $\pm 3V$ rails, so the worst drift over $\pm 10^{\circ}$ C relative to "room ambient" of 20 $^{\circ}$ C is $\pm 200\mu$ V. This corresponds to a worst case variation of $\pm 16\%$ in the 125m Ω marginal resistance point over the range 10 $^{\circ}$ C to 30 $^{\circ}$ C, though of course most op. amps. will exhibit a much lower temperature sensitivity than this.

Variation of supply voltage can in practice be ignored, since the current drain of the tester when the test prods are not shorted is only 250 μ A. This rises to 10mA whilst the earpiece is sounding, but in normal use, the four penlight cells will show little change in voltage over an extended period. (They should in any case be changed once a year.) Note that with an open circuit voltage at the test probes of 3V and a short circuit test current of 10mA, the maximum power that the tester can deliver to the circuit under test is $1.5V \times 5mA = 7.5mW$. This is insufficient to damage any common small-signal semiconductor, whilst on the other hand the tester will not indicate a metallic connection via even the largest power diode.

Construction

The prototype was built in a diecast box which has ample room for the circuit board and a plastic battery holder for the four penlight cells. The circuit should be entirely isolated from it. The circuit was built by passing component leads through the holes in a piece of 0.1in. grid SRBP pin board and wiring up on the other side with tinned copper wire suitably sleeved. All the wiring to the input of the op. amp. including the leads from the circuit board to the test terminals and the test prod leads themselves should be of a generous gauge. As the op. amp. is run open loop from low voltage supplies, oscillation is not likely to be a problem, but if experienced, 0.1 μ F disc capacitors decoupling the rails to 0V, adjacent to the op. amp., will cure the problem. It is probably wise to include them in any case.



Layout of the components on top of the Veroboard. The wiring, shown with heavy lines, is carried out on the back of the board with thin insulated wire or the component leads themselves.

Calibration

The circuit can be calibrated adequately with only a multi-meter and some resistance wire from the junk-box. Using wire of around 10 Ω /yard cut a length giving 8.2 Ω . As most multi-meters are not too accurate at such low resistance values, cross check against an 8.2 Ω 5% resistor. Now cut the wire in half and connect the pieces in parallel keeping the soldered ends to $\frac{1}{8}$ in. long. The result is a 2 Ω resistor, and repeating the process twice more gives a 125m Ω resistor, made up of eight wires in parallel. Connect this securely between the test prods and adjust VR1 until a steady high tone is emitted from the earpiece. Now set VR1 back until the pitch just begins to fall, it will also sound unsteady. The tester is now calibrated.

Variations

By choosing different test currents or offset voltages, other go/no-go resistance values can be obtained. Thus if a 2.2k Ω resistor R6, wired across a switch S2, is placed in series with R1 a choice of 125m Ω or 1 Ω is available as the pass resistance, Fig. 3a.

If a pass resistance of 0.5 Ω is required, the temperature sensitivity of the tester can be reduced by using the circuit of Fig. 3b. Here, as the necessary

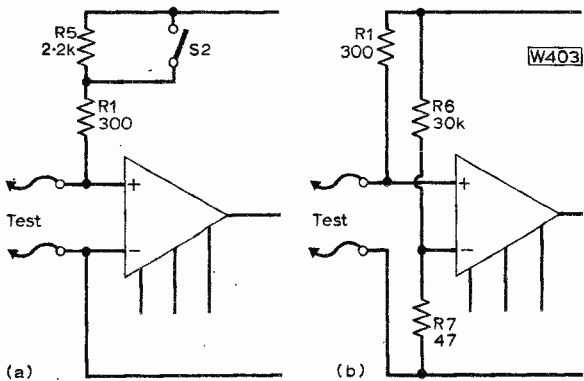


Fig. 3: Modifications to the circuit to allow variations in the value of the pass resistance.

5mV offset at the op. amp. input may be near the limit of VR1, it has been applied directly to the inverting input.

The tester can be set to pass only circuits of 50mΩ or less, but the temperature error becomes troublesome. This can be obviated by making VR1 a front panel control, and mounting a 50mΩ calibrating resistor inside the tester, mounted on pins projecting through the front panel. The tester can thus be set up immediately prior to use at the prevailing temperature.

Obviously, many other variants are possible e.g. by using a variable resistance in place of the 2.2kΩ resistor in Fig. 3a, the sensitivity can be set to any desired value, but it is best to avoid front panel adjustments whenever possible. This is especially so if the continuity tester is to be used by anyone non-technical, and the basic circuit of Fig. 2 probably represents the best general purpose compromise. **DW**

TRANSISTOR CHECKER—continued from page 842

Construction

Construction should present no problems due to the simplicity of the circuit. A home-made printed circuit board was used, Figs. 2 and 3, but veroboard could easily be substituted. Small sockets were used for external battery and transistor connections. This saved on the expense of a transistor socket and battery holder. Most constructors have an S-dec or T-dec breadboard which provides an ideal holder for components under test. Crocodile clips are also useful, especially for TO3 power transistors which cannot easily be plugged into some holders. The LEDs were panel mounting types fitted to the front of the box.

Notes

The unit will work over a wide range of voltages limited at the low end by the oscillator functioning and the dimming of the LEDs. It is not recommended for use over 15V since some components can be damaged by the reverse voltage, (current limited) that may result.

The oscillator outputs are available, buffered, at E, B and C, if required, for example as a signal generator.

Finally, note that when testing transistors the collector should be firmly connected. The unit will give an indication across the base-emitter junction, and, if the collector is unconnected, will fail to reveal a collector-base/collector-emitter short circuit. **DW**

Theoretically calibration can be made using DC with the input capacitor short circuited, but the source would need to have an output impedance of many megohms. If a DC meter is available which has a resistance many times that of the bias potentiometer, then that potentiometer can be calibrated directly while in the circuit. An alternative is to use a high grade instrument, whose resistance is known, and, after the calibration, to replace it by an equivalent resistor. A low resistance meter is useless for calibration since it must reduce the effective range of the bias potentiometer when replaced by its equivalent resistance.

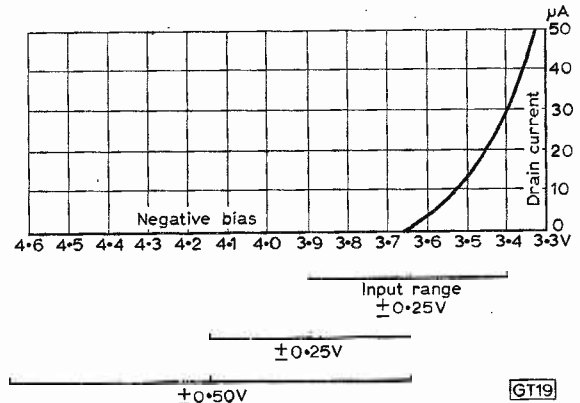


Fig. 8: Graph to illustrate the operation of the FET voltmeter.

The operation of the slide-back FET voltmeter is illustrated by the curve shown in Fig. 8. Assume that the negative bias control is set at minimum and the set zero control is adjusted to give zero drain current. The bias on the gate will then be -3.65V. If a signal having a peak range from +0.25V to -0.25V is then applied the meter will read 30μA.

on peaks. If the negative bias control is then adjusted to reduce the drain current to zero the total negative bias on the gate will have to be 3.9V. The extra bias needed is equal to the peak-to-zero voltage of the applied signal. If a signal is applied having a peak-to-peak value of 1V then the bias will have to be increased from 3.65V to 4.15V and so 0.5V is the peak-to-zero reading.

FETs are notorious for the range of variation from one sample to another but if more negative bias is needed the 6V battery supplying it can be replaced by a 9V one.

PLEASE MENTION
PRACTICAL WIRELESS
WHEN REPLYING TO
ADVERTISEMENTS



brr . . . brr . . . click . . .

In my article on Satellite Communications, I stated (p. 398, September issue) that the short audio charging pulses could be heard in the telephone. You published a note (p. 518, October issue) stating that the Post Office have pointed out that these pulses cannot be heard.

My article was submitted to a Post Office official for approval and it so happened that I discussed this very point about the audibility of charging pulses with him. Although the pulses are fairly quiet, they can be heard quite clearly during breaks in the conversation and are especially noticeable on inter-continental calls owing to their greater repetition frequency. Whilst they may be heard on inland calls, especially on long distance calls made at peak times, they are usually indistinguishable from noise on the line unless one times them with a watch and notices their regular timing.

Unfortunately my phrase "short audio pulses" was misleading; it would have been better if I had used the words "short charging pulses" or "meter pulses".—**Brian Dance** (Warwickshire).

Commenting on Mr. Dance's letter, a Post Office spokesman said: "We apologise to Practical Wireless readers for misleading them by our categorical assertion that metering pulses cannot be heard on telephone calls. We misunderstood Mr. Dance's original reference to audio pulses, which we took to imply bursts of audio-frequency tone.

"Under certain circumstances metering pulses—square waves of 250 ms duration—can be heard as clicks in the background of a 'phone call. Normally, the level of the pulses is so much less than that of speech (–35 dBO com-

pared to –13 dBO) that they should not be heard on a call. However, we think that, on some connections, out-of-balance conditions, occurring somewhere in the circuit result in higher pulse levels."

Input listening

Having read the September edition of *Practical Wireless* I am writing to say that I am in full agreement with Mr. E. Watt in his comments against the whole system of repeaters on 2m, and now, apparently, on 70cm also.

May I draw the attention of all users of "black boxes" to Section 7 of the Amateur licence which states: "The station shall be equipped for the reception of messages sent on the frequency or frequencies, and by means of the class or classes of emission, which are in current use at the station for the purpose of sending".

I cannot recall the number of times I have listened to stations using a repeater, who are "unable to listen on the input". How many commercial transceivers automatically operate on the 600kHz shift when switched to "Repeater"? So the user cannot listen on the input frequency even if he or she wishes to. It isn't often that one hears a station on 2m or 10m via an Oscar satellite say he is "listening 10/2m downlink and this frequency"!

How many stations use an FM transmitter and then slope detect the stations that they work? They do not realise that this is not receiving in the class of emission in which they are transmitting. Such amateurs would soon be in trouble if they failed to fill in their log books or transmitted "gramophone or tape recordings of the type intended for entertainment purposes". So why do so many get away with disregarding Section 7 of the amateur licence conditions?—**Paul Heath** (Wolverhampton).

Simple—isn't it?

In reply to the letter of Mr. Padmore, I, being the laziest so-and-so ever to lay hand to a soldering iron, have had to find the answer to his problem and other such annoying foibles of electronics.

To strip enamelled copper wire I use a pair of long nosed pliers with well ground intermeshing jaws. If the wire is pulled side-

ways through the jaw it will remove the varnish inside two seconds without damaging the copper in the slightest.

Alas and alack not so for litz. The only way with this awkward animal seems to be to throw it on its back and attack with a new, sharp, Stanley knife blade, angling the blade backward, and rubbing the frayed threads off with the tips of the fingers—at least hopefully!

For another annoyance—that of component fallout—(when turning a PCB over to solder) instead of bending the wires over and ending with an unsightly joint, I use a blob of Blu-Tack (available from all stationers) to hold it in place against the board. This same stuff also does an admirable job as a third hand for holding a heatsink such as the Antex model to the tranny lead for soldering, holding the sink to the board with two blobs.

I have also used this versatile gumph as a sealant for a die cast box, a vibration absorber on heavy components and a temporary flex connector, aside from its obvious use for stopping small nuts and bolts from creeping away while your back is turned.

I make accurate PCB's by positioning a photocopy of a board design over the copper, marking through the holes and then "joining the dots" with a "dalo" pen. The board is then marked completely and with accurate positioning.

I hope that these ideas will be of use to readers, and many thanks for an excellent magazine.—**H. Pruim** (London).

Fish-eye lens?

Re your photo on p. 477 of the October PW; could it be that some ham-fisted engineer has drawn the connecting cables too tight (or they've shrunk!), and, due to the deep foundations of the masts, this has resulted in a concave curvature of the earth between them?

No, I don't think so, either. It's probably the angle at which the photo was taken, or a 'duff' lens.

Incidentally, the last time I wrote to PW was in the mid-'30s, when I sent a "Reader's Wrinkle", suggesting the use of a cycle mileometer for counting the turns when winding transformers by hand. I believe I received half-a-guinea for it. Happy days!—**I. Hutchings** (London).

Democratic, it is . . .

I have read with interest the letter from G4ECB which appeared in December PW, and as I have at the present time the honour of being President of that organisation which he accused of being a toothless dog I feel that a reply is called for.

First of all—let me make it clear that although membership of the national radio society is mandatory in order to obtain a licence in some countries we would not wish for this state of affairs to prevail in Britain.

Mr Leaver accuses the Society of not being democratic. Each and every Council member, Regional Representative, and Area Representative is nominated by and voted into office by the membership. I would have thought that this was democratic? I would be interested to see the figures from which he deduces that the Society represents a minority of amateurs—ours indicate otherwise.

Who wants repeaters on the two metre band? Well Mr Leaver, some amateurs do—and therefore, acting democratically by taking into account the wishes of minorities we now have them. There are many minority interests in amateur radio which have a right to exist.

I am surprised that it is suggested that the Society should use members' money to circularise non-members to find out what they want. If they do not wish to join they can hardly expect those who do to pay the cost of finding out about their interests! Government by referendum is unusual in any democratic nation and there is no indication that the majority of RSGB members desire it, or are prepared to face the enormous additional costs involved.

Does Mr Leaver really know what he is saying when he suggests that RSGB doesn't fight for the amateur bands? As he is a non-member he may not yet have heard of WARC 1979 and the immense amount of work being done by national societies all over the world in preparation for it. All this is being financed by funds derived from members of national societies. If therefore, the Amateur Radio Service emerges unscathed from the conference, Mr Leaver and his fellow free-loaders will bene-

fit just as much as those who are actively working for its preservation. Surely this is democracy! It may be of course that he and others who share his beliefs in other countries are preparing their own case for the conference, and that they are briefing their own administrations and sending their own delegations to Geneva when the time comes. Although I fear that this may not be the case!

Mr Leaver believes that questions should be asked. I invite him to go ahead and ask them.
Dr. John Allaway, G3FKM,
(President, RSGB).

1/4 wave condemned

In his letter published in *Practical Wireless* November, 1976, your reader Mr. J. Bradbury (G3AVR) expressed surprise at my advocating the use of plastics such as PVC and Paxolin and sealing compound, namely Sealastic, in VHF aerial applications. (My article "Vertical Aerials for 144MHz" *Practical Wireless* July '76). If Mr. Bradbury took the trouble to examine VHF and indeed UHF transmitting aerials by any well known manufacturer he would find PVC and similar plastics commonly used in construction.

Obviously one does not use such materials at RF voltage maxima points but at low impedance junctions and connecting points, paxolin, PVC and the like produce no measurable loss. Sealastic also exhibits no loss either when used to seal the "weather" end of low impedance co-axial cables and neither does polyurathane paint or varnish applied to radiating elements. Tests on aerials using the above materials have been carried out with test equipment capable of measurement to within less than 0.5dB at 145MHz and higher.

I must also question the statement by Mr. Bradbury that the "unipole" or common quarter-wave radiator, as he calls it, is used as a standard reference aerial when measuring directivity gain of other VHF aerials by comparison. I suggest he reads the McGraw-Hill book "Antennas", by Professor John Kraus, once more and particularly page 454 in the chapter "Antenna Measurements" from which I quote "Gain is always measured with

respect to some reference antenna. Since an isotropic source is a hypothetical standard it is common practice to make actual gain measurements with respect to a half-wavelength reference antenna".

The quarter-wave aerial is frequently used as a reference at medium and very low frequencies (medium and long wavelengths) and then only in conjunction with a large area buried radial earth system to obviate the generally poor conductivity of earth itself. Such a system is generally only used when measuring the directivity gain of other grounded vertical aerials. At VHF a quarter-wave aerial would be impossible to use except with an infinite artificial ground plane of high conductivity, which is not practicable, because VHF and UHF aerials must be in "free space" i.e., well clear of other conducting structures when making gain and radiation pattern measurements.

A small ground plane, such as commonly used with VHF vertical aerials, is not practicable either as power losses and high angle radiation are caused by "edge" effect (standing wave and phase shift due to fractional wavelength radials) which means that such an aerial will have less than its theoretically possible gain. It is for this reason that the USA FCC have condemned the quarter-wave as a reference aerial as its use can make the gain figures for other aerials appear higher than they really are. Some manufacturers even resort to quoting an isotropic radiator (which does not exist as it is hypothetical) as a reference, as this can make gain claims look even better.

Incidentally, it is high time some action be taken in this country in connection with misleading claims for VHF and UHF aerial gain, frequently made without any reference whatsoever, or to an isotropic but without this fact being revealed, or to a quarter-wave ground plane (for reasons I have already mentioned). The most classic case of questionable specification I have come across so far and quite recently, is a claim of 3dB gain for a half-wave (mobile) 145MHz aerial with reference to a half-wave dipole. Perhaps some one has at last discovered how to make a piece of wire produce gain!—F. C. Judd, F1STC
M.INST.A A.INST.E (London).

*FREE INSIDE

IN NEXT MONTH'S PRACTICAL WIRELESS



The first of the new PW INFO-CARDS contains much useful information on Resistors and Capacitors in a readily available form. You'll find the Card very handy in

your workshop or you can fold it up and put it in your pocket when you go buying components



stereo

vhf

touch-tuner



The best of F.M. reception at your finger-tips. Eight channels available and selected literally by a finger-tip. Positive indication of stereo reception and signal level. Automatic Frequency Control which can be over-riden, again by the touch of a finger.


also:

PRACTICAL AUDIO AMPLIFIERS EASYTUNE MW-LW RECEIVER

**ON SALE
IN
FEBRUARY**

S-DeCnology

DAVID GIBSON



THIS MONTH

'Police Car Wailer'

THE circuit this month was built mainly for novelty. However, it does lend itself to other applications and experimentation. In its basic form it is a police car wailer; the noise so often heard in current television "cops and robbers" programmes. It is an uncritical circuit and works well from quite low battery voltages. There should be no problems at all in getting it to work.

To generate the noise (the WOW-WOW sound) it is necessary to physically move one component by hand. To generate the sound entirely electronically would demand far more complex circuitry which would in turn defeat the object of this series.

Circuit details

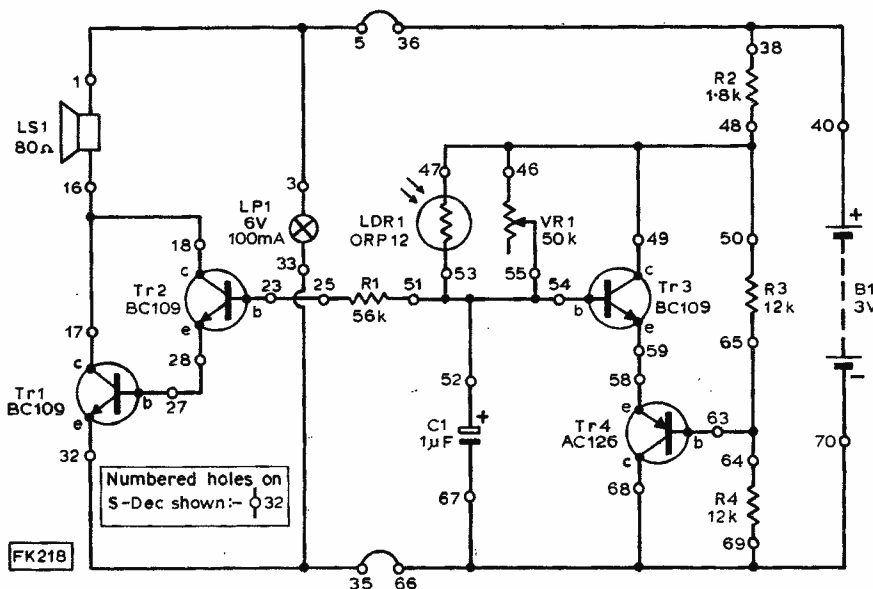
The NPN/PNP pair of transistors (Tr3 and Tr4) in the circuit diagram are connected up as a form

of unijunction device. The first two transistors (Tr1 and Tr2) are connected in a Darlington configuration or perhaps more correctly a Darlington current pair amplifier.

These high sounding names merely mean that we have two little circuits, each being composed of two transistors. In essence, we have an oscillator (Tr3/Tr4) and a high gain amplifier (Tr1/Tr2). The capacitor C1 together with resistors LDR1 and VR1 determines the rate at which the oscillator voltage rises.

In this circuit we are using a light dependent resistor (LDR). This is a device which offers a varying resistance depending upon the amount of light falling upon it. The more (brighter) the light the lower its resistance.

Because the bulb LP1 and LDR1 are fairly close



Complete circuit diagram of the 'Car Wailer' S-Dec project. The capacitor C1 can be varied in value—anything from about 1µF up to 47µF.

you will need

R1	56k Ω	Tr1	BC109
R2	1.8k Ω	Tr2	BC109
R3	12k Ω	Tr3	BC109
R4	12k Ω	Tr4	AC126
VR1	50k Ω pot	LDR1	ORP12
C1	1 μ F 6V	LP1	6V 100mA bulb
B1	3V battery	LS1	75 - 80 ohms
One S-Dec			

together the light from LP1 will fall on LDR1 lowering its resistance. By altering the resistance of LDR1 in this manner, we can control the oscillator by affecting the rate at which C1 charges and discharges.

To generate the "WOW-WOW" sound, simply switch on the circuit (i.e. connect a suitable battery) and an audible note will be heard immediately. Make sure that the bulb and LDR1 are close together—about one inch to start with. The actual pitch of the note may now be varied by moving the bulb first towards LDR1 and then away from it. The bulb may remain stationary and LDR1 "rocked" if desired.

The basic idea is thus quite simple: an oscillator feeds an amplifier which in turn feeds a small loudspeaker. But there are many ideas which lend themselves to experiment and these are mentioned later.

Plug them in

Constructing the police car wailer is extremely simple. If you constructed the two previous circuits in this series then you will find that many of the components can be used again.

Simply plug the relevant components into the S-DeC holes. The correct holes are shown in the circuit diagram. For example, resistor R4 is plugged (by its own wires) into S-DeC holes 64 and 69. The

bulb LP1 is plugged into S-DeC holes 3 and 33. By plugging in the components into the correct numbered holes, the circuit will automatically be connected up properly by the tiny socket connections underneath the S-DeC surface.

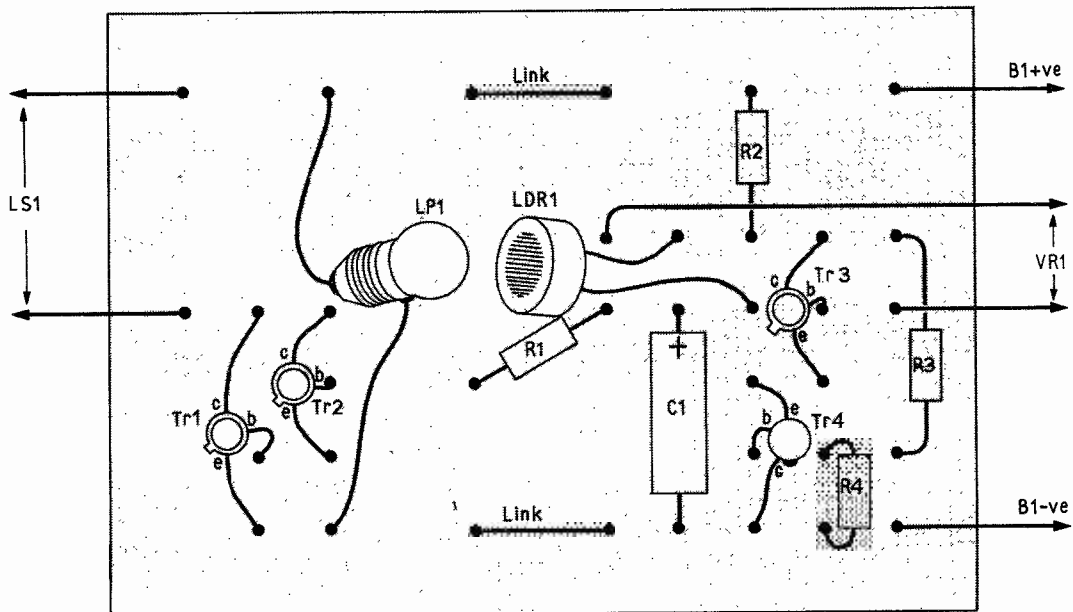
If you don't want to use a soldering iron at all, then try using small crocodile clips to connect the loudspeaker and pot etc. In the prototype, transistor holders are used because the leads of most silicon transistors are not long enough. It may help when identifying leads to put a small spot of crayon or pencil mark at the emitter lead end of the transistor holder—makes it simpler when you plug the transistors in. The capacitor C1 used was not an electrolytic. It was a 2.2 μ F polycarbonate component which just happened to be at hand. If your capacitor doesn't exactly look like this one, don't worry—almost any type will do although electrolytic types must be plugged in with correct polarity. (The same remarks apply if a tantalum device is employed).

Varying pitch

The basic idea is thus quite simple: an oscillator feeds a two-transistor amplifier which in turn feeds a small loudspeaker. But there are a number of ideas which lend themselves to experiment.

For example, the pitch of the note can also be varied by the potentiometer and it would be possible to actually play a tune by varying the angle of the potentiometer shaft. (Waggle the pot shaft for vibrato!).

Again, the cell (LDR) is sensitive to light. Its resistance is dependent upon the amount of light reaching it and thus the pitch of the oscillator is affected by the light level falling on the cell. By using the cell pointing towards ordinary room lighting and interposing ones hand between light and cell, the note pitch can be varied and the circuit then becomes a light-controlled Theremin. You can play




Full size drawing of the S-DeC showing the numbered holes into which the components are plugged. The LDR is soldered to long leads, to enable it to be "waggled" in front of the bulb.

simple tunes by merely "waving" your hand over the cell. (Deceptively simple—in reality the playing of a tune by this method requires a fair bit of practice). For parties it's a real winner. Each person is asked to "play" a tune while the others guess what the tune is!

Further experiment is possible by simply altering the value of the capacitor C1. This is simple with the S-DeC because one merely unplugs one value of capacitor and plugs another into exactly the same holes on the DeC.

Altering the capacitor affects the pitch/range of the note. The voltage also affects this too. Using 4.5V and a 4.7 μ F electrolytic capacitor for C1 gave a low "laughing" sound when the cell was waggled



Photograph of the unit, showing the method of connecting the speaker and potentiometer. Transistor holders are used as some transistors have very short leads making their use on S-DeC's difficult.

near to the bulb. With the 1 μ F value shown, the circuit will still oscillate right down to 2V. With 3V and a 1 μ F capacitor, the best police car wailer effect was produced.

For those with a sense of humour—try a 0.1 μ F capacitor and a 3V battery. This gives a superb electronic canary! Dare I suggest that it's a cheap way to make the sound?

Sound effect

Placing a capacitor across the loudspeaker terminals also has some effect. This is quite simply done on your S-DeC by plugging this second capacitor into holes 4 and 19. Start with about 0.22 μ F to hear a noticeable difference in the tone which will now appear to be mellowed. A 2.2 μ F capacitor made quite a big difference while a 10 μ F capacitor reduced the volume right down to about a quarter. (A 330 μ F component reduced the volume to zero because it bypassed all the audio signal which should have gone through the loudspeaker—not one of my most successful tricks!). If you do try electrolytic capacitors here, make sure you insert them the right way round i.e. observe polarity: positive lead pushed into S-DeC hole 4, negative lead into hole 19.

The bulb should not be rated at more than 100mA. The 6V 100mA recommended is available at most large cycle stores. The best battery voltage for the circuit was found to be 3V which is also conveniently obtained from cycle shops.

Simple Windmill

Further applications of the circuit are a matter of imagination. One example would be to build the

circuit permanently on a Super Solder Board (its copper conducting pattern exactly matches the S-DeC pattern and the holes are numbered exactly the same, too). The bulb and LDR could then be mounted a short distance apart to allow the blades of a small windmill to pass between them. Thus, as the wind blew, so the note would rise; a sort of audio wind speed indicator. Perhaps even better, a simple windmill could be constructed for indoor use. The person being "tested" is asked to blow the sails of the windmill and produce the highest warble possible—a sort of "Puff-ometer". Perhaps even sneezing championships would be possible?

The sensitivity of LDR to light is quite high. It will give a noticeable warble when cigarette smoke is blown between it and the bulb. This was tried in a darkened room and it must be noted that ambient light can effect the circuit if it is too bright.

Used again

If you do decide to build this month's S-DeC circuit you'll be pleased to know that most of the components can be used again in a later circuit in the series. Your S-DeC can, of course be used to build all of the circuits.

Next month is the time for lovers—St. Valentine's Day. What better than an electronic St. Valentine's aid? Not convinced. Well, next issue we will show you how to make a passion meter with just 3 (three) components, one S-DeC and a small battery. If you're still not convinced, why not make one anyway—think of all the fun you'll have trying to prove me wrong!

PW TECHNICROSS PUZZLE

Solution to No. 17

presented last month



Electronic POLYPHON

M.J.HUGHES M.A., C. Eng. MIERE

Circuit operation

The full circuit diagram for the unit is given as Figs. 10, 11, 12 and 13. We refer first to Fig. 10.

The master oscillator utilises the NE555 timer integrated circuit operating in astable mode. Its frequency is set by VR1 which gives a wide variation (about two octaves) in basic pitch of the instrument. IC2 is an MOS organ tone generator and great care should be exercised in handling it. It is imperative to use a DIL socket and before removing it from its protective foam you should take all necessary precautions to avoid static electricity. The

output levels of this device are not compatible with TTL and we need transistors Tr1 to Tr12 and their associated resistors (36 in all) to shift the levels prior to branching the 12 individual notes to feed the data inputs of the two data selectors (ICs 3 and 4). IC5a and b provides the divide by two circuits for the two respective notes and the logic of IC6 selects which octave is to pass for Note 1 (similarly IC7 selects the octave for Note 2).

The wires from the pick-up contacts for Note 1 are returned to the +5V rail via resistors R40 to

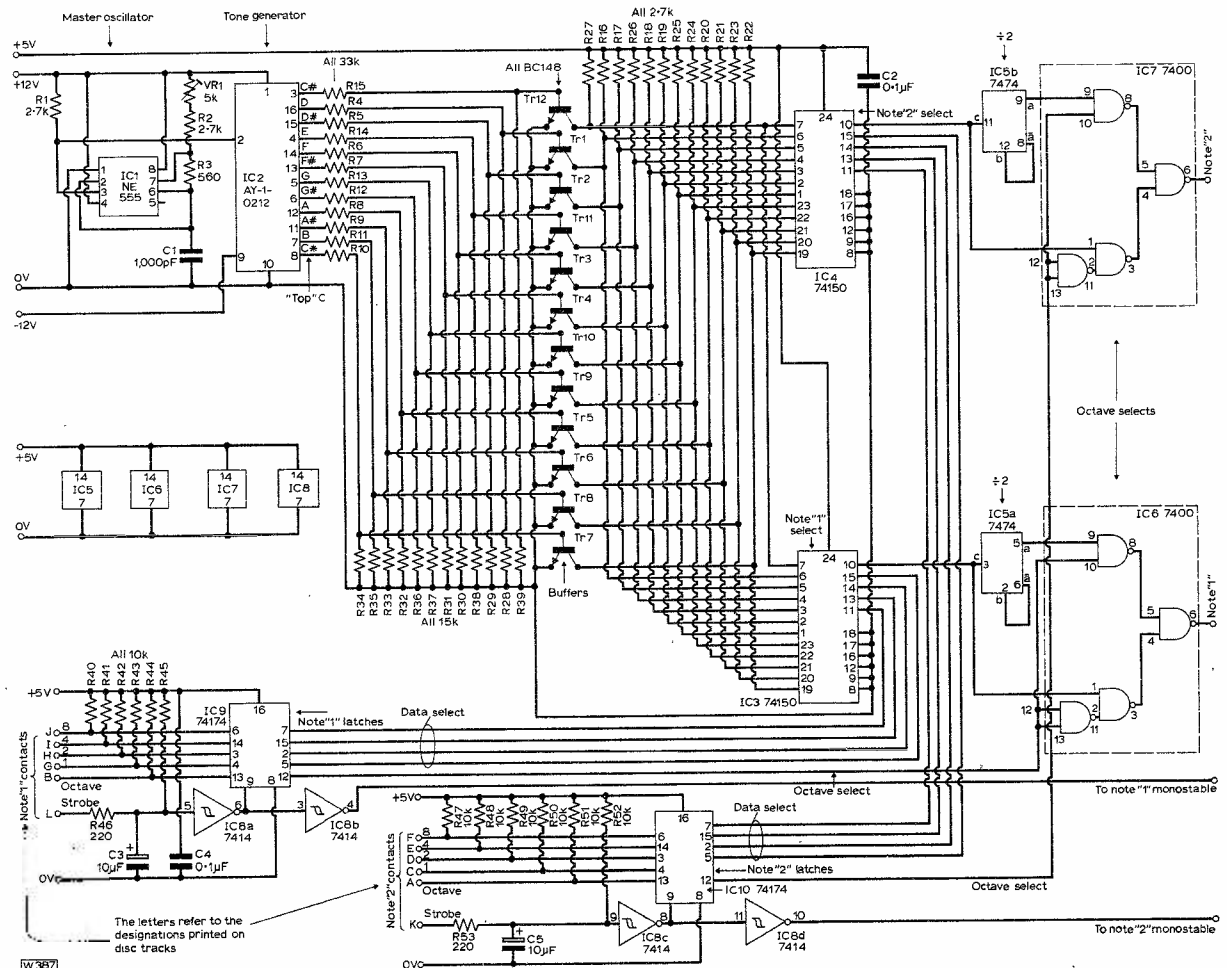


Fig. 10. The circuit diagram of the note generation and selection section of the unit

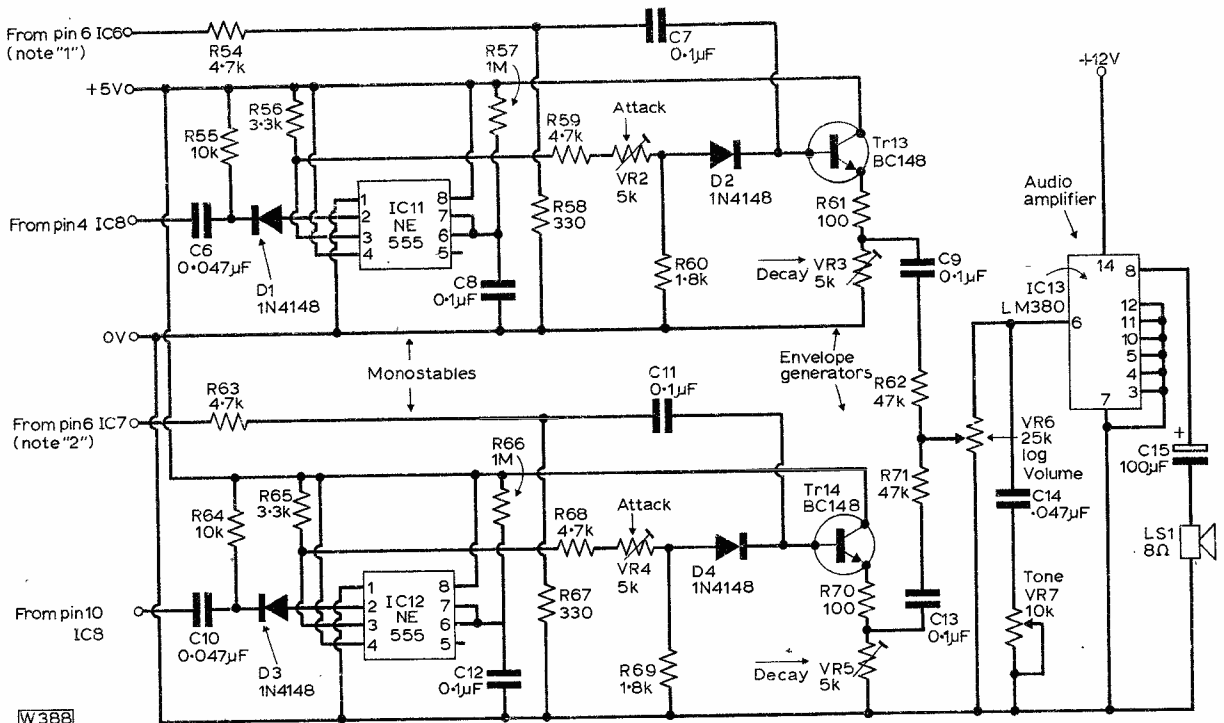
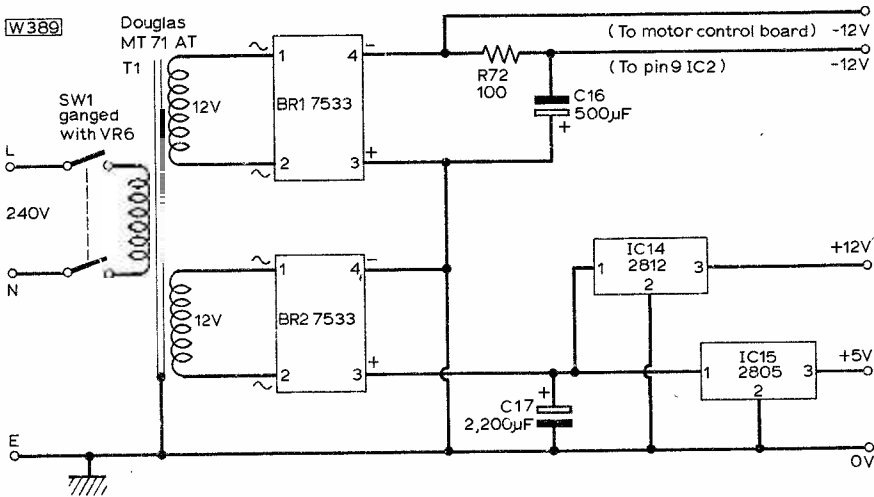


Fig. 11: The circuit for the remainder of the audio section which provides the envelope shape for each note and sufficient amplification to drive a loud speaker.

Fig. 12: The arrangement of the power supply components. Note that BR1 and BR2 are dual-in-line packages, each capable of supplying 1A. All the components of Figs. 10, 11 and 12 (except the transformer, switch, loud speaker and volume controls) are on the main PCB.

W388

W389



R45 before entering the latches of IC9. Note that the strobe line for this note is coupled through R46 to C3. This circuit, in conjunction with the Schmitt Trigger (IC8a) protects the strobe from contact bounce (otherwise notes might sound twice) whilst IC8b serves to invert the strobe so that it will trigger the monostable which feeds the envelope generator. Similar circuitry conditions the signals for Note 2 through the latches of IC10.

Note the presence of capacitors C2 and C4 across the power rails—these are present to prevent high frequency noise and spurious switching transients affecting the logic.

Consider now the components of Fig. 11. IC11 is the monostable for Note 1. Only the leading edge of the strobe has any effect on it and the output pulse duration from pin 3 has its duration set by R57 and C8. This period is critical to obtain the right rate of attack and decay. The pulse is used

to control the operating point of emitter follower Tr13 which has an attenuated level of the note (from IC6) capacitively coupled to its base. The level of this a.c. signal is less than the 600mV required for it to appear at the emitter but when the trigger pulse from the monostable is applied the DC working point is shifted upwards but at a speed set by the time constant of R59, VR2 and C7. This permits the AC signal to appear at the emitter. Although the monostable pulse falls back to zero very quickly D2 prevents a rapid discharge of the DC level on C7. This will gradually leak away as base current into Tr13 and this in turn will be controlled by the emitter load. Thus large values of VR3 will extend the time this takes—giving rise to the decay control period. Provided VR3 is not reduced to below 1,000 ohms there will be no significant effect on the signal amplitude. It should be remembered, however, that if VR3 is reduced to zero it effectively shorts the

signal path to ground therefore it is important that when you start testing the instrument you should set VR3 (and VR5—for Note 2) to mid positions.

The two notes are mixed by C9, C13 and R62 and R71 before being applied to the audio stage (IC13).

The power supply stage is shown in Fig. 12. In order to keep it as small as possible on the main board sub-miniature DIL bridge rectifiers are used and IC voltage regulators for the +12 and +5V supplies. An unregulated -12V supply is used for the tone generator and as the current required for that is very small there is ample supply available from BR1 to drive the motor control board. Because we are running the +5V rail from an unregulated source in excess of 12V there will be a considerable amount of power dissipation from IC15 hence the heatsink.

Motor control

We had great difficulty in locating a suitable low-priced motor for this unit and eventually, had to settle on a rather expensive model maker's motor which is manufactured in Germany but available in this country at some of the better model shops. It is the Ripmax "Mini-Pile" type EM 136P and its advantage is that it has a four-stage epicyclic reduction drive and an exceedingly high torque at low speeds. Unfortunately even with the four-stage reduction gearing it still does not run at a low enough speed for our application. We need a shaft rotation ranging from 15 seconds to 1 minute per revolution (depending on the type of tune); we also need to have a variable speed. By adding a bit of

extra circuitry it is possible to get this speed reduction and make it variable at the same time. The technique adopted is that of pulsing the motor at a rate of about 10 pulses per second. By making the pulses long or short we can obtain a wide range of speed control and we do not suffer unduly from lack of torque because of the high mechanical gear ratio.

The motor will be subject to speed variation depending whether it is on or off load and rotation will be in short, jerky steps. Neither of these has proved to be a problem in this application.

The pulsing circuitry is shown in Fig. 13. Note that the -12V rail is common because we are using the available rectified output from B1; because of this it is important that you do not ground this common rail to chassis. A simple series stabiliser (Tr15) provides a nominal 6V rail and IC16 generates short pulses having a frequency of about 10Hz. These drive IC17 connected as a monostable and VR8 is used to control the width of the output pulse. These pulses are then applied to the motor via the cascaded emitter followers Tr16 and Tr17.

This circuit has been specially designed to match the specified motor and there is no guarantee that it will work with other types.

Cabinet details

Fig. 14 shows that the prototype cabinet is basically four sides (each with a ledge onto which the base plate is screwed), a removable bottom (for easy servicing) and a split lid.

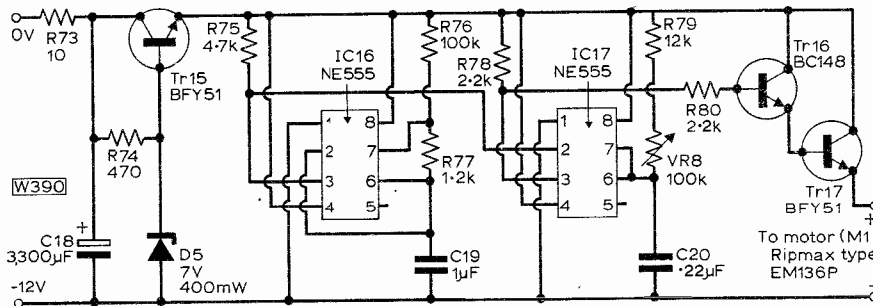
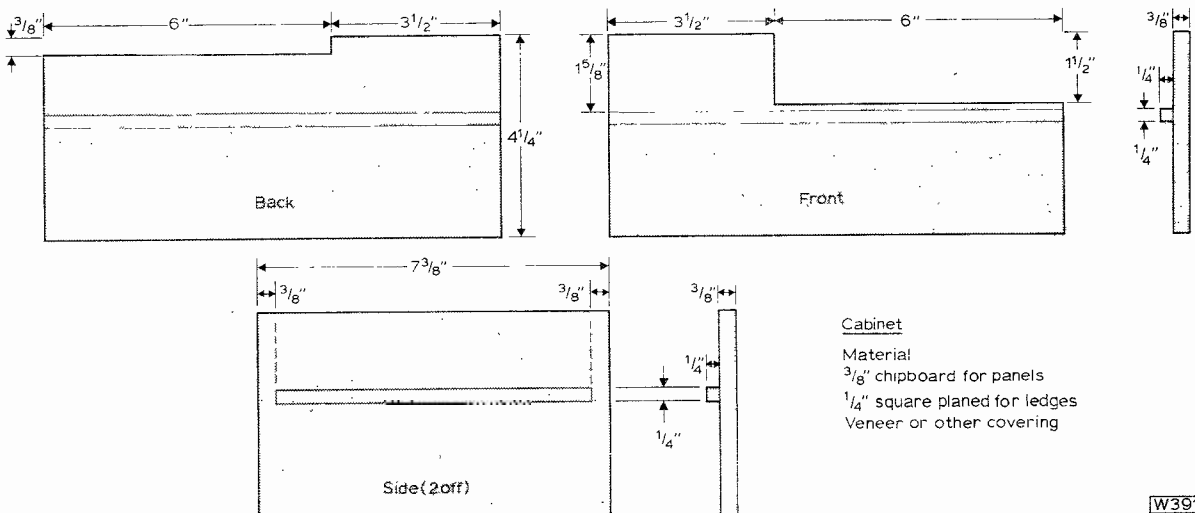


Fig. 13. The circuit of the motor speed control board. Note that this design is for the motor specified. The use of other motors may require considerable changes or even a different system.

Fig. 14. The basic dimensions of the cabinet used by the author. Three holes are required in the front panel to suit the positioning of the variable controls.



W391

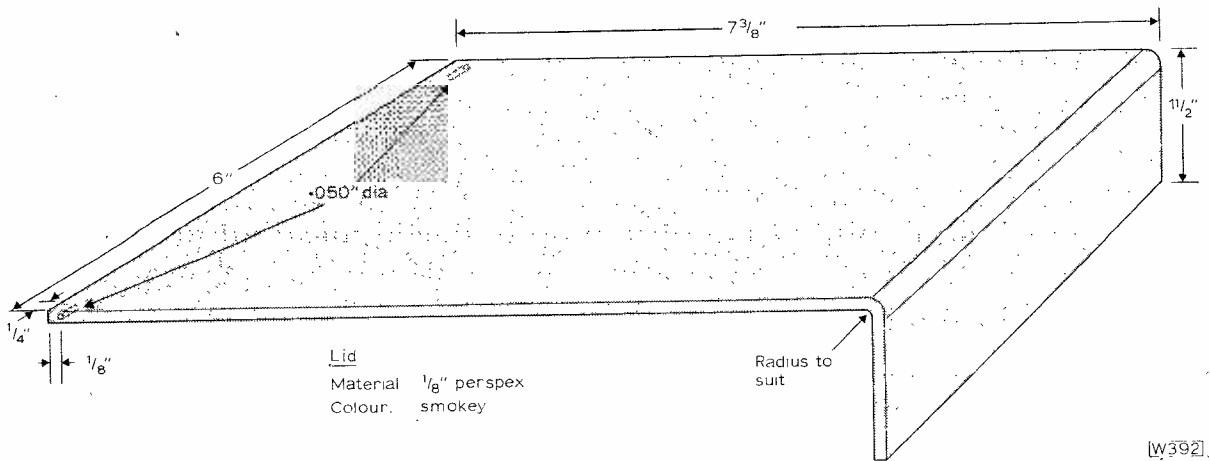


Fig. 15. The shade and dimensions of the lid used on the prototype of a "Acoustimate" lid is fabricated care must be taken in making the hole and in drilling the holes. Errors in either will result in a poor fit. Ensure that the pivot pins are loose in the holes.

Fig. 16. A sturdy support for a 5in elliptical speaker. A large cut-out would be used instead of the 5 small holes.

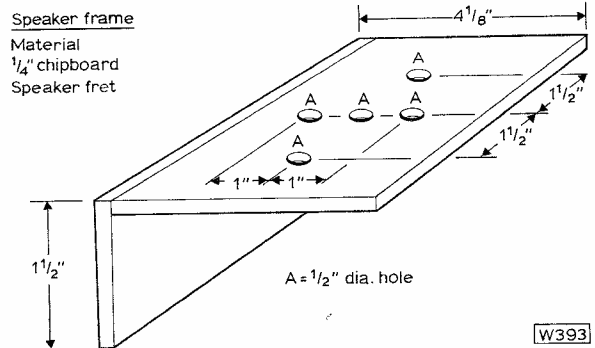
One section of the lid is made from smokey perspex which has been bent to form a right angle and then has had two holes drilled near the rear of the longer section to take the pivot pins. These pins, although free to rotate in the perspex, are stuck with epoxy resin into small slots cut into the back of the cabinet. Panel pins with the head removed make very good pivots. The lid from Visijar will be ready bent and drilled. Details are given as Fig. 15.

The other section is made by the speaker and its enclosure. The speaker is fixed to a right angle wooden support (see Fig. 16) and the face is covered by speaker grill material. The type of material will depend on the use to which the player will be put. For example, if a young child will be allowed to use it then stout plastic would be used whereas if it is a present to a discerning adult then a more exotic covering would be called for. The frame can either be a tight fit in the cabinet or small chrome wood screws can be used. The drawing doesn't show a ledge for the screws.

Unless your woodworking is exceptionally good it is worthwhile trying the base plate in the cabinet before the additional items are assembled onto it. Any adjustments required are easier to make at this stage. Similarly, try the speaker frame before the speaker is fixed to it.

Assembling into the cabinet

At this stage all the major items should be assembled to the base plate except for the controls bracket. Feed the cableform from the contact comb through the grommet, cut the free ends to length and solder to the correct board pins. If the individual wires have been identified earlier make certain the identification is transferred before the wires are cut to size. If the leads aren't identified they will need some form of "buzzing out" to ensure correct connection, don't rely on following the lead through the cableform by eye.



The leads for the speaker are fed through the small hole and connected. No grommet is used here since the leads will not be subjected to movement and should not suffer wear.

The mains lead is connected via the switch on VR6. The earth wire is connected to the metalwork by a solder tag under one of the transformer fixing screws. Some form of cable retainer should be used inside the cabinet to prevent strain on the soldered joints.

The inter-unit wiring connections are made and the base plate put into the cabinet from the top and screwed down.

The unit is now ready for a trial.


Cutting a disc

Before a tune can be played a disc has to be programmed and before attempting to cut a disc the following features of the coding system used should be read carefully.

When an uncut disc rotates under the pick-up wires strobe signals for both notes 1 and 2 are generated every time a note position goes past the pick-up comb. Even though we get a strobe we will not, however, get a note because the code will be all zeros (none of the contacts have been cut). This is very convenient because if a long blank period is needed it is not necessary to cut any contacts at all.

If a note is programmed and it needs to be extended over two or more strobos (such as a minim or a long decaying sustain at the end of a piece of music) the necessary number of strobos after the one which initiated the note must be cut—it is not

	Notes Req.		Strobe		Notes								Octave	
	1	2	1	2	1				2				1	2
			L	K	8	4	2	1	8	4	2	1	B	A
		Track Contact ↓												
	C #	0						x					x	
	D	1						x					x	
	D #	2						x	x				x	
	E	3						x					x	
	F	4						x					x	
	F #	5						x	x				x	
	G	6						x	x	x			x	
	G #	7						x					x	
	A	8						x					x	
	A #	9						x	x				x	
	B	10						x	x	x			x	
	C	11						x					x	
	C #	12						x						
	D	13						x						
	D #	14						x	x					
	E	15						x						
	F	16						x						
	F #	17						x	x					
	G	18						x	x	x				
	G #	19						x						
	A	20						x						
	A #	21						x	x					
	B	22						x	x	x				
	C	23						x	x					
	C #	24											x	
	D	25											x	
	D #	26											x	
	E	27											x	
	F	28											x	
	F #	29											x	
	G	30											x	
	G #	31											x	
	A	32											x	
	A #	33											x	
	B	34											x	
	C	35											x	
	C #	36											x	
	D	37											x	
	D #	38											x	
	E	39											x	
	F	40											x	
	F #	41											x	
	G	42											x	
	G #	43											x	
	A	44											x	
	A #	45											x	
	B	46											x	
	C	47											x	



Note 1

Note 2

Lower Octave

Upper Octave

Lower Octave

Upper Octave

necessary to repeat the coding of the note because its data will be held in the input latches until a new strobe signal comes along. If you wish to sound the same note twice you must, of course, leave the strobe uncut and insert the correct code for the note every time you want it to sound.

If you programme a note in a position where you do not need a note, all you need do is cut the strobe

Fig. 17. The cutting pattern required to produce each note available. An "X" in a column denotes a cut is needed.

contact and the wrongly programmed note will not sound—the preceding note will, however, continue to decay during this period. To truncate the previous note in this period leave the strobe uncut but cut the binary coding contacts so that the code exceeds

Notes Req.		Strobe		Notes								Octave	
1	2	1	2	1				2				1	2
		L	K	J	I	H	G	F	E	D	C	B	A
C	F	0		x	x				x		x	x	x
tD	"	1	x			x							
C	A	2		x	x			x			x	x	x
A	F	3		x			x		x		x	x	x
"	"	4	x	x									
"	"	5	x	x									
C	F	6		x	x				x		x	x	x
tD	"	7	x			x							
C	A	8		x	x			x			x	x	x
A	F	9		x			x		x		x	x	x
"	"	10	x	x									
"	"	11	x	x									
tG	E	12		x	x	x		x					x
"	G	13	x					x	x	x			x
tG	C	14		x	x	x		x	x				x
tE	E	15		x				x	x				x
"	G	16	x					x	x	x			x
"	C	17	x					x	x				x
tF	A	18		x		x		x			x		x
"	C	19	x					x	x				x
tF	A	20		x		x		x			x		x
C	F	21		x	x			x			x	x	x
"	A	22	x					x			x		x
"	F	23	x					x			x		x
tD	F	24				x		x			x		x
"	A #	25	x					x			x		x
tD	F	26				x		x			x		x
tF	D	27		x		x		x			x		x
tE	A #	28		x				x			x		x
tD	F	29				x		x			x		x
C	F	30		x	x			x			x	x	x
tD	"	31	x			x							
C	A	32		x	x			x			x	x	x
A	F	33		x			x		x		x	x	x
"	"	34	x	x									
"	"	35	x	x									
tD	F	36				x		x			x		x

Notes Req.		Strobe		Notes								Octave	
1	2	1	2	1				2				1	2
		L	K	J	I	H	G	F	E	D	C	B	A
"	A #	37	x								x		x
tD	F	38				x				x	x		x
tD	D	39				x		x			x		x
tE	A #	40				x				x	x		x
tD	F	41				x				x		x	x
C	F	42		x	x					x		x	x
tD	"	43		x				x					
C	A	44		x	x					x		x	x
A	F	45		x				x		x		x	x
"	"	46	x	x									
"	"	47	x	x									
tG	E	48				x	x	x			x		x
"	G	49	x								x	x	x
tG	A #	50				x	x	x		x		x	x
tA #	E	51				x				x			x
tG	A #	52				x	x	x		x			x
tE	G	53				x				x	x	x	x
tF	A	54				x				x			x
"	C	55	x							x	x		x
"	A	56	x							x			x
tA	F	57				x			x		x		x
"	C	58	x							x	x		x
"	A	59	x							x			x
tF	A	60				x			x				x
C	F	61				x	x			x			x
A	F	62				x			x				x
C	E	63				x	x			x			x
A #	G	64				x				x	x		x
G	E	65				x	x	x		x			x
F	F	66				x				x			x
A	"	67				x			x				x
C	A	68				x	x			x			x
tF	A	69				x			x				x
"	"	70	x	x									
"	"	71	x	x									
"	"	72	x	x									
"	"	73	x	x									

Fig. 18. The cutting pattern for the carol "Silent Night".

1100 (reference to the table of binary codes for each note will show that codes 1101, 1110 and 1111 do not play notes).

If a mistake is made in cutting a contact it is possible to repair the mistake with a thin wire and a very small solder connection. However, this method of correction should be avoided whenever possible since the solder could deflect the contact wire when the disc is rotating.

For those who want to put their own tunes on discs Fig. 17 gives the full cutting details for chromatic scales, for each note in turn, running over the complete two octave range. For those wishing to make a second disc before designing tunes we include the full cutting details for a christmas carol "Silent Night" as Fig. 18.

Adjustment

Having cut a disc the electronics can be tested and the variable controls set.

Before the player can produce a note the pick-up comb must be set. The fixing screws holding the comb to the arm should be slackened off but don't have them too loose or the comb will probably move before they can be tightened again. The slots in the comb assembly and the arm should allow the wire contacts to be positioned exactly in the centre of each pad and also allow the line of contact points to be exactly on a radius. The correct position will be obvious both to the eye and by the fact that the correct sequence of notes is generated.

Having set the contacts, switch on the unit and play the tune. Adjust the present controls for attack and decay for each note until they sound similar.

Finally, by using VR1, adjust the pitch of the instrument to suit your particular requirement. PW

HOTLINES

ON RECENT DEVELOPMENTS

LIGHT LOCK

Electronics in motor cars has long been a favourite subject. The usual problem is that motor manufacturers have to produce to a price and so are not keen to pay very much for electronic 'extras'. One of the newest applications involves light emitting diodes (LEDs). The plan is to include LEDs which will be moulded into a plastic lens. This is mounted in such a fashion as to throw a circle of light around the key locks on the doors whenever the car door handles are raised. The electronics which backs up the LEDs will turn out the light automatically after a lapse of about half a minute or if the ignition is switched on.

HOME GAME

With the increase in popularity of TV games it just had to come. A German television receiver manufacturer is currently building sets with built-in games. These 26-inch colour receivers will offer half a dozen 'ball' type games such as tennis, soccer, hockey etc. but in addition there is an external electronic rifle which goes with the set! This allows additional games like "pigeon shooting", "combat" and "foxhunt" etc to be played. It is interesting that the manufacturers are quoted as saying that the models with games cost only the sterling equivalent of £50 more than their ordinary 26-inch colour receiver. Gunner get one?

SPEEDY LASER

One of your scribes most impressive memories was to stand at a Physics Exhibition at Alexandra Palace, and to watch a great screed of paper stream out from an electronic printer. It was really something and the sight of it caused quite a stir at the time.

I wonder what the new printer I've just heard about would be like to watch. This one uses a moving laser beam. The beam generates all the characters to be printed and these are made visible on plain paper by the use of electrographic means. The machine is claimed to be up to ten

times faster than conventional so called "high-speed" printers—it can produce some 70,000 (seventy thousand) characters every second. Put the other way; to generate one character takes only one seventy thousandth of a second. Wonder what it could do if it were taught shorthand?

SMILE PLEASE!

I was intrigued to hear from an American colleague that the police have found yet another task for the ubiquitous computer. This time its task is that of an electronic "mug shot" book. A leading American university has been given a large sum of money to develop the system. Basically the wanted person's description is fed into a computer to enable it to visualize that person. Once its got a picture firmly into its electronic brain, it will run through all the other electronic "photographs" it has in its memory, and will match any which correspond closely to the wanted image. Just think, you could be exactly the same as Bridget Bardot except for a couple of points.

THE END OF MORSE?

Not long ago I commented on the U.S. military, firing television cameras in artillery shells. Apparently this still isn't enough to give them the picture. Electronics is ever increasing on the mock battlefield. The latest is a tiny hand-held terminal which gives alpha-numeric (letters and figures) on a small screen. And what an ingenious device it is, too. It measures barely $8\frac{1}{2}$ x 6 inches and it has no buttons to press as does a calculator. At the bottom are some "select mode" areas. By just touching the surface of these a pattern is generated on the $4\frac{1}{2}$ x 3 inch display. If it is desired to send a message, then the alphabet plus digits 0-9 are called up. Directly beneath these images are some special thin switches. To the user, there is no real switch action. To enter/transmit data, one merely touches the area directly over the character required and it's done. The entry device is called a membrane switch and con-

sists of a tiny sandwich of three layers. Attached to the outer layers are copper wires barely five thousandths of an inch thick. These make contact through minute holes in the plastic insulating layer. Three LED modules are employed to make up the display area each containing some 4,698 diodes. Diagrams and maps can easily be displayed so a map of the battle area could be sent to commanders in the field and this could be updated as things changed. Perhaps it might be an idea for the January sales; shoppers could be updated with urgent information on the bargains battlefield.

I hear that a system of visually activated switches is being tested out in an avionics application. A pilot with an infra red source mounted in his helmet can activate switches by directing the beam at them. No more news to date since this is a military application, but the mind boggles. Imagine; if the pilot looks round the cockpit to make sure that everything's alright he could whip the landing wheels down, switch off all the lights and eject himself all in one go. Nasty!

MICRO CHARGER

Batteries in digital watches run down, as all batteries do eventually. But a Swiss company is doing something about it: no, not light cells! They have cunningly taken a step back to go forward. In ordinary self-winding watches, the self-winding mechanism performs its task as the wearer moves his wrist. The Swiss have incorporated a self winding movement into a digital watch. They've wound a small alternator coil onto the self-winder so that every time it moves it generates a voltage—which charges up the battery. If your watch batteries do happen to get low, just turn the bathroom taps on and off a few times in quick succession.




PRODUCTION LINES

bill tull

Encapsulated power

Although a good power supply is a 'Must' in a well designed piece of electronic equipment, it is often skimped and relegated in preference to more glamorous circuitry. To overcome this problem, a new range of high quality fully stabilised encapsulated power supplies have been introduced by Cliffpalm Ltd.

The range comprises the Delpack D12-250, the D15-200 and D5-1C. The former provides $\pm 12V$ output at 250mA per channel, has an RMS ripple and noise figure of $500\mu V$ and short circuit current of 150mA. The D15-200 gives $\pm 15V$ at 200mA with S/C current of 120mA and 1mV RMS ripple and Noise. Both of these units



are overload protected and have line/load regulation in the order of 0.01%. The third model in the range is the D5-1C which provides a 5V logic supply at up to 1A. The line/load regulation is claimed to be 0.02% and 0.05% respectively, with short circuit current of 800mA.

All three models are packaged into 64 x 89 x 32mm with five pins projecting for mains input and DC output suitable for PCB mounting. Priced at £23.60 + VAT each or £16.85 plus VAT for 100 off, they can be obtained from *Cliffpalm Ltd.*, (Dept. PW) 13 Hazelbury Crescent, Luton, Beds. LU1 1DF.

Liquid time


One of the drawbacks to Electronic Digital Clocks and watches is the cost of the continual replacement of batteries—which today are far from cheap. One way that life can be extended is by using a Liquid Crystal Display (LCD) instead of LED's. Power consumed by a large 12mm LCD is in the order of a few microwatts, and it is this type of display featured in a new digital clock kit by Pronto Electronic Systems.

Designated the 301, accuracy is claimed to be better than 2 minutes per year, and has the facility to display hours and minutes (12 hr. mode), seconds only, or the date. Either one of these three modes can be selected by one of three push

buttons mounted on the front panel.

The kit contains detailed assembly instructions, all components including a 32kHz crystal and CMOS chip, and a black moulded case with brushed aluminium fascia. Size is approximately 100x65x50mm. Cost for this kit is £29.95 inc. VAT & p&p or ready built for £32.95.

Readers may also be interested to know that Pronto have recently gained



a distribution franchise from Mostek UK Ltd. Although a full range of MOS devices can now be obtained from Pronto, they say that they will probably concentrate on the F8 microprocessor and the third generation Z80 microprocessor system.

Further information from *Pronto Electronic Systems, Ltd.*, 645/647 High Road, Seven Kings, Essex, IG3 8RA.

Wake up to stereo


Ever gone to sleep with the radio on, and woken to a flat battery? Well if this is the case, your troubles are over. Kramer and Co. have recently announced a mains clock radio with automatic alarm facility—the Real-tone E4.

This unusual looking newcomer is equipped with an AM/FM stereo radio and can be set to turn itself off after a set period of up to 59 minutes.

An alarm is also incorporated which can be used just by itself, or together with the radio to provide that added incentive to 'Rise and Shine'.

Clock display is a large green digital readout which can be used to show minutes and seconds or hours and minutes, while the intensity can be adjusted from very bright down to a dim glow.

Priced at £39.95 plus £1.00 p&p the E4 can be obtained from *Kramer and Co.* (Dept. PW), 9 October Place, Holders Hill Road, London, NW4.



THE LEICESTER SHOW



THE fifth National Amateur Radio Exhibition took place at Granby Halls, Leicester, in October last. This three-day event is really a series of trade stands at which visitors can buy the goods of their choice so 'exhibition' therefore always seems to be rather a misnomer. The show is put on by the Amateur Radio Retailers' Association and organised by Tom Darn G3FGY and Les Hellier G3TED, a retailer from Loughborough.

In this report, there isn't space to mention all the stands, or all the items which took our eye, but a few brief details may whet your appetite for next year's show, which is to take place at the same venue on 27th, 28th and 29th October.

Stephens-James Ltd showed a new range of equipment including their MkII ATU for SWL's. This covers 500kHz to 30MHz and should be available now. **Waters and Stanton Electronics** had the Fukuyama 'Multi-U 11' and 'Multi-11' FM mobile transceivers for 70cm and 2m respectively. They were also showing the FDK 'Multi-2700' 2m transceiver, retailing at about £450.

QM70 Electronics exhibited their 'Cobra' unit which is designed to be used in conjunction with a 2m FM transceiver to access the 70cm band repeaters as well as in the simplex mode. This is priced at £86.

The **RSGB** was taking orders for Volume 1 of their new handbook and Volume 2 will be available shortly. **Doram Electronics** showed a kit for a CMOS morse key, a design which appeared in the RSGB magazine Radio Communication. They also had a kit for a TV cross-hatch generator which included an 8-step grey-scale facility.

Moving on now to one of the big names in the business, **SMC (South Midlands Communications)**,

showed a fair proportion of their extensive range from lowly 5-core cable to an impressive, new, complete 2m station designated the FT221R. It combines USB, LSB, AM, FM and CW and offers the user a choice of phase-locked VFO or 44 crystal channels, simplex or repeater, and either mains or battery operation. The firm further claim that the FT221R is the only model which gives full 4MHz coverage (UK and US) and optional auxiliary shift for repeaters.

Other models on show by SMC included the new FT301 range, which are fully solid state transceivers working in the range 10 to 160m in 500kHz segments. Audio output is 3W to the internal

speaker, while power can be from either mains or 12V battery. The FRG7 general coverage receiver was also on show, as was the FT301D and FT301S transceivers. Output from these two models is 200W and 10W respectively.

Moving on a little further now we find the Digital 11 which gives 5kHz step coverage across 2m and has a selectable 10 or 1W output for simplex or duplex operation. Readout is digital, and takes the form of six 7-segment LED's. Finally, completing the SMC display, was a new range of Ampere and KLM solid state linears with outputs in the range 10W to 160W, and the Multi-U11 transceiver which is claimed by SMC to "add a new dimension" to 70cm FM.

Lowe Electronics attracted interest with items such as the Trio TS-820 transceiver, a unit crammed with electronics and which can be supplied with digital read-out. Bargain items at the show included a 0-24V 500mA power supply unit from **Bamber Electronics** at £7 and another PSU, giving 13V and 4.5V from **M and B Radio** at £1.50. **Eley Electronics** had computer keyboards, at £6.50, which could be altered to suit many projects by changing just four connections. **Western Electronics** had a 10m to 2m transverter at about £140 and a 10m to 70cm transverter at around £160. These units match Yaesu equipment in appearance but are made in the UK. Also exhibited was the 'Penetrator DX33' beam aerial for 10m, 15m and 20m operation. Another interesting item on this stand was the Westover tilt-over aerial tower which is available to a number of specifications. The PM-2000 peak reading wattmeter was also shown; this covers 3.5MHz to 30MHz and has four ranges, 200W, 500W, 1kW and 2kW. Pw

PART 7

M. J. HUGHES M. A., C. Eng. MIERE

ALTERNATIVE KEYBOARD

Since the initial design of the Video-Writer there has been a change in the availability of keyboards. The one most easily obtainable at the present time is the 56-station unit available from Electronic Brokers under the type number KB6. This unit has slightly different electronic output signals which need modifying before being applied to the Video-Writer. The differences are that the Strobe output occurs at the wrong time period, there is no parity bit and the drive capability is only sufficient for one TTL load.

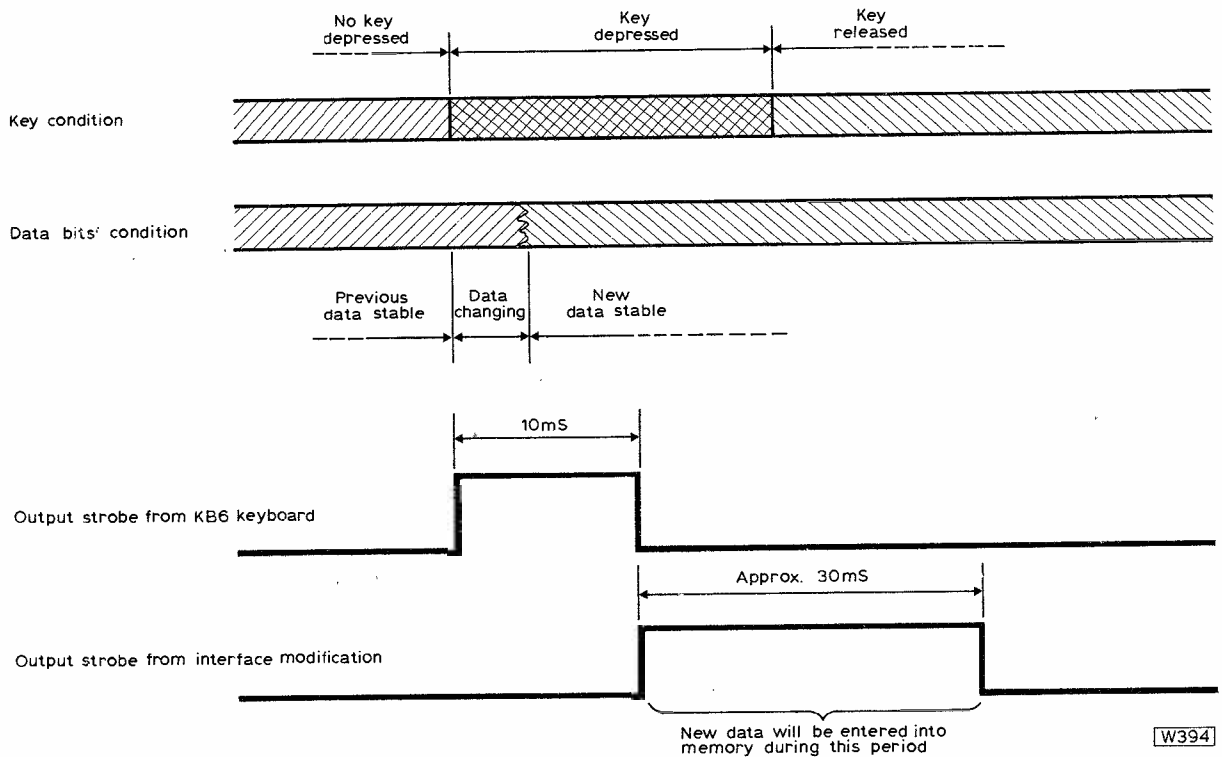
SIGNAL CONVERSION

Although the strobe would appear to present a problem the solution is relatively simple. The KB6

strobe goes high (to the logic level "1") as soon as the key is depressed and then falls to "0" of its own accord approximately 10mS after the key depression (irrespective of whether the key is released or held continuously). The Video-Writer needs a strobe which rises to logic level "1" a few milliseconds AFTER the key is depressed and the strobe must stay at this level for at least 20mS before reverting to "0". Fig. 31 shows the output available from the KB6 compared with the signal we actually need.

To get our required signal we use the falling edge of the KB6's strobe to trigger a 555 timer integrated circuit set to give a 30mS positive going pulse which matches the input requirements of the Video-Writer perfectly. The circuit is shown in Fig. 32.

Fig. 31. Time relationship between the key action, the data stabilisation, the keyboard strobe and the strobe after the interface board delay.



W394

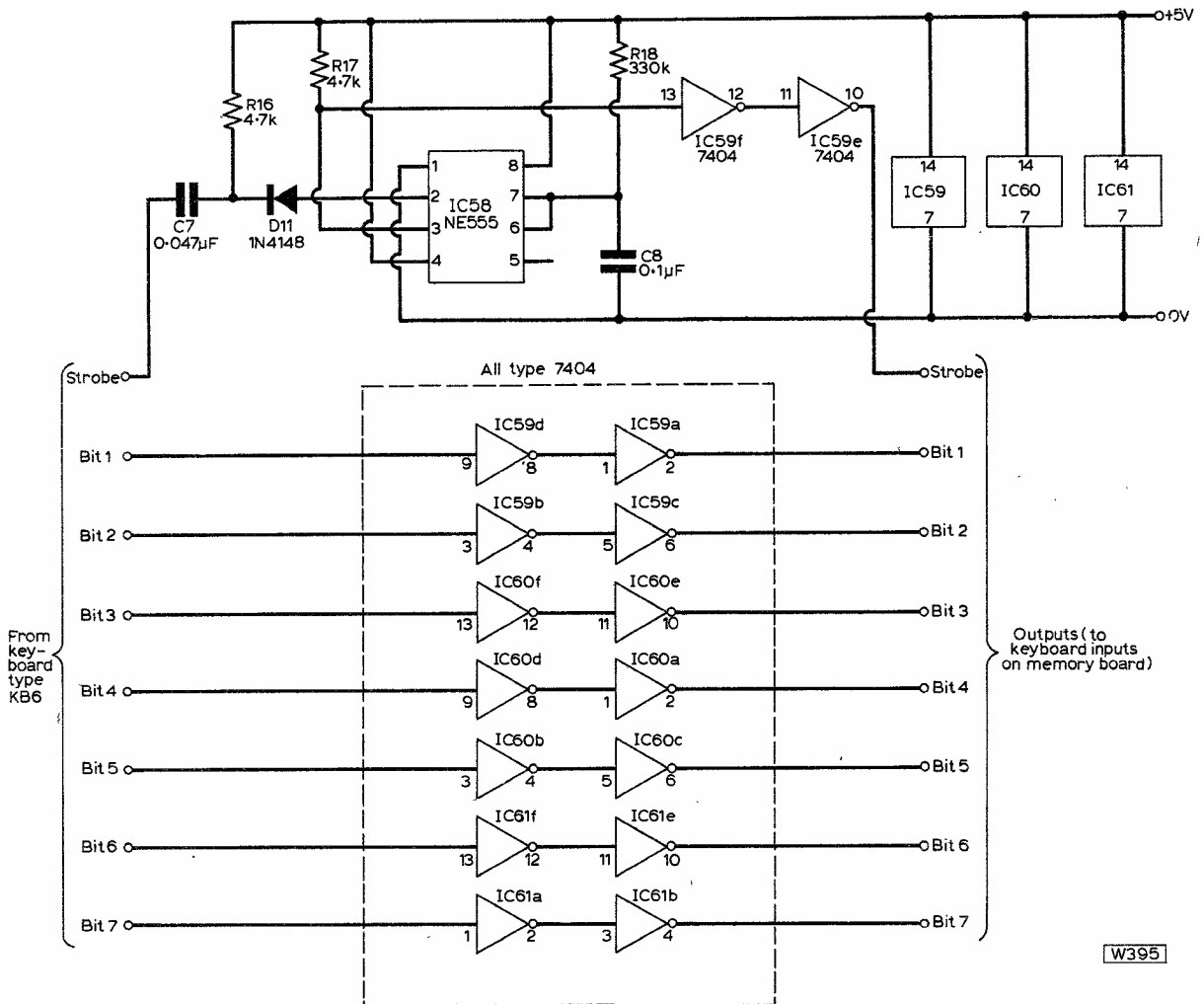


Fig. 32. The schematic diagram of the interface board to match the KB6 keyboard to the Video-Writer.

accommodated anywhere within the existing cabinet and can draw its power from the existing 5V supply.

The absence of a parity bit is of no consequence since the Video-Writer circuit doesn't need it.

Output buffers are used in each line to overcome the low output capability of the keyboard. ICs 59, 60 and 61 perform these functions, including re-inversion to maintain the correct logic levels. This circuit is shown on Fig. 32.

The layout of a simple PCB for these signal conversions is given as Fig. 33. The component positions are shown on Fig. 34. This extra board can be

KEY ACTION DIFFERENCES

There are a few other minor differences in the key actions and, although they are of no real significance, they are given for completeness.

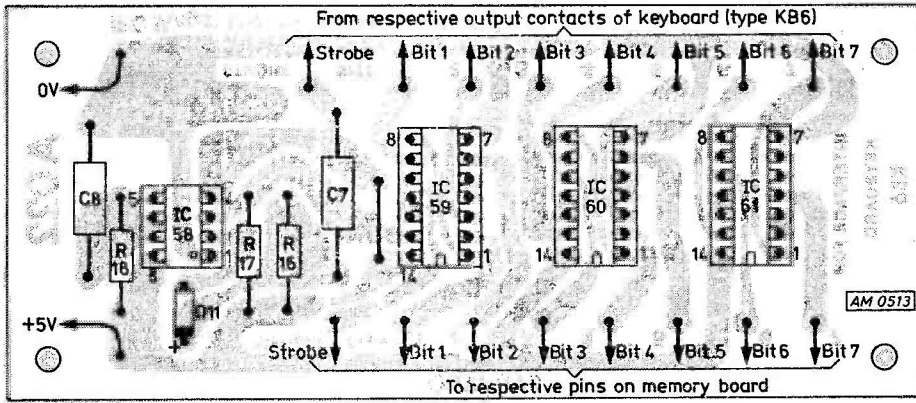
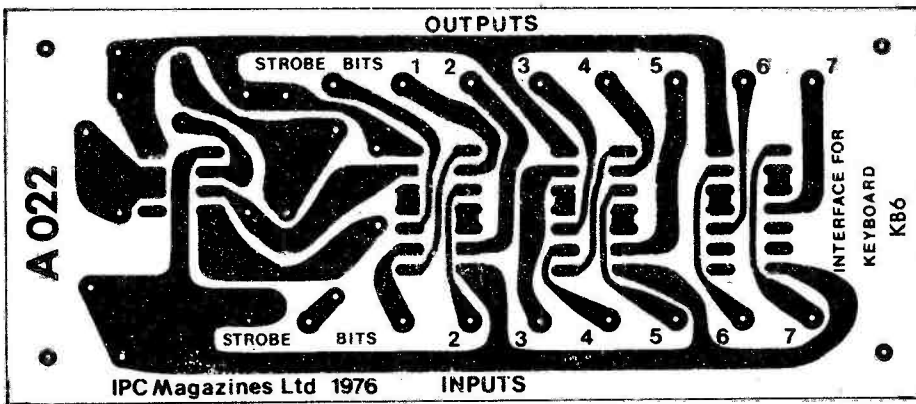
For example it is not necessary to press the character shift key to get the upper case letters (this is soon sorted out when using the final equipment). The "TAB" control key is shared with the key for upper case "I" and, since we need the TAB signal for our "Forward/Reverse" control, it is necessary to press "Shift" and "I" to change direction of typing for correction purposes. There is no "Backspace" key and it will be recalled that this signal is used as a non-writing "Cursor Step". Although there is no key marked as such the necessary code is obtained by pressing "Control" and "H". Provided that the Control key is held down repeated pressing of "H" will step the cursor over existing characters without erasing them.

The only other difference which might take one by surprise is that the KB6 outputs are "latched". This means that when you have pressed a key the data is held on the output even when the key is released and only changes when a new key is pressed.

★ components list

R16	4.7k 10% 1W
R17	4.7k 10% 1W
R18	330k 10% 1W
C7	0.047µF (Polyester)
C8	0.1µF (Polyester)
D11	1N4148
IC58	NE555
IC59	7404
IC60	7404
IC61	7404

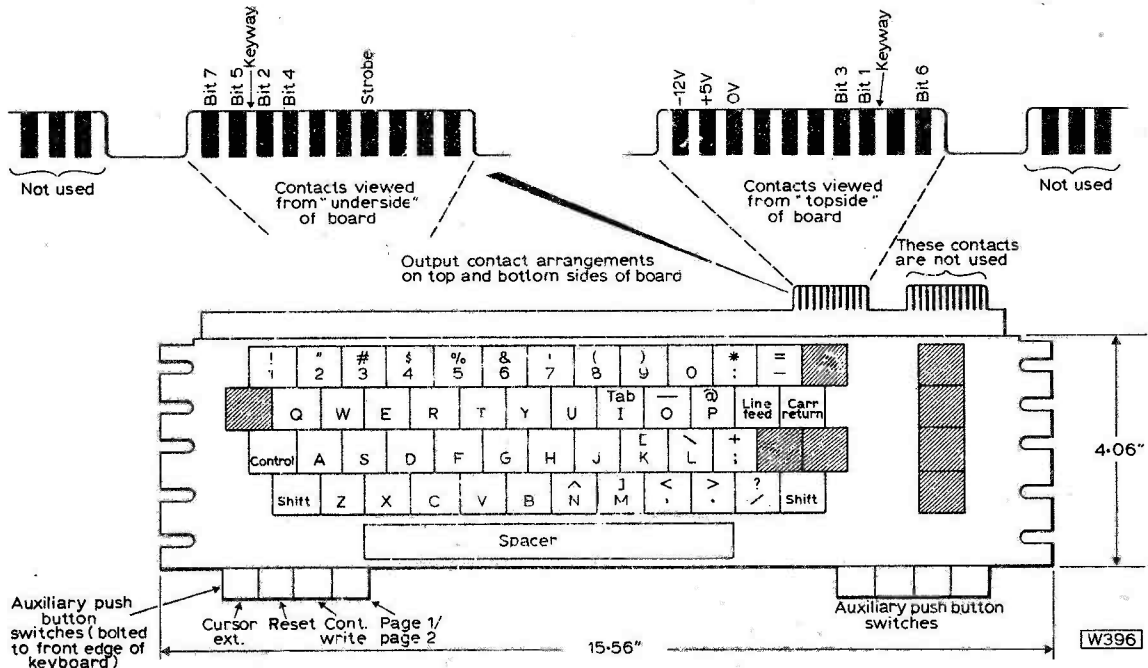
Printed circuit board, Circuit board pins.



This does not affect the normal use of the machine and is only noticeable if "Continuous Write" is depressed. In many respects this is a useful difference because when it is necessary to erase the screen the spacer bar has to be depressed to set up the "Space" code which is then latched on the output and the Continuous Write button can then be depressed irrespective of whether the spacer bar is held down or not.

Figs. 33 and 34: The wiring pattern of the interface board, drawn full size, and the component overlay showing component positions and orientations.

Fig. 35: The layout of the KB6 keyboard. The shaded keys are not used. To obtain the "upper character" on a shaded key the "shift" control must be depressed. To obtain "Cursor Step" the "Control" key must be depressed with "H".

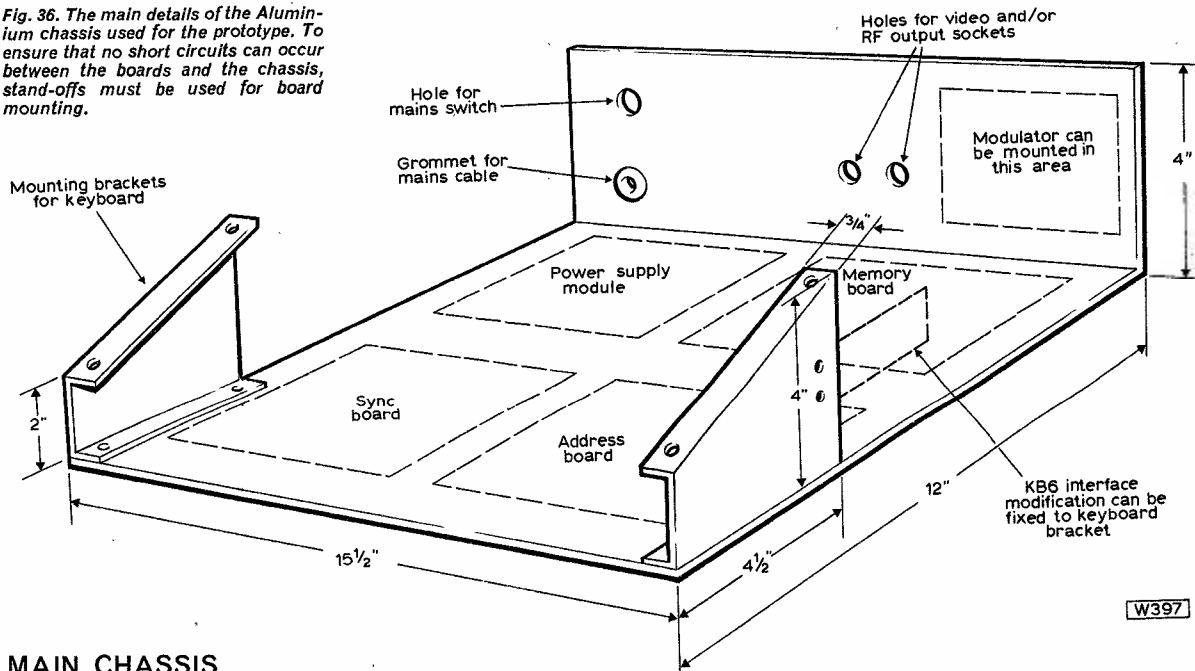


There are a number of "Direct Function" keys on the KB6 which do not occur on the original. Most of these are separated from the main part of the keyboard and could be used for extra functions by those who wish to modify the Video-Writer for special purposes.

CONNECTIONS TO KEYBOARD

There are two sets of output contacts from the KB6 keyboard. We only make use of the left hand set (when viewing the keyboard from the top front). Note that there are contacts on BOTH sides of the keyboard pcb and ideally you should use a double-sided edge connector to make contact with them. It might be difficult to get such a connector and we suggest that you make soldered connections with flying leads. This, however, must be done with great care because there is an MOS integrated circuit in the keyboard and you must ensure that your soldering iron is well earthed and take all other necessary steps to prevent static electricity. Ideally the conductive foam pad should be left over the connections of the IC until after this operation. Fig. 35 shows the connections that have to be made to the keyboard pcb.

Fig. 36. The main details of the Aluminium chassis used for the prototype. To ensure that no short circuits can occur between the boards and the chassis, stand-offs must be used for board mounting.



MAIN CHASSIS

It only remains to make the final chassis and to assemble the Power Supply module, the three major boards, the keyboard interface board just described and the keyboard itself on it. Fig. 36 shows the chassis details as used for the prototype.

The case of the prototype was made from plywood so that it dropped over the metal chassis and was held in place by four screws. Some care is needed in setting the angle of the sloping front and in cutting the aperture for the keyboard to ensure that none of the keys catch on the wooden surround.

The interboard wiring is shown in Fig. 37 and although most of the wiring could be connected with the boards off the chassis a neater end result will be obtained if the separate parts are assembled on to the chassis first. However it will be easier if

the keyboard is left off until most of the wiring has been completed.

The boards should all be "stood off" the chassis with spacers and care should be taken to make sure that no part of the pcb wiring is allowed to short to ground through the screws. The only connections to the chassis are the mains earth, common ground (0V rail) at the power supply, and the video output screen or the modulator chassis (if you are using one of the recommended modulators).

Three flying leads are taken from the Address Register board to connect, eventually, with the Forward/Reverse LEDs which should be mounted on the keyboard panel. Likewise make sure that you do not forget flying leads to the auxiliary push buttons; these are "Reset", "Cursor Extinguish", "Continuous Write" and "Page 1/Page 2". A common ground has to be taken to each of these switches and this can be picked off any of the 0V pins on any of the boards.

To share the load of the 5V rail we suggest that you run the Sync Generator and Address Register board in parallel from one of the regulators and the Memory, Keyboard, and interface modification from the other. If you are using the Crofton Modu-

later you can make use of the -12V rail as a power source but if you intend to use the *Practical Wireless* modulator, to be published in March, this has its own internal power supply and only needs a mains input. If you use the latter you must remember to common its ground to the rest of the circuitry.

SETTING-UP

If the Video-Writer is being used with a video monitor the output can be connected to the input of the monitor, provided the internal 75 ohm termination is switched in. If the Heathkit portable TV (modified to accept a video input as described in Part 1), is being used for the display the reference to the 75 ohm resistor doesn't apply, just connect

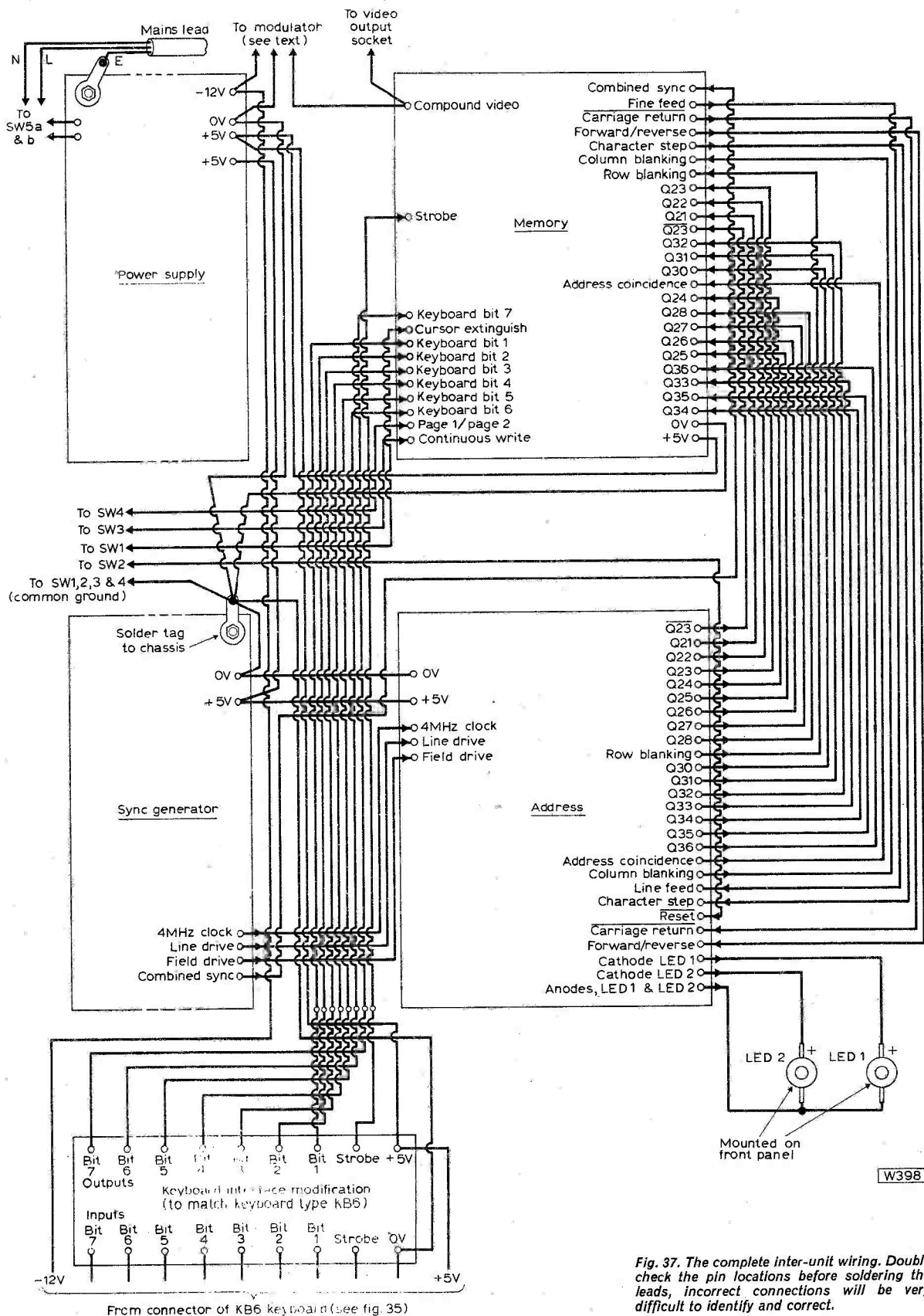


Fig. 37. The complete inter-unit wiring. Double check the pin locations before soldering the leads, incorrect connections will be very difficult to identify and correct.




NEW! For home constructor

FREE BLOB BOARD!

WORTH 30p

NOW STOCKED BY ALL GOOD COMPONENT STOCKISTS.



BLOB BOARDS

Circuit diagram to circuit board in minutes. Layout circuit plan on .1" graph paper. Select Blob Board, lay components out with leads on copper strip. Blob of solder onto lead and your circuit is complete. Blob Boards normally half price of competitive boards. Roller tinned to solder components directly. No drilling or mounting. Modifications in seconds. Blob Board is re-usable.

Blob Boards are circuit boards designed exclusively for the home constructor and prototype engineer and are normally half the price of competitive boards. Blob Boards are roller tinned for ease of soldering, most require no cutting or breaking of contact rails. HALF PRICE AND RE-USABLE. That is NEW!

Blob Board .1" or .15" All approx. inch sizes	1 off	3 off	Dip Blob Boards	1 off	3 off
ZB1V 2.5 x 5	£0.30	£0.75	ZB11C 4.5. x 3	£0.36	£0.90
ZB2V 2.5 x 3.75	£0.23	£0.57	ZB21C 4.8. x 3.2	£0.40	£0.96
ZB3V 3.75 x 5	£0.46	£1.14	ZB41C 4.75 x 7.5	£0.85	£2.13
ZB4V 10 x 6	£1.51	£3.78	ZB81C 9.5 x 7.5	£1.70	£4.26
Discrete Blob Board	1 off	3 off	Sample pack: 1 off ZB1V + 1 off ZB8D + 1 off ZB21C normally £2.32 only	£2.00 + free Blob Board.	Many other sizes and patterns available add 30p post + 8% VAT to all orders.
ZB5D 3.6 x 2.4	£0.20	£0.51			
ZB6D 2.4. x 7.3	£0.42	£1.05			
ZB7D 4.9 x 7.3	£0.69	£1.75			
ZB8D 9 x 7.5	£1.62	£4.05			



S-DeC

Take an S-DeC, take a small stock of components. Plug components into S-DeC, no soldering, make a radio receiver, light operated switch, 3 stage amplifier. When circuit is made unplug components and use them again to make a morse practice oscillator, LC oscillator, binary counter and any other discrete circuitry. See Practical Wireless for new series of S-DeC projects. S-DeC + step by step instructions to build above projects and 3 more + which components to use + free control panel for mounting switches, lamps etc. + free Blob Board. S-DeC only £1.98 + 37p (VAT + post) send only £2.35.



T-DeC

If you are using IC's to build circuits use T-DeC for 1 chip circuits and U-DeC A for 2 chip circuits. Draw circuit on graph paper, plug IC into Adaptor and plug into DeC. No soldering, no bent leads, no wasted IC chip. Lines on DeC show contact rails, plug discrete components in. Cross overs, connections are made using different coloured leads. Circuit completed and working unplug components and use for next circuit. No soldering, no damage to components. Use your DeC and small stock of components over and over again. T-DeC send £4.30. U-DeC "A" send £4.60. Adaptor send £2.30.



DRILL·SAW GRIND·BURR BRUSH·POLISH

PB announce a precision British built drill for the home constructor. Works better than most bigger drills and can be used for fine detailed work. Drills through any circuit board, need to break copper strip simply grind it off.

9000 RPM Drill + 20 Assorted tools £11.20 (+VAT + post) Send £13.00.

9000 RPM Drill only £5.22 + post + VAT send £6.00.

Multi-purpose Drill stand £10.60 + Post + VAT send £12.00.

POT LUCK

Off cuts of fibre glass circuit board 5 sq. ft.	£1.50.
Double sided fibre glass p.c.b. 5 sq. ft.	£2.00.
Ferric chloride 5 litre mix	£2.00.
Negative developer 1 litre	£1.50.

Add £0.75p. to all above for Post + VAT.

PB Electronics Scotland Ltd.
57 High Street, Saffron Walden, Essex, CB10 1AA.
For leaflets and further information please send stamped addressed envelope.

Mr. Trader please exchange for 1 Blob Board Zb1V worth 30p
Trade enquiries please contact Banbridge, London.
Mr. John Evans Tel: 01-228 9227

30p

the Video-Writer output to the modification point. If a domestic television set is being used a modulator must be used with its output connected to the aerial socket of the receiver.

Apply power to the Video-Writer and, if you are operating at video level, you should immediately see patterning on the monitor. If using a modulator you will have to tune the television set until you see the patterning. It is unlikely that you will see any recognisable characters at first unless you are very lucky, because the internal clock frequency of the Video-Writer will probably need adjustment.

At switch on the Random Access Memory will have taken up an arbitrary state and will be giving a random selection of output codes for each of the character cell locations on the screen (i.e. a random selection of letters, figures and punctuation). You should set the slug of L1/L2 in a central position and then adjust C2 with a screwdriver until the moving pattern stabilises and locks into a steady picture which should be the random collection of characters referred to. You will note that the picture locks over quite a large range of adjustment of C2 but changes size.

You should aim to set C2 so that the line sync frequency is exactly 15.625kHz but you do not need test instruments to do this. You can either adjust C2 until you can see 31 complete characters along a row with the 32nd character just disappearing off the screen or turn the brightness of the television set up and look carefully for a faint "Hum Bar" moving up the screen. If you adjust the Video-Writer's clock until this hum bar is stationary you will know that you have a sufficiently accurate sync.

If it is difficult to obtain a fine enough adjustment with C2 you can revert to the core of L1 and L2.

The next test is to check that you have memory for two pages. Actuate the Page 1/Page 2 switch and the random characters should change to another set. Select page 1 and erase the memory by depressing the spacer bar (hold it down if you are using the original keyboard) and momentarily depress "Continuous Write". The screen should clear apart from the chequered cursor. Next check that "Cursor Extinguish" works. Carry out the erase test on page 2. The rest of the tests can be carried out on either page 1 or page 2.

Press "Carriage Return" on the keyboard and the cursor should jump from wherever it is to the extreme left hand end of the row. Next press "Reset" and the cursor should jump to the top left hand corner of the screen. Depress the Forward/Reverse button several times (this is the control labelled "TAB" on the keyboard) and watch the two LEDs, they should be illuminated alternately. End up with LED 1 illuminated as this means you are operating in the FORWARD mode. Now type all the characters in turn, using carriage return and line feed commands whenever necessary, and fill the screen with text to check all memory locations for that page. Remember that you must only expect to see the 63 characters and the space which were shown in the ROM format (see Fig. 4, Part 1), so if you depress a key which is marked as something outside this limitation you may get a character or control function you don't expect! When you are happy that you have the instrument under control in a forwards direction try it in reverse and make use of the Cursor Step button (marked "Backspace" on the original keyboard) to position the cursor for a correction. When in position you depress the cor-

rect key and whatever was on the screen in that position will be replaced with the new character.

Repeat the above tests on the second page.

If you get the wrong characters for the keys in question it is worth checking that the RAMs and the ROM are correctly inserted, e.g. no pins bent under. If these are correct then the most likely cause is mixed up data lines from the keyboard.

If a character comes up at two or more places at the same time the probable causes are short circuits between address lines or one or more dry joints on the board pins associated with the address lines. It is assumed that the boards were checked for solder bridges and dry joints when they were assembled.

If you get the random display on switch on but nothing else happens the chances are that you either have something wrong with the keyboard (make sure you have removed the conductive foam pad from under the MOS device on it) or you are not getting data and a strobe from it. First check that you have +5V, -12V and a good 0V connection to the keyboard and then check the data lines with a voltmeter. You should be able to read the binary code for any character if you make a measurement on each of the seven lines while the key is depressed. You can check the strobe signal with a sensitive voltmeter at the output point of the modification board. A depression of any key should give a minute flicker on the meter's needle.

Several working units have been built using the published printed circuits so if there are any problems they are almost certainly due to wrongly inserted or wrong value components, dry joints, missed connections (particularly stake throughs!), short circuits caused by solder bridging across adjacent connections, or small blobs of solder which may have fallen from the soldering iron, or board interconnections wrongly positioned.

It has been noticed that the character generator read only memory is very susceptible to electrostatic fields and this is demonstrated by bringing a finger close to it while the circuit is functioning. Some of the characters might change momentarily and, in the worst case, all the screen will "White Out" until the finger is removed. A demonstration model of the Video-Writer suffered very badly from this because a perspex cover was used. Fortunately the effect of stray fields does not leave any lasting damage but the fact ought to be mentioned so that the problem can be avoided. A metal cabinet should completely remove the problem but in practice the plywood cabinet of the prototype presented no problems.

This article will be concluded next month.

KINDLY NOTE!

VIDEO-WRITER, PART 5

Resistor R13 was omitted from the parts list although it appears on the board layout. Its value is 450Ω, 10%, 1/4W.

CHROMACHASE PART 1

The components list gives R13 as 100kΩ. The correct value should be 100Ω as shown on the circuit diagram.

TRANSFORMERS

ALL EX-STOCK—SAME DAY DESPATCH

NO HIDDEN EXTRAS

(Prices correct at 26th Oct. 1976)

Prices include VAT and P & P. EXCEPT WHERE CARRIAGE WILL BE ACCORDING TO WEIGHT & DISTANCE—BRS.

Electrosil, Resistors, Semiconductors, Multi-Meters

MAINS ISOLATING
Pri. 220/240V
Sec. 120/240V
Centre tap with screen

Ref. VA (Watts)	£
07*	20 4.57
149	60 6.68
150	100 7.65
151	200 11.95
152	250 14.47
153	350 17.14
154	500 19.73
155	750 27.25
156	1000 37.97
157	1500 43.33
158	2000 48.34
*159	3000 76.36

*159V or 240V Sec. only.

12 and or 24 Volt PRIMARY 220-240 VOLTS

Ref.	12v	24v	£
111	0.5	0.25	2.30
213	1.0	0.5	3.10
71	2	1	3.69
68	3	—	5.10
18	4	—	4.56
85	5	—	5.61
70	6	3	6.36
108	8	4	7.34
72	10	5	7.86
116	12	6	8.39
115	20	10	10.48
187	30	15	19.50
262	60	30	21.94

50 VOLT RANGE
Prim. 200-240V
Sec. 0.19-25.33-40-50V

Ref.	mA	£
102	0.5	4.07
103	1.0	5.27
104	2.0	7.17
105	3.0	8.77
106	4.0	11.26
107	6.0	17.29
118	8.0	18.67
119	10.0	22.04

C1000 MINI-MULTIMETER
DC-1000V AC-1000V, 1000Ω V
DCI-100mA, RES-150kΩ
BARGAIN AT £4.59

ANTEX SOLDERING IRONS
15W £3.57 19W £3.31 25W £2.99
SOLDERING IRON KIT £4.48
STAND FOR ABOVE £1.49

Range of Panel Meters

COMPONENT PACKS

- 200 Mixed value resistors (count by weight)
 - 150 Mixed value capacitors (count by weight)
 - 15 Assorted pots & pre-sets
 - 10 Reed switches
 - 3 Micro Switches
 - 15 Wire wound resistors—mixed wattage
- PLEASE STATE PACK REQUIRED
90p PER PACK.

AUDIO KIT 25W

- 2+25W Amplifiers
- 1+Pre-Amp
- 1+Power supply
- 1+Transformer
- 1+Front Panel
- 1+Kit of parts to include on-off switch, neon ind. Stereo headphones socket. Plus Instructions book £32.18.

TEAK AUDIO KIT 25W

- Teak veneered cabinet aluminium chassis, heat sink and front panel brackets plus back panel and sockets etc. £11.21

CARTRIDGES

- Magnetic Sonotone 100 £5.31
- Ceramic E.E.I.CS 2000 £2.72
- ACOS GP93-1 £2.11
- AT-55 £4.42

30 VOLT RANGE
Prim. 220-240V
Sec. 0.12-15-20-24-30V

Ref.	mA	£
112	0.5	3.15
79	1.0	4.00
3	2.0	5.55
20	3.0	6.87
21	4.0	7.93
51	5.0	9.55
117	6.0	10.69
88	8.0	14.15
89	10.0	14.51

60 VOLT RANGE
Prim. 220-240V
Sec. 0.24-30-40-48-60V

Ref.	mA	£
126	0.5	3.94
124	1.0	5.43
127	2.0	7.65
125	3.0	11.00
123	4.0	13.07
40	5.0	14.20
60	6.0	16.64
121	8.0	19.56
122	10.0	24.09
189	12.0	25.16

HIGH VOLTAGE
Mains Isolating
Prim. 200/220 or 400/440
Sec. 100/120 or 200/240V

Ref.	mA	£
60	243	6.62
350	247	15.23
1500	250	32.68
2000	252	54.80

AUTO TRANSFORMERS
VA Auto Taps

Ref.	mA	£	
113	20	0.115-210-240	2.91
64	75	0.115-210-240	4.65
4	150	0.115-200-220-240	6.24
66	300	"	8.62
67	500	"	13.10
84	1000	"	19.70
93	1500	"	23.62
95	2000	"	31.56
73	3000	"	45.76

CASED AUTO TRANSFORMERS
240V cable in and USA 2 pin

Ref.	mA	£
20VA	4	9.95
150VA	8	9.94
500VA	15	11.11
1000VA	22	8.84
2000VA	33	6.66

Electronic Construction Kit
10-Project (including electronic organ) ideal gift at £8.63. "No soldering"

SCREENED MINIATURES

Ref.	mA	£	
238	200	3.0-3	2.50
212	1A	0-0.6	2.97
13	100	9-0.9	2.28
235	330	0.9-0.9	2.39
207	500	0.8-9-0.8-9	3.14
208	1A	0.8-9-0.8-9	4.51
236	200	0-15-0-15	2.28
214	300	0-20-0-20	3.22
210	700	0-12-0-12-20	3.66
206	1A	0-15-20-0-15-20	5.37
203	500	0-15-27-0-15-27	4.77
204	1A	0-15-27-0-15-27	6.00
5112	500	12.15-20.24-30	3.15

Decs Solderless Bread'ng
S Dec 70 contacts £2.41
T Dec 208 contacts £3.92
U Dec. A for IC's £4.99
U Dec. B for IC's etc. £7.82
Stab. 3-6-5-9v 400mA £6.95

BRIDGE RECTIFIERS

200V	2A	0.67
400V	2A	0.72
200V	4A	0.72
300V	10A	2.70

TEST METERS

AVO 8 MK5	£67.33
AVO 72	£26.86
AVO MM5	£23.48
AVO TT 169	£28.94
UA315	£13.93

POWER UNIT
CC12-05 Output Switched
3-4-5-6-7-5-9-12V
at 500mA. £5.18.

HIGH QUALITY MODULES

5 Watt RMS AMPLIFIER	£3.17
10 Watt RMS AMPLIFIER	£3.51
25 Watt RMS AMPLIFIER	£4.67
125W RMS AMPLIFIER	£17.50
PRE-AMP for 3-5-10W	£7.50
PRE-AMP for 25W	£15.79
POWER SUPPLIES 3.5-10W	£1.54
POWER SUPPLIES 25W	£3.56
TRANSFORMER 3W	£2.77
TRANSFORMER 5-10W	£3.22
TRANSFORMER 25W	£3.56

NEW STEREO 30
Complete Stereo Chassis inc.:
Power Supply, Front Panel,
Knobs (only needs Mains Trans.),
Stereo 30 £17.99. Mains Trans £3.56. Teak veneered cab. £4.54.

STEREO FM TUNER fitted with Phase-lock Loop
4 Pre-selected stations supply 20-35V. 90mA Max. £22.72

Barrie Electronics Ltd.

3, THE MINORIES, LONDON EC3N 1BJ
TELEPHONE: 01-488 3316/7/8
NEAREST TUBE STATIONS: ALDGATE & LIVERPOOL ST

YES SIR 1st class post TONIGHT!
The service is available to anyone that opens an account.



HIGH SPEC components FAST!

Agents for VERO - ANTEX - BIB MULTICORE SOLDER

- Open 9am-5pm, 6 days—Phone orders 9am-4pm.
- S.A.E. for stock list including pots, pre-sets, I.C.'s 7400 & CMOS.
- capacitors, plugs, sockets, switches, cables, etc.
- Post free envelope included for our next dec.
- SUPER EXPRESS phone service—ask for details.
- Shop at keen prices 6 days per week. Late night—Fri. 7-10pm.

TRANSISTORS + 200 OTHER TYPES IN STOCK

AC125 20p	BC109 11p	BC262A 15p	BFX29 26p	TIP41A 67p
126 20p	109B 12p	287 20p	84 22p	42A 80p
127 20p	109C 13p	300 35p	88 22p	TIS43 35p
128 20p	117 18p*	301 34p	BFY50 17p	ZTX300 13p*
151 35p	142 24p	303 35p	51 16p	302 18p*
153 35p	143 24p	338 16p*	18p	500 15p*
176 20p	147A 9p*	557 15p*	BY164 40p	502 18p*
187 20p	147B 10p*	BCV71 18p	ME0401 18p*	1N914 5p
188 20p	148 9p*	72 14p	0411 18p*	1N4001 5p
AD149 68p	148B 10p*	BD123 90p	ME4001 10p*	4002 6p
161 42p	149B 11p*	124 88p	4101 11p*	4005 9p
162 42p	149C 11p*	131 36p	MPF102 40p*	4006 10p
MCH/PC	154 18p*	132 38p	OA47 9p	4148 5p
1-04	157B 12p*	139 54p*	90 7p	2N2219 20p
AF116 24p	177 17p	155 75p*	91 8p	2646 40p
117 24p	178B 18p	BF158 20p*	200 10p	29280 13p*
124 30p	179B 19p	184 25p	OC28 90p	2926G 15p*
239 46p	184B 12p	185 26p	35p	3053 18p*
AU113 45p	184C 12p	184 25p	35 80p	3055 60p
BC107 11p	187 26p	196 12p*	44 30p	3702 11p*
107A 12p	212A 13p*	197 12p*	71 25p	3703 10p
108 10p	212L 15p*	199 15p*	ORP12 65p	3704 13p*
CL108 6p	213B 12p*	200 38p	TIP29A 47p*	3705 10p*
BC108B 11p	214 15p*	238 34p	30A 56p*	3707 10p*
108C 12p	214L 17p*	BEW11 8p*	31A 57p	3819E 25p*

DIODES

50V 3A 13p	BRIDGES
100V 3A 15p	200V 1A 30p
200V 3A 18p	400V 1A 32p
400V 3A 21p	

THYRISTORS

60V 1A 20p	
600V 1A 60p	TAG 1 600
700V 1A	1-20 BT106
400V 4A	58p CT106D1
500V 6A	1-25 BT109

RESISTORS 10p* each

WATT E12 (5%)
1 ohm - 10m ohm

ZENERS (400mw) BZX83
3V, 3V3, 5V1, 5V6, 7V5, 9V1, 10V, 12V, 18V, 22V, 30V. All at 12p* each.

LED TIL 209/0-125 0-2"
Red 20p
Grn 29p
Clips for above 2p.

Post & Packing 25p per order. VAT please add to total * 12½%, rest 8%

ORCHARD ELECTRONICS
FLINT HOUSE, HIGH STREET, WALLINGFORD, OXON, OX10 0DE
Telephone 0491 35529

Teach yourself the latest techniques of digital electronics

Elementary course:
Digital Computer Logic & Electronics

- 1 Basic Computer Logic
- 2 Logical Circuit Elements
- 3 Designing Circuits to carry out Logical Functions

4 Flip-flops and Registers
£4.20 + 80 pence P & P

Order both books at the same time for the bargain price of **£9.70** + 80 pence P & P

Advanced course:
Design of Digital Systems

- 1 Computer Arithmetic
 - 2 Boolean Logic
 - 3 Arithmetic Circuits
 - 4 Memories and Counters
 - 5 Calculator Design
 - 6 Computer Architecture
- £6.20 + 80 pence P & P**

To: Cambridge Learning Enterprises (Dept. CIR)
FREEPOST, Rivermill House, St. Ives, Huntingdon, Cambs. PE17 4BR

*Please send me set(s) of Design of Digital Systems at £7.00 each, p & p included.

*or set(s) of Digital Computer Logic and Electronics at £5.00 each, p & p included.

*or combined set(s) at £10.50 each, p & p included.

Name.....

Address.....

.....

.....

*delete as applicable.
No need to use a stamp—just print FREEPOST on the envelope. PW2



GIRO NO. 331 7056. Access and Barclaycard accepted. C.W.O. only. Terms of business as in our Catalogue. Export Order enquiries welcome (£5 min.)

Official Orders accepted from Educational and Government Departments. ALL PRICES include VAT & P & P E. & O.E. SHOP HOURS 9-12.30, 1.30-5.00 5 days. CLOSED WEDNESDAY.

1977 ISSUE

66 PAGES—3 000 ITEMS FULLY ILLUSTRATED 25p CREDIT VOUCHERS

ALL NEW STOCK SATISFACTION GUARANTEED DISCOUNTS NEW PRICE LIST NEW CAT. 4a—S.A.E.

- Boxes - Cases - Kits - PC Materials - Tools - Resistors - Test Meters - Capacitors - Hardware - Semiconductors - Books - Pots - Coils - Audio Accessories - Screws - Connectors - Audio Modules - Veroboard - Transformers - Knobs - Calculators - Audio Leads - Batteries - S dec Storage Units - Heatsinks, etc., etc.

TRONIC COMPONENTS Catalogue 61

SPECIAL CAPACITOR KITS

C280 Kit—PC Mounting polyester 250V, 5 of each value: 0-01, 0-022, 0-047, 0-1, 0-22uF. 2 of 0-47, 1uF. £1-98 net
C296 Kit—Tubular polyester. 400V, 5 of each value: 0-01, 0-022, 0-047, 0-1, 0-22uF. 2 of 0-47uF. £2-67 net.

"DIGITAL MULTIMETER KIT" AS IN E.T.I. SAE FOR LIST

SPECIAL RESISTOR KITS (CARBON FILM 5%) (Prices include post & packing) 10E12—W or 1W KIT: 10 of each E12 value, 22 ohms—1M, a total of 570 £5-29 net. 25E12—W or 1W KIT: 25 of each E12 value, 22ohms—1M, a total of 1425 £12-64 net.

B. H. COMPONENT FACTORS LTD.

MULTIMETER U4323

22 Ranges plus AF/IF Oscillator 20,000Ω/Volt. Vdc—0-5—1000V in 7 ranges Vdc—2-5—1000V in 6 ranges Idc—0-05—500mA in 5 ranges Resistance—5Ω—1MΩ in 4 ranges Accuracy—5% of F.S.D. OSCILLATOR—1KHz and 465KHz (A.M.) at approx. 1 Volt. Size—180 x 97 x 40mm. Supplied complete with carrying case, test leads and battery. PRICE £13-96 net. U4323

MULTIMETER U4324

34 Ranges. High sensitivity. 20,000Ω/Volt. Vdc—0-6—200V in 9 ranges Vac—3—900V in 8 ranges Idc—0-06—3A in 6 ranges Idc—0-3—3A in 5 ranges Resistance—25Ω—5MΩ in 5 ranges Accuracy—dc and R—2½% of F.S.D. ac and dB—4% of F.S.D. Size—167 x 98 x 63mm. Supplied complete with storage case, test leads, spare diode and battery. PRICE £16-66 net. U4324

MULTIMETER U4341

27 Ranges plus Transistor Tester. 16,700Ω/Volt. Vdc—0-3—900V in 8 ranges Vac—1-5—750V in 6 ranges Idc—0-06—600mA in 5 ranges Idc—0-3—300mA in 4 ranges Resistance—2KΩ—2MΩ in 4 ranges Accuracy—dc—2½% ac—4% of F.S.D. ife—10—350 in 2 ranges. Size—115 x 215 x 90mm. Complete with carrying case, test leads, and battery. PRICE £16-66 net. U4341

MULTIMETER U4313

33 ranges. Knife edge with mirror scale. 20,000Ω/Volt. High accuracy, mVdc—75mV. Vdc—1-5—600V in 9 ranges Vac—1-5—600V in 9 ranges Idc—80—120 microamps in 2. Idc—0-6—1500mA in 6 ranges Idc—0-6—1500mA in 6 ranges Resistance—1KΩ—1MΩ in 4 ranges. dB scale—10 to +12db. Accuracy—dc—1½%. ac—2½%. Size—115 x 215 x 90mm. Complete with carrying case, test leads and battery. PRICE £19-90 net. U4313

(P.W.), LEIGHTON ELECTRONICS CENTRE 59 North Street, Leighton Buzzard, LU7 7EG. Tel.: Leighton Buzzard 2316 (Std. Code 05253)

4-STATION INTERCOM



£17-95

+ V.A.T. £1-44

4-Station Transistor Intercom system (1 master and 3 Subs), in robust plastic cabinets for desk or wall mounting. Call/talk/listen from Master to Subs and Subs to Master. Ideally suitable for Business, Surgery, Schools, Hospitals and Office. Operates on one 9V battery. On/off switch. Volume control. Complete with 3 connecting wires each 66ft. and other accessories. P. & P 90p.

MAINS INTERCOM NEW MODEL

No batteries—no wires. Just plug in the mains for instant two-way, loud and clear communication. On off switch and volume control. Price £31-49 per pair P. & P. 90p.

NEW! AMERICAN TYPE CRADLE TELEPHONE AMPLIFIER



£12-95

VAT £1-04

Latest transistorised Telephone Amplifier with detached plug-in speaker. Placing the receiver on the cradle activates a switch for immediate two-way conversation without holding the handset. Many people can listen at a time. Increase efficiency in office, shop, workshop. Perfect for "conference" calls: leaves the user's hands free to make notes, consult files. No long waiting, saves time with long-distance calls. On/off switch. Volume. Direct tape recording model at £14-95 + VAT £1-20 P. & P. 75p. 10-day price refund guarantee.

WEST LONDON DIRECT SUPPLIES (P.W.2) 169 KENSINGTON HIGH STREET, LONDON, W8

SOUTHERN VALVE COMPANY

Upper Floor, 3 Potters Road, New Barnet, Herts. Tel: 01-440 8641

"QUALITY" Valves—90 day guarantee. ALL NEW BOXED VALVES (inc. box)—many makes. Radio Societies, trade etc. welcome.

AZ31	80p	PCC85	44p	PY801	41p
DY86/7	38p	PCC88	62p	UBF89	47p
DY802	42p	PCC89	50p	UCC85	46p
BB91	18p	PCU189	53p	UCH42	72p
ECC81	35p	PCF80	81p	UCB81	42p
ECC82	35p	PCF82	50p	UCL82	42p
ECC83	34p	PCF86	58p	UCL83	58p
ECC85	40p	PCF200	95p	UF41	68p
ECC88	48p	PCF801	50p	UF89	42p
ECH42	72p	PCF802	55p	UL41	72p
ECH81	32p	PCF805	£1-40	UL84	44p
ECH83	32p	PCF806	50p	UY85	38p
ECH84	52p	PCF808	£1-40	U25	72p
ECL80	52p	PCH200	77p	U26	60p
ECL82	47p	PCL82	37p	U191	60p
ECL83	68p	PCL83	50p	6/30L2	70p
ECL86	50p	PCL84	47p	6B7	65p
EF80	30p	PCL85	70p	6P28	60p
EF85	37p	PCL805	62p	6P28	75p
EF86	50p	PCL86	50p	6V6	47p
EF89	36p	PCL200	£1-30	6L6 (near 09p)	
EF183	37p	PD500	225p	equiv KT60	
EF184	37p	PL82	78p	30L1	80p
EH90	50p	PL86	70p	30P4	85p
EL34	90p	PL81	50p	30C1	40p
EL41	58p	PL81A	54p	30C15	78p
EL84	38p	PL82	38p	30C17	80p
EL809	22-25p	PL83	46p	30C18	£1-40
EM84	50p	PL84	46p	30F5	60p
EY51	47p	PL90	45p	30FL1	
EZ40/1	53p	PL508	£1-10	30FL2	97p
EZ81	38p	PL509	28-00p	30LL1	40p
EZ81	30p	PL519	28-80p	30LL5	78p
GY501	£1-10	PL802	22-00p	30LL7	72p
GZ20	45p	PY33	53p	30P12	75p
PC88	85p	PY81/3	41p	30P19	70p
PC88	63p	PY88	41p	30PL13	75p
PC97	40p	PY80A	£1-10p	30PL14	85p
PC900	49p	PY80A	£1-10p	30PL16	85p
PCC84	40p	PY80	41p	30P-AMR	90p

We offer return of post service. Post free over £15-00. Postage: 1st valve 9p, extra valves 6p, Max. 75p. Most types available, send s.a.e. for lists. Discount Prices. All prices subject to alteration without notice due to market fluctuations etc. Telephone enquiries welcomed, s.a.e. with enquiries PLEASE! C.W.O. ONLY. No C.O.D. Export enquiries welcomed. All invoices on request. Mail order only. (LARGE valves 2p extra).

PRINTED CIRCUIT KIT £4-25*
Make your own printed circuits. Contains etching dish, 100 sq ins of pc board, 1lb ferric chloride, dalo pen, drill bit, laminate cutter.

JC12 AMPLIFIER

6W IC audio amp with free data and printed circuit £2-25*



DELUXE KIT FOR JC12

Contains extra parts except JC12 needed to complete the amp including balance, volume, bass and treble controls. Mono £2-33. Stereo £4-95

JC12 POWER KIT

Supplies 25V Type 1p £3 75.

JC12 PREAMP KITS

Type 1 for magnetic pickups, mics and tuners. Mono £1-50. Stereo £3-00. Type 2 for ceramic or crystal pickups. Mono 88p. Stereo £1-76.

SINCLAIR IC20

IC20 10W+10W stereo integrated circuit amplifier kit with free printed circuit + data £4-95.

PZ20 Power supply kit for above £3-95.

VP20 Volume, tone-control and preamp kit £7-95.

JC40 AMPLIFIER

New integrated circuit 20W amplifier kit complete with chip, printed circuit and data £4-45.

FERRANTI ZN414

IC radio chip £1-44. Extra parts and pcb for radio £3-85. Case £1. Send s.a.e. for free data.

BATTERY ELIMINATOR BARGAINS

MILLENNIA KITS*

5 Transistor highly stabilized power units. Switched 1 to 30V in 0-1V steps. Send s.a.e. for free leaflet. 1 Amp kit £12-45. 2 Amp kit £14-95. Case £2-95 extra.

RADIO MODELS

50mA with press-stud battery connectors. 9V £3-25. 6V £3-45. 9V+9V £5-45. 6V+6V £5-45. 4½V+4½V £5-45.

CASSETTE MAINS UNITS

7½V with 5 pin din plug. 150mA £3-95

3-WAY MODELS*

With switched output and 4-way multi-jack connector. Type 1: 3/4½/6V at 100mA £3-20. Type 2: 8/7½/9V at 150mA £3-36

FULLY STABILIZED MODEL £5-45*

Switched output of 3/6/7½/9V stabilized at 400mA. CAR CONVERTERS £5-10* Input 12V DC. Output 6/7½/9V DC 1 Amp stabilized.

BATTERY ELIMINATOR KITS

Send s.a.e. for free leaflet on range. 100mA radio types with press-stud battery terminals. 4½V £2-10. 6V £2-60. 9V £2-20. 4½V+4½V £2-80. 6V+6V £2-80. 9V+9V £2-30. 100mA cassette type 7½V with 5 pin din plug £2-10.

Transistor stabilized 8-way type for low hum. 3/4½/7½/9/12/15/18V. 100mA £3-50. 1 Amp £6-50. Heavy duty 13-way types 4½/6/7½/11/13/14/17/21/25/28/34/42V. 1 Amp model £4-95. 2 Amp DC car converter kit Input 12V DC. Output 6/7½/9V 1A transistor stabilized £1-95.

MAINS TRANSFORMERS

6-0-6V 100mA 1A. 9-0-9V 75mA 1A. 18V 1A £1-95. 0/12/15/20/24/30V 1A £4-30. 12/0/12V 30mA 1A. 0/12/15/20/24/30V 2A £4-60. 0V £2-95. 6-0-6V 1½A £2-85. 9-0-9V 1A £2-55. 12-0-12V 1A £2-95. 15-0-15V 1A £2-20. 30-0-30V 1A £2-10.

S-DECS AND T-DECS*

S-DeCa £2-24. T-DeC £4-95.

S-DeCa £4-45. U-DeC £7-85.

IC carriers with sockets £1-95.

16 dil £2-95. 10T05 £1-95.



SINCLAIR CALCULATORS AND WATCHES*

Cambridge Memory £5-95. Cambridge Scientific £8-95. Oxford Sci. £13-90. Programmable Scientific with free mains unit £19-95. Mains adaptors for other models (state type) £3-20. Assembled Grey Watch with free stainless steel bracelet £16-45. White watch £13-95.

SINCLAIR PROJECT 80 AUDIO MODULES

P25 £4-95. P26 £8-70. Z40 £5-75. Project 800P £18-95.

BI-PAK AUDIO MODULES

S450 tuner £20-95. AL80 £4-60. PA100 £13-95. MK60 audio kit £30-60. Teak 60 £13-95. Stereo 30 £16-95. SPM80 £4-25. BMT30 £3-70. Send s.a.e. for free data.

SAXON ENTERTAINMENTS MODULES

S.A.1200 £28-50. S.A.200 1A. S.A.608 £33. S.A.604 £12. PM1201/8/12. PM1202/12/18. PM1201/4. £12. PM1202/4 £19. PM601/8 £12. PM601/4 £12.

SWANLEY ELECTRONICS

DEPT. PW, PO BOX 68, 32 GOLDSSEL RD., SWANLEY, KENT.

NO CALLERS—MAIL ORDER ONLY
Send s.a.e. for free leaflets on all kits. Post 30p on orders under £2-23, otherwise free. Prices include V.A.T. Overseas customers deduct 7% on items marked*, otherwise 11%. Official orders welcome.



AMATEUR BANDS

by Eric Dowdeswell G4AR

THIS month we start off with a rousing salute to **Julie Rose** of Warley, West Midlands, who proudly announces the passing of the RAE and the acquisition of callsign G8MKD! Although Julie has contributed to this column I had not realised that she is a sixth-former and still hard at her studies so she has been pretty busy! I suppose that I had better mention the fact that her Dad did likewise and is now G8MKE! She hopes to get on to 2m very soon if Dad will let her get her hands on the gear!

So, all you likely lads, working for your RAE, you have a challenge here so don't let the side down. The December RAE is now history so I hope that I shall hear that some of you have made the grade. Incidentally, Julie is very sensibly swotting up the code and hopes to get her 'A' ticket before long.

I know the point has been raised in the past but it does seem a pity that the G8 + 3 can't retain the suffix part of the call when getting the 'A' licence. It might be a matter of years before say, G8ZZZ is promoted to G4XXX thus losing the identity that will have built up on the VHF bands. I know that G7 is kept for special purposes but it could have so easily have been issued so that G8ZZZ became G7ZZZ thus pleasing all concerned.

Paul Barker BRS34898 of Sunderland has still not got around to erecting a proper aerial since he moved QTH and persists with a telescopic whip job. However it can't be too bad as he 'copied' SSTV stuff from the US and reports S8 ZL's on 20m SSB. He uses a Trio JR310 and a Sommerkamp FRDX500 (very nice!). Hastings reader **B. Harrison** has built himself an ATU now and hopes to have a 300ft wire on the end of it if he can get permission from those concerned. He comments on a W station having a 9 element beam on 15m on a 70ft boom and 60ft up in the air! "What's he turn it with?" asks B. Harrison in amazement! The Armstrong method is definitely out in this case! For those not acquainted with this method it involves turning the mast by hand! Armstrong? oh, well!

You'll never believe it but **Neil Braeman**, near Horsham, now has three old valve sets in action! The normal one plus one as a BFO and the other

as an additional audio amplifier! He gives a short list of stuff heard on 20m CW just to prove the set-up works. Neil also has a two transistor job for 80m but it is proving a bit unselective being 'jammed solid' after dark. On the conglomeration of prefixes now bedeviling the amateur bands, particularly the US ones, Neil says they ought to "be clamped down on. With messing around like this you hardly know what you are listening to". Neil is one of those who hopes to get some happy news on the December RAE. He is definitely going straight for his G4 + 3.

Michael Walker in Leeds is taking up our hobby but got off to a rather discouraging start when he tried to contact the Star Radio Club at the advertised times. If anyone has up-to-date info on the club please let Michael know at 100 Langdale Road, Wooleford, Leeds. **J. R. Beer** is another newcomer and resides in Barnstaple, Devon. He is getting his hand in on 20m as he finds 40 and 80m full of Europeans. Unfortunately he does not mention the gear he is using.

BRS 37621 is **David Peck** of Cambridge and he is restarting in the short wave lark and managed to find a few good ones among the pages of stations logged so far. David wants to get on to a countries heard list but as I have told him, we do not run one because of the difficulty of checking claims made and it would not have any standing unless claims were verified. David has an FRG7 receiver and the present interest is RTTY for which he has now got a Creed 7B and a demodulator. He should be ready to copy on all bands very soon.

Martin Sole A9065 now has a HyGrain 18V vertical adorning (?) his QTH in Peterborough complete with radials. He still keeps a multiband long wire going as well which is always a good idea. Propagation can do funny things to the polarisation of DX signals and a bit of wire can sometimes outperform a beam on certain signals. Martin has been consorting with friend G4FIS while he worked the DX with his FT200 which ought to act as a strong incentive for Martin to get his own ticket! Martin comments on VP8HZ heard on 10m with a linear feeding a rhombic pointing at G land! He was 58 most of the time but faded out at dusk.

M. J. Mathews G3JFF, Hon. Sec. of the Royal Naval ARS has supplied some interesting information concerning member ZC4IO who is now active on 80 and 160m with 75W to a trap dipole on 80m the feeders being strapped together on 160m. Operation is on 3501kHz between 1945 and 2000GMT and between 2000 and 2030GMT on 1825kHz. Several British stations and OH have been worked already on 160m.




Log Extracts

P. Barker:—20m EP2NC LU5DE TA1ZB VE7DEW ZL2APM ZL2ASJ 20m SSTV HA6VK HB9ADD I1MSV IS0XRI OH5RM OK1DWZ ON4MK SP3PJ VE3PT W3LSG W4LZZ WB4OVX

B. Harrison:—40m VK5BP VK7BC 20m FP8HL FY2BHI 15m VK5AAA ZP6BF 3A2FY

D. Peck:—15m CT3AF EA8JE FG0CXV/FS7 ZD8RD 9J12WR

M. Sole:—20m HC1BU KH6GMT TA1AZ 10m CX8CN 5U7AG 7X2EPM



MEDIUM WAVE DX

by Charles Molloy

NORTH American medium wave stations have been very conspicuous this winter, the result no doubt of the low level of solar activity at the minimum of the current sunspot cycle. **Roy Patrick** confirms this when he says "reception of trans-Atlantic stations has been excellent. The best one is CJON, just like a local at 2300. The next best is WINS!" Roy's log comes from Mackworth, Derby where he used a Trio 9R59DS to pull-in CJON St John's, Newfoundland on 930kHz; CHER Sydney, Nova Scotia on 950; WINS New York City on 1010 and CBA Moncton, New Brunswick on 1070.

The writer heard CJON recently at 2230 using a VEF 204 transistor portable with internal ferrite rod aerial. Transatlantic signals usually suffer from slow cyclic fading, even the strongest signals are affected. Newcomers to the band may miss quite strong stations if they happen to tune to the channel during a fade, so tune carefully and stay on a frequency for a minute or two. Even CJON can be S9+ one moment and inaudible the next.

More North American DX from **Derek Taylor** who uses a Realistic DX160 and loop from his QTH at Preston in Lancashire. Seventeen stations were heard, the highlights being CHCM in Marystown, Newfoundland on 560kHz; WOR New York on 710; WHDH Boston on 850; WTIC Hartford, Connecticut on 1080; WOKO Albany N.Y. on 1460; WTOP Washington DC on 1500; WKBW Buffalo NY on 1520; WQXR New York on 1560 and Radio St Pierre on 1375kHz. Radio St Pierre is in the French islands of St Pierre et Miquelon which are located to the south of Newfoundland. Programming is in French and the station can be heard once Lille on 1376 has signed off, usually at 2230. Derek refers to a weak signal on 1390kHz which he suspects

might be WVON, since Chicago was mentioned a few times. WVON has been logged in the UK but it is better to wait for a definite identification as it is unwise to list-log on the medium waves. Derek's final logging is of ZDK on 1100kHz, which is on the island of Antigua in the Eastern Caribbean and transmits with a power of 10kW.

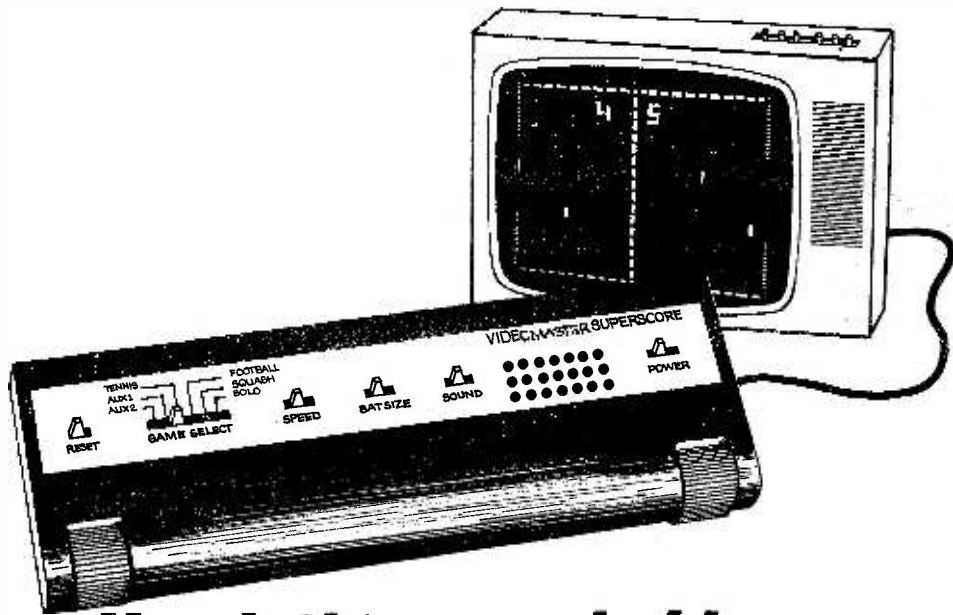
D. R. Mayhew, Littlehampton has pulled-in a fine log of Latin American DX using a loop and a Philips receiver. He was highly delighted to hear Uruguay so clearly. Four stations were heard—Radio Oriental on 770kHz, Radio Montecarlo on 930, Radio El Tiempo on 1010 and Radio Sodre on 1050. From Brazil comes Radio Mundial 860, Radio Jornal 940, Radio Nacional 980, Radio Maua 1130, Radio Globo 1180, Radio Eldorado 1220 and Radio Tupi 1280, all in Rio de Janeiro, Radio Record in Sao Paulo on 1000, Radio Brasil Central in Goiania on 1270 and Radio Recife on 1370. A really excellent log which ends with "I listened many nights to get a positive identity of Uganda on 638kHz. The announcer said "thank you for listening to this broadcast of Uganda." Kampala, Uganda is on 638 with a power of 100kW until 2110.

Ralph Newman (Reading) uses a homebrew receiver, which has FETs and Toko mechanical filters, connected to a medium wave loop. Ralph describes recent North American reception as 'fantastic between 0010 and 0050' and he reports hearing WNBC New York on 660, WCBS also in NY on 880, KDKA (which claims to be the world's first broadcasting station) in Pittsburg on 1020, WHN New York on 1050, CJMS Montreal on 1280 and WQXR New York on 1560. Ralph gives further details on how to connect a loop and differential amplifier to a portable receiver (PW November 1976) "Two methods are possible. If the radio just uses a few turns on the ferrite rod to couple up, use at least 6ft of co-ax, to space the loop aerial away from the radio, otherwise feedback from the ferrite rod to the loop causes the system to take off." Ralph's receiver did not have a coupling winding so he used a 1000pF capacitor going to the transistor mixer base.

'Is world-wide reception possible on the medium waves' is a question often put to the writer and although the answer is YES it must be qualified with "but unlikely from the UK". North and South America, Africa and Asia are heard regularly but difficulties arise with Alaska, Hawaii and the Pacific Islands as the radio waves cross polar regions where absorption is high. Australia and New Zealand present another problem. High power Europeans at the HF end are occasionally heard in NZ but reception in the opposite direction is difficult as there are few high power outlets in Australia and there is a high level of interference on the band in the UK.

One possibility is 4QD located at Emerald, Queensland, Australia which transmits on 1550kHz with a power of 50kW. A positive logging of 4QD in October 1976 comes from Norway, which is on the great circle path between Australia and the UK. **Harold Emblem** in Mirfield and the writer in Southport have been monitoring this frequency but the only results to date have been a weak unidentified carrier heard between 1800 and 1900 GMT. A path of darkness is required and this only occurs for a short period each day.

Nothing is new on the medium waves—the oldest DX band. Has any reader a recollection of medium



Here's the remarkable new **VIDEOMASTERTM** Superscore Home TV Game Get it together for only £24.95

Available to you in kit form at the same moment as its national launch, the brilliant new Videomaster Superscore contains the latest product of MOS technology: a TV game chip.

The logic contained in it had previously to be generated by 100 TTL devices. Now it is condensed into one 28-pin chip.

This all-new Videomaster plugs into your 625-line UHF TV set (for overseas customers having VHF sets we can supply the necessary VHF modulator) to give you four exciting games (including tennis and football) and two future game options. It features on-screen digital scoring, realistic hit sounds, two bat sizes, two

ball speeds, automatic serving and much more. It runs on six 1½ volt SP11 type batteries (not supplied).

The Videomaster Superscore kit costs only £24.95 including VAT (recommended retail price of the ready built model is over £40.00) and comes complete with ready-tuned UHF or VHF modulator, circuit board with printed legend, all resistors, transistors and diodes, built-in loudspeaker, socket for mains adaptor, and, of course, the TV game chip itself.

Easy to put together the Superscore has full assembly instructions, circuit diagram and circuit description. Don't miss this chance to own the newest electronic game at such low cost.

POST TODAY TO:

Videomaster Ltd 14/20 Headfort Place, London SW1X 7HN

Please send me (insert No. requ'd).....Videomaster Superscore Kits at £24.95 (inc. VAT & P&P in UK) or £23.10+£4.00 for P&P overseas)

I enclose my cheque/money order* for £.....

VHF modulator required YES/NO*

PW85

NAME _____

ADDRESS _____

ALLOW 21 DAYS FOR DELIVERY

* delete as necessary

B. BAMBER ELECTRONICS

Dept. PW, 5 STATION ROAD, LITTLEPORT, CAMBS., CB6 1QE
Telephone: ELY (0353) 860185 (2 lines) Tuesday to Saturday

PLEASE ADD 8% VAT UNLESS OTHERWISE STATED

GARRARD 8V DC MINIATURE MOTORS. Type 318M, 3200 RPM governed, size approx. 1 1/4 in. dia. x 1 1/2 in. high, with 2mm spindle. Brand New. 60p each or 7 for £1.

SILICON HIGH VOLTAGE RECTIFIER STICKS. BY186 (new), 35kV 2.5mA £1 each, BY140 (ex-equip) 12kV 2.5mA 45p each.

VARIABLE STABILISED POWER SUPPLY, mains input, 0-24V output, stabilised and current limiting at 500mA + 32V at 50mA. Brand new by British manufacturer. Size approx. 7 1/2 x 2 1/2 x 4 in. complete with external 5kΩ 3-turn pot for voltage control. Connection data supplied. £7.

50µA (25-0-25µA) EDGEWISE METERS, modern type by Sangamo Western, display area 3 x 1 1/4 in. with 2 mounting lugs. (Can be zeroed left or right hand.) Sorry Sold Out.

MAINS ISOLATION TRANSFORMERS. Tapped mains input. 240V at 3A + 12V at 500mA output. New, boxed, made by Gardners, £12.

SOLDER SUCKERS (Plunger Type). Standard Model. £4-50. Skirted Model. £4-95. Spare Nozzles 60p each.

Good Quality Pressure Gauges, 2 1/2 in. dia. flange mounting. 2 models avail. 0-60 lb/sq.in. 0-100lb/sq.in. Sorry Sold Out.

2N3055 type Transistors. O.K., but unmarked, 5 for £1.

110V NEONS, SCREW-IN-TYPE, 4 for 50p.

SLOW MOTION MOTORS (suitable for programmers, displays, etc.) 230-240V a.c. input, rotation, 1 rev. every two to three minutes. £1-25 each.

MINIATURE PLIERS. High quality "Crescent", made in USA. £4-35 + VAT (35p).

SIDE CUTTERS. High quality, £3-70 + VAT 30p.

MIXED COMPONENT PACKS, containing resistors, capacitors, pots, etc. All new. Hundreds of items. £2 per pack, whilst stocks last.

4MHZ XTAL PACKS (10 assorted xtals between 4MHz and 5MHz), our selection only. £1 Pack.

PROGRAMMERS (magnetic devices). Contain 9 microswitches (suitable for mains operation) with 9 rotating cams, all individually adjustable. Ideal for switching disco lights, displays, etc., or industrial machine programming. (Need slow motion motor to drive cams, not supplied.) 9 switch version £1-50.

HEAVY DUTY HEATSINK BLOCKS, undrilled, base area 2 1/2 in. x 2 in. with 6 fins, total height 2 1/2 in. 50p each.

SPERRY 7-SEGMENT P.G.D. DISPLAYS, digit height 0-3in. red, with decimal points. 150V to 200V (nominal 180V) operation. These are high-volt industrial type and therefore brighter than normal displays. All brand new. AT THE BARGAIN PRICE OF 50p PER DIGIT. TYPE 332 (two digits in one mount) £1 each. (Sorry, no single digit available.) Data supplied.

BSX20 (VHF Osc/Mult), 3 for 60p.
BC108 (metal can), 4 for 50p.
PBC108 (plastic BC108), 5 for 50p.
BCY51 Transistors, 4 for 60p.

BCY72 Transistors, 4 for 50p.
PNP audio type TO5 Transistors, 12 for 25p.
BF152 (UHF amp/mixer), 3 for 50p.
2N3819 Fet, 3 for 60p.

BC148 NPN SILICON, 4 for 50p.
PNP PNP SILICON, 4 for 50p.
BA121 Varicap Diodes, 4 for 50p.
1N914 Diodes, 10 for 25p.

SMALL MAINS SUPPLIES (small chokes, ideal for radio, Hi-Fi inputs, etc.), approx. 1 1/4 in. x 3/4 in. 50p.

PERSEP TUNER PANELS (for FM Band 2 tuners) marked 88-108MHz and Channels 0-70, clear numbers, rest blacked out, smart modern appearance, size approx. 8 1/2 in. x 1 1/2 in. 2 for 35p.

Lead suppressors (10kohm) for mobile plug leads, 4 for 50p.

HEAVY DUTY RELAYS, 24V d.c. operated (will work on 18V) 3 heavy duty make contacts (around 10A rating) + change over contacts + 1 break contact. New, complete with mounting bracket. (Ideal for switching HT on Linears.) Many uses for this high quality unit. £1-50 each.

TO3 transistor insulator sets, 10 for 50p.

PLEASE ADD 8% VAT UNLESS OTHERWISE STATED

ALU-SOL ALUMINIUM SOLDER (made by Multi-core). Solders aluminium to itself or copper, brass, steel, nickel or tinplate, 18 s.w.g. with multiple flux, with instructions. Approx. 1 metre coil 30p pack. Large reel £2-75.

VARICAP TUNERS Multitard Type ELC1043/05. Brand New. £4-40 + 12 1/2% VAT.

IC's: some coded, 14 DIL type, untested, mixed. 20 for 25p.

Mobile Converters, 24V DC input 13-8V at approx. 3-4A DC output, fully stabilised. £3-50 each (ideal for running 12V car radio from 24V lorry battery).

We now stock Spiraxul Tools for the electronic enthusiast. Screwdrivers, Nut Spanners, BA and Metric sizes, pop rivet guns, etc. S.A.E. for list.

Miniature earphones with min. jack plug, 2 for 50p + 12 1/2% VAT.

I.F. Cans, 1/2 in. square, suitable for rewind, 6 for 30p + 12 1/2% VAT.

TWIN I.F. CANS, approx. 1 1/2 in. x 1 1/2 in. high, around 3-5-MHz, 2 separate transformers in 1 can, internally screened, 5 for 50p + 12 1/2% VAT.

Duobiler Electrolytics, 50µF, 450V 2 for 50p.
Duobiler Electrolytics, 100µF, 275V, 2 for 50p.
Plessey Electrolytics, 470µF, 63V, 3 for 50p.
TCC Electrolytics, 1000µF, 30V, 3 for 60p.
Plessey Electrolytics, 1000µF, 180V, 40p each (3 for £1).

Duobiler Electrolytics, 5000µF, 35V, 50p each.
Duobiler Electrolytics, 5000µF, 50V, 60p each.
ITT Electrolytics, 5800µF, 25V, high grade, screw terminals, with mounting clips, 50p each.
Plessey Electrolytics, 10,000µF at 63V, 75p each.
Plessey Cathodray Capacitors, 0-0-4µF at 12-5kV DC. Screw terminals. £1-50 each.

PLEASE ADD 12 1/2% VAT TO ALL CAPACITORS.

TV PLUGS AND SOCKETS
TV Plug (metal type), 5 for 50p.
TV Sockets (metal type), 4 for 50p.
TV Line Connectors (lock-to-back sockets), 4 for 50p.
Please add 12 1/2% VAT.

A LARGE RANGE OF CAPACITORS AVAILABLE AT BARGAIN PRICES, S.A.E. FOR LIST.

PLUGS AND SOCKETS
N-Type Plugs 50 ohm, 60p each, 3 for £1-50.
PL259 Plugs (PTFE), brand new, packed with reducers, 65p or 5 for £2.
SO239 Sockets (PTFE), brand new (4-hole fixing type), 50p each or 5 for £2-25.
25-way ISEP Plugs and Sockets, 40p set (1 plug + 1skt).
Plugs and sockets sold separately at 25p each.

BNC PLUGS (ex-equip), 5 for £1-50.

WELLER SOLDERING IRONS
EXPERT. Built-in spotlight illuminates work. Pistol grip with fingertip trigger. High efficiency copper soldering tip.
EXPERT SOLDER GUN. £8-80 + VAT (54p).
EXPERT SOLDER GUN KIT (spare bits case, etc.). £9-80 + VAT (79p).

SPARE BITS, PAIR, 30p + VAT (24p).
MARKSMAN SOLDERING IRONS
SP150 15W £3 + VAT (24p).
SP225 25W £3 + VAT (24p).
SP25DK 25W + bits, etc. kit £3-85 + VAT (31p).
SP40D 40W £3-44 + VAT (28p).

BENCH STAND with spring Marksmen Irons. £2-22 + VAT (19p).

SPARE BITS
M18 for 15W, 46p + VAT (4p).
M174 for 25W, 39p + VAT (3p).
M110 for 40W, 42p + VAT (3p).

TCPI TEMPERATURE CONTROLLED IRON. Temperature controlled iron and PSU. £20 + VAT (£1-80).

SPARE TIPS
Type CC single flat, Type K double flat fine tip. Type P, very fine tip. £1 each + VAT (8p).
MOST SPARES AVAILABLE.

MULTICORE SOLDER
Size 5 Savbit 18 s.w.g. in alloy dispenser, 32p + VAT (3p).
Size C15AV18 Savbit 18 s.w.g., 56p + VAT (4p).
Size 12 SAVBIT 18 s.w.g. on plastic reel £1-80 + VAT (15p).
1kg (1 1lb) 60/40, 20 s.w.g. on plastic grille £3.

Terms of Business: CASH WITH ORDER. MINIMUM ORDER £2. ALL PRICES INCLUDE POST & PACKING (UK ONLY). SAE with ALL ENQUIRIES Please. PLEASE ADD VAT AS SHOWN. ALL GOODS IN STOCK DESPATCHED BY RETURN. CALLERS SATURDAYS ONLY 9.30-12.00. 1.30-5.00.

FANE CRESCENDO COLOSSUS/15

15" 200 WATT



4" DIAM. VOICE COIL

Total Flux 366,000 Max-wells for front or rear mounting
Mag. Ass.
Weight 26 lb

Weight 30 lb appr.
Bass Resonance
29 Hz
Freq. Range
25 Hz-3 KHz
Imp 8 or 15 ohm

FULL RANGE OF CRESCENDO SPEAKER MODELS

'12A' 100w	£57-35	'15' 100w	£73-60	'18 BASS' 130w	£89-95
'12L' 100w	£59-95	'15 BASS' 125w			
'12 BASS' 120w	£76-00	'18A' 150w	£101-95		
	£56-70	'15/150' 150w	£95-00	'COLOSSUS/18'	£115-00
'12/150' 150w	£89-95	'COLOSSUS/15'	£108-00		

FANE SPECIALIST RANGE SPEAKERS

Each designed to produce the individual sound requirement for its purpose.

DISCO/80 Linen Cone Surround	£25-95	GUITAR/80B For use in multiples for Bass Guitar. PA/80 For general purpose P.A. Robust Cast Aluminium Chassis. 12" Models 80w R.M.S. 15" 100w R.M.S.	£24-95 £24-75
GUITAR/80L For Lead Guitar	£24-75		
15" BASS/100 For Bass Guitar	£39-95		

H.F. HORNS

J44 Range: 2.5 kHz-15 KHz Power: 50w with HPX2 Power: 30w with HPX1 Impedance: 8 ohms Size approx 9 1/2" x 9 1/2" x 9 1/2"	£7-95	M1/2 Range: 2 KHz-15 KHz Power: 50w with HPX1 Impedance 8-16 ohms Size approx 6 1/2" x 9 1/2" x 6 1/2"	Rec Price £17-75
J104 Range: 2 KHz-15 KHz Power: 50w with HPX1 Power: 70w with HPX2 Impedance 8 ohms Size approx 10 1/2" x 9 1/2" x 7 1/2"	Rec Price £16-95	3202 Range: 1000 Hz-18000 Hz Power: 100w with HPX1 Impedance 8 ohms Size approx 14" x 9" x 15"	Rec Price £59-95

Fane speakers are supplied to most leading U.K. Mfrs. of Group & Disco equipment

LINEAR PRODUCTS LTD, Prices shown correct at 25.11.76

Distributors (Wholesale & Retail)
ELECTRON WORKS, ARMLEY, LEEDS.
Manufacturers & Export enquiries to:
FANE ACOUSTICS LTD,
286 BRAOFRD ROAD, BATLEY, YORKS.

SOLDERLESS BREADBOARDING—DECS

The famous DEC System of Solderless Breadboarding is ideal for both the young and more mature students of Electronic Engineering as it enables circuits to be tried and tested without the use of soldering and because of the specially designed contacts allows components to be used over and over again. It is also extremely useful for the Circuit Designer who wishes to experiment with and perfect his circuit quickly yet economically.

S-DEC (Model PB11)

This, the most popular Board, is designed solely for the use of discrete components and is particularly useful for basic educational purposes.

(No. of Contacts: 70)	1 off £1-98
	5 off £1-76

T-DEC (Model PB21)

This Board allows 2 TO5 or 1 DIL IC Station to be used and so is primarily intended for discrete work or for linear IC application where considerable numbers of discrete components may be required.

(No. of Contacts: 208)	1 off £3-62
	5 off £3-21

µ-DEC 'A' (Model PB31)

The µ-DEC 'A' is specially designed for ease of use with IC's and allows 2 DIL or 4 TO5 stations to be used but will accommodate discrete components with equal facility.

(No. of Contacts: 208)	1 off £3-97
	5 off £3-53

µ-DEC 'B' (Model PB41)

The µ-DEC 'B' is for similar uses as µ-DEC 'A', but has two 16 lead IC sockets as part of the Board.

(No. of Contacts: 208)	1 off £5-97
	5 off £5-19

DEC ACCESSORIES

16 DIL adaptor (with socket) PB062	£1-92
10 TO5 adaptor (with socket) PB072	£1-80
Single ended leads (set of ten) PB101	£0-99
Double ended leads (set of ten) PB102	£0-99
1mm plugs (set of ten) PB103	£0-45


All prices include 8% VAT. P. & P. 25p.

Our retail counter is now open, stocking a large variety of audio and electronic parts and accessories, branded and surplus.

WE ARE SITUATED 2 MIN. WATFORD JUNCTION STATION
THE COMPONENTS CENTRE
7 Langley Road, Watford, Herts., WD1 3PS.
Tel.: Watford 45335



wave reception of Australia in the early days of radio when interference was much lighter than it is today? It is only a question of time until 4QD is heard in the UK and when this happens it would be interesting to know if it is a "first time ever".



SHORT WAVE BROADCASTS

by *Derek Bell*

A VERY mixed bag this month with something for everyone's taste, starting with a curious situation out in the Pacific Ocean. It seems that in the Gilbert Islands November 1st was the date of the start of internal self-government. **P. Kiddle** who lives in Tarawa, in that sunblessed part of the globe, writes to say that Radio Tarawa, normally a medium wave service, went off the air due to faults in the transmitter. These faults could not be put right due to lack of spares thus it was that, with the self-government date looming up, the authorities were faced with a quandary. They solved this by "borrowing" a frequency from the Posts and Telecommunications department namely 5890kHz and put out the internal service during the run up to self-government. Now that we are in the time of year that favours medium wave signals it could be that the MW fans have missed this service, thus it is with our compliments they now know where to listen! PK writes that the repairs should take three weeks and that by the middle of November things should have been back to normal. However if anyone has pulled in the signal on 5890kHz a note to Radio Tarawa, Bairiki, Tarawa, Gilbert Islands, Western Pacific may produce a QSL.

While dealing with QSLs **Ken Smith**, of Ross-on-Wye, our resident VOA expert, complains bitterly regarding the service to listeners that this station is giving. Ken sends a fine postcard of San Francisco cable cars sent by the VOA in lieu of a QSL and says that with the card was sent the schedule for May to October, posted in mid-November! Come on, VOA, shape up! **Jonnathan Hershbaum** from somewhere in South Africa has nothing but praise however for the QSLs from Radio Australia. Unfortunately he did not describe them. If they are still the same as those of two years ago they are jumbo size with coloured photographs of the Parkes radio telescope and the Capitol building. Jonnathan also logs a couple of rarely reported stations namely Swazi Music Radio on 6500 at 1200 and Voice of Greece on 17830 at 1800. It would seem that in South Africa, as in other parts of the world, DXers have problems with the supply of sets and litera-

ture. As regards the literature the WRTVH is dealt with by Technical Books Ltd., PO Box 2866, Cape Town 8000.


A new step back now into the "memory lane" department, via **Norman Gillkerson** of Southampton, who, in an interesting letter recalls the 1920s and the days of the Manchester Wireless Society call sign 2FZ. Norman, using such nostalgic phrases as "bright emitter" says that "with interference absent in the early hours" he and his friends listened to KDKA and WGY from the US. Nowadays Norman is trying for Radio New Zealand on 11960 but so far without success though he has pulled in Radio Australia on 9590 and 9600. Australia's nearest frequencies to these is 9580 and 9625. Norman goes on to say that a Windom external aerial was hooked on to his Challenge SRJ802FL receiver and so it would seem that this has thrown the calibration out a little.

Proceeding further with matters technical, **Niels Montanana** of Camberley reports that a Russian transmitter has been causing quite a few problems in the 25m and 31m bands with "a machine gun chatter". This signal comes from the Ukrainian Byelorussia region of the Soviet Union and was first detected several months ago by an "intruder watch" service on the short wave spectrum. It seems to use a rotatable aerial since the first skip lands in different areas. Uninformed opinion hazards the guess that it is an attempt to create an artificial "hot bubble" in the ionosphere so that the short wave signals can be steered by the reflective properties of the heated atmospheric layer!

Despite all these problems we can still enjoy signals from many miles away and to close this month **Robin Bayley** of Wolverhampton has sent a log of several unusual stations heard on his Marconi R1475 with a long wire.

Radio Bolivia on 4760 at 1000
Radio Zanzibar on 4919 at 1800
Radio Lebanon on 5980 at 1800
TWR Swaziland on 6070 at 0715
Radio Uganda on 9515 at 1615
Radio Mozambique on 11820 at 1730

So with these few for you to try for in the long cold nights and short cold days I will bid you best 73s and close down for this month.



by *Ron Ham*

EARLY in November the writer heard from **Nick Taylor** (Sunbury-on-Thames) a keen VHF listener who uses a Pioneer SX737 Tuner/Amp fed by a Jaybeam FM9S which is sitting on a Stolle rotator. Over the past two years Nick has heard about 150 stations in Band II, many of them from Belgium, Germany, Italy and Spain. On August 20/21 he logged broadcast stations from Germany and Luxembourg which is consistent with the prevailing tropospheric opening, details of which were reported in December PW.



The interesting tropo-opening which occurred between November 19 and 21 can be associated with the large weather system which crossed the UK from the north. The roots of this event can be traced back to midday on the 12th when the atmospheric pressure, which had been below 30.0" for the previous month, suddenly took off from 29.75" to reach 30.4" by noon on the 15th, where, apart from slight variations, it remained until noon on the 18th when it began to rise reaching its peak of 30.65" during the afternoon of the 19th. The fall began around midnight on the 19th and continued down until midnight on the 22nd.

This falling pressure opened up the 70cm band because the writer, at his home in Sussex, received a consistent signal from GB3SC (432.89MHz) between midday 19th and the late evening on the 21st. At 0830 on the 20th and 0120 on the 21st this beacon signal reached 599. The signal from the Emley Moor beacon GB3EM (432.91MHz) was only heard once by the writer, at 0120 on the 21st.

On the 19th a delighted **Angus McKenzie, G3OSS** (London) using his 88 element multibeam at 70' AGL, and 50W PEP on 70cms worked GI8HXY and GI8KAI and on the 20th he added GM8DMZ/P, SK6AB and GD2HDZ.

BROADCAST BANDS

Short Wave Reports by the 15th of the month to **Derek Bell, G4P** Practical Wireless, Fleetway House, Farringdon Street, London, EC4A 4AD. Medium Wave Logs to **Charles Malloy, 132 Spazys Lane, Southampton, PR4 3TG.**

AMATEUR BANDS

Logs covering any amateur band/s in band/alphabetical order by the 25th of the month to **Eric Dowdswell G4AR, Silver Firs, Leatherhead Road, Ashted, Surrey, KT21 2TW.**

For most of the opening the writer received a good picture, subject at times to some fading, from the Midlands IBA transmitter at Lichfield on Chan. 8 (189MHz), with a vertical dipole feeding the receiver. During the event some DX was being worked in the 2-metre band. At 0155 on the 21st the writer heard GW4CQT call CQ DX and then work OZ1AED and 15 minutes earlier he heard G8JQE report he had worked GM and GI during the evening of the 20th, and had just then been working GC.

At no time during this event did the writer find any DX between 88 and 102MHz because the good signal path was coming from the north while most of the broadcast DX comes from the south and east. Furthermore, **Eric Clarke** (Chichester) reports that before the main event began on the 19th, there was an opening towards his north affecting the ATC radio frequency in "middle" band during the evening of the 17th.

An interesting report came from **Alan Baker, G8LGQ** (Newhaven) who feels sure that he heard a "fuzzy" signal from a UA station during the 2m CW contest at 0030 on the 7th. Can any reader provide any more information about activity at that time please? Alan's "home brew" pre-amp uses a 3N204 and the 2m signals are collected by a crossed 8 element yagi so his gear may have been just sensitive enough to have detected that rare signal without "atmospheric" aid, because at that time there was no known disturbance to account for it. Reports like this one are always welcome.

Cmdr. Henry Hatfield, Gen. Sec. B.A.A. (Seven-oaks) observed a small group of active sunspots with his spectroheliograph between the 17th and 20th. The writer recorded the radio noise associated with these sunspots at both 95 and 136MHz between the 18th and 21st. The most intense solar noise was recorded at 95MHz on the 19th.

Signals averaging 549 were received from 5B4CY (28.18MHz) between 0900 and 1100hrs on Nov. 1, 9, and 15 and at 1300hrs on the 14th.

A 599 signal from the German beacon DL0IGI (28.195MHz) was heard for a short period at 0950 on the 15th indicating that the E-region of the ionosphere was disturbed. At the same time strong and frequent bursts of signals were being received from the R1 television system (49.75MHz) in the 6m band. R1 vision pulses were also heard during the early mornings on days 6, 9, 11, the afternoon of the 19th, and for most of the day on the 16th.

Having heard very strong "pings" of speech or music which frequently occur in the 4m amateur band, many readers would like to know the cause. Briefly, you are hearing a tiny part of the signal from a broadcast transmitter in Poland bouncing off the trail of ionised gas left by a meteor particle as it burns up within the earth's atmosphere, about 60 miles above us. The earth is continually being bombarded by these tiny particles but periodically, on its orbit around the sun, the earth encounters large swarms of these particles and the result is known as a meteor shower.

The writer uses a crystal controlled receiver tuned to the working frequency of the Polish broadcast station at Gdansk (70.31MHz) to detect these "pings." The signal is collected on a three-element beam directed toward the north-east and an electronic counter is connected to the output of the receiver to record the number of "pings" received.

Between November 15 and 19 the earth passed through the Leonid meteor shower and 4m operators should have noticed more frequent bursts of broadcast signals during that period. The actual peak of the shower occurred at 0700 on the 17th, and between 0800 and 0900 the writer's "detector" recorded 621 "pings" and between 0900 and 1000 more than 1100 "pings" were counted. This meteor "ping" receiver also acts as a very good detector for extensive sporadic-E disturbances and aurora-borealis. Meteor showers to watch out for in 1977:—

Quadrantids, Jan. 1 to 6, peak Jan. 3, 1600hrs.
April Lyrids, Apr. 19 to 24, peak Apr. 22, —
Perseids, Aug. 1 to 18, peak Aug. 12, 1200hrs.
Leonids, Nov. 15 to 19, peak Nov. 17, 1300hrs.
Geminids, Dec. 7 to 15, peak Dec. 14, 1000hrs.

Reports to **Ron Ham, Faraday, Greyfriars, Storrington, Sx, RH20 4HE.**

NEWMART ELECTRONICS for all your hi-fi needs.

Stockists of: **Amstrad · Teleton · Akai · Sansui · Wharfedale · Pioneer · Rotel · Garrard · Connoisseur**

BATTERY ELIMINATORS P&P 25p
240v input 6, 7.5 or 9v
output £2-65
12v d.c. input (specify output 6, 7.5
or 9 d.c.) at 300mA £5-20

CARTRIDGES & STYLI P&P 25p
D-D & RPL
Cart. Styli

Acos GP91/2SC or 3CS
(ster. comp) £1-60 £1-20
GP93/1 or 95/1
ster. crst £2-00 £1-20
GP94/1 or 96/1
ster. ceram. £2-00 £1-20
GP101 crst. comp. £1-00 —
GP104 ster. ceram £2-15 £1-20
BSR X5M or X5H
crst. comp. £1-65 £1-20
SX6M or SX6H
crst. ster. £2-25 £1-20
SC5M ster. ceram. £2-75 £1-20
Sonotone 9TAHC or
9TAHC/G (Diam.)
3509 £2-45 £1-20
Audio Technica AT55 £2-25 —
Goldring G850 £3-50 £1-75
G800 £5-25 £1-75
G800H £5-25 £1-75
G800E £9-00 £3-50

Shure Cartridges & Styli
M44G £6-95 £4-95
M55E £3-40 £2-35
M75ED Type 2 £15-30 £11-70
M75EJ Type 2 £12-85 £9-25

SPEAKERS P&P 70p
EMI 13" x 8", 3, 8 ohm Plain £3-40
8" x 8" C-Mag. 5 watt,
3, 8 or 15 ohm. £2-35
8" x 5" Dualcone £3-70
8 ohm, 10 watt £3-70
ELAC 6 1/2" 8 ohm Dualcone £3-35
8" 8 ohm Dualcone £3-45
10" Dualcone £4-10

MICROPHONES P&P 45p
UD 130 50K/600 ohm £7-45
uni-dlr. ball metal £8-90
Condenser Mic. 600 ohm ECM77
omni-dlr £1-56
Cassette Stick Mic. with
R/Control £1-93
Cass. Stick Mic. with
R. Control (Phillips type) £1-93


CASSETTES P&P 25p
C60 C90 C120
Low Noise £0-37 £0-48 £0-50
Phillips £0-66 £0-90 £1-27
Memorex £0-81 £1-18 £1-67
Cassette Head Cleaner De-
Bib Head Cleaner £1-99
magnetiser £1-99

RECORD DECKS P&P £1-35
GARRARD SP25 Mk IV £20-70
GARRARD SP25 Mk IV/G800
with Plinth & Cover £33-20
BSR MP60 £17-35
Plinth & Cover for Garrard,
BSR £4-77

These Prices Apply to Mail Order Only. V.A.T. INCLUSIVE. All items subject to availability & manufacturers increase. Barclay Card and Access welcome
Callers Welcome at Manchester 30-32 Shudehill Tel. 061-832 7710. Leeds 4 New Market St. Tel. 0532 42708. Liverpool 15 Whitechapel. Tel. 051-236 0738

NEWMART ELECTRONICS Mail Order Dept P.W.1 Belmont St, Monton, Eccles, Manchester. Tel 061-789 5268

BUILD 5 RADIO AND ELECTRONIC PROJECTS



YES! ONLY **£4.50**
Inc. V.A.T.

Educational Construction set! No experience needed. Parts including simple instructions for each design. Illustrated step-by-step plans, all Transistors, loud speaker, personal phone, knobs, screws, etc., no soldering necessary (unless you wish). Send only £4.50 + 85p p. & p.

FIND BURIED TREASURE! TREASURE LOCATOR




NOW IT'S HERE, after experimenting for four and a half months with a multitude of different circuits and carrying out actual field tests with prototypes. This metal locator detects and tracks down buried metal objects—it signals exact location with clear audible sound (no phones used)—uses any transistor radio which fits inside—no connections needed. **CAN LOCATE GOLD, SILVER, LOST COINS, JEWELLERY, KEYS, WAR SOUVENIRS, ARCHAEOLOGICAL PIECES, NUGGETS, ETC, ETC.** Will signal presence of certain objects buried way below ground! No knowledge of radio or electronics required, with the wonderfully clear, easy to follow, step-by-step, fully illustrated instructions.

YES! ONLY **£4.95**
Inc. V.A.T.

Uses PP3 battery. No soldering necessary. Size of detector head 13 1/2" x 10" x 2 1/2". Great demand expected at this remarkably low price—**ORDER NOW.** All parts including detector head case, nuts, screws, wire, simple instructions, etc. etc. ONLY £4.95 + 85p. p. & p. (Sectional handle as illustrated £1-25 extra if required). Made up looks worth £15/£20.

SOUTHERN WAREHOUSES (DEPT: PW/6/COM)
43 Blatchington Road, Hove, Sussex

Brush Up on your record care



Presenting two superb cleaners from Decca Special Products in the Decca Record Brush and the Decca Record Cleaner. Two different designs but both using the same miracle conductive fibre with a diameter which can clean right to the bottom of your record grooves, overcoming both your static and dust problems without any need of anti-static fluids.

The Record Brush consists of a handbrush using a million tiny fibre 'bristles'. Each sweep of the record surface thus allowing upwards of a thousand bristles to enter each groove in order to clean it.

The Record Cleaner consists of an electrically conducting arm carrying a brush made from the same unique fibrous material.

The Decca Record Brush or the Decca Record Cleaner; two ways of ensuring that your valuable record collection is kept in excellent condition.

Decca Special Products
Ingate Place, Queenstown Road,
London SW8 3NT



15-240 Watts!

HY5 Preamplifier

The HY5 is a mono hybrid amplifier ideally suited for all applications. All common input functions (mag Cartridge, tuner, etc) are catered for internally. The desired function is achieved either by a multi-way switch or direct connection to the appropriate pins. The internal volume and tone circuits merely require connecting to external potentiometers (not included). The HY5 is compatible with all I.L.P. power amplifiers and power supplies. To ease construction and mounting a P.C. connector is supplied with each pre-amplifier.

FEATURES: Complete pre-amplifier in single pack—Multi-function equalization—Low noise—Low distortion—High overload—Two simply combined for stereo.

APPLICATIONS: Hi-Fi—Mixers—Disco—Guitar and Organ—Public address

SPECIFICATIONS:

INPUTS: Magnetic Pick-up 3mV; Ceramic Pick-up 30mV; Tuner 100mV; Microphone 10mV; Auxiliary 3-100mV; Input impedance 4-7k Ω at 1kHz.


OUTPUTS: Tape 100mV; Main output 500mV R.M.S.

ACTIVE TONE CONTROLS: Treble \pm 12dB at 10kHz; Bass \pm at 100Hz.

DISTORTION: 0-1% at 1kHz. Signal/Noise Ratio 68dB.

OVERLOAD: 30dB on Magnetic Pick-up. **SUPPLY VOLTAGE** \pm 16-50V.

Price £4.75 + 59p VAT P&P free.



HY30 15 Watts into 8 Ω

The HY30 is an exciting New kit from I.L.P. It features a virtually indestructible I.C. with short circuit and thermal protection. The kit consists of I.C., heatsink, P.C. board, 4 resistors, 6 capacitors, mounting kit, together with easy to follow construction and operating instructions. This amplifier is ideally suited to the beginner in audio who wishes to use the most up-to-date technology available.

FEATURES: Complete Kit—Low Distortion—Short, Open and Thermal Protection—Easy to Build.

APPLICATIONS: Updating audio equipment—Guitar practice amplifier—Test amplifier—audio oscillator.

SPECIFICATIONS:

OUTPUT POWER 15W R.M.S. into 8 Ω ; **DISTORTION** 0-1% at 1.5W.

INPUT SENSITIVITY 500mV. **FREQUENCY RESPONSE** 10Hz-16kHz—3dB.

SUPPLY VOLTAGE \pm 18V.

Price £4.75 + 59p VAT P&P free.

**Available
June '76**

HY50 25 Watts into 8 Ω

The HY50 leads I.L.P.'s total integration approach to power amplifier design. The amplifier features an integral heatsink together with the simplicity of no external components. During the past few years the amplifier has been refined to the extent that it must be one of the most reliable and robust High Fidelity modules in the World.

FEATURES: Low Distortion—Integral Heatsink—Only five connections—7 amp output transistors—No external components

APPLICATIONS: Medium Power Hi-Fi systems—Low power disco—Guitar amplifier


SPECIFICATIONS: **INPUT SENSITIVITY** 500mV

OUTPUT POWER 25W RMS into 8 Ω **LOAD IMPEDANCE** 4-16 Ω **DISTORTION** 0-04% at 25W

at 1kHz **SIGNAL/NOISE RATIO** 75dB **FREQUENCY RESPONSE** 10Hz-45kHz—3dB.

SUPPLY VOLTAGE \pm 25V **SIZE** 105 50 25mm

Price £6.20+77p VAT P&P free.



HY120 60 Watts into 8 Ω

The HY120 is the baby of I.L.P.'s new high power range. Designed to meet the most exacting requirements including load line and thermal protection this amplifier sets a new standard in modular design.

FEATURES: Very low distortion—Integral heatsink—Load line protection—Thermal protection—Five connections—No external components

APPLICATIONS: Hi-Fi—High quality disco—Public address—Monitor amplifier—Guitar and organ

SPECIFICATIONS

INPUT SENSITIVITY 500mV.

OUTPUT POWER 60W RMS into 8 Ω **LOAD IMPEDANCE** 4-16 Ω **DISTORTION** 0-04% at 60W


at 1kHz

SIGNAL/NOISE RATIO 90dB **FREQUENCY RESPONSE** 10Hz-45kHz—3dB **SUPPLY VOLTAGE**

\pm 35V

SIZE 114 60 85mm

Price £14.40+£1.15 VAT P&P free.



HY200 120 Watts into 8 Ω

The HY200 now improved to give an output of 120 Watts has been designed to stand the most rugged conditions such as disco or group while still retaining true Hi-Fi performance.

FEATURES: Thermal shutdown—Very low distortion—Load line protection—Integral heatsink—No external components

APPLICATIONS: Hi-Fi—Disco—Monitor—Power slave—Industrial—Public Address

SPECIFICATIONS

INPUT SENSITIVITY 500mV

OUTPUT POWER 120W RMS into 8 Ω **LOAD IMPEDANCE** 4-16 Ω **DISTORTION** 0-05% at

100W at 1kHz.

SIGNAL/NOISE RATIO 96 dB **FREQUENCY RESPONSE** 10Hz-45kHz—3dB **SUPPLY VOLTAGE**

\pm 45V

SIZE 114 100 85mm

Price £21.20+£1.70 VAT P&P free.

HY400 240 Watts into 4 Ω

The HY400 is I.L.P.'s "Big Daddy" of the range producing 240W into 4 Ω ! It has been designed for high power disco address applications. If the amplifier is to be used at continuous high power levels a cooling fan is recommended. The amplifier includes all the qualities of the rest of the family to lead the market as a true high power hi-fidelity power module.

FEATURES: Thermal shutdown—Very low distortion—Load line protection—No external components.

APPLICATIONS: Public address—Disco—Power slave—Industrial

SPECIFICATIONS

OUTPUT POWER 240W RMS into 4 Ω **LOAD IMPEDANCE** 4-16 Ω **DISTORTION** 0-1% at


240W at 1kHz

SIGNAL NOISE RATIO 94dB **FREQUENCY RESPONSE** 10Hz-45kHz—3dB **SUPPLY VOLTAGE**

\pm 45V

INPUT SENSITIVITY 500mV **SIZE** 114 x 100 x 85mm

Price £29.25+£2.34 VAT P&P free.



POWER SUPPLIES

PSU36 suitable for two HY30's £4.75 plus 59p VAT. P/P free.

PSU50 suitable for two HY50's £6.20 plus 77p VAT. P/P free

PSU70 suitable for two HY120's £12.50 plus £1.00 VAT. P/P free.

PSU90 suitable for one HY200 £11.50 plus £0.92 VAT. P/P free.

TWO YEARS' GUARANTEE ON ALL OF OUR PRODUCTS

I.L.P. Electronics Ltd.
Crossland House
Nackington, Canterbury
Kent CT4 7AD
Tel. (0227) 63218

Please Supply _____
Total Purchase Price _____
I Enclose Cheque Postal Orders Money Order
Please debit my Access account Barclaycard account
Account number _____
Name and Address _____
Signature _____

BENTLEY ACOUSTIC CORPORATION LTD.

7a GLOUCESTER ROAD, LITTLEHAMPTON, SUSSEX
All prices inclusive of V.A.T. at 12½% Telephone 6743

0A2	85	6KX4	75	6J7A	90	12BE6	55	30PL14	1.29	DF91	30
0B2	40	6BRG	35	6K8G	35	12BH7	55	30PL15	1.00	DF96	60
0Z4	55	6BA6	40	6K8G	50	12BY7	85	35A3	75	DK40	70
1A3	60	6BC8	90	6K8GT	55	12E1	35	35C5	80	DK92	1.00
1A6GT	55	6BE6	40	6LL	2.50	12J6GT	40	35D6	80	DK96	70
1A7GT	60	6BE6	70	6L6GC	70	12J7GT	70	35L6GT	80	DL96	60
1B3GT	55	6B16	65	6L7	60	12K7GT	1.50	35W4	55	DM70	80
1L4	60	6B7A	85	6L18	80	12K7GT	60	35Z3	80	DM71	1.75
1L5GT	75	6B7A	40	6L19	2.00	12K8	75	35Z4GT	70	DY87G	35
1N5GT	75	6B7R	1.00	6LD20	80	12Q7GT	60	35Z5GT	80	DY802	45
1R5	50	6BR8	1.25	6N7GT	70	12SCT	50	42	1.50	E80CC 2.50	
1S4	40	6B87	1.00	6Q7G	50	12SHT	65	43	1.25	E80CF 5.00	
1U4	70	6BW6	1.00	6Q7GT	50	12SH7	50	50B5	65	E80FP 2.50	
1U5	85	6B7W	65	6Q7M	65	12SHT	60	50C5	75	E80CC 1.20	
2D21	55	6BZ6	60	6R7G	70	12SQ7	60	50CPD6G	90	E92CC 70	
2GK5	75	6C4	40	6SA7	55	12SER7	75	1.20	E180F 1.15	E182CC	
2X2	70	6C5G	60	6SC7GT	75	14I7	75	50EH5	85	E182CC	
3A4	55	6C6	45	6S8G	70	14Y7	1.00	50GLT1.00	3.00		
3D6	40	6C9	2.00	6SH7	55	19A95	85	58A2	75	E188CC	
3Q4	80	6CB6A	50	6SK7	60	19G6	85	58A3	75	E1148	2.50
3Q6GT	70	6CD6G	1.60	6SK7GT	55	19H1	4.00	90A0	3.00	E1148	80
3S4	45	6C88A	90	6S7G	60	20D1	70	150B2	1.00	EA50	40
3V4	80	6CL6	75	6V6G	80	20P2	85	2155G	80	EA76	1.30
4CB6	75	6CL8A	95	6V6GT	55	20L1	1.20	807	1.10	EABCO8	40
5CG8	75	6CM7	1.00	6X4	45	20P1	1.00	1625	2.50	EAC91	55
5R4G	1.00	6CU5	90	6X5GT	45	20P3	1.00	1625	2.50	EAC91	55
5U4G	60	6D3	75	7B6	80	20P4	60	1625	1.20	EAF42	70
5V4G	60	6D7	80	7B7	80	20P5	60	1625	1.20	EAF42	70
6Y3GT	65	6DT6A	85	7H7	80	20P6	60	1625	1.20	EAF42	70
5Z3	1.00	6EW6	85	7R7	2.00	25A6G	70	1606	1.00	EB91	1.70
5Z4G	48	6E5	1.00	7Y4	80	25Y6G	60	7025	1.50	EB91	1.70
5Z4GT	55	6F1	80	7Z4	80	25Z4G	60	7193	80	EB91	1.70
6/30L2	79	6F6G	80	8D2	70	25Z5	75	9002	65	EBF83	45
6AG8	1.40	6F13	60	9D7	70	25Z6	60	9006	45	EBF89	60
6AK5	70	6F14	60	10C2	70	28P2	2.00	ACPEN	1.20	EBL21	2.00
6AG5	35	6F15	85	10DE7	80	30A5	55	ACPEN	60	EC86	94
6AG7	60	6F18	80	10F1	87	30C15	77	AL60	1.20	EC88	94
6AH6	70	6F23	85	10F9	65	30C17	77	ARP3	60	EC92	55
6AJ5	70	6F24	80	10F18	65	30C18	1.00	ATP4	50	EC93	2.00
6AK5	45	6F25	1.00	10LD11	75	30F5	70	AZ1	50	EC95	2.00
6AK5	70	6F28	74	10L13	80	30F13	70	Z31	60	EC90	90
6AM8A	70	6F32	70	10P14	2.00	30FL14	1.00	AZ41	50	EC81	84
6AN8	70	6G6G	60	12A6	85	30L15	75	B36	75	EC82	94
6AQ5	47	6GH8A	80	12AC6	80	30L17	70	BL63	2.00	EC83	94
6AR5	60	6GK5	75	12AD6	80	30P4MR	98	CL33	1.75	EC84	35
6AR5GT	1.00	6GK7	80	12AE6	80	30P12	74	CT1C	1.00	EC85	39
6AT6	40	6GJ2	30	12AT6	45	30P19	70	CY3	70	EC86	1.25
6AUB	40	6GJ3GT	60	12AT6	60	30P4	90	DAF91	85	EC88	51
6AV6	50	6J6	35	12AV6	60	30PL1	1.00	DAF96	80	ECCL89	80
6AW8A	84	6J7G	35	12BA6	50	30PL13	1.00	DC90	70	EC807	1.40

ECF80	50	EMM803	60	PC88	81	PY801	40	U403	80	AC177	32	BY100	21
ECF82	60	2.50	60	PC89	49	PZ30	50	U404	75	AC177	30	BY114	21
ECF86	80	EY51	45	PCF89	52	QQV03/10	2.00	U801	80	AC178	23	BY126	18
EOH21	2.00	EY81	45	PCF80	40	U4202	75	U4202	75	AC179	23	BY127	21
ECH35	1.80	EY83	80	PCF82	45	Q895/10	1.00	VF41	90	AC179	23	BY131	30
ECH42	71	EY84	1.20	PCF84	70	Q8150/15	1.00	VR105	50	AC179	23	BY132	30
ECH81	65	EY87	37	PCF86	65	QV06/20	1.80	VU111	1.00	AC178	21	BY133	30
ECH83	50	EY88	55	PCF200	1.20	QV06/20	1.80	VU120	1.00	AD140	42	PSY114	26
ECH84	50	EY91	50	PCF201	1.00	R19	3.50	VU133	1.00	AD149	58	PSY114	26
ECL80	45	EZ40	52	PCF801	49	UABCO8	45	W729	1.00	AD162	58	OA47	12
ECL82	40	EZ41	52	PCF802	54	UAF42	70	X41	1.00	AF114	30	OA70	18
ECL83	74	EZ63	38	PCF803	53	UBC41	50	X66	1.00	AF115	30	OA73	18
ECL84	65	EZ71	32	PCF804	53	UCC92	50	X66	1.00	AF115	30	OA73	18
ECL85	70	GY501	85	PCH20	50	UCC92	50	X66	1.00	AF115	30	OA73	18
ECL86	50	GZ32	60	PCF82	49	UBF81	55	Z769	5.85	AF117	32	OA79	11
EF22	1.00	GZ33	1.80	PCF83	49	UBF80	50			AF121	35	OA81	11
EF40	78	GZ34	75	PCF84	46	UBF89	39			AF124	38	OA81	11
EF41	75	GZ37	1.10	PCF85	54	UBF91	39			AF150	58	OA80	14
EF42	90	HABCO8	80	PCL805	80	UCN2	50	1N4744	1.6	AF186	64	OA91	11
EF72	1.75	HL23DD	68	PEN25	1.00	UCR84	60	2N404	21	BA115	18	OA95	11
EF80	29	HL41DD	68	PEN45	1.00	UCR85	45	2N966	61	BA116	21	OC44	12
EF83	1.25	HL42DD	68	PEN40D	1.00	UCR86	80	2N1766	58	BA129	14	OC45	13
EF85	36	HL42DD	68	PEN40D	1.00	UCR87	80	2N2147	98	BA130	32	OC46	13
EF86	46	HL42DD	68	PEN46	60	UCR88	42	2N2287	26	BA163	18	OC70	14
EF89	32	HL42DD	68	PEN48	60	UCR89	45	2N2369	16	BC107	14	OC71	13
EF91	50	HN309	1.70	PEN453DD	2.00	UCR90	42	2N3053	38	BC108	14	OC72	13
EF92	50	HVR2	1.00	PENDD	2.00	UCR91	57	2N3121	2.80	BC109	14	OC74	28
EF97	90	HVR2A1	0.00	PENDD	2.00	UCR92	48	2N3703	2.30	BC113	30	OC75	13
EF98	90	KT41	1.00	PENDD	2.00	UCR93	48	2N3709	2.30	BC115	18	OC76	13
EF182	36	KT66	3.00	PL120	1.00	UCR94	40	2N3719	2.30	BC116	18	OC77	38
EF184	36	KT81	2.00	PL38	50	UCR95	50	2N3720	2.30	BC118	26	OC78	18
EF190	45	KT88	6.75	PL36	60	UCR96	45	AA129	18	BC109	14	OC79	13
EL30	3.00	KT89	6.75	PL38	50	UCR97	40	AA129	18	BC110	14	OC80	13
EL31	3.00	KT89	6.75	PL38	50	UCR98	40	AA129	18	BC111	14	OC81	13
EL32	3.00	KT89	6.75	PL38	50	UCR99	40	AA129	18	BC112	14	OC82	13
EL33	3.00	KT89	6.75	PL38	50	UCR100	40	AA129	18	BC113	14	OC83	13
EL34	3.00	KT89	6.75	PL38	50	UCR101	40	AA129	18	BC114	14	OC84	13
EL35	3.00	KT89	6.75	PL38	50	UCR102	40	AA129	18	BC115	14	OC85	13
EL36	3.00	KT89	6.75	PL38	50	UCR103	40	AA129	18	BC116	14	OC86	13
EL37	3.00	KT89	6.75	PL38	50	UCR104	40	AA129	18	BC117	14	OC87	13
EL38	3.00	KT89	6.75	PL38	50	UCR105	40	AA129	18	BC118	14	OC88	13
EL39	3.00	KT89	6.75	PL38	50	UCR106	40	AA129	18	BC119	14	OC89	13
EL40	3.00	KT89	6.75	PL38	50	UCR107	40	AA129	18	BC120	14	OC90	13
EL41	3.00	KT89	6.75	PL38	50	UCR108	40	AA129	18	BC121	14	OC91	13
EL42	3.00	KT89	6.75	PL38	50	UCR109	40	AA129	18	BC122	14	OC92	13
EL43	3.00	KT89	6.75	PL38	50	UCR110	40	AA129	18	BC123	14	OC93	13
EL44	3.00	KT89	6.75	PL38	50	UCR111	40	AA129	18	BC124	14	OC94	13
EL45	3.00	KT89	6.75	PL38	50	UCR112	40	AA129	18	BC125	14	OC95	13
EL46	3.00	KT89	6.75	PL38	50	UCR113	40	AA129	18	BC126	14	OC96	13
EL47	3.00	KT89	6.75	PL38	50	UCR114	40	AA129	18	BC127	14	OC97	13
EL48	3.00	KT89	6.75	PL38	50	UCR115	40	AA129	18	BC128	14	OC98	13
EL49	3.00	KT89	6.75	PL38	50	UCR116	40	AA129	18	BC129	14	OC99	13
EL50	3.00	KT89	6.75	PL38	50	UCR117	40	AA129	18	BC130	14	OC100	13
EL51	3.00	KT89	6.75	PL38	50	UCR118	40	AA129	18	BC131	14	OC101	13
EL52	3.00	KT89	6.75	PL38	50	UCR119	40	AA129	18	BC132	14	OC102	13
EL53	3.00	KT89	6.75	PL38	50	UCR120	40	AA129	18	BC133	14	OC103	13
EL54	3.00	KT89	6.75	PL38	50	UCR121	40	AA129	18	BC134	14	OC104	13
EL55	3.00	KT89	6.75	PL38	50	UCR122	40						

RETURN OF POST MAIL-ORDER SERVICE

R.C.S. 100 watt MIXER/AMPLIFIER ALL VALVE CHASSIS



Four inputs. Four way mixing, master volume, treble and bass controls. Suits all speakers. This professional quality amplifier chassis is suitable for all groups, disco, P.A., where high quality power is required. 5 speaker outputs. A/C mains operated. Slave output. Produced by demand for a quality valve amplifier. Send for details. Suitable carrying cabinet £14. Price **£85** carr. £2 50

ANOTHER R.C.S. BARGAIN!

ELAC 9 + 5in. HI-FI SPEAKER TYPE 59RM

This famous unit now available, 10 watts, 8 ohm.

Price **£3.25** Post 40p



8" ELAC HI-FI SPEAKER

Dual cone plasticised roll surround. Large ceramic magnet. 50-16,000 cps. Bass resonance 55 cps. 8 ohm impedance. 10 watts. Price **£4.45** Post 40p

10in round **£5.50.**

TEAK VENEER HI-FI SPEAKER CABINETS

MODEL "A". 20 x 13 x 12in. For 12 in. dia. or **£13.50** Post 50p

10in. speaker. Illustrated

MODEL "B". For 13 x 8in. or **£7.50** Post 8in. speaker 75p

R.C.S. ROSEWOOD SPEAKERS

Size 12in. x 9in. x 5in. Response 50 to 14,000 cps. 8 watts rms 8 or 16 ohms. Price **£12 pair** Post 75p

LOUDSPEAKER CABINET

Wadding 18in. wide, 20p ft.

GOODMANS CONE TWEETER

3 1/2in. diam. 18,000 C.P.S. 25 WATTS 8Ω **£3.25**
8 inch woofer 15 watts 20-75.

BARGAIN 4 CHANNEL TRANSISTOR MONO MIXER. Add musical highlights and sound effects to recordings. Will mix Microphone, records, tape and tuner with separate controls into single output. 9 volt **£5.75** battery operated.

STEREO VERSION OF ABOVE 27-50.

BARGAIN 3 WATT AMPLIFIER. 4 Transistor Push-Pull Ready built with volume, treble and bass controls. 18 volt battery operated. Mains Supply 22-95. **£3.95**

THE "INSTANT" BULK TAPE ERASER & HEAD DEMAGNETISER. suitable for cassettes, and all sizes of tape reels. A.C. mains 200/240V. Leaflet S.A.E. **£4.25** Post 40p

WAFER HEATING ELEMENTS

OFFERING 1001 USES for every type of heating and drying applications in the home, garage, greenhouse, factory (available in manufacturing quantities). Approx. size 10 1/2 x 8 1/2 x 1/4 in. Operating voltage 200/260V. a.c. 250 watts approx. Printed circuit element enclosed in asbestos fitted with connecting wires. Completely flexible providing safe Black heat. British-made for use in photocopiers and print drying equipment.

Ideal for home handyman and experimenters. Suitable for Heating Pads, Food Warmers, Convector Heaters, etc. Must be clamped between two sheets of metal or asbestos, etc., to make efficient clothes dryers, towel rails—ideal for airing cupboards. Ideal for anti-rust device for the garage—preventing frozen radiators or acting as oil sump heater. Use in greenhouse for seed raising and plant protection. Invaluable aid for bird houses, incubators, etc., etc. Can be used in series for lower heat. Or in parallel for higher heat applications.

ONLY 40p EACH (FOUR FOR £1.50)

ALL POST PAID—Discounts for quantity.

BAKER MAJOR 12" £14.95



Post £1
30-14,500 c/s, 12in. double cone, woofer and tweeter cone together with a BAKER ceramic magnet assembly having a flux density of 14,000 gauss and a total flux of 145,000 Maxwells. Bass resonance 40 cps rated 25 watts. NOTE: 3 or 8 or 15 ohms must be stated.

Module kit, 30-17,000 c/s with tweeter, crossover, baffle and instructions. **£18.95**

Please state 3 or 8 or 15 ohms. Post £1-60

BAKER SPEAKERS "BIG SOUND"

Robustly constructed to stand up to long periods of electronic power. As used by leading groups. Useful response 30-13,000 cps. Bass resonance 55 cps.

GROUP "25"

12in 30 watt 8, 8 or 15 ohms.

£11.95

Post £1

GROUP "35"

12in 40 watt 8, 8 or 15 ohms.

£13.95

Post £1

GROUP "50/12"

12in 60 watt professional model. 8 ohm or 15 ohms. With aluminium pressure dome. Post £1-60

£20.95

GROUP "50/15"

15in 75 watt 8 or 15 ohms.

£24.95

post £1-60

BAKER 150 WATT

QUALITY

TRANSISTOR

MIXER/AMPLIFIER

Professional amplifier using advanced circuit design. Ideal for disco, groups, P.A. or musical instruments. 4 inputs 4 way mixing. Master, treble, bass and volume controls. 3 speaker output sockets to suit various combinations of speakers. 4 to 16 ohm. Slave output. A/C mains. Guaranteed. Details S.A.E. 150w SLAVE 260

Latest 50 watt Model **£49** **£68** Carr. £1-00

100 WATT DISCO AMPLIFIER CHASSIS

MADE BY JENNINGS MUSICAL INSTRUMENTS **£52**
4 speaker outputs, vol., treble, bass controls
CAN BE USED AS 100WATT SLAVE Carr. £1

B.S.R. SINGLE PLAYER DECK

3 speed. Plays all size records. Stereo Cartridge. **£13.50**
Cueing. Ideal Disco Deck. Post 75p

QUALITY LOUDSPEAKER ENCLOSURE

Teak veneered 3/4in thick wood cabinet. Size 18 1/2 x 18 1/2 x 8 1/2 in. Weight 23lb. This cabinet features a wide mesh Silver Grill covering a separate compartment for mounting Tweeters or Mid-Range Horns. The fully sealed bass compartment is cut out for 6 1/2 in. Woofer 25-95. Rosewood Version 28-95. Carr. £1 60. Baffle could be cut for larger speaker.

P.W. SOUND TO LIGHT DISPLAY

Complete kit of parts with R.C.S. printed circuit. Three channels. 600 to 1,000 watts each. As featured in Practical Wireless. Price **£12.50**
Cabinet extra 28.

8 inch PHILIPS LOUDSPEAKER

4 ohm. 4 watt. ceramic magnet **£1.95**
General purpose replacement unit.

MAINS TRANSFORMERS Post 60p

8 VOLT 1 AMP. £1.00 8 AMP. £1.40
12 VOLT 800 MA. £1.00 750 MA. £1.30
30 VOLT 5AMP. AND 34 VOLT 2AMP. G.T. 28.45
20 VOLT 1 AMP. £1.75 1 AMP. £2.00 3 AMP. £2.20
20-0-20 VOLT LAMP. 28 30 VOLT 1 1/2 AMP. £1.75
40 VOLT 2 AMP. £2.95. 0-20-40-60 VOLT 1 AMP. 23-50

E.M.I. TAPE MOTOR

4 pole, 240 v. Size 8 1/2 x 2 1/2 in. 1200 rpm. Spindle 1/4 in. diameter. 75v version 21. **£1.85** Post 45p

E.M.I. GRAM MOTOR

240V a.c. 2,400 rpm 2-pole. Size 2 1/2 x 2 1/2 in. Gollaro gram motor 120v. 75p. **£1.25** Post 35p

BAKER DISCO SPEAKERS HIGH QUALITY—BRITISH MADE


2 x 12" CABINETS

for Disco or PA all fitted with carrying handles and corners. Black finish. Other cabinets in stock. SAE For leaflet

50 WATT R.M.S. £50
Carr. 28

70 WATT R.M.S. £55
Carr. 28

100 WATT R.M.S. £69
Carr. 24



1 x 15" + 1 x 12" 100 WATT CABINET
Size 36" x 24" x 15" **£75.00.** Carr. **£5**

Ideal for Disco, Ogran or PA work. High quality. Full range.

"SUPERB HI-FI"

12in 25 watts

A high quality loudspeaker, its remarkable low cone resonance ensures clear reproduction of the deepest bass. Fitted with a special copper drive and concentric tweeter cone resulting in full range reproduction with remarkable efficiency in the upper register. Bass Resonance 25cps Flux Density 16,500 gauss Useful response 20-17,000cps 8 or 15 ohms models.

£21.95 Post £1-60

"AUDITORIUM"

12in. 35 watts

A full range reproducer for high power, Electric Guitars, public address, multi-speaker systems, electric organs. Ideal for Hi-Fi and Discotheques. Bass Resonance 35cps Flux Density 15,000 gauss Useful response 25-16,000cps 8 or 15 ohms models.

£20.95 Post £1-60

"AUDITORIUM"

15in. 45 watts

A high quality loudspeaker of exceptional quality with a low response to above 3,000 cps. Ideal for Public Address, Discotheques. Electronic instruments and the home Hi-Fi. Bass Resonance 35cps Flux Density 15,000 gauss Useful response 20-14,000cps 8 or 15 ohms models.

£24.95 Post £1-60

Loudspeaker Cabinet Wadding 18in wide, 20p per ft.

Hi-Fi Enclosure Manual containing plans, designs, crossover data and cubic tables, 68p

RADIO COMPONENT SPECIALISTS 337 WHITEHORSE ROAD, CROYDON

Open 9—6 Wed. 9—1 Sat. 9—5 (Closed for lunch 1.15—2.30)
Access & Barclay cards welcome. Rail Selhurst. Tel. 01-684 1665

Minimum post 30p. Components Lists 10p. *Practical Wireless, February 1977*

SEMICONDUCTORS

from
LYNX ELECTRONICS (LONDON) LTD.

THYRISTORS

PIV	8A	1A	3A	4A	6A	8A	10A	15A
(TO220)	(TO5)	(C106)	(TO220)	(TO220)	(TO220)	(TO220)	(TO220)	(TO64)
50	0-20*	0-25	0-35	0-32	0-41	0-42	0-47	0-96
100	0-25*	0-25	0-40	0-37	0-47	0-48	0-54	1-02
200	0-27*	0-35	0-45	0-40	0-58	0-60	0-68	1-14
400	0-30*	0-40	0-50	0-45	0-87	0-88	0-98	1-40
600	—	0-65	0-70	—	1-09	1-19	1-26	1-80

TRIACS (PLASTIC TO-220 PKGE ISOLATED TAB)

	4A		6-5A		8-5A		10A		15A	
	(a)	(b)	(a)	(b)	(a)	(b)	(a)	(b)	(a)	(b)
100V	0-60	0-60	0-70	0-70	0-78	0-78	0-83	0-83	1-01	1-01
200V	0-64	0-64	0-75	0-75	0-87	0-87	0-87	0-87	1-17	1-17
400V	0-77	0-78	0-80	0-83	0-97	0-91	1-13	1-19	1-70	1-74
600V	0-96	0-99	0-87	1-01	1-21	1-25	1-42	1-50	2-11	2-17

N.B. Triacs without internal trigger diac are priced under column (b). Triacs with internal trigger diac are priced under column (a). When ordering please indicate clearly the type required.

OPTOELECTRONICS

Displays	Discretes	
704	0-95	0-13
707	0-95	0-20
727	1-95	0-2
728	1-95	0-2
747	1-85	0-14
750	1-85	0-10

Special Offer

Red Led
TIL209
10p

TTL

74 Series Plastic

7400	0-16
7401	0-16
7402	0-16
7403	0-16
7404	0-18
7405	0-18
7406	0-51
7407	0-18
7408	0-18
7409	0-18
7410	0-16
7411	0-25
7413	0-25
7414	0-72
7415	0-43
7417	0-43
7420	0-16
7422	0-38
7423	0-40
7425	0-30
7427	0-49
7428	0-53
7430	0-16
7432	0-37
7433	0-49
7437	0-35
7438	0-35
7440	0-16
7441	0-16
7442	0-65
7445	1-50
7446	2-55
7447	0-81
7448	0-81
7450	0-85
7451	0-16
7453	0-18
7454	0-18
7460	0-18
7470	0-32
7472	0-26
7473	0-30
7474	0-32
7475	0-47
7476	0-36
7480	0-95
7481	1-26
7482	0-75
7483	1-12
7484	0-85
7485	1-25
7486	0-32
7489	2-92
7490	0-45
7491	0-68
7492	0-57
7493	0-45
7494	0-35
7495	0-67

ITT BRANDED TRANSISTORS

Type BSY65. Med Voltage High gain NPN. To-18. Similar to BC107/8/9.

5 pcs for 0-35.
25 pcs for 1-20.
100 pcs 3-50.

LINEAR ICs

LINEAR	ICs	
7410	0-16	307
7411	0-25	390
7413	0-25	555
7414	0-72	565
7415	0-43	565
7417	0-43	566
7420	0-16	567
7422	0-38	709
7423	0-40	741
7425	0-30	741
7427	0-49	748
7428	0-53	3900
7430	0-16	CA3045
7432	0-37	CA3046
7433	0-49	CA3130
7437	0-35	MC1304
7438	0-35	MC1304
7440	0-16	MC1307P
7441	0-16	MC1458P
7442	0-65	MC1496L
7445	1-50	SN75324
7446	2-55	SN75451
7447	0-81	SN75451
7448	0-81	SN75452
7450	0-85	TAA300
7451	0-16	TAA310A
7453	0-18	TAA550
7454	0-18	TAA61B12
7460	0-18	TBA530

CARBON FILM RESISTORS

1W	E24SER	0-015
1/2W	E24SER	0-02

TO-3 NPN POWER TRANSISTORS

FULLY TESTED BUT UN-MARKED. SIMILAR TO 2N3055 EXCEPT V_{CEO} > 50V HFE > 20 @ 3 Amps.

5 pcs for £1-80
10 pcs for £1-80
20 pcs for £3-40
50 pcs for £7-50
100 pcs for £13-00



REGULATORS

723	0-45
1 amp Plastic	
7805	1-50
7812	1-50
7815	1-50
7818	1-50
LM340-5	1-35
LM340-12	1-35
LM340-15	1-35
LM340-18	1-35

SPECIAL OFFER

LM309K
1A TO3 5V
£1-25

IC SOCKETS

8 Pin	0-16
14 Pin	0-10
16 Pin	0-11
24 Pin	0-45
40 Pin	0-80

TO3 HARDWARE INCLUDING

1 Mica - 2 washers
Solder Tag
2 Nuts/Bolts
Washers
50 sets for 65p

TRANSISTORS, DIODES, RECTIFIERS

AC126	0-15	BD181	0-86	OA90	0-08
AC127	0-16	BD182	0-92	OA91	0-08
AC128	0-13	BD183	0-97	OC41	0-15
AC128K	0-25	BD232	0-60*	OC42	0-15
AC141	0-18	BD233	0-48*	OC44	0-12
AC141K	0-28	BD237	0-55*	OC45	0-10
AC142	0-18	BD238	0-60*	OC70	0-10
AC142K	0-28	BD239	1-20	OC71	0-10
AC176	0-16	BDY20	0-60	OC72	0-22
AC176K	0-25	BDY38	0-60	OC84	0-14
AC187	0-18	BDY60	0-60	SC40A	0-73
AC187K	0-25	BDY61	0-65	SC40B	0-81
AC188	0-18	BDY62	0-55	SC40D	0-98
AC188K	0-25	BF178	0-28	SC40F	0-65
AD140	0-50	BF179	0-30	SC41A	0-85
AD142	0-50	BF194	0-10*	SC41B	0-70
AD143	0-46	BF195	0-10*	SC41D	0-85
AD149	0-45	BF196	0-12*	SC41F	0-60
AD161	0-35	BF197	0-12*	ST2	0-20
AD162	0-35	BF224J	0-18*	TIP29A	0-44
AL102	0-33	BF230	0-17*	TIP30A	0-52
AL103	0-83	BF257	0-30*	TIP31A	0-54
AF114	0-20	BF258	0-35	TIP32A	0-64
AF115	0-20	BF337	0-32	TIP34	1-05
AF116	0-20	BFW60	0-17*	TIP41A	0-68
AF117	0-20	BFX29	0-26	TIP42A	0-72
AF118	0-50	BFX30	0-26	IN2069	0-14
AF119	0-37	BFX84	0-23	IN2070	0-16
AF239	0-37	BFX85	0-25	IN4001	0-04*
BC107	0-09	BFX88	0-20	IN4002	0-06*
BC107B	0-09	BFY50	0-20	IN4003	0-06*
BC108	0-09	BFY51	0-18	IN4004	0-07*
BC109	0-09	BFY52	0-19	IN4005	0-08*
BC109C	0-12	BFY53	0-35	IN4006	0-09*
BC117	0-19*	BFY90	0-65	IN4007	0-10*
BC125	0-18*	BR100	0-20	2N696	0-14
BC126	0-20*	BFY39	0-40	2N697	0-12
BC141	0-28*	BSX19	0-16	2N708	0-10
BC142	0-23	BSX20	0-18	2N929	0-14
BC143	0-23	BSX21	0-20	2N930	0-14
BC144	0-30	BSY95A	0-12	2N1131	0-15
BC147	0-09*	BT106	1-00	2N1132	0-16
BC148	0-09*	BT107	1-60	2N1304	0-45
BC149	0-09*	BT108	1-60	2N1305	0-45
BC152	0-25*	BT109	1-00	2N1711	0-18
BC153	0-18*	BT116	1-00	2N2102	0-44
BC157	0-09*	BU105	1-80*	2N2369	0-14
BC158	0-09*	BU105/021-90*		2N2699A	0-14
BC159	0-09*	BU126	1-60*	2N2484	0-16
BC160	0-32	BU204	1-60*	2N2646	0-30
BC161	0-38	BU208	2-60*	2N2905	0-18
BC168B	0-09*	BY206	0-15	2N2905A	0-22
BC182	0-11*	BY207	0-20*	2N2926R	0-10*
BC182L	0-11*	BYX36-		2N2926G	0-09*
BC183	0-10*	300	0-12*	2N2926V	0-09*
BC183L	0-10*	600	0-15*	2N2926G	0-10*
BC184	0-11*	900	0-18*	2N3053	0-15
BC184L	0-11*	1200	0-21*	2N3054	0-40
BC207B	0-12*	BYX38-		2N3055	0-50
BC212	0-11*	300	0-50	2N3440	0-56
BC212L	0-11*	600	0-55	2N3442	1-20
BC213	0-12*	900	0-60	2N3525	0-50
BC213L	0-12*	1200	0-65	2N3570	0-80
BC214	0-14*	BZX61 Series		2N3702	0-10*
BC214L	0-14*	Zeners	0-20	2N3703	0-10*
BC237	0-16*	BZX83 or		2N3704	0-10*
BC238	0-16*	BZX68		2N3705	0-10*
BC300	0-34	Series		2N3706	0-10*
BC301	0-32	Zeners	0-11	2N3707	0-10*
BC323	0-60	C106A	0-40	2N3714	1-05
BC327	0-13*	C106B	0-45	2N3715	1-15
BC328	0-16*	C106D	0-50	2N3718	1-25
BC337	0-17*	C106F	0-35	2N3771	1-60
BC338	0-17*	CRS1/05	0-25	2N3772	1-60
BCY30	0-55	CRS1/100-25		2N3773	2-10
BCY31	0-55	CRS1/200-35		2N3819	0-28*
BCY32	0-60	CRS1/400-40		2N3904	0-16*
BCY33	0-55	CRS1/600-65		2N3906	0-11*
BCY34	0-55	CRS3-05	0-34	2N4124	0-14
BCY38	0-51	CRS3-20	0-50	2N4290	0-12
BCY39	1-15	CRS3-200-50		2N4348	1-20
BCY70	0-12	CRS3-400-60		2N4670	0-35*
BCY71	0-18	CRS3-600-85		2N4871	0-35*
BCY72	0-12	MJ480	0-80	2N4919	0-40*
BD015	0-65	MJ481	1-05	2N4920	0-50*
BD131	0-36	MJ490	0-90	2N4922	0-58*
BD132	0-40	MJ491	1-15	2N4923	0-64*
BD135	0-36	MJE340	0-40*	2N5060	0-20*
BD136	0-39	MJE371	0-60	2N5061	0-25*
BD137	0-40	MJE520	0-45	2N5062	0-27*
BD138	0-48	MJE521	0-55	2N5064	0-30*
BD139	0-58	OA5	0-50*	2N5496	0-65

H.A.C. SHORT-WAVE KITS



Famous for over 35 years for Short-Wave Equipment of quality. "H.A.C." were the Original suppliers of Short-Wave Receiver Kits for the amateur constructor. Special offer AR6 valves—70p each.

1977 "DX" RECEIVER

Complete kit—Price £6-60 (incl. p. & p. & V.A.T.). Customer writes: "I think the performance is astonishing for such an inexpensive and foolproof kit. I would wholeheartedly recommend this kit to anyone, however inexperienced, as an antidote to TV-itis, and as an entry into a fascinating hobby".

This kit is ready to assemble and contains all genuine short-wave components, drilled chassis, valve, accessories and full instructions. Full range of other S.W. kits, including the famous model "K plus" (illustrated above). All orders despatched within 7 days. Send now for free descriptive catalogue of kits and components. Send stamped envelope for details.

"H.A.C." SHORT-WAVE PRODUCTS
P.O. Box No. 16, 10 Windmill Lane
Lewes Road, East Grinstead, Sussex
RH19 3SN



Whether professional student, teacher or amateur a CROFTON module is the answer

CROFTON don't just sell kits, we offer you a technical back up service to ensure your success

Apart from our popular C.C.T.V. Camera Kits we are launching a range of ready built, tested, and guaranteed electronic modules both for trade and end user. The ultimate range will be extensive. Some of the existing modules available are—

- E.T.I. Master Mixer
- E.T.I. Electronic Ignition
- Wide range R.F. Wobulator
- E.T.I. Digital Voltmeter

J. BIRKETT

Radio Component Suppliers

25 The Strait, Lincoln, LN2 1JF

Telephone: 20767

- 6 ASSORTED 10X 80 Metre CRYSTALS for £2.16.
- ITT 10.7 MHz CRYSTAL FILTERS B.V. ± 15 KHz @ £4 each.
- FT 243 CRYSTALS 8040, 8100 KHz, @ 75p each. 7620, 7720, 7966-7, 8233-3, 8300, 8366-7, 8483-3, 8583-3, 8650 KHz at 40p each
- 10 BF 224 600 MHz NPN TRANSISTORS for 57p.
- 10 2N 706 NPN TRANSISTORS for 57p.
- 100 ASSORTED MULLARD C 280 CAPACITORS @ 57p.
- 50 BC 107-8-9 TRANSISTORS Untested for 57p.
- 3 TEXAS POWER PNP DARLINGTON TIP117 for £1.
- 3 TEXAS PLASTIC TO3 NPN 2 Amp 800 Volt TRANSISTORS @ 85p.
- 50 AC 128 TRANSISTORS Marked but Untested @ 57p.
- 6 P CHANNEL FETs like 2N 3819 @ 75p.
- 20 ASSORTED TUNING VARACTOR DIODES Untested @ 45p
- 3 PLASTIC SC.R's 400 PIV 6 Amp for 75p.
- 5 GENERAL PURPOSE UNIJUNCTION TRANSISTORS for 75p.
- 1 QUAD AMPLIFIER LM 3900 with data @ 60p.
- 50 ASSORTED TRANSISTOR ELECTROLYTICS @ 57p.
- 3 PLASTIC TRIACS 400 PIV 6 Amp for £1.10.
- 4 DUAL GATE MOS FET's like 40673 at 4 for £1.10.
- 10 BC 212 TRANSISTORS for 57p.
- 1 3/4" Dia SUB-MINIATURE 8 Ohm LOUDSPEAKERS 3" Depth @ 75p.
- TUNING CAPACITORS 500+500+17+17pF with S.M. Drive @ 38p, 250+250pF with SM Drive @ 38p.
- 10,000uf 16.v.v. ELECTROLYTIC CAPACITORS size 3 3/8" - 1 3/16" @ 4 for 50p.
- AUDIO AMPLIFIER I.C.'s SN 7600IN @ 50p, TBA 611B @ 65p, TBA 641B @ 80p, LM 380 @ 80p, SN 76013ND @ £1, TBA 800 @ 85p
- 5 MHz 10X TYPE CRYSTALS for 50p.
- 100 ASSORTED SUB-MINIATURE DISC CERAMICS 50v.v. 3.3pF to .01uf @ 57p.
- .0005uf 75k.v.v. VISCONEL CAPACITORS @ 50p each.
- BLOCK PAPER CAPACITORS 12uf 350v.v. @ 50p each.
- 80pF WIDE SPACED TRANSMITTING CAPACITORS @ £1.85.
- PRACTICAL ELECTRONIC CONSTRUCTION BOOKS, "Electronic Projects" @ 75p, "Transistor Test Gear" @ 75p, "Transistor Short Wave Receivers" @ 60p. Special Offer of the Three Books @ £1.60.
- Please add 20p post and packing on orders under £2.
- Overseas orders at cost.

AMBIT international (dept 85)


The Dynamic Twosome: Signalmaster/Audiomaster

After long and thorough deliberation, we are proud to announce a new unit from Larsholt - the Audiomaster. As ever, the instructions are designed to lead the unwary and the inexperienced through point-to-point steps that culminate in a professionally styled and finished amplifier to complement the Signalmaster FM tuner. Price £79.00




Power: 2.5+25W RMS
THD: Less than 0.3%
Dynamic range: an exceptional 80dB (Signalmaster shown on top of the Audiomaster)

The Signalmaster Mk.8 is equally simple to assemble, and results reflect the superb Scandinavian styling and careful electronic engineering. £85.00.



International Mk.2:
A choice of tuners for the more experienced constructors.

A chassis, cabinet and front panel designed to be used with a variety of electronics inside. The standard set, with the Larsholt 7253 varicap FM tuner set, plus all necessary parts to complete costs £65.00. Alternative modules for the signal processing stages are available for the more advanced F.M. radio enthusiast/constructor. (EF5800/7030/91196)



From left to right, the EF5800 6 circuit varicap FM tunerhead. Two MOS RF stages, both with AGC control, and an ultra stable oscillator. Next the 7030 Linear Phase 10.7MHz IF. Distortion 0.08%, muting, AGC, meter, auto stereo switch outputs. Finally the new 91196 mpx decoder and combined birdy filter. Mono THD 0.05%, stereo sep. 55dB at 1kHz, 42dB at 10kHz - the best decoder module yet. EF5800.....£14.50 7030.....£10.95 91196.....£12.99 (Built).

Overall performance of the three modules when correctly assembled: 30dB S/N at 0.85uV input. 60dB at 5uV. THD 0.09%. AFC holds THD below 0.2% over 400kHz if required. AGC effective over a 90dB range. Image rejection -90dB. Noise floor -73dB.

- Components: Coils, ICs Filters, etc.
- | | |
|---------------------------------|--------------------------------------|
| Radio ICs: (and modules) | Coils and filters:- |
| CA3089E/HA137W FM 1.94 | AM IF's TOKO |
| CA3090AG mpx 3.75 | YRCS/VHCS types(10mm) 0.30 |
| MC1310/KB4400 mpx 2.20 | 7MCS types (7mm) 0.30 |
| HA1196 mpx 4.20 | FM IF's:- |
| HA1197 AM radio 1.40 | KACS/KALS types(10mm) 0.33 |
| TBA120AS FM IF 1.00 | 94A types (10mm) 0.30 |
| TBA651 AM radio 1.81 | AM filters:- |
| uA720/CA3123E AM rad 1.40 | CFT type ceramic (455) 0.55 |
| LM380N 2W Audio 1.00 | CFU type ceramic (470) 0.60 |
| TBA810AS 7W Audio 1.09 | SFD470 types (470) 0.75 |
| TCA940 10W Audio 1.80 | FM filters:- |
| TDA2020 20W Audio 2.99 | CFS/SFE ceramic (10.7) 0.50 |
| LM381N stereo Preamp 1.81 | SFE5MA (TV sound) 0.80 |
| LM3900 Quad amp 0.68 | 3132 linear phase 2.25 |
| 78M12-20-24 volt reg ea:1.20* | MPX 19&38kHz notch |
| NE550A variable reg 0.80* | BLR3107 (4k7 imp) 1.75 |
| TAA550B varicap reg 32v0.50* | BLR2007 (3k3 imp) 1.75 |
| NE560/2B PLL IC ea:2.50 | 23 or 36MHz chokes 0.33 |
| NE561B PLL IC ea:2.50 | Tunerheads: (& tunersets) |
| NE565A/567V PLL ea:2.50 | EF5600 5 gang varicap 12.80 |
| 810k kit for TBA810 amp2.75 | EC3302 3 gang varicap 5.50 |
| 2020k kit for 2020 amp 9.35 | 8319 (Larsholt) 12.00 |
| 92310 kit for mpx decoder 5.35 | 7252 tuner set complete 26.00 |
| 7020 kit for 3089 FM IF 6.65 | 7253 stereo tuner set 26.00 |
| 971197 kit for varicap AM | Standard transistors also kept in |
| radio tuner 9.65 | stock - see lists for further detail |
| 7700 built TV sound tuner 27.00 | and price information. |

Terms: Vat extra, 12.5% unless marked *, which is 8%, all complete tuners require £3.00 for packing and carriage. The standard P&P rate remains at 22p per order. Catalogue 40p. Phone (0277) 216029 (After 3pm please). SAE for free price lists.

Write to: 37a High Street
Brentwood, Essex: CM14 4RH

LOW, LOW PRICES ON BRANDED COMPONENTS.



- All 'big name' manufacturers
- Same day service
- Money back guarantee

CD4001A	1.19	CD4002A	1.19	CD4003A	1.19	CD4004A	1.19	CD4005A	1.19	CD4006A	1.19	CD4007A	1.19	CD4008A	1.19	CD4009A	1.19	CD4010A	1.19	CD4011A	1.19	CD4012A	1.19	CD4013A	1.19	CD4014A	1.19	CD4015A	1.19	CD4016A	1.19	CD4017A	1.19	CD4018A	1.19	CD4019A	1.19	CD4020A	1.19	CD4021A	1.19	CD4022A	1.19	CD4023A	1.19	CD4024A	1.19	CD4025A	1.19	CD4026A	1.19	CD4027A	1.19	CD4028A	1.19	CD4029A	1.19	CD4030A	1.19	CD4031A	1.19	CD4032A	1.19	CD4033A	1.19	CD4034A	1.19	CD4035A	1.19	CD4036A	1.19	CD4037A	1.19	CD4038A	1.19	CD4039A	1.19	CD4040A	1.19	CD4041A	1.19	CD4042A	1.19	CD4043A	1.19	CD4044A	1.19	CD4045A	1.19	CD4046A	1.19	CD4047A	1.19	CD4048A	1.19	CD4049A	1.19	CD4050A	1.19	CD4051A	1.19	CD4052A	1.19	CD4053A	1.19	CD4054A	1.19	CD4055A	1.19	CD4056A	1.19	CD4057A	1.19	CD4058A	1.19	CD4059A	1.19	CD4060A	1.19	CD4061A	1.19	CD4062A	1.19	CD4063A	1.19	CD4064A	1.19	CD4065A	1.19	CD4066A	1.19	CD4067A	1.19	CD4068A	1.19	CD4069A	1.19	CD4070A	1.19	CD4071A	1.19	CD4072A	1.19	CD4073A	1.19	CD4074A	1.19	CD4075A	1.19	CD4076A	1.19	CD4077A	1.19	CD4078A	1.19	CD4079A	1.19	CD4080A	1.19	CD4081A	1.19	CD4082A	1.19	CD4083A	1.19	CD4084A	1.19	CD4085A	1.19	CD4086A	1.19	CD4087A	1.19	CD4088A	1.19	CD4089A	1.19	CD4090A	1.19	CD4091A	1.19	CD4092A	1.19	CD4093A	1.19	CD4094A	1.19	CD4095A	1.19	CD4096A	1.19	CD4097A	1.19	CD4098A	1.19	CD4099A	1.19	CD4100A	1.19
---------	------	---------	------	---------	------	---------	------	---------	------	---------	------	---------	------	---------	------	---------	------	---------	------	---------	------	---------	------	---------	------	---------	------	---------	------	---------	------	---------	------	---------	------	---------	------	---------	------	---------	------	---------	------	---------	------	---------	------	---------	------	---------	------	---------	------	---------	------	---------	------	---------	------	---------	------	---------	------	---------	------	---------	------	---------	------	---------	------	---------	------	---------	------	---------	------	---------	------	---------	------	---------	------	---------	------	---------	------	---------	------	---------	------	---------	------	---------	------	---------	------	---------	------	---------	------	---------	------	---------	------	---------	------	---------	------	---------	------	---------	------	---------	------	---------	------	---------	------	---------	------	---------	------	---------	------	---------	------	---------	------	---------	------	---------	------	---------	------	---------	------	---------	------	---------	------	---------	------	---------	------	---------	------	---------	------	---------	------	---------	------	---------	------	---------	------	---------	------	---------	------	---------	------	---------	------	---------	------	---------	------	---------	------	---------	------	---------	------	---------	------	---------	------	---------	------	---------	------	---------	------	---------	------	---------	------	---------	------	---------	------	---------	------	---------	------	---------	------

Terms - two, add 8% VAT on Cos/Mos and 12% VAT on Transistors, Diodes etc. plus 15p postage and packing. Rosebank Parade, Plough Road, Yateley, Camberley, Surrey. Tel: 0252 871388.

ROVNSGEM LTD.

Practical Wireless, February 1977



TRAMPUS ELECTRONICS LTD

58-60 GROVE RD.
WINDSOR, BERKS.
SL4 1HS.
TEL 54525

ADD 8% VAT TO PRICES MARKED *
ADD 12 1/2% TO ALL OTHER PRICES.
OR AS CURRENT VAT LEGISLATION
SEND C.W. (EXCEPT GOVT DEPT)
POST & PACKING 20P FOR THE U.K.
BARCLAYCARD & ACCESS BY POST
OR £5 MIN ON TELEPHONE ORDERS.
NEW CATALOGUE LIST FREE S.A.E.
MONEY BACK IF NOT SATISFIED.

FAST SERVICE



NORMALLY 24 HOURS
ON EX STOCK ITEMS



SEVEN SEGMENT LED DISPLAYS
BRIGHT DL707 COM ANODE &
DL704 COM CATH. 0.3" £1*
DL747 0.6" JUMBO CA £1.25*

DIGITAL CLOCK IC 51224 £4*
ZENON STROBE TUBES £4 & £7*

RED LEDS 10P.

RED LEDS 209 STYLE 0.125"
OR 0.2" DIA. NO CLIP-10P*

TYL209 RED LED & CLIP 12p*
BIG 0.2" RED LED " 14p*
GREEN OR ORANGE LEDS 29p*
ORP12 54p*2N5777/OC71 34p*

TRAMPUS
THE GREAT
BRITISH
DISTRIBUTOR



INDUSTRIAL, EDUCATIONAL, TRADE
& EXPORT SUPPLIED, SEND FOR
OUR FREE CATALOGUE LIST SAE
MANUFACTURERS EXCESS STOCKS
PURCHASED, DISCOUNTS 10% OFF
100 sp, 15% OFF 1000 sp, ...

TOP DISCOUNTS.

INTEGRATED CIRCUITS

555 TIMER	34p*	LM380(80723) £1
556 2 x 555	90p*	LM381 Preamp £2
703 RF/IF AMP	29p*	LM3900 4xOPA 53p*
709 T099 or DIL26p		MC1303 2xPre £2
710 DIL14	35p*	MC1310 stereo £2
723 Regulator	44p*	MC1312P SQ £1.70
741 DIL 8pin	21p*	MC1330 75p
741 DIL 14pin	31p*	MC1339 Preamp £2
741 T099	33p*	MFC4000B I/W 72p
747 DUAL 741	69p*	MFC6030 £1
748 DIL 8 pin	32p*	NE536 FETOPA £2*
7805 5V1A+reg £1.35*		NE540 or 550 £2*
7812 & 7815ea £1.40*		NE555 TIMER 34p*
78013 5W AF £1.50*		NE556 2x555 80p*
AY51224 CLOCK £4*		NE560/1/2/5/6/7/8/3
CA3048	54p*	SN72741 'as 741
ICL8038 Sigen £4*		SN76660 IF 74p*
LM300H	£1*	SN76611 IF £1*
LM301A D11 8	33p*	TBA800 5W AF 84p
LM309K 5V reg £2*		TBA810 7W AF 94p
LM309H T05 can £1*		ZN414 Radio £1.19
LM318 70VusOPA £3*		NEW 1466/69 £4

CMOS TTL

4000 14p*	7400 12p*	7490 39p*
4001 15p*	7401 13p*	7491 75p*
4002 16p*	7402 15p*	7492/93 45p*
4007 18p*	7404 19p*	7495/96 72p*
4009 50p*	7408/10 18p*	74100 £1.25*
4011 16p*	7413 29p*	74107 32p*
4012 17p*	7410 29p*	74121 29p*
4049 50p*	7441 71p*	74123 69p*
4069 20p*	7442 72p*	74141 74p*
4501 26p*	7447 79p*	74145 85p*
4511 £1.65*	7470/72 27p*	74147 £2.50*
4528 £1*	7475/74 31p*	74151 75p*
4543 £2*	7475/36 35p*	74154 £1.40*
4553 £5*	7486 35p*	74196 £1.50*

DIL SOCKETS PROFESSIONAL QUALITY
8pin, 14pin & 16pin ALL 12p ea *
SOLDERCONS 100 49p* 1000 £3.95*

NEW LOW PRICES.

TRANSISTORS AND DIODES

IHS BUSH SET 6p ea*	TIP31/32 50p*
MATCHING 20p Pr*	TIP31c32c88p*
AC127/8 176 15p*	TIP41/42ea 66p*
AD161/162 ea36p*	TIP41c42c £1.50*
BC107 8p*	TIP2955 69p*
BC107B 13p*	TIP3055 65p*
BC108 8p*	T1343 UJT 26p
BC108B or C 13p*	1N914/4148 4p
BC109 9p*	1N4001/2 4p*
BC109B or C 12p*	1N4004 5p*
BC147/8/9 8p	1N4007 7p*
BC157/8/9 11p	2N706/8 14p*
BC167/8/9 12p	2N2646 UJT 40p*
BC177/8/9 16p	2N2904/5pn29p*
BC182/3/4a/110p	2N2956 ory 7p*
BC212/3/4a/112p	2N3053 17p*
BCY70/1/2 15p*	2N3055 90W 33p*
BD131/132ea 36p*	2N3055 115w45p*
BFY50/51 15p*	2N3614 T03 £1*
BFY52/53 16p	2N3702/3/4 10p
BSX 18/20/2112p*	2N3705/6/7 9p
BZY88 ZENER 10p	2N3708/9 5p
CI106D SCR 54p*	2N3710/11 15p
MJ2955 T03 99p*	2N3819 23e17p
WJE2955 99p*	2N3820 PEET40p
MJE3055 65p*	2N3904/5/6 15p
QAB1/91 5p	2N5457 FET 32p
TIP29 & 30 40p*	BRIDGEA50 20p*

BARGAIN PAKS FULL SPEC 1ea,
PAK A: 11 RED LEDS full spec £1*
PAK B: 5 741c 8 PIN OP AMP £1*
PAK C: 4 2N3055 £1 D 12 BC109 £1*
PAK E: 11 BC182 £1 F 11 2N3704 £1*
PAK G: 7 BFY51 £1* H 8 2N3810 £1*
PAK J: 6 2N3053 £1* K 40x1N914 £1*
PAK M: 3 T099 3055 £1* N 2P 0A91E1*
PAK P: 20 PLASTIC BC109 TYPepm11

10-365PF TUNER, SINGLE GANG FOR
MED/SHORT WAVE, XTAL SET etc £1*
SET3/IF CANS 455/470KHZ TOKO £1*

Full spec devices

DALO pen 75p

PCB ETCH KIT 3 ITEMS £2*
ETCH RESIST PEN 2T19S 75p*
FPC ETCH PAK TUB 600mm £1*
6x1" SRBP 45p*NYLON F/G11*
SCR AND TRIACS BR1100 25p*
TAG 1A400V 50p*1A600V 69p*
1A50V 37p*, 1C162 4A400 60p*
TRIACS: SC14ED 10A400V £1*
DISCO TRIAC 15A400V £2*
AUDIBLE WARNING BEEPER
12V35mA £1.20 £10 off £1*
CAPACITORS 22pf - .01 5p
ELECTROLYTIC IN 10 & 25V
1/2/10/50/100 7p 50V 10p
200/500 10p, 1000/25 20p
POTENTIOMETERS AB etc20p
PRESETS 6p: WRESISTORS 2p
HEATSINKS T05 or 18 7p
T03 16p, T03 4" fanned 50p
DIN+PLUGS all 15p, Sock 10p
SWITCHES SPST 20p DPdt 29p
GAS DETECTOR TGS 308etc14*

vero

VERO 0.1" PITCH COPPERCLAD
21"x5" 40p* 31"x5" 45p*
21"x3" 36p* 31"x3" 40p*
31"x17" £2 FACE CUTTER 65p*
DIL BREADBOARD 21"x4" £1 or
6"x4" £2, VERO PINS 36 30p*

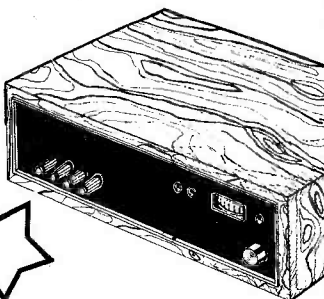
BLACK PLASTIC CASES 42mmx.
80x80 50p*100x75 60p*99x
120 70p, DESOLDER BRAID 50p

Doram kits

DORAM KITS CONTAIN
EVERYTHING DOWN TO
THE LAST NUT

TV SOUND ONLY TUNER

£36.95
+H



At last you can enjoy the benefit of high quality TV sound. This unit offers a high fidelity alternative to the audio stage of a TV set and is completely independent. The 4-channel push-button Varicap tuner picks up a UHF signal direct from the aerial, the output being suitable for feeding through most hi-fi systems.
SPEC: INPUT: 10mV Typ. for 26dB quieting OUTPUT: 100mV Frequency meter.
£36.95+H VAT (Order code 991-928)

Subject to availability

O'seas orders—add 15% for P+P. All items offered for sale subject to the Terms of Business set out in Doram Edition 3 catalogue, price 60p. The Doram Kit brochure is also available, price 25p. Combined price only 70p which also entitles you to 2 x 25p vouchers each one usable on any order placed to the value of £5.00 or more (ex. VAT).

DORAM ELECTRONICS LTD., P.O. BOX TR8, WELLINGTON ROAD INDUSTRIAL ESTATE, LEEDS LS12 2UF.
An Electrocomponents Group Company

WELBROOK STEREO

This new hi-fi amplifier from Welbrook is the result of painstaking design incorporating 5 I.C.'s 22 transistors plus 10 diodes and offers outstanding value for money to the discerning enthusiast.

30W RMS per channel into 8 ohms load.
Total harmonic distortion less than 0.1% at all power levels.

Hum/Noise —80db Tape/Tuner
—65db Disc (Magnetic Input)

Complete unit comprising power supply, pre-amplifier with filter networks, two power amplifiers and loudness control all in teak finished cabinet only £88.00 plus VAT. As above but without filters and loudness control only £79.00 plus VAT. Also available in module form complete with front panel but without cabinet—easily assembled by the average enthusiast.

Send for details and full price list to:-

Welbrook Engineering & Electronics Ltd., Brooks Street, Hillgate, STOCKPORT SK1 3HT.



DRILL CONTROLLER

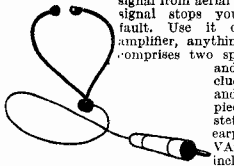
Electronically changes speed from approximately 10 revs to maximum. Full power at all speeds by finger-tip control. Kit includes all parts, case, everything and full instructions £3-45 including post & V.A.T. Made up model £1-00 extra.

MAINS TRANSISTOR PACK

Designed to operate transistor sets and amplifiers. Adjustable output 6v., 9v., 12 volts for up to 500mA (class B working). Takes the place of any of the following batteries: PP1, PP3, PP4, PP6, PP7, PP9 and others. Kit comprises: main transformer rectifier, smoothing and load resistor condensers and instructions. Real snip at only £1-50 VAT & Postage 50p.

RADIO STETHOSCOPE

Easiest way to fault find, traces signal from aerial to speaker, when signal stops you've found the fault. Use it on Radio, TV, amplifier, anything. Complete kit comprises two special transistors and all parts including probe tube and crystal earpiece. £2-95, twin stetho-set instead of earpiece. £1-00 VAT and postage incl.



MICRO SWITCH BARGAINS

Rated at 5 amps 250 volts. Ideal to make a switch panel for a calculator and for dozens of other applications. Parcel of 10 for £1-00, VAT and post paid.



MOTORISED DISCO SWITCHES

With six 10 amp changeover switches. Multi adjustable switches are rated at 10 amp each so a total of 2000w's can be controlled and this would provide a magnificent display. For mains operating £4-95 post & VAT Paid. Ditto 9 switch £4-95 Post & VAT Paid. DITTO BUT 12 SWITCH £5-75 POST & VAT PAID.

AMMETERS

Ideal for chargers etc. 2" sq. full vision 8 amp 95p. 1 1/2" round 2 amp 55p, 3 amp 65p. Post & VAT 25p each.

MAINS OPERATED SOLENOIDS

Model 772—small but powerful 1in. pull—approx. size 1 1/2 x 1 1/2 x 1 1/2 in., £1-00
Model 4001—1 1/2 in. pull. Size 2 1/2 x 2 1/4 in. £1-50
Model T71—1 1/2 in. pull. Size 2 1/2 x 2 1/2 in. £2-50
Prices include VAT & postage.

SOUND TO LIGHT UNIT

Add colour or white light to your amplifier. Will operate 12, 23 or 30 lamps (maximum 450W). Unit in box all ready to work. £7-95 plus 95p VAT & Postage

RELAY BARGAIN

Type 600 relay with twin 500 ohm coils which may be joined in series or parallel thus relay will operate off voltages between 5 and 30 volts DC. Price 45p each, 10 for £4 post and VAT paid.

BATTERY CONDITION TESTER

Made by Mallory but suitable for all batteries made by Ever Ready and others, most of which are zinc carbon types but also mercury manganese—nickel—silver oxide and alkaline batteries may be tested. The tester puts a dummy load on the battery and the meter scale indicates the condition depending upon which section the pointer rests. The section reads "replace", "weak" or "good". The tester is complete in its case, size 3 1/2" x 6 1/2" x 2" with leads and prod. £4-50 post & VAT paid.

BATTERY CHARGER

Famous Atlas in metal case with meter, output lead terminated by crocodile clips. For 6 or 12V charging simply by changing plug on front panel. Ready built new and still £2-95 plus £1 Post & VAT


HONEYWELL PUSH BUTTON PANEL MOUNTING MICRO SWITCH

1-2-3 Bank, each Bank consisting of the changeover micro switch, rated at 10 amps 250 volts. Through panel fixing by 2 lock nuts complete with black 1" diameter knob. Prices:—1 bank 40p—2 bank 55p—3 bank 70p.



MULLARD UNILEX

A mains operated 4 + 4 stereo system. Rated one of the finest performers in the stereo field this would make a wonderful gift for almost any one in easy-to-assemble modular form and complete with a pair of Celestion speakers normally £8. This should sell at about £30—but due to a special bulk buy and as an incentive for you to buy this month we offer the system complete at only £17 including VAT and postage.



TANGENTIAL HEATER UNIT

This heater unit is most efficient, and quiet running. Is as fitted in Hoover and blower heaters costing £15 and more. Comprises motor, Impeller, 2kW element and 1kW element allowing switching 1 + 2 and 2kW and with thermal safety cut-out. Can be fitted into any metal line case or cabinet. Only needs control switch. £5-83 plus VAT & post. 1. 2kW Model as above £4-25 plus VAT & post 75p. Don't miss this. Control Switch 44p. P. & P. 40p.

ISA ELECTRICAL PROGRAMMER

Learn in your sleep. Have radio playing and kettle boiling as you wake with one lights to ward off intruders have a warm house to come home to. All these and many other things you can do if you invest in an electrical programmer. Clock by famous maker with 15 amp. on/off switch. Switch-on time can be set anywhere to stay on up to 6 hours. Independent 60 minute memory jogger. A beautiful unit. Price £2-95, VAT & Postage 60p, or with glass front, chrome bezel, £1-50 extra.

ROOM THERMOSTAT

Famous Satchwell, elegant design, intended for wall mounting. Will switch up to 20 amps at mains voltage, covers the range 0-30°C Special snip this month £2-50, post and VAT paid.

SMITHS CENTRAL HEATING CONTROLLER

Price £7-50 including VAT and postage.

RANDALL CENTRAL HEATING CONTROLLER

Price £6-50 including VAT and postage.

8 POWERFUL BATTERY MOTORS

For models, Meccano's, drills, remote control, planes, boats, etc., etc. £2-00.

ROTARY PUMP

Self priming, portable fits drill or electric motor, pumps up to 200 gallons per hour depending upon size. Virtually uncorrovable, use to suck water, oil, petrol, fertilizer chemicals, anything liquid. Hose connectors each end. £2-00 Post Paid.

MAINS RELAYS

With triple 10 amp changeover contacts—operating coil wound for 230 volts AC, chassis mounting, one screw fixing, ex unused equipment 60p each, 10 for £5 post and VAT paid.

HORSTMANN 24-HOUR TIME SWITCH

With 9 position programmer. When fitted to hot water system this could programme as follows:

Programme	Hot Water	Central Heating
0	Off	Off
1	Twice Daily	Off
2	All Day	Off
3	Twice Daily	Twice Daily
4	24 Hr. Day	Off
5	Continuously	Continuously

Suitable, of course, to programme other than central heating and hot water, for instance, programme upstairs and downstairs electric heating or heating and cooling or taped music and radio. In fact, there is no limit to the versatility of this Programmer. Mains operated. Size 3in x 3in x 2in deep. Price £5-50. 50p Post and VAT, as illustrated but less case

SHORTWAVE CRYSTAL SET

Although this uses no battery it gives really amazing results. You will receive an amazing assortment of stations over the 19, 25, 31, 29 metre bands. Kit contains chassis front panel and all the parts £1-90—crystal earphone 55p including VAT and postage.

PAPST MOTOR

West German make, these fine motors are noted for their performance and reliability. Special features are the rotating heavy outer which acts as a flywheel to eliminate wow and flutter and switchable reversing. We have four types in stock, all 1350 revs., including starting capacitor.

- (1) Reference No. KLZ 20-50-4, 230 volts 60HZ, price £5-50
 - (2) Reference No. KLZ 20-50-4, 230 volts 50HZ, price £2-50
 - (3) Reference same as above, 115 volts 50HZ, price £2-50
 - (4) Reference same as above, 110 volts 60HZ, price £2-50
- Post and VAT 80p each extra.

CENTRIFUGAL BLOWER

Miniature, mains driven blower centrifugal type blower unit by Woods. Powerful but specially built for quick running—driven by cushioned induction motor with specially built low noise bearings. Overall size 4 1/2" x 4 1/2" x 4". When mounted by flange, air is blown into the equipment, but to suck it out, mount from centre using clamp. Ideal for cooling electrical equipment or fitting into a cooker hood, film drying cabinet or for removing flux smoke when soldering, etc. etc. A real bargain at £3-30, 60p post & VAT.

TERMS: Where order is under £20 please add 50p surcharge to offset packing expenses

J. BULL (ELECTRICAL) LTD.
(Dept. P.W.), 103 TAMWORTH ROAD,
CROYDON CR9 1SG.

ITS FREE!

Our monthly Advance Advertising Bargains list gives details of bargains arriving or just arrived—often bargains which sell out before our advertisement can appear—its an interesting list and its free—just send S.A.E. Below are a few of the Bargains still available from previous lists.

ARE WE GOING TO HAVE A HARD WINTER? We have already had some cold spells and by the law of averages a hard winter is due, so we take this opportunity to give you brief details of the heater and elements which we have available.

Tubular Heaters, 12ft. 720 watts nominal loading made by G.E.C., ideal for greenhouses, store sheds and other places where a low level of heating spread over a long distance is required. These are green enamelled tubes 3" dia. approx. The element runs right through them and the loading is 60w per ft. They keep just hot enough not to burn you if you touch them, similarly they will not scorch paper or rag so are not a fire risk even though curtains, etc., may touch. They are supplied complete with mounting brackets. Price £2-50 + 44p each. Carriage £2-50 + 20p each.

Heating Rods, contour following, mineral filled, metal clad very pliable, 2000w approx at 240v. Total element length 6ft., supplied in the form of a double U, but this is completely mouldable and may be straightened or bent to fit almost any shape. Ideal to fit into box to make a convector, to replace the element in an old convector, or to run around a pipe or cylinder or hang over the side into a tank, and generally to fit into places where straight elements will not go. Bend it as you put it in. Price £1-65 + 13p. Post 75p + 6p. Ditto, but 1KW, 4ft. long. Price £1-65 + 13p. Post 50p + 4p.

Metal Clad Element, 1250w, 4ft. long but bent into 'U' shape. Ideal for convector or back heat radiator. £1-50 + 12p. Post 75p + 6p.

80w Tubular Elements, brass-cased with beaded flex ends. Standard replacement in most absorption type refrigerators, but also dozens of other uses. Price 85p + 7p. Post 20p + 1p.

1000w heat and light tube (Mullard) with special holder and Terry clips for securing tube. Internally mirrored. Suitable for spit cooking or for general use or also useful under benches to prevent cold feet and legs. Price £3-30 + 26p. Post £1 + 3p.

1000w Fire Spiral, replacement in many fires. Also useful for dozens of other applications where Nichrome resistance wire is required. 35p + 3p. Post 10p + 1p.

750w Flat Element, made for Hotpoint Safety Kettle, this measures 5" long, 2 1/2" wide and is about 1/4" thick for contact heating. Price 50p + 4p. Post 10p + 1p.

4 x 1KW Element Bank, a versatile bank of heaters. Relatively simple switching gives 8 heat outputs ranging from 250w to 4000w. The 4 x 1KW elements are welded through a 2" square iron plate. The heat part is a mineral filled and alloy clad loop which extends 17" from the plate. Contact is made by standard push on tag. Price £2-20 + 18p. Post £1 + 8p.

Replacement Elements, this is the old type 1KW spiral wire in clay refractory, bowed and size approx. 11" long and 3" wide. Standard replacement in many old type radiant heat fires. Price £1-25 + 16p. Post 40p + 3p.

400w Wire spirals in clay refractories, held in metal jacket, overall size 18" x 3 1/2". Probably a replacement for some old type Jackson cookers. Price £1-25 + 16p. Post 40p + 3p.

Flexible heat; you have probably from time to time wanted to warm something by actually winding the heater around it. You can do this now for we have in stock flexible elements comprising glass fibre tape approx. 3/4" wide, approx. 1/16" thick, 15ft. long. The element is embedded into this, and fully insulated from the outside. The ends can be taken directly into a 1 1/2" plug or plastic junction box which we can supply at 30p + 2p extra. These are rated at 100 watts but you can reduce this if you wish by joining two in series. Price of element is £1-30 + 10p. Post 35p + 3p.

Cooker Elements, believe originally for the Baby Belling cooker—size approx. 10" x 8" M shaped, 1350w, 230-240v. Price 90p + 7p. Post 40p + 3p.

Cooker Rings, radiant type as fitted to Tricity and similar cookers, 2000w. Ring size 6 1/2". Price £1-85 + 15p. Post 40p + 3p.

Waterproof heating element. This is blanket wire but other uses include winding round water pipes to prevent freezing, under seed boxes to assist germination, in gloves or boots to help keep warm—13 v. length gives approx. 30 watts at 230v., has self-regulating temperature control. Price 75p + 9p. Post 10p + 1p.

AM/FM Tuner with scale slow motion drive and pointer. Japanese made, six transistor. AM frequency 530-1600 KHZ, size approximately 5" x 3" for 12 volt operation. Price £10-25 + £1-25. Post 40p.

FM Tuner with nice clear scale and pointer, SM tube six transistor 12 volt operation. Price £5 + £1. Post 40p.

Decoder designed for use with FM tuner but also effective with most other tuners, six transistor 12 volts, price £8-50 + £1. Post 40p unless ordered with the above tuner.

Equaliser for amplifying the output of magnetic cartridge tape heads, low output microphones, etc. gives 2-5v output with 30 mv input. Price £2 + 25p.

Stereo Equaliser similar to the above but with two separate inputs and outputs. Price £4-50 + 56p.

GREENWELD

443 Millbrook Road Southampton
SO1 0HX Tel: (0703) 772501

All mail order and callers (OPEN 9-6 MON.-SAT.) to this address please
—callers only to 21 Deptford Broadway, SE8 3EL, (Tel. 01-892 2009), and 38 Lower
Addiscombe Road, Croydon (Tel. 01-689 3960)

TRANSMITTER/RECEIVERS
Redifon G410 Tx/Rx 2-16MHz, 4 Xial channels (no xtals) or ext. VFO. USB/LSB/CW/AM. Brand new chassis containing PA & Driver sections (no valves—needs Z759 & 2 6146, £10 extra). Complete front end, but 3 PC boards missing. Supplied with separate PSU, 12 or 24V input (state which). Tx O/P 100W, £40-00. Tx/Rx only, £32; PSU only, £16. Circuit diagrams supplied.

Redifon G450 Low Power Transmitter (Exciter). SSB/AM/CW 100mW output. Fully tunable 1.5-30MHz (Needs ext. VFO). 10 switched natural xtals controlled (no xtals). All transistor construction. Standard mains supply voltage 240V 50Hz. Brand new units. Needs SSB filter. £40-00.

BUMPER BARGAIN PARCEL
25 kilos—yes, fwt. Clearing several stores to make room for more goodies, mountains of miscellaneous items too time consuming to list, so we're disposing of it in this manner. You'll get a great variety of components and made-up units, contents too varied to describe, but excellent value at only £8-00.

71b BARGAIN PARCEL
Hundreds of new components—pots, switches, resistors, capacitors, PC Boards with semiconductors, loads of odds and ends. Amazing value at only £2-90.

FREQUENCY SOURCE
5MHz high stability, better than 2 x 10 short term, 1 x 10 per month. 12.6V input, output 5MHz into 50 ohms. Circuit supplied £12-50.

FIBREGLASS PCB
Large quantity of offcuts, all usable pieces. 200 sq ins, single sided, double sided or mixed £1-40.

TRANSFORMERS
All have mains primaries: 6-0-6V 100mA 95p; 9-0-9V 100mA £1-00; 12-0-12V 100mA £1-05; 6-3V 1 1/2A £1-95; 6-0-6V 1 1/2A £2-20; 0-9-9 1A £2-35; 12-0-12V 1A £2-85; 12V 5A £3-85; 12V 8A £4-35; 30-0-30V 1A £3-80; Multitapped types: 0-12-15-20-24-30V 1A £3-20, 2A £4-50. Bell transformer in white case 0-8-12V 1A £1-80.

VEROBOARD
100 sq ins good size offcuts, all 0-1, all 15 or mixed £1-40; 33" x 0-1 £2. Pins 1 or 15 single or double sided 40p/100.

OUR 44 page CATALOGUE FREE with orders over £2. (Send 10p if under, or 20p stamps for just catalogue).

DEVELOPMENT PACKS
50V ceramic plate capacitors, 5%, 10 of each value 22pF to 1000pF, total 210 caps. £2-70.
CR25 carbon film 1/3rd watt resistors, 5%, 10 of each value 10 ohms to 1M
Total 610 resistors £8-00. Electrolytics, wire ended, working 10 each of: 1, 2, 2, 4, 7, 10, 22, 47 and 100mfd. 70 capacitors for £3-20. 400mW zeners 5% 10 each 3V to 30V, 260 in all. Only £14-00.
1 watt Metal Film resistors, 5% 10 off each value 27R to 10K £12 series. Total 880 resistors £10-00.
Polystyrene capacitors, 180V 2 1/2% 10 off each value from 10pF to 10,000pF. Total 370 capacitors £12-50.

COMPUTER PANELS
Large quantity always available; 31b asstd. £1-75; 71b £3-85; 581b £16. Pack with about 500 components inc. at least 50 transistors £1-00; Pack with 12 High quality panels, 1 no. IC's, power transistors, multitrans trimpots, hundreds of small signal transistors, resistors, zeners, capacitors, etc. Only £2-75.
7400 IC pack—20 74 series IC's on panels £1-20.

SEE PRACTICAL ELECTRONICS FOR INDIVIDUAL COMPONENT PRICES
All prices quoted include VAT and UK/BFPO postage. Most orders despatched on day of receipt. SAE with enquiries please.
Send 10p for Multimeter catalogue—free on request on orders over £3. Official Orders accepted from Schools, etc. (Minimum invoice charge £5). Export/Wholesale enquiries welcome. Surplus components always wanted.

MULTIMETER MODEL LT22

WHAT A BARGAIN



Probably one of the lowest priced meters featuring a mirror scale, overload protection and 20000 ohms per volt sensitivity. A modern styled meter with unusually clear scale markings. Ranges: DC Volts 0-0.5-2.5-10-50-250-1000 AC Volts 0-10-50-250-1000 DC Current 0-50uA-25mA-250mA Resistance 0-50k-500k-5M (Mid Scale 300-3k-30k) db's 4 ranges -20db to +42dB. Size 130 x 90 x 42mm. £12-20.

VEROBOXES & CASES
Case type 1410, 205 x 140 x 40mm £3-20
1411, 205 x 140 x 75mm £3-60
1412, 205 x 140 x 110mm £4-55

Plastic Boxes—Professional quality, two tone grey polystyrene boxes with threaded inserts for mounting PC boards.

Type 2518, 120 x 65 x 40mm £2-05;
2520, 150 x 80 x 50mm £2-40; 2521, 183 x 110 60mm £2-85; Slipping front type: 220 x 174 x 100/82mm £5-75.

COMPONENT PACKS
400 asstd. carbon resistors £1-35
100 Wirewounds 2-15W £1-90
200 Miniature resistors, 1/4, 1/2 and 1W, mostly carbon film £1-20
200 poly, mica, ceramic caps £1-10
100 Polyester, .01-2-2uF £1-00
200 miniature electrolytics, but many unmarked so only £1-00

5V 12A REGULATED POWER SUPPLY

Brand new boxed fully stabilized PSU, complete with instruction manual. Load regulation 0-15%. Thermal & Electronic overload protection. Only £24-00.

PC ETCHING KIT Mk II
Contains 1lb Ferric Chloride, 100 sq ins copper clad board, DALO Quick Dry Etch resist pen, abrasive cleaner, 2 miniature drill bits, etching dish and instructions. £3-85

FERRIC CHLORIDE
Anhydrous technical quality in 1lb double sealed pack, 1lb £3-00; 3lbs £2-16; 10lbs £5-60; 100lbs £39-00.

RELAYS
Miniature Plug-In types: 1250 ohm 4c/o 40p; 700 ohm 4c/o 50p. PO 3000 type 850 ohm with 6 heavy duty c/o contacts (EX-equip) 75p; 10 for £4-90. 6 1/2" easily removable reeds in 3580 ohm coil 50p; Plug in relay, B7G Base 17mm dia x 42mm long 10k coil 1c/o contact 40p. Omron MK3P plug in relay. 220V AC coil; 3 sets 10Ac/o contacts. £1-20. Same with 12V coil £1-20. Bases 30p.

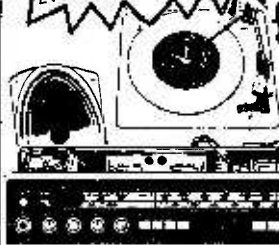
REED INSERTS
Min. type, body length 1", 10 for 50p; 100 £3-50; 1000 £25-00.

CRYSTAL FILTER UNIT
Chassis 23 x 4 1/2 x 80mm containing 24 way switch, 24 HC80 xtal holders, 24 beehive trimmers, + board with 4 BF115, R's C's etc. £3-50.

SPECIAL OFFER OF PLUG-IN MODULES
Large quantity just arrived, several diff types. Case size 77 x 50 x 50mm, either octal or 11 pin base. Send SAE for full list of types and circuits.
Type R: Contains 6A 200V SCR, 4 x 5A 200V diodes, 24V reed relay, C, R etc. Octal base. With circuit. Only £1-00 each, 10 for £8-00. Type M: 5 BC184, C426, min. R's and C's 65p Panel with 2 8A 400V triacs, 709C, 2N1711, 100V 1A bridge, 2 pots, 1 preset, zeners, R's, C's etc. Only £1-50

SOLENT MARK II STEREO AUDIO SYSTEM

FREE!
STEREO HEADPHONES
SUPPLIED WITH
EVERY COMPLETE ORDER



Solent Mark II Stereo Tuner Amplifier chassis with AM/FM radio covering long, medium, short and stereo FM wave bands.

Separate Bass and Treble controls. 30 watts total power output (frequency response 25-20,000 Hz) AFC Switching Tape record and playback facilities. Dimensions 18 1/2" x 9" x 3 1/2". The very latest BSR automatic record deck with cue and pause control. Two matching elliptical speaker units. Order early limited stocks available cash price £69-95. Credit Sale £5-00 deposit 9 monthly payments of £8-70 (Total Credit price £83-30). P. & P. £4-00. Send £9-00 today.

Chassis only available for cash at £49-00 + p. & p. £3-00 Full 12 months Guarantee.

Access and Barclaycard Orders Accepted by Telephone
CALLERS WELCOME

LEWIS radio PW/2/77, 100 CHASE SIDE SOUTHGATE LONDON N14 5PL Telephone: 01-882-1644

VALVE BARGAINS AERIAL BOOSTERS

Any 5-54p, 10-£1-00, 50-£4-50. Your choice from the list below.
ECC82, EF80, EF183, EF184, EH90, PCF80, PCF802, PCL82, PCL84, PCL85, PCL86, PCL805, PL504, PY81/800, PY88, 30PL-14, 6F28.
Colour Valves—PL508, PL509, PL519, PY500/A. All tested. 30p each.
Aerial Splitters—2 way, 75 OHMS, Inside Type, £1-50
Press Button UHF Tuners—4 Button Transistor—British made—£2-50 each.

Aerial boosters can produce remarkable improvements on the picture and sound, in fringe or difficult areas.
B11 For TH stereo and standard VHF/FM radio.
B12—For the older VHF television—Please state channel numbers.
B45—For Mono or colour this covers the complete UHF Television band.
All boosters are complete with battery with Co-ax plugs & sockets. Next to set fitting. £3-80

50p BARGAIN PACKS

All Packs Un-used Parts—PK1-40-C280 (Mullard) Axial Lead Capacitor mixed values from .01uF to .47uF (250V/WV). PK2-30-C281 (Mullard) Radial Lead Capacitors mixed values from .015uF to 1.5uF (250V/WV). PK3-6 Co-ax. plugs. PK4-6 Co-ax connectors. PK5-8-5m/m formers with slugs. PK6-25-AC128 Transistors. PK7-3 BF200 (VHF) Transistors. PK8-2 BF182 (UHF) Transistors. PK9 Any 6 Transistors BC108, BC113, BC135, BC153, BC171, BC172, BF194, BF195, BF196, BF197. PK10 8-1 amp 400 volts rectifiers. PK11 4-5 pin diode plugs (180°). PK12-5 PP3 Battery Connectors.

All prices include VAT. P&P 20p per order. Please send uncrossed P.O. or Cheques for returning if we are out of stock of Bargain Packs or older types of new valves.

ELECTRONIC MAILORDER LTD.
62 BRIDGE ST., RAMSBOTTOM, BURY, LANCS. TEL. RAMS. (070 682) 3036




Handy size Reels & Dispensers

**OF THE WORLD'S FINEST CORED SOLDER TO DO
A PROFESSIONAL JOB AT HOME**

Ersin Multicore Solder contains 5 cores of non-corrosive flux that instantly cleans heavily oxidised surfaces and makes fast, reliable soldering easy. No extra flux is required.


SAVBIT
handy solder dispenser



Contains 2.3 metres approx. of 1.22 mm Ersin Multicore Savbit Solder. Savbit increases life of copper bits by 10 times.
Size 5 39p

For soldering fine joints


Two more dispensers to simplify those smaller jobs. PC115 provides 6.4 metres approx. of 0.71 mm solder for fine wires, small components and printed circuits.
PC115 50p
Or size 19A for kit wiring or radio and TV repairs. 2.1 metres approx. of 1.22 mm solder.
Size 19A 43p



These latest Multicore solder reels are ideal for the toolbox. Popular specifications cover all general and electrical applications, plus a major advance in soldering aluminium. Ask for a free copy of 'Hints on Soldering' containing clear instructions to make every job easy.


Ref.	Alloy	Diam. mm	Length metres approx.	Use	Price
Size 3	40/60 Tin/Lead	1.6	10.0	For economical general purpose repairs and electrical joints.	£1.49
Size 4	ALU-SOL	1.6	8.5	For aluminium repairs. Also solders aluminium to copper, brass etc.	£1.99
Size 10	60/40 Tin/Lead	0.7	39.6	For fine wires, small components and printed circuits.	£1.49
Size 12	SAVBIT	1.2	13.7	For radio, TV and similar work. Increases copper-bit life tenfold.	£1.49

BIB WIRE STRIPPER & CUTTER



Fitted with unique 8-gauge selector and handle locking device. Sprung for automatic opening. Strips flex and cable in seconds. **Model 8B 86p**

SOLDER-WICK



Absorbs solder instantly from tags, printed circuits etc. Only needs 40-50 Watt soldering iron. Quick and easy to use. Non-corrosive.
Size 18 97p

See U.K. Sales Concessionaires: **Bib Hi-Fi Accessories Limited**, Kelsey House, Wood Lane End, Hemel Hempstead, Herts. HP2 4RQ. Prices shown are recommended retail, inc. V.A.T. From Electrical and Hardware Shops. In difficulty send direct, plus 15p P&P. Prices and specifications subject to change without notice.



Perhaps we can help you turn that old wish into reality

As all electronics constructors know, one of the secrets of happiness is to spend leisure time on work that is both interesting and constructive. Unfortunately, one's enjoyment of the hobby is soon spoilt if you can't obtain the right components. That's where Home Radio Components come in, and if you're a regular reader of

these advertisements you'll know exactly what we three 'typical customers' recommend. Here it is—the first step is to invest in a Home Radio Components catalogue. This will enable you to locate quickly and easily the parts you need for the project you have in mind. Then, to buy the components you have a choice of three methods. 1, You can visit Home Radio's shop in Mitcham, above Tesco's almost opposite Mitcham Baths. 2, You can send a cheque or P.O. for the items you need, in the normal Mail Order way. 3, You can join Home Radio's Credit Scheme and settle your account monthly. Full details of this popular scheme are given in the catalogue.

Whichever method you use, you will enjoy the prompt, personal service Home Radio Components always strive to give. So, back to the first step, send off the coupon with £1.40 for your copy of the catalogue—it's a superb production!

Please write your Name and Address in block capitals



(Regn. No. London 912966)

POST THIS COUPON
with £1.40, cheque or P.O.

HOME RADIO (Components) LTD., Dept. P.W., 234-240 London Road, Mitcham, CR4 3HD Phone 01-648 8422



NOTICE TO READERS

Whilst prices of goods shown in classified advertisements are correct at the time of closing for press, readers are advised to check with the advertiser both prices and availability of goods before ordering from non-current issues of the magazine.

Receivers and Components

NOSTALGIA COLLECTING

VINTAGE RADIO

1920 to 1950

Receivers, valves, components, service data, historical research, books, magazines, repairs and restorations. A complete service for the collector and enthusiast of vintage radio.

S.a.e. with enquiries and for monthly newsletter. Full 1976 catalogue, 50p post paid.

TUDOR REES (Vintage Services), 64, Broad Street, Staple Hill, Bristol, BS16 5NL. Tel. Bristol 565472.

DIODES IN914E 2p ea. £1.30/100, £10/1,000 5% Zeners 2.7-36V 5p ea £4/100, 800V 1 amp Low VF 5p ea £4/100 20p p & p. Bale Electronics, 'Nanock' Dalton, Dumfrireshire.

300V TOUCH SWITCH KITS

TS300K Contains Triac, IC, Diodes, Resistors, P.C.B. Frontplate, etc. Replaces conventional light switch with NO REWIRING. TOUCH one insulated plate for ON, another for OFF. Complete with instructions—ONLY £3.67.
ALSO TS3300K AUTOMATIC as above but with only ONE TOUCHPLATE. TOUCH for ON and light stays on for a preset time. Ideal for stairs and hall. Complete with instructions—ONLY £3.67.
300V LIGHT DIMMER KIT replaces conventional Light Switch—£2.45

CMOS	TRIACS 400V T0220	BC148 9p*
Motorola	CASE ISOLATED TAB	BC158 11p*
4000	6-5A	2N3055 36p
4001	8-5A	2N8027
4007	20p Diac	2N (put) 34p
4011	20p NE555 8 pin DIL	1N4004 6p
4013	57p 741 8 pin DIL	1N4148 4p*
4015	105p	
4016	57p	RESISTORS ±W 5% E12 22p*
4017	105p	—10M Mullard 2p*
4040	105p	LDR 1" Dia. 400Ω to 1MΩ light to dark 45p
4049	57p	NEON wire-ended 7p
4501	20p	Choke 1½ amp 20p
4510	135p	Ferrite rod 1½" x ¾" diameter 12p
4516	135p	MINI MAINS TRANSFORMERS 100mA 8.0-8V 85p
4566	155p	12-0-12V 85p

ADD 8% VAT (*12½%) PLUS 25p P.&P. Mail Order Only to:—

T.K. ELECTRONICS

106 Studley Grange Road, London, W7 2LX

SMALL ADS

The prepaid rate for classified advertisements is 17 pence per word (minimum 12 words), box number 40p extra. Semi-display setting £14.00 per single column inch (2.5cm). All cheques, postal orders etc., to be made payable to Practical Wireless and crossed "Lloyds Bank Ltd". Treasury notes should always be sent registered post. Advertisements, together with remittance, should be sent to the Classified Advertisement Manager, Practical Wireless, Room 2337, IPC Magazines Limited, King's Reach Tower, Stamford St., London, SE1 9LS. (Telephone 01-261 5846).

CONDITIONS OF ACCEPTANCE OF CLASSIFIED ADVERTISEMENTS

1. Advertisements are accepted subject to the conditions appearing on our current advertisement rate card and on the express understanding that the Advertiser warrants that the advertisement does not contravene any Act of Parliament nor is it an infringement of the British Code of Advertising Practice.
2. The publishers reserve the right to refuse or withdraw any advertisement.
3. Although every care is taken, the Publishers shall not be liable for clerical or printers' errors or their consequences.

RESISTORS: Type AEL II Carbon Film 5% E24 range. (1E to 10M) Sold in units of 10. ¼w 7p, ½w 8p per 10 Min. order £2 P & P 15p + 12% VAT. SAE for more details to C. W. ELECTRONICS, Dept (PW) 10 Kingsley Path, Britwell, Slough, Berkshire. WE CAN ALSO SUPPLY TO THE TRADE & COLLEGES & EXPORT.

Precision Polycarbonate Capacitors

All High Stability—extremely Low Leakage			63V DC RANGE		
Value (µF)	Dimen- sions (mm)	Price each	Value(µF) ±1%	±2%	±5%
0.1µF	27 12x7	85p	0.01-0.2	£1.28	75p 50p
0.15µF	27 12x7	80p	0.22-0.47	£1.32	77p 51p
0.22µF	33 16	88p	0.68µF	£1.44	84p 56p
0.25µF	33 16	92p	1.0µF	£1.58	91p 60p
0.33µF	33 16	99p	1.5µF	£1.74	£1.16 87p
0.47µF	33 19	£1.10	2.2µF	£1.98	£1.32 75p
0.56µF	33 19	£1.18	3.3µF	£2.40	£1.60 99p
0.68µF	50x8 19	£1.25	4.7µF	£2.82	£1.88 123p
1.0µF	50x8 19	£1.37	6.8µF	£3.48	£2.32 147p
1.5µF	50x8 25.4	£1.64	10µF	£4.98	£3.32 182p
2.0µF	50x8 25.4	£1.95	15µF	£7.14	£4.76 238p
			22µF	£9.96	£6.44 290p

TANTALUM BEAD CAPACITORS—Value available: 0.1, 0.22, 0.33, 0.47, 0.68, 1.0, 2.2, 3.3, 4.7, 6.8µF at 15V/25V or 35V; 10.0µF at 16V/20V or 25V; 22.0µF at 6V/10V or 15V; 33.0µF at 5V or 10V; 47.0µF at 3V or 6V; 100.0µF at 3V. All at 12p* each, 10 for £110*, 50 for £5*, 100 for £9*.

TRANSISTORS & I.C.'s:

BC107/8/9 8p	*BC212/212L 12p	2N3055 50p
*BC114 12p	*BC213/213L 11p	OC44/45 20p
*BC147/8/9 10p	*BC214/214L 11p	OC71/2 20p
*BC152 12p	*BC214/214L 11p	NE555 Timer 61p
*BC154/7/8/9 12p	BF750/1/2 20p	741C 8 pin DIL 32p
BC182/182L 11p	AF178 40p	ZN414 £1.15
*BC183/183L 11p	AF239 38p	SN76018ND £1.50
*BC184/184L 12p	2N3702/4 11p	

POPULAR DIODES—1N914 6p, 8 for 45p, 18 for 90p IN916 8p, 6 for 45p, 14 for 90p; 1N4148 5p, 8 for 27p, 12 for 45p; 1N4001 5p, 100 8p; 003 6p; 004 7p; 005 7p; 006 8p; 007 8p

LOW PRICE ZENER DIODES—400mV, Tol. ±6% at 5mA. 3V; 3V3; 3V6; 4V7; 5V1; 5V6; 6V2; 6V8; 7V5; 8V2; 9V1; 10V; 11V; 12V; 13V; 13.5V; 15V; 16V; 18V; 20V; 22V; 24V; 27V; 30V; 33V. All at 7p each, 5 for 38p, 10 for 65p, 50 for £3.18. SPECIAL OFFER: 100 Zeners (may be mixed) for £6.00.

RESISTORS—High stability, low noise carbon film 5% ¼W at 400°C. ¼W at 70°C. E12 series only. From 2.2Ω to 2.2MΩ. ALL at 1p* each. 8p* for 10 of any one value, 70p* for 100 of any one value. SPECIAL PACK: 10 of each value 2.2Ω to 2.2MΩ (730 resistors) £5*.

SILICON PLASTIC RECTIFIERS—1.6 amp, wire-ended D027: 100 P.I.V. 7p (4 for 28p); 400 P.I.V. 8p (4 for 30p).

BRIDGE RECTIFIERS—2½ amp: 200V 40p; 350V 45p; 500V 55p

SUBMINIATURE VERTICAL PRESETS—0.1W only: All at 5p* each: 50; 100; 220; 470; 680 ohm; 1k; 2k; 4k; 7k; 10k; 15k; 22k; 47k; 100k; 320k; 680k; 1M; 2M; 5M.

PLEASE ADD 20p POST AND PACKING ON ALL ORDERS. EXPORT—ADD COST OF SEA/ARMAL. Add 8% VAT to all items except those marked with * which are 12½%.

Send S.A.E. for additional stock lists. Wholesale price lists available to bona fide companies.
MARCO TRADING (Dept. P4),
The Old School, Edstaston, Wem, Shropshire.
Tel: Whixall 484/486 (STD 094 872)
(Proprs. Minicost Trading Ltd.)

COMMUNICATIONS RECEIVER modules. Small superhet circuit boards requiring only controls and tuned circuits. 9 volt. Mosfet mixer, IC IF, BFO, PROD. Det. Excellent AM/CW/SSB results reported by delighted users. SAE details, PR College Electronics, Millend, Stonehouse, Glos.

BRAND NEW COMPONENTS BY RETURN. Electrolytics 16V 25V 50V 0.47-1.0, 2.2-4.7, 10mfd. 5p 22, 47-51p (50V-6p), 100-7p (50V-8p), 220-8p (50V-10p), 500-11p (50V-16p), 1000/25V-18p. Subminiature bead-type tantalums. 0.1/35V 0.22/35V 0.47/35V 1.0/35V 2.2/35V 4.7/25V 11p 10/25V 22/16V 47/6V 100/3V-12p. Mylar Film 100V 0.001, 0.002, 0.005-5p, 0.01, 0.02-3½p, 0.04, 0.05-4p. Mullard C280 series miniature polyester vertical mounting E6 series 0.01-0.1-4p, 0.15, 0.22-5p, 0.33, 0.47-8p, 1.0-15p, 1.5-20p, 2.2-24p. Mullard miniature ceramics 63V, 2%, E12 series 1.8 pf.—47 pf.—3p, 56 pf.—350 pf.—47 pf.—3p, 56 pf.—350 pf.—3½p. Plate ceramics 50V E12 series 22 pf.—1000 pf. E6 series 1500 pf.—47000 pf.—2p. Polystyrene 63V E12 series 10 pf.—1000 pf.—3p, 1200 pf.—10000 pf.—4p. Miniature Highstab carbon film resistors ¼W E12 series 5% (10% over 1MΩ) 1Ω-10MΩ-1p. 1N4148-3p. 1N4002-5p. 1N4006-7p. 1N4007-8p. Postage 10p. Prices VAT inclusive. The C. R. Supply Co., 127, Chesterfield Rd., Sheffield S8.

VALVES

Radio-TV Industrial Transmitting 2200 Types. 1930 to 1975, many obsolete. List 20p. S.A.E. for quotation. Postal export service. We wish to purchase all types of new and boxed valves. Wholesaler's, Dealer's, etc., stocks purchased.

COX RADIO (SUSSEX) LTD., The Parade, East Wittering, Sussex. West Wittering 2923

Aerials

G2DYM SWL AERIALS

All aerials custom built by G2DYM, Ex-B.B.C. Transmitter and Aerial Engineer. CONSULT US for DESIGN & ADVISORY SERVICE, send large S.A.E., 3 ½ stamps. We will quote you for Custom building aerials to your individual requirements, and space available.
LAMBDA ANTENNA STUD FARM WHITEBALL, WELLINGTON, SOMERSET

Ladders

LADDERS. Varnished. 20ft 9in extd. £23.03. Carr. £1.90. Leaflet. Also alloy ext. up to 62½ft. The Ladder Centre (WLS) Halesfield (1) Telford, Salop. Tel: 586644. Callers welcome.

Electrical

STYLI, CARTRIDGES & AUDIO LEADS etc. For the best at keenest prices send S.A.E. for free illustrated list to: Felstead Electronics (PW), Longley Lane, Gatley, Cheshire. SK8 4EE.

Service Sheets

SERVICE SHEETS—COLOUR TV SERVICE MANUALS

LARGE SELECTION COVERING MOST MAKES—S.A.E. WITH ENQUIRIES PLEASE TO:

BELL'S TELEVISION SERVICES

190 KINGS ROAD, HARROGATE, N. YORKSHIRE TEL. (CODE 0423) 55885

We also have a large stock of Books & Magazines on Radio, TV, etc. Free lists on request

SERVICE SHEETS—COLOUR TV SERVICE MANUALS

Service Sheets for Mono TV, Radios, Record Players and Tape Recorders 75p. Please send large Stamped Addressed Envelope.

We can supply manuals for most makes of Colour Television Receivers by return of post. B.R.C. PYE ECKO PHILIPS ITT/KB SONY G.E.C. HITACHI BAIRD ULTRA INVICTA FERGUSON H.M.V. MARCONI AND MANY MORE.

Let us quote you. Please send a STAMPED ADDRESSED ENVELOPE for a prompt reply. Also comprehensive TV, repair manuals by J. M. Court, S.A.E. for details.

G.T. TECHNICAL INFORMATION SERVICE
10 DRYDEN CHAMBERS, 119 OXFORD STREET, LONDON W1R 1PA.
MAIL ORDER ONLY.

LARGE SUPPLIER OF SERVICE SHEETS

(T.V., RADIO, TAPE RECORDERS, RECORD PLAYERS, TRANSISTORS, STEREOGRAMS, RADIOGRAMS, CAR RADIOS)

ALL AT 75p EACH (Except colour) & CAR RADIOS
Please state if Circuit will do if Service Sheet not in stock.

"PLEASE ENCLOSE LARGE S.A.E WITH ALL ENQUIRIES & ORDERS"

Otherwise cannot be attended to

(Uncrossed P.O.s please, original returned if service sheets not available.)

PLEASE NOTE

We operate a "by return of post" service. Any claims for non-delivery should be made within 7-days of posting your order.

C. CARANNA

71 BEAUFORT PARK
LONDON, N.W.11 6BX

We have the largest supplies of Service Sheets (strictly by return of post). Please state make and model number alternative. Free TV fault tracing chart or TV list on request with order.

Mail order or phone 01-458 4882
Large Stocks of Colour Manuals
NO OVERSEAS MAIL PLEASE

Books and Publications

NEW BOOKS READY NOW

- | | | |
|-------------|--|------------|
| BP34 | Practical repair & Renovation of Colour TVs | 95p |
| BP35 | Handbook of IC Audio Preamp & Power Amplifier Construction | 95p |
| 221 | 28 Tested Transistor Projects | 95p |
| 222 | Solid State Shortwave Receivers for beginners | 95p |

★ Obtainable through most large branches of W. H. Smith, good bookshops, components dealers, mail-order houses, etc.

S.A.E. BRINGS FULL LIST OF TITLES

DABANI PRESS & BERNARDS

(Publishers LTD.)
The Grampians, Shepherds Bush Road,
London W6 7NF 01-603 7296/2581

Books and Publications (continued)

START YOUR OWN BUSINESS REWINDING ELECTRIC MOTORS

This unique instruction manual shows step by step how to rewind motors, working part or full time, without previous experience. Everything you need to know easily explained, including where to obtain materials, how to get all the work you need, etc. A goldmine of information and knowledge.

Only £3-90 plus 26p P&P.

Magnum Publications Dept PW5

Brinkway Trading Estate, Brinkway,
Stockport SK3 0BZ.

Overseas Distributors wanted.

For Sale

DISCOLIGHTS. 3-channel soundlights £17-50! Strobes £22! Full catalogue from: Aarvak Electronics, 12a (P) Bruce Grove, London N17 (01-808 8923).

PRACTICAL WIRELESS 1964 to 1970 3 Copies missing. Good condition. Offers. 28 Kennion Road, St. George, Bristol 5.

BACK NUMBERS: "Practical Wireless" 1945-71, missing 11 and 12/50, 4 and 5/56, 5/66. Also "Radio Constructor" 8/47-10/66, except 7/50 and 5/54; "Radiocraft" 1945-47, 9 copies missing; "Practical Television" 1960-70, missing 8/68. And sixty radio books. 3 Old Nichol Street, E2. 01-739 6327 (Day-time).

KENT COUNTY COUNCIL

Tenders are invited for the sale of surplus Constabulary Operations Room equipment consisting of a Mark IV Thermionic Tape Recorder, a Sealecto panel for indicating vehicle position and Panels containing numerous relays and uniselectors. Write for tender forms to the **County Supplies Officer, County Supplies Department, Sandling Road, Maidstone, Kent ME14 2LP** to whom sealed tenders must be returned by Friday, 4 February 1977.

NEW ISSUES OF "PRACTICAL WIRELESS" available from April 1974 up to date. Cover price plus 17p postage per copy—Bell's Television Services, 190 Kings Road, Harrogate, N. Yorkshire. Tel: (0423) 55885.

SERVICE SHEETS, Radio, TV, etc., 50p and s.a.e. Catalogue 20p and s.a.e. **HAMILTON RADIO**, 47 Bohemia Road, St. Leonards, Sussex.

SERVICE SHEETS, radio, TV etc. 10,000 models. Catalogue 24p, plus SAE with orders, enquiries. Telfray, 154 Brook Street, Preston PR1 7HP.

For Sale (continued)

TELYTYPE. Creed '54 telytype with papertape reader and punch. Nice condition. £30. Telephone Newbury 47071.

Wanted

WANTED—NEW VALVES, TRANSISTORS. TOP PRICES, popular types. Kensington Supplies (C), 367 Kensington Street, Bradford 8, Yorkshire.

Educational

GO TO SEA as a Radio Officer. Write: Principal, Nautical College, Broadwater Fleetwood FY78JZ.

TELEVISION TRAINING

12 MONTHS' full-time course in Radio & TV for beginners. (GCE—or equivalent—in Maths. and English).

26 WEEKS' full-time course in Mono & Colour TV. (Basic electronics knowledge essential).

13 WEEKS' full-time course in Colour TV. (Mono TV knowledge essential).

These courses incorporate a high percentage of practical training.

Next session starts on April 18th.

Prospectus from: London Electronics College, Department B2, 20 Penywern Road, London SW5 9SU. Tel. 01-373 8721.

COURSES - RADIO AMATEURS EXAMINATION City & Guilds. Pass this important examination and obtain your G8 licence, with an RRC Home Study Course. For details of this, and other courses (GCE, Professional Examinations etc) write or phone—**THE RAPID RESULTS COLLEGE** Dept JX1 Tuition House, London SW19 4DS. Tel. 01-947 7272 (Careers Advisory Service) or for a prospectus only ring 01-946 1102 (24hr recording service).

**LOW COST — HIGH EFFICIENCY
AUDIO TEST OSCILLATOR £22**



RANGE: 10Hz to 100kHz. OUTPUT: 1V, sine/sq. DISTORTION: less than 0.02%. 9V battery. Also available in Kit form at £17. Add 8% VAT. P. & P. and ins. 75p. Leaflet available, also F.M. Signal Generator, Millivoltmeter, freq. meter, THD analyser, P.S. Units. S.A.E. please for literature.

TELERADIO ELECTRONICS
325 Fore Street, London, N9 0PE
Tel. 01-807 3719

LOW-COST I.C. MOUNTING for any size DIL package. 100 Soldercon sockets 65p. 7 and 8 hole plastic supports 5p/pair. Quantity rates. SAE details and sample. Trial pack 65p. (P & P 10p/order). P.K.G. Electronics, Oak Lodge, Tansley, Derbyshire DE4 5FE.

THE SCIENTIFIC WIRE CO

Copper - Nickel Chrome - Eureka - Manganin Wires.
Enamelled - Silk - Cotton - Tinned Coverings.
No minimum charges or quantities.
Trade and Export enquiries welcome.
S.A.E. Brings List.
P.O. BOX 30, LONDON, E4 9BW

CHROMASONIC ELECTRONICS

From Denco Coils through TTL, C'Mos, Quartz Crystals, Vero, DVM Chips, Clock Chips, LED's; LCD's; Displays, Transformers, Boxes, Cases, Knobs and millions of R's and C's, Transistors and Diodes.

It's all in our BRAND NEW illustrated CATALOGUE. FREE with every copy are 36p worth of vouchers.

Send 35p, inc. Free p & p to:

Dept. 1 Chromasonic Electronics, 56, Fortis Green Road, London N10 3HN.

AERIAL WIRE. High quality p.v.c.-covered multi-strand copper. 50ft, 85p (15p); 75ft, £1.28 (17p); 100ft, £1.67 (23p); 150ft, £2.51 (34p); 200ft, £3.36 (39p); 250ft, £4.19 (46p); 300ft, £4.97 (48p); P&P in brackets. A.I. Radio Components, 19 The Borough, Canterbury, Kent CT1 2DR.

**Musical
Miracles!**

by Dewtron®

Build your own synthesiser or musical effects using some of the huge range of DEWTRON modules. Or, build fuzz or waa-waa at budget prices using special kits.

Send 20p for Catalogue from—

D.E.W. Ltd., 254 Ringwood Road, Ferndown, Dorset BH22 9AB.

SOME PRACTICAL HELP sought designing and constructing electronic switching circuits. Fees by negotiation. Write to Box 135.

ENAMELLED COPPER WIRE


S.W.G.	1 lb reel	½ lb reel
10 to 19	£2.95	£1.40
20 to 29	£3.15	£1.80
30 to 34	£3.45	£1.90
35 to 40	£3.65	£2.10

All the above prices are inclusive of postage and packing in U.K.

COPPER SUPPLIES

102 Parrswood Road, Withington, Manchester 20 Tel: 061-445 8753

RECHARGEABLE NICAD BATTERIES 'AA' (HP7), £1.05; 'Sub C', £1.29; 'C' (HP11), £2.02; 'D' (HP2), £2.92. PP3, £4.98. Matching chargers, respectively, £4.48, £4.48, £5.24, £5.24, £3.98. All prices include VAT. Add 10% post and package. SAE for full list, plus, if wanted, 35p for 'Nickel Cadmium Power' booklet. Sandwell Plant Ltd., 1 Denholm Road, Sutton Coldfield, West Midlands B73 6PP. Tel: 021-354 9764.



ELECTRONIC BROKERS LTD
49/53 Pancras Road
London NW1 2QB
Tel: 01-837 7781

**Computer parts for hobby,
experimental, educational
and professional use.**

**KB6: 56-station standard
Teletype layout**

**AS RECOMMENDED FOR
PRACTICAL WIRELESS
VIDEO-WRITER PROJECT**

ASCII-Coded TTL-compatible 4-bank alphanumeric reed-switch keyboard with ROM encoder chip, strobed output, two-key rollover and debounce. Standard 7-bit ASCII code (no parity). Supplied complete with circuit diagrams and code chart.

SPECIFICATIONS

Power Supply: +5VDC +/-5% 150mA; -12VDC +/-10% 10mA. Output Logic Levels: Data Bits 1 through 7: Ov "0" .45V; 2-6V "1" 5-25V. Fan Out: One standard TTL load. Strobe: 2-6V "1" 5-25V; Ov "0" .46V. Fan Out: 10 standard TTL loads. Strobe signal delay 10 milliseconds nominal to allow data to stabilise.

Price **£35.00** plus £1.00 P&P + 8% VAT (Send £38.88)

ALSO AVAILABLE—SPECIAL LOW-COST KEYBOARD:

KB5: 3-bank alphanumeric Baudot-coded 36-station keyboard. TTL-compatible strobed output.

Price **£20.00** plus £1.00 P&P + 8% VAT (Send £22.68)

BURROUGHS SELF-SCAN DISPLAYS

16 display positions instructed by a 6-bit coded signal to display one of 64 pre-programmed characters as a 5 x 7 dot matrix. Each character 0.4" high. Input signal 6-bit data, clock, reset, etc. Power supplies +5V, -12V and +250V. External repertoire A-Z, 0-9 + special symbols. Size 8½ x 2½ x 1½ approx. Price: Ex-equipment £49.50, brand new £60.00 plus £2 P&P plus 8% VAT.

PRINTED CIRCUITS and HARDWARE

Readily available supplies of Constructors' hardware, Aluminium sheet and sections. Printed circuit boards, top quality for individual designs. Prompt service. Send 15p for catalogue.

Ramar Constructor Services,
Masons Road, Stratford on Avon,
Warwicks. Tel. 4879

SUPERB INSTRUMENTS CASES by Bazelli, manufactured from heavy duty PVC faced steel. Hundreds of people and industrial users are choosing the cases they require from our vast range, competitive prices start at a low 82p. Examples: width, depth, height, 8in x 5in x 3in, £1.70. 10in x 6in x 3in £2.42. 10in x 8in x 3in £3.02. 12in x 10in x 3in £3.96. 8in x 4in x 4in £1.98. 10in x 6in x 4in £2.97. 12in x 8in x 4in £3.96. 7in x 7in x 5in £2.91. 8in x 10in x 6in £3.96. 12in x 8in x 7in £4.40. 12in x 12in x 7in £4.84. Plus 85p carriage and 8% VAT. Over 400 models to choose from. Prompt despatch. Free literature (stamp would be appreciated). Bazelli, Dept No. 25, St. Wilfrid's, Foundry Lane, Halton, Lancaster LA2 6LT.

H. M. ELECTRONICS

275a FULWOOD ROAD, BROOMHILL,
SHEFFIELD S10, 3BD.

REC CABINETS (illus'd)

METAL CASES
DRY TRANSFER LETTERING

Send 15p for leaflets (Refundable)
Trade enquiries invited



BUILD THE TREASURE TRACER MK III Metal Locator

- Varicap tuning
- Britain's best selling metal locator kit; 4,000 sold
- Weighs only 22oz. Fitted with Faraday shield.
- Speaker and earphone operation
- Knocks down to only 17in.
- Prebuilt search coil assembly
- Thoroughly professional finish
- As seen on BBC1 and BBC2 TV
- You only need soldering iron, screwdriver, pliers and snips
- Five transistor circuit

Send stamped, addressed envelope for leaflet

Complete Kit £14.75 Built & tested £19.75
Post 41 00 - 21-12 VAT Post 61 49 - £1 58 VAT

MINIKITS ELECTRONICS,
8a CLEVELAND ROAD,
LONDON, E18 2AN (Mail order only)

LOUD AND CLEAR?

GET RID of tiring whistles and CW interference FAST with a TUNABLE AUDIO NOTCH FILTER between your receiver and speaker. EASY to make, all parts, case etc, instructions, money back assurance, ONLY £5.30 inc. post.

CAMBRIDGE KITS

45 (PP) Old School Lane, Milton, Cambridge

GORSE'S

MAIN STOCKISTS FOR
GRUNDIG

Satellit 2100, 21 Wave Band Radio, TK545 and TK745 Stereo Tape Recorders, Radios, Radio/Cassette Recorders, Cassette Recorders, Microphones, etc., etc.

Please write, (send S.A.E.) phone or call for full details and prices.
42-44 CHURCH ST., 77 THE MALL
BLACKBURN BURNLEY
Tel: 51682 Tel: 35229

MAIL ORDER PROTECTION SCHEME

The Publishers of *Practical Wireless* are members of the Periodical Publishers Association which has given an undertaking to the Director General of Fair Trading to refund monies sent by readers in response to mail order advertisements, placed by mail order traders, who fail to supply goods or refund monies owing to liquidation or bankruptcy. This arrangement does not apply to any failure to supply goods advertised in a catalogue or in a direct mail solicitation.

In the unhappy event of the failure of a mail order trader readers are advised to lodge a claim with *Practical Wireless* within three months of the date of the appearance of the advertisement, providing proof of payment. Claims lodged after this period will be considered at the Publisher's discretion. Since all refunds are made by the magazine voluntarily and at its own expense, this undertaking enables you to respond to our mail order advertisers with the fullest confidence.

For the purpose of this scheme, mail order advertising is defined as—

'Direct response advertisements, displays or postal bargains where cash had to be sent in advance of goods being delivered'. Classified and catalogue mail order advertising are excluded.

ORDER FORM PLEASE WRITE IN BLOCK CAPITALS

Please insert the advertisement below in the next available issue of *Practical Wireless* for insertions. I enclose Cheque/P.O. for £.....
(Cheques and Postal Orders should be crossed Lloyds Bank Ltd. and made payable to Practical Wireless).


NAME

ADDRESS

Send to: Classified Advertisement Manager
PRACTICAL WIRELESS,
GMC, Classified Advertisement Dept., Rm. 2337,
King's Reach Tower, Stamford Street,
London SE1 9LS Telephone 01-261 5846
Rate
17p per word, minimum 12 words. Box No. 40p extra.

Company registered in England. Registered No. 53828. Registered office: King's Reach Tower, Stamford Street, London SE1 9LS

KITS PW 'EASYBUILD' CAR CLOCK KIT, Oct '76
Everything included except battery—IN STOCK NOW



order as:
"AUTOCLOCK KIT"
£17-85

only 40mm x 154mm x 85mm
FULLY AUTHOR-APPROVED KIT (We wrote the article)
● Only high quality components used—Pihler resistors, roller tinned fibre-glass PCB's etc. ● Full instructions included. Simple but sophisticated circuitry gives you good performance at low cost. You benefit from our experience in clock kit design. After sales service available at very reasonable cost. Uses our own crystal timebase kit.
Also available less case—order as "AUT-MODULE KIT" **£15-45**
Other Kits: For details see previous adds or Catalogue:
"ACK" Advanced 6 digit alarm clock kit **£26-90**
"GCK" 4 digit mini mantpiece clock (green displays) **£14-40**
"XTK" 50Hz crystal timebase kit **£6-28**
"ACK + BBK + XTK" **£33-58** "GCK + GBBK + XTK" **£19-40**

Send for **FREE CATALOGUE** giving details of our complete range of **Clock kits, Led displays, Cases** and other components

memory ic's and microprocessors

Please: Microprocessors should only be bought by experienced constructors. Sorry, we cannot answer technical queries or supply data other than our data selection.

IM6100CCDL	£45-36	6820	£17-67
8080A (2µS)	£32-25	6850	£17-67
6800	£33-47	3224	£9-76
ISPA/500 (SC/MP)	£18-75	8228	£12-16
2650	£27-99	8251	£17-67
		8255	£17-67

MEMORY IC's
Intel 2102A-5 (new version of 2102-2), 16 pin IC, TTL compatible, Single +5V supply, 650nsec., 1024 x 1 bit Static NMOS RAM. **£3-61**
Intel 2112A-4 650nsec. 256 x 4 bit Static NMOS RAM. **£4-76**
Intel 216508C CMOS 1024 x 1 bit Static RAM. **£8-05**

DATABOOK AND DATASHEETS: (may be photocopies)

New 1976 RCA CMOS and Linear IC Combined Databook	£9-70
New 1976 RCA 'Power Transistors, SCR's, Databook	£7-30
National Semiconductor 7400 series TTL Databook, c. 200 pages	£3-45
TTL Pin-Out Card Index. Set of cards with pin-outs (top and bottom views) of T.L. TTL range and many other T.L. IC's	£2-95
National Semiconductor Design Handbook, c. 280 pages	£5-20
Intel 8080 Microcomputer Systems Users Manual, c. 220 pages	£5-25
Motorola CMOS Databook (Vol. 5 Series A) c. 500 pages	£3-55
Motorola M6800 Microprocessor Applications Manual, c. 650 pages	£12-95
Motorola M6800 Programming Manual, c. 200 pages	£5-35
Motorola Booklet Introducing Microprocessors	£1-80
National SC/MP Intro Kit Users Manual	£8-75
National SC/MP Programming and Assembly Manual	£6-30
National SC/MP Technical Description	£1-85
2650 Microprocessor Manual 220 pp	£24-50

DATASHEETS on Microprocessors: (usually Xerox Copies)
Intersil IM6100 12 bit CMOS £9-75 RCA CDP1802 8 bit CMOS £9-75
National SC/MP 8 bit, Low cost £9-75 Zilog Z80 £9-75
Signetics 2650 8 bit, Low cost £9-75 Motorola MC6800 £9-75

CMOS From the top manufacturers, mainly RCA and MOTOROLA

CD4000	0-17	CD4027	0-64	CD4051	1-07	CD4088	0-82	CLOCK	
CD4001	0-18	CD4028	1-03	CD4052	1-07	CD4089	1-78	CHIPS	
CD4002	0-17	CD4029	1-31	CD4053	1-07	CD4093	0-92	AY51202	2-60
CD4006	1-35	CD4030	0-64	CD4054	1-33	CD4094	2-15	AY51224	3-50
CD4007	0-18	CD4031	2-55	CD4055	1-51	CD4095	1-20	MK50293	5-50
CD4008	1-14	CD4032	1-23	CD4056	1-51	CD4096	1-20	FLAT	
CD4009	0-64	CD4033	1-60	CD4059	5-48	CD4097	4-28	CABLE	
CD4010	0-64	CD4034	2-19	CD4060	0-67	CD4098	3-89	10m. for	1-00
CD4011	0-25	CD4035	1-35	CD4063	1-26	CD4099	2-11	20-w 1m.	8-00
CD4012	0-18	CD4036	3-65	CD4066	0-71	CD4502	1-43	10m. for	8-00
CD4013	0-64	CD4037	1-09	CD4067	4-28	CD4510	1-57	VEROCASES	
CD4014	1-16	CD4038	1-24	CD4068	0-24	CD4511	1-80	751410J	2-64
CD4015	1-16	CD4039	3-55	CD4069	0-24	CD4514	3-15	751411D	3-04
CD4016	0-64	CD4040	0-23	CD4070	0-67	CD4515	3-89	751237J	1-72
CD4017	1-16	CD4042	0-96	CD4071	0-24	CD4516	1-58	751238D	2-15
CD4018	1-16	CD4043	0-96	CD4072	0-24	CD4518	1-25	SUNDY	
CD4019	0-64	CD4043	1-16	CD4073	0-24	CD4520	1-43	CA3130	1-14
CD4020	1-28	CD4044	1-07	CD4075	0-24	CD4527	1-82	uA 741	0-35
CD4021	1-16	CD4045	1-61	CD4076	1-61	CD4532	1-65	SOLDERCON	
CD4022	1-11	CD4046	1-53	CD4077	0-60	CD4535	1-04	PINS	
CD4023	0-24	CD4047	0-64	CD4078	0-24	CD4556	1-04		
CD4024	0-89	CD4048	0-64	CD4081	0-24	MC14528	2-81		
CD4025	0-24	CD4049	0-64	CD4082	0-24	MC14553	4-68	100	0-50
CD4026	1-98	CD4050	0-64	CD4085	0-82	IM6508	1-05	1000	4-00

FAST SERVICE. We guarantee that Telephone Orders for goods in stock, received by 4.15 Mon-Fri, will be despatched the same day. Private customers use Access or Barclaycard (min. tel. order £5). Official orders no min.

SINTEL 53F Ashton Street, Oxford
Tel. 0865 49791



PRACTICAL WIRELESS T.V. SOUND TUNER

(Nov. 75 article by A. C. Ainslie)

- IF Sub-Assembly (G8) **£6-80.** P & P 75p.
- Mullard ELC1043 Varicap UHF Tuner **£4-00.** P & P 30p.
- 3-way Station Control Unit **£1-20.** P & P 25p.
- 6-way Station Control Unit (Special Offer) **£1-00.**
- Resistors, Caps, Semiconds etc. **£5-22.** P & P 55p.
- Printed Circuit Board **£1-00.** P & P 30p.
- Mains Transformer **£2-50.** P & P 30p.

Add 12½% VAT to price of goods. P & P all items 75p.
Copy of original article supplied on request

Callers welcome at shop premises.

MANOR SUPPLIES

172 WEST END LANE, LONDON NW6
(Near W. Hampstead Tube Stn.) Tel. 01-794 8751

IT'S EASY WHEN YOU KNOW!

To avoid missing your copy of PRACTICAL WIRELESS—simply complete this order form and hand it to your newsagent.

ORDER FORM

To: (name of newsagent)

Address

Please reserve/deliver every month one copy of PRACTICAL WIRELESS until further notice.

My Name

Address

CLEARANCE OFFER

At virtually cost price

INSTAR 103P LIQUID CRYSTAL DISPLAY watches. As previously advertised. Only **£17-50** to clear.

AN L.C.D. FOR UNDER £20!

OUR INTRODUCTORY OFFER—

INSTAR 103P L.C.D.
Continuous readout of Hrs, Mins, and pulsating Secs.
Gold plated case with S/S back and matching bracelet.
Presentation box. Limited availability **£18-90**



Special offer—new from U.S.A.

FAIRCHILD TIMEBAND L.C.D.'s
Not illustrated.
5 + 4—Functions
Constant readout Hrs, Mins, and pulsating Secs.
Single command button—push once for Day/Date—auto return—twice for cont.
Secs readout.
+ PLUS + Auto 4—Yr calendar adjust/Backlight/ A.M.—P.M. setting indicator




- Optional cont. alt. Time—
- Date display
- TC 411 Chrome finish **£27-90**
- TC 410 Gold plated **£30-90**
- With Leather strap and Presentation Box.
- Not illustrated
- TC 413 Chrome finish **£31-90**
- TC 412 Gold plated **£34-90**
- With matching bracelet and Presentation Box. Illustrated.
- These are beautiful watches.

No quibble, 1 Year Guarantee. Prices include V.A.T. and P. & P. Free Battery/s. Compare our prices and specifications.

Send cheque/Money Order to:—
TEMPUS, Dept. P.W., 5-7 NORFOLK STREET CAMBRIDGE CB1 2LD Tel. 55094


Published on approximately the 7th of each month by IPC Magazines Limited, Fleetway House, Farringdon Street, London EC4A 4AD. Printed in England by Index Printers, Dunstable, Beds. Sole Agents for Australia and New Zealand—Gordon and Gotch (Asia) Ltd.; South Africa—Central News Agency Ltd. PRACTICAL WIRELESS is sold subject to the following conditions, namely that it shall not, without the written consent of the Publishers first having been given, be lent, resold, hired out or otherwise disposed of by way of Trade at more than the recommended selling price shown on the cover, excluding Hire where the selling price is subject to V.A.T., and that it shall not be lent, resold, hired out or otherwise disposed of in a mutilated condition or in any unauthorised cover by way of Trade or affixed to or as part of any publication or advertising, literary or pictorial matter whatsoever.

SUPERSOUND 13 HI-FI MONO AMPLIFIER



A superb solid state audio amplifier. Brand new components throughout. 8 silicon transistors plus 2 power output transistors in push-pull. Full wave rectification. Output approx. 13 watts r.m.s. into 8 ohms. Frequency response 12Hz-20KHz ±3db. Fully integrated pre-amplifier stage with separate Volume, Bass boost and Treble cut controls. Suitable for 8-15 ohm speakers. Input for ceramic or crystal cartridge. Sensitivity approx. 40mV for full output. Supplied ready built and tested, with knobs, escutcheon panel, input and output plugs. Overall size 3" high x 6" wide x 7 1/2" deep. AC 200/240V. PRICE £18.75, P. & P. £1.00.


DE LUXE STEREO AMPLIFIER



A.C. mains 200-240 v. Using heavy duty fully isolated mains transformer. Full wave rectification giving adequate smoothing with negligible hum.

Valve line up: 2 x ECL86 Triode Pentodes, 1 x E280 as rectifier. Two dual potentiometers are provided for bass and treble control, giving bass and treble boost and cut. A dual volume control is used. Balance of the left and right hand channels can be adjusted by means of a separate 'Balance' control fitted at the rear of the chassis. Input sensitivity is approximately 200mV for full power output of 4 watts per channel (8 watts mono), into 3 ohm speakers. Full negative feedback in a carefully calculated circuit, allows high volume levels to be used with negligible distortion. Supplied complete with knobs, chassis size 11" x 4 1/2". Overall height including valves 5". Ready built & tested to a high standard. £12.40, P. & P. £1.30.

HARVERSONIC STEREO 44



A solid state stereo amplifier chassis, with an output of 2-4 watts per channel into 8 ohm speakers.

Using the latest high technology integrated circuit amplifiers with built in short term thermal overload protection. All components including rectifier smoothing capacitor, fuse, tone control, volume controls, 2 pin din sockets & 5 pin din tape rec./play socket are mounted on the printed circuit panel size approx. 9 1/2" x 2 3/4" x 1" max. depth. Supplied brand new & tested, with knobs, brushed anodised aluminium 2 way escutcheon (to allow the amplifier to be mounted horizontally or vertically) at only £9.00 plus 50p P. & P. Mains transformer with an output of 17v a/c at 500mA can be supplied at £1.50 + 40p P. & P. if required. Full connection details supplied.

VNAIR & REKINE SPEAKERS & CABINET FABRICS App. 54 in. wide. Our price £1.50 yd. length. P. & P. 50p Per yd. (min. 1 yd.). S.A.E. for samples.

BRAND NEW MULTI-RATIO MAINS TRANSFORMERS. Giving 13 alternatives. Primary: 0-210-240V. Secondary combinations 0-5-10-15-20-25-30-35-40-60v. half wave at 1 amp, or 10-0-10, 20-0-20, 30-0-30v. at 2 amps full wave. Size 3in. long x 3 1/4in. wide x 3in. deep. Price £2.90, P. & P. 90p.

MAINS TRANSFORMER. For power supplies. Pri. 200/240V. Sec. 9-0-9 at 500 mA. £1.50, P. & P. 60p. Pri. 200/240V. Sec. 12-0-12 at 1 amp. £1.65, P. & P. 60p. Pri. 200/240V. Sec. 10-0-10 at 2 amp. £2.35, P. & P. 90p. Pri. 200/240V. Sec. 23V at 1.5amp, 6V at 6 amp, 8V at 30mA. £2.00 + 55p P. & P.

ALL-PURPOSE POWER SUPPLY UNIT 200/240V. A.C. input. Four switched fully smoothed D.C. outputs giving 6v, 7.5v, and 9v, and 12v, at 1 amp on load. Fitted insulated output terminals and pilot lamp indicator. Hammer finish metal case overall size 6" x 3 1/2" x 2 1/2". Ready built and tested Price £5.75 P. & P. 85p.

STEREO-DECODER SIZE 2" x 3" x 1 1/2" ready built. Pre-aligned and tested. Sens. 20-560 mV for 9-16V neg. earth operation. Can be fitted to almost any FM VHF radio or tuner. Stereo beacon light can be fitted if required. Full details and instructions (inclusive of hints and tips) supplied. £5.68 plus 20p, P. & P. Stereo beacon light if required 40p extra.



QUALITY RECORD PLAYER AMPLIFIER MK. II A top quality record player amplifier employing heavy duty double wound mains transformer, ECC83, EL84, and rectifier. Separate Bass, Treble and Volume controls. Complete with output transformer matched for 3 ohm speaker. Size 7in. wide x 3in. deep x 6in. high. Ready built and tested. PRICE £7.00, P. & P. 90p. ALSO AVAILABLE mounted on board with output transformer and speaker. PRICE £3.00, P. & P. £1.

HARVERSONIC MAINS OPERATED SOLID STATE STEREO FM TUNER



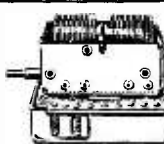
Enjoy fabulous stereo radio at this low introductory price!

Designed and styled to match our 10 + 10 amplifier but will suit any other standard stereo amplifier. The design incorporates the very latest circuitry techniques with high-gain, low noise IF stages. Automatic frequency control to 'lock-on' station and prevent drift. IC stereo decoder for maximum stereo separation. L.E.D. for stereo beacon indicator. Nominal output of tuner 100mV. Approximate size 12 1/2" wide x 8" deep by 2 1/2" high. Supplied ready built, fully tested and fully guaranteed. A/C Mains 200/240V (not available in kit form).

SPECIAL OFFER £22.50 + £1.40 p. & p.

SPECIAL OFFERS

Mullard LP1159 R.F.-F. Double Tuned Amplifier Module for nominal 470 KHz. Size approx. 2 1/2" x 1 1/2" x 7/8" 7-6 Volt + earth. 7-8 Volt + earth. Supplied pre-aligned, with full circuit diagram. Connection details supplied.



Beautifully made with precision-gear FM gang and 323PI + 323PI A.M. Tuning gang only £3.15 + P. & P. 35p.

PRECISION MADE

Push Button Switch bank. 8 Buttons giving 16 S/P C/O interlocked switches plus 1 Cancel Button Plus 3 S/P c/o. Overall size 5" x 2 1/2" x 1". Supplied complete with chrome finished switch buttons. 2 for £1.50 + 20p P. & P.

HI-FI LOUDSPEAKER SYSTEM MK II

Beautifully made, simulated teak finish enclosure with attractive slatted front. Size 16 1/2" high x 10 1/2" wide x 9" deep (approx.). Fitted with E.M.I. Ceramic Magnet 18" x 8" bass unit, H.F. tweeter unit and crossover. AVAILABLE IN NOMINAL 4 Ohm, 8 Ohm or 16 Ohm Impedance (state which). Handling power 10 watts R.M.S.

OUR PRICE £12.80 each. Carr. £1.90 ea.

Cabinet Available Separately £7.80, Carr. £1.40 each. Also available 2 in. x 1 1/2" x 8" bass speaker with parasitic tweeter £11.10, Carr. £1.90 ea.

LOUDSPEAKER BARGAINS

5in. 3 ohm £1.45, P. & P. 35p. 7 x 4in. 3 ohm £1.69, P. & P. 45p. 10 x 6in. 3 or 15 ohm £2.50, P. & P. 75p. E.M.I. 6 x 5in. 3 ohm with high flux magnet £3.00, P. & P. 50p. E.M.I. tweeter. Approx. 3 1/2". Available 3 or 8 or 15 ohms, £2.00 + 25p, P. & P.

"POLY PLANAR" WAFER-TYPE, WIDE RANGE ELECTRO-DYNAMIC SPEAKER Size 11" x 14 1/2" x 1 1/2" deep. Weight 10oz. Power handling 20W r.m.s. (40W peak). Impedance 8 ohm only. Response 40Hz-20KHz. Can be mounted on ceilings, walls, doors, under tables, etc., and used with or without baffle. Send S.A.E. for full details. Only £3.40 each + p. & p. (one 75p, two 90p).

Now also available 8" - 8 ohm 10 watts, r.m.s. 20 watt peak 40 Hz-20,000 Hz. Overall depth 1". Ideal for Hi-Fi or for use in cars £5.10 + p. & p. (one 35p, two 65p).

LATEST ACOS GP11/18C mono compatible cartridge with T/O stylus for LP/EP/78. Universal mounting bracket. £1.69, P. & P. 15p.

CERAMIC STEREO CARTRIDGE. Universal mounting brackets and turnover stylus. 70mV per channel output. ONLY £1.90, P. & P. 18p.

SONOTONE STEREO COMPATIBLE STEREO CARTRIDGE T/O stylus Diamond Stereo LP and Sapphire 78. ONLY £2.36, P. & P. 18p. Also available fitted with twin Diamond T/O stylus for Stereo LP. £2.86, P. & P. 18p.

LATEST CRYSTAL T/O STEREO/COMPATIBLE CARTRIDGE for EP/LP/Stereo 78. £1.80, P. & P. 18p.

LATEST T/O MONO COMPATIBLE CARTRIDGE for playing EP/LP/78 mono or stereo records on mono equipment. Only £1.58, P. & P. 18p.

SPECIAL LINES OFFERED SUBJECT TO STOCK AVAILABILITY

New but very slightly marked "GLENBURN" BSR automatic record changer decks fitted with cueing lever, lightweight arm and ceramic Hi-Fi stereo/compatible cartridge. Can be used for automatic or manual play. PRICE £9.50 + £1.20 P. & P.

Latest model GARRARD 6300 auto/manual changer de-luxe with cueing lever, bias compensator, counter-balanced low resonance arm and fitted with ACOS 104 diamond ceramic stereo cartridge. PRICE ONLY £14.50 + £1.50, P. & P.

Limited number of the latest BSR C142 auto manual changer de-luxe. Lightweight tubular arm with adjustable counterweight cueing lever, bias compensator. PRICE £13.00-£1.00 P. & P.

HARVERSONIC SUPERSOUND 10 + 10 STEREO AMPLIFIER KIT



A really first-class Hi-Fi Stereo Amplifier Kit. Uses 14 transistors including Silicon Transistors in the first five stages on each channel resulting in even lower noise level with improved sensitivity. Integrated pre-amp with Bass, Treble and two Volume Controls. Suitable for use with Ceramic or Crystal cartridges. Very simple to modify to suit magnetic cartridge—instructions included. Output stage for any speakers from 8 to 16 ohms. Compact design, all parts supplied including drilled metalwork high quality ready drilled printed circuit board with component identification clearly marked, smart brushed anodised aluminium front panel with matching knobs, wire, solder, nuts, bolts—no extras to buy. Simple step by step instructions enable any constructor to build an amplifier to be proud of. Brief specification; Power output: 14 watts r.m.s. per channel into 8 ohms. Frequency response ±3dB 12-30,000 Hz. Sensitivity: better than 80mV into 1MΩ. Full power bandwidth: ±3dB 12-15,000 Hz. Bass boost approx. to ±12dB. Treble cut approx. to -16dB. Negative feedback 18dB over main amp. Power requirements 35v. at 1.0 amp. Overall Size 12" w. x 8"d. x 2 1/2" h.

Fully detailed 7 page construction manual and parts list free with kit or sent 25p plus large S.A.E.

AMPLIFIER KIT £18.50 P. & P. 65p (Magnetic input components 33p extra)

POWER PACK KIT £5.50 P. & P. 85p

CABINET £5.50 P. & P. 85p

SPECIAL OFFER—only £23.75 if all 3 items ordered at one time plus £1 p. & p.

Full after sales service

Also available ready built and tested £31.25, P. & P. £1.


3-VALVE AUDIO AMPLIFIER HA84 MK II



Designed for Hi-Fi reproduction of records. A.C. Mains operation. Ready built on plated heavy gauge metal chassis, size 7 1/2" x 4 1/2" x 4 1/2". Incorporates ECC83, EL84, E280 valves. Heavy duty, double wound mains transformer and output transformer matched for 3 ohm speaker. Separate volume control and now with improved wide range tone controls giving bass and treble lift and cut. Negative feedback line. Output 4 1/2 watts. Front panel can be detailed and leads extended for remote mounting of controls. Complete with knobs, valves, etc., wired and tested for only £25.20, P. & P. £1.00.

HSL "FOUR" AMPLIFIER KIT. Similar in appearance to HA84 above but employs entirely different and advanced circuitry. Complete set of parts, etc £7.80 P. & P. £1.00.

10/14 WATT HI-FI AMPLIFIER KIT



A stylishly finished monaural amplifier with an output of 14 watts from 2 EL84 in push-pull. Sup. reproduction of both music and speech, with negligible hum. Separate inputs for mike and gram allow records and announcements to follow each other.

Fully shrouded section wound output transformer to match 3-15Ω speaker and 2 independent volume controls, and separate bass and treble controls are provided giving good lift and cut. Valve line-up 2 EL84, ECC83, EF86 and E280 rectifier. Simple instruction booklet 25p + SAE (Free with parts) All parts sold separately. ONLY £12.00 P. & P. £1.55. Also available ready built and tested £18.50 P. & P. £1.35.

GENERAL PURPOSE HIGH STABILITY TRANSISTOR PRE-AMPLIFIER

For P.U. Tape, Mike, Guitar, etc. and suitable for use with valve or transistor equipment. 9-18V battery or from H.T. line 200/800v. Frequency response 15Hz-25KHz. Gain 26dB. Solid encapsulation size 12" x 1 1/2" x 1 1/2". Brand new complete with instructions. Price £1.60 P. & P. 15p.

Prices include VAT at Current Rate

Open 9.30-5.30 Monday to Friday, 9.30-5 Saturday Closed Wednesday. All prices and specifications correct at time of press and subject to alteration without notice.

HARVERSON SURPLUS CO. LTD.

(Dept. P.W.) 170 HIGH ST., MERTON, LONDON, S.W.19 Tel.: 01-540 3985

SEND STAMPED ADDRESSED ENVELOPE WITH ALL ENQUIRIES

(Please write clearly) PLEASE NOTE: P. & P. CHARGES QUOTED APPLY TO U.K. ONLY. P. & P. ON OVERSEAS ORDERS CHARGED EXTRA.

The new Maplin Catalogue is no ordinary catalogue...

Hundreds of fascinating new lines.

Several major new projects to build.

MAPLIN ELECTRONIC SUPPLIES



SUPERSONIC SAME DAY SERVICE!

QUALITY COMPONENTS FAST!



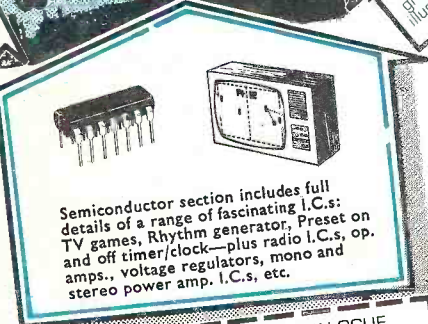
A range of ready-made musical effects units: Fuzz, Echo Chamber, Fuzz-Waa Pedal, Vibro-Chorus (tremolo, vibrato, phasing). Just compare our prices for these professional units.



Projects section include full construction details of a guitarist's organist's 13-note foot pedal. Features a very realistic bass guitar sound plus four organ stops on two footages. Self-contained, simply plugs into any amplifier.

Super Discount Scheme - saves you pounds!

Hundreds of photos and illustrations.



Semiconductor section includes full details of a range of fascinating I.C.s: TV games, Rhythm generator, Preset on and off timer/clock—plus radio I.C.s, op. amps., voltage regulators, mono and stereo power amp. I.C.s, etc.

Catalogue includes a very wide range of components: hundreds of different capacitors; resistors; transistors; I.C.s; diodes; wires and cables; discotheque equipment; organ components; musical effects units; microphones; turntables; cartridges; styli; test equipment; boxes and instrument cases; knobs, plugs and sockets; audio leads; switches; loudspeakers; books; tools - AND MANY MANY MORE.



* Our bi-monthly newsletter keeps you up to date with latest guaranteed prices - our latest special offers (they save you pounds) - details of new projects and new lines. Send 30p for the next six issues (5p discount voucher with each copy).

SEND THIS COUPON FOR **YOUR COPY OF OUR CATALOGUE ON APPROVAL!** Price 50p - SEND NO MONEY NOW. Please rush me a copy of your brand new 1977/78 catalogue the instant it is published. Only if I am completely satisfied that it is worth every penny, will I send 50p within 14 days of receipt. If I am not satisfied, I may return the catalogue to you within 14 days without obligation. I understand that I need not purchase anything from your catalogue should I choose to keep it.

NAME _____

ADDRESS _____

PW 1.

Maplin Electronic Supplies P.O. Box 3, Rayleigh, Essex, SS6 8LR

Dwing to delay in completion of larger warehouse, catalogue will be delayed by up to four weeks - so there's still time to order before publication and get your pack of ten super special offer coupons, giving big discounts on ten different popular items. YOU COULD SAVE POUNDS! - SO DON'T DELAY - FILL IN AND POST COUPON NOW!

MAPLIN

ELECTRONIC SUPPLIES
P.O. BOX 3, RAYLEIGH, ESSEX SS6 8LR

Shop: 284, London Road, Westcliff-on-Sea, Essex
(Closed on Monday) Telephone: Southend (0702) 47379