

# PRACTICAL WIRELESS

AUGUST  
1969

3/0

## TRANSET

3-BAND PORTABLE RADIO




also inside

VERSATILE INTERCOM SYSTEM

# ADCOLA

PRODUCTS LIMITED  
(Regd Trade Mark)

## THE RELIABLE SOLDERING INSTRUMENT!



SEND COUPON FOR LATEST LEAFLET

**ADCOLA PRODUCTS LTD**  
**ADCOLA HOUSE**  
**GAUDEN ROAD**  
**LONDON SW4**

NAME .....

ADDRESS .....

PW172

### NEWMARKET TRANSISTORS

NKT11	9/3	NKT452	12/6	BCY71	9/3	2N930	8/-
NKT12	7/3	NKT453	8/-	BCY72	4/6	2N1131	8/6
NKT72	5/-	NKT803F	6/6	BDY20	22/3	2N1132	10/-
NKT73	5/-	NKT613F	7/3	BFX29	11/6	2N1302	4/6
NKT124	8/6	NKT674F	5/-	BFX30	13/3	2N1303	4/6
NKT125	5/9	NKT677F	4/6	BFX84	6/6	2N1304	5/-
NKT126	5/-	NKT713	5/-	BFX85	8/-	2N1305	5/-
NKT135	6/6	NKT717	8/-	BFX86	6/6	2N1306	6/6
NKT137	6/6	NKT734	8/-	BFX87	8/-	2N1307	6/6
NKT210	5/9	NKT736	6/6	BFX88	7/3	2N1308	8/6
NKT211	5/-	NKT773	4/6	BFY50	5/-	2N1309	8/6
NKT212	5/-	NKT781	5/-	BFY51	4/6	2N1613	5/9
NKT213	6/6	NKT10419	5/-	BFY52	5/-	2N1711	6/6
NKT214	4/6	NKT10519	5/9	BFY53	4/6	2N1893	12/6
NKT215	5/-					2N2217	7/3
NKT216	10/-					2N2217A	15/6
NKT217	10/9					2N2218	8/6
NKT219	5/-					2N2218A	10/-
NKT223	5/9					2N2219	10/9
NKT224	4/6					2N2219A	12/6
NKT225	4/6					2N2220	7/3
NKT229	5/6					2N2221	8/6
NKT237	7/3					2N2221A	10/-
NKT238	4/6					2N2222	10/9
NKT239	5/-					2N2222A	12/6
NKT240	4/6					2N2237	9/6
NKT241	5/-					2N2238	4/6
NKT242	3/-					2N2369	4/6
NKT243	14/-					2N2369A	5/-
NKT244	3/-					2N2483	8/6
NKT245	3/9					2N2484	10/9
NKT261	3/9					2N2220A	10/9
NKT262	3/9					2N2304	10/9
NKT264	3/9					2N2904A	12/-
NKT271	3/9					2N2905	15/6
NKT272	3/9					2N2905A	18/-
NKT274	3/9					2N2906	12/6
NKT275	3/9					2N2906A	13/3
NKT281	5/-					2N2907	14/-
NKT302	16/6					2N2907A	20/9
NKT304	13/3					2N3053	5/9
NKT351	11/6					2N3055	20/9
NKT401	18/-					2G345	4/-
NKT402	19/3					2G371	4/-
NKT403	16/-					2G378	4/-
NKT404	13/3					OC22	10/-
NKT405	14/9					OC204	6/-
NKT406	13/3					OC44	6/-
NKT420	40/-					OC45	6/-
NKT451	13/3					ASZ17	10/-

### FERRANTI TRANSISTORS

ZTX300	1/11
ZTX302	3/-
ZTA	12/9
ZT19	12/9
ZT1613	7/9
ZT1700	17/9
ZT1701	22/6
ZT3055	20/6
KR54	27/6
KR56	27/6
ZR12	16/9
ZS170	1/11

NKT10339	6/6	BFY90	29/6
NKT10439	7/3	BSX19	4/6
NKT12329	11/6	BSX20	4/6
NKT12429	14/-	BSX30	16/6
NKT13229	5/-	BSX61	10/-
NKT13429	5/-	BSY95A	3/9
NKT35219	22/3	2N696	5/-
NKT16229	11/6	2N697	5/-
NKT20329	12/6	2N708	3/-
NKT20339	8/6	2N706A	3/-
BC107	4/6	2N708	4/6
BC108	3/-	2N709	11/6
BC109	4/6	2N914	5/-
BCY55	70/-	2N918	11/6
BCY70	5/-	2N928	7/3

Quantity	25/49	5%
Discount:	50/99	10%
	100/299	15%
	300/999	20%
	1,000	25%

all one type

### ORGAN BUILDERS!

**SILICON N.P.N. TRANSISTORS SUITABLE FOR USE IN DIVIDER CIRCUITS—1/6 each or £5 per 100.**

UNMARKED TRANSISTORS (tested) similar to:

2N753 1/6, BSY28 1/6, BSY65 1/6, OC44 1/6, OC71 1/-, OC72 1/-, ORP12 CADMIUM SULPHIDE LIGHT-SENSITIVE RESISTORS 9/- each.

**GIANT-SIZE SELENIUM SOLAR CELLS—PRODUCE UP TO 6mA AT 4 VOLTS FROM DAYLIGHT!** 67mm. diameter 10/- each. 50mm. x 37mm., 2 for 10/-.

**MULLARD POLYESTER CAPACITORS FAR BELOW COST PRICE!** 0.001µF 400V 3d., 0.0015µF 400V 3d., 0.0018µF 400V 3d., 0.0022µF 400V 3d., 0.01µF 400V 3d., 0.15µF 150V 6d., 0.22µF 150V 6d., 0.27µF 150V 6d., 1µF 125V 1/-.

**RECORD PLAYER CARTRIDGES. COMPLETE WITH NEEDLES** GP67/2 Mono 15/-, GP91/3 Compatible £1, GP93/1 Crystal Stereo 25/-, GP94/1 Ceramic 30/-.

**TRANSISTORISED SIGNAL INJECTOR KIT 10/-.**

**SIGNAL TRACER KIT 10/-.** **CAR REV. COUNTER KIT 10/-.**

### VEROBOARD

2½ x 1' 0.15 matrix 1/3 5 x 3½' 0.15 matrix 5/6 3½ x 3½' 0.1 matrix 4/9  
3½ x 2½' 0.15 matrix 3/3 17 x 2½' 0.15 matrix 11/- 5 x 2½' 0.1 matrix 4/7  
3½ x 3½' 0.15 matrix 3/11 17 x 3½' 0.15 matrix 14/8 5 x 3½' 0.1 matrix 5/6  
5 x 2½' 0.15 matrix 3/11 3½ x 2½' 0.1 matrix 4/2

Spot Face Cutter 7/6. Pin Insert Tool 9/6. Terminal Pins 3/6 for 36. Special Offer! Spot Face Cutter and 5 2½ x 1' boards..... 9/9 only

**PAPER CONDENSERS.** Mixed bags 0.001µF to 5µF, 12/6 per 100. **SILVER-MICA.** Ceramic, Polystyrene Condensers. Well assorted. Mixed types and values, 10/- per 100.

**RESISTORS.** Mixed types and values, ½ to 1 watt, 6/6 per 100. 55/- per 1,000. Wire-wound resistors. 1 watt to 10 watts. Mixed values, 20 for 10/-.

**TRANSISTORS.** Mixed, unmarked, mainly O.K. 7/6 for 50.

**12 VOLT TRANSISTORISED FLUORESCENT LIGHTS. HALF NORMAL PRICE.**

8 Watt 12" tube. Reflector type £2.19.6. 15 watt 18" Batten type £3.19.6. IDEAL FOR CAMPING OR CARAVAN HOLIDAYS! A BRIGHT LIGHT FOR VERY LITTLE CURRENT!

### ELECTROLYTIC CONDENSERS

0.25µF	3 volt	4µF	4 volt	10µF	25 volt	64µF	9 volt
1µF	6 volt	4µF	12 volt	20µF	8 volt	100µF	9 volt
1µF	20 volt	4µF	25 volt	25µF	6 volt	320µF	4 volt
1.25µF	16 volt	5µF	6 volt	25µF	12 volt	32µF	10 volt
2µF	3 volt	6µF	6 volt	25µF	25 volt	450µF	6.4 volt
2µF	350 volt	8µF	3 volt	30µF	6 volt	At 1/- each.	
2.5µF	16 volt	8µF	12 volt	30µF	10 volt	20 assorted	
3µF	25 volt	8µF	50 volt	50µF	8 volt	(our selection)	
3.2µF	64 volt	10µF	6 volt	64µF	2.5 volt	10/-	

Orders by post to:

**G. F. MILWARD, DRAYTON BASSETT, NEAR TAMWORTH, STAFFS.**

Please include suitable amount to cover post and packing. Minimum order 10/-. Stamped addressed envelope must accompany any enquiries. For customers in Birmingham area goods may be obtained from Rock Exchanges, 231 Alum Rock Road, Birmingham 8.

# Lasky's

## Garrard DECKS

COMPARE OUR PRICES!

### AT-60 MK 11

4-speed autochanger  
—less cartridge



**LASKY'S  
PRICE £14.10.0**

Post 5/-

#### AUTOCHANGERS

1025 less cartridge .....	£6.9.6.
1025 with GCM21 mono cartridge (Stereo Compat) ..	£6.19.6.
2025TC with GCM21 mono cartridge (Stereo Compat) ..	£7.19.6.
SL55 with J2006 stereo cartridge .....	£11.19.6.
SL65 less cartridge .....	£14.15.0.
SL75 less cartridge .....	£28.10.0.
SL95 less cartridge .....	£35.0.0.
A70 Mk II less cartridge ..	£13.19.6.
BSR UA47 less cartridge ..	£5.9.6.

#### SINGLE PLAYERS

SP26 Mk II less cartridge ..	£11.19.6.
AP76 with AD.76K magnetic cartridge .....	£21.0.0.
AP75 less cartridge .....	£18.10.0.
SRP22 Mains model less cartridge .....	£6.12.10.
SRP22 Battery model less cartridge .....	£7.15.3.
TRANSCRIPTION DECKS	
401 .....	£28.10.0.

#### GARRARD BASES

WBI £2.6.11; WBA Mk II £5.3.11; WB5 £5.8.11.

#### CLEARVIEW PERSPEX COVERS:

SPC1 £3.5.0; SPC4 Mk II £4.6.6. Postage on all above 5/- extra.

## LASKY'S GROSVENOR PLINTH

Beautifully styled by famous Scandinavian manufacturer for Garrard models SL55, SL65, 1025, 2025, 3000, SP25 Mk II, AT60 Mk II, etc. Finished in finest quality rosewood veneer. "Stereo" emblem on front.

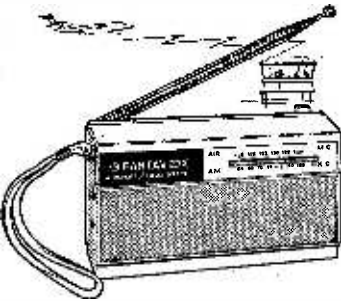
**LASKY'S PRICE 81/0** Post 2/6

ALSO AVAILABLE IN WALNUT 70/6 — TINTED PERSPEX COVER 45/-, Post 2/6

## FANTAVOX TV-1008

### VHF AIRCRAFT BAND AND AM RECEIVER

The first pocket size Receiver of its type allowing you to "tune-in" anywhere to the entire air-to-ground, ground-to-air communications band covered by 108-137Mc/s in addition to full AM medium wave band cover of 535-1600Kc/s. An extremely sensitive 10 transistor and 2 diode, superhet circuit plus 1 variable capacitor and 1 thermistor. Intermediate frequencies: AM-450 Kc/s; VHF-10.7Mc/s. Output power: 200mW. 2 1/2 in. Permanent Dynamic 8 ohm speaker, earphone also provided for "silent" listening. A built-in ferrite rod aerial is provided for AM reception and a fully directional telescopic antenna for VHF reception—the latter when collapsed neatly clips across the top of the set. Power is from 4-1.5v penlight cells and a jack socket for connection to a suitable AC converter is also provided. The Model TV-1008 is extremely well made and finished in grey plastic with metallic blue speaker baffle, chrome tele. pic antenna; attached wrist strap is also provided. Size 6 1/2 x 3 1/2 x 1 1/2 in. Complete with batteries, magnetic earphone, instructions and circuit data.




**LASKY'S PRICE £8.7.6** Post 5/-

## DENSHI BOARD KITS

### NEW EXPERIMENTAL AND EDUCATIONAL CIRCUIT SYSTEM

The DENSHI BOARD system enables the young experimenter and electronics hobbyist to produce a wide range of transistor circuits of increasing sophistication—without soldering or the use of any tools at all! Basically the system comprises a slotted circuit board into which plug-in components and bridge pieces are set to produce up to 30 different circuits. The components are encapsulated in transparent plastic blocks bearing the appropriate circuit symbol and value thus enabling even the complete novice to visually grasp the fundamentals of circuitry after only a few moments study. In addition each DENSHI BOARD KIT comes complete with an 80 page manual of circuits and data.



THESE ARE JUST A FEW OF THE  
CIRCUITS YOU CAN BUILD IN  
MINUTES:

VARIOUS RADIO RECEIVERS, AMPLIFIERS, MORSE CODE PRACTISE DEVICE, CONTINUITY TESTER, SIGNAL INJECTOR, SIGNAL TRACER, WIRELESS MICROPHONE ETC., ETC.

#### DENSHI BOARD KIT SR-1A comprises:

Base board; tuner block; 4 resistors; choke coil; transformer; 2SA transistor for RF; 2 diodes; 3 capacitors; battery block; morse key; antenna lead; crystal earphone; various bridge and connecting pieces and 80 page manual. This kit permits the building of 16 basic circuits.

**LASKY'S PRICE £4.19.6** Post 3/6

DENSHI BOARD KIT SR-2A as SR-1A but with the following additional parts: 2SB transistor for AF; 2 resistors; 1 capacitor; crystal microphone; test probes; electrode; additional connecting pieces; 9V battery. This kit permits the building of 30 basic circuits.

**LASKY'S PRICE £7.2.6** Post 3/6

## EXCLUSIVE FIRST THE IC 403 INTEGRATED CIRCUIT AMPLIFIER MODULE AVAILABLE NOW!



These tiny modules—size only 25 x 10 x 5 millimetres—represent the most amazing breakthrough in circuit design since the introduction of the transistor. The actual circuit—no bigger than a pin-head—is encapsulated in solid plastic fused with the heatsink and connecting pins to make an almost indestructible unit. The IC-403 is an integrated power and pre-amplifier requiring only the addition of tone and volume controls, power source and speaker to form a complete audio amplifier of 3W output. Originally developed for computer and space projects—there are many applications for these unique devices, wherever high efficiency and ultra compact size is required, i.e. miniature P.A. and audio amplifiers, intercoms, electronic organs, tape recorders etc. etc.

SPECIFICATION (ratings at 20°C): Output power typically 3W from 250mV input. Frequency response 20 Hz to 80KHz ±3dB. Power amp. distortion 0.3% (at 1W, 400Hz). Pre-amp. gain 24dB. Power amp. gain 26dB. Max. operating voltage 21V. Min. operating load 7.5 ohms. Noise level -75dB. Pre-amp. input imp. 2m/ohms. Pre-amp and power amp. D.C. input current 50N.A.

THE IC-403 IS AVAILABLE FROM STOCK EXCLUSIVELY FROM LASKY'S—COMPLETE WITH INSTRUCTION DATA AND SUGGESTED CIRCUIT APPLICATIONS.

**LASKY'S PRICE 52/6** Post 2/6

### GET YOUR LASKY'S AUDIO-TRONICS PICTORIAL

16 colour page catalogue in large 16 x 11 in. format packed with 1,000's of items from our vast stocks. Hi-Fi, Radio, Electronics, Test Equipment, Components etc., etc.  
Send 1/- for post only and inclusion on our regular mailing list (5/- overseas)

## Lasky's Radio Limited

#### Branches

207 EDGWARE ROAD, LONDON, W.2 Tel: 01-723 3271

33 TOTTENHAM CT. RD., LONDON, W.1 Tel: 01-531 2000

Open all day, 9 a.m. - 6 p.m. Monday to Saturday

152/3 FLEET STREET, LONDON, E.C.4 Tel: 01-352 2333

Open all day, 9 a.m. - 6 p.m. Monday to Saturday

#### High Fidelity Audio Centres

42-45 TOTTENHAM CT. RD., LONDON, W.1 Tel: 01-531 2573

Open all day, 9 a.m. - 6 p.m. Monday to Saturday

138 EDGWARE ROAD, LONDON, W.2 Tel: 01-723 3789

Open all day, 9 a.m. - 6 p.m. Monday to Saturday

ALL MAIL ORDERS AND CORRESPONDENCE TO: 3-15 CAVELL STREET, TOWER HAMLETS, LONDON, E.1





## Train for tomorrow's world in Radio and Television at The Pembridge College of Electronics.

The next full time 16 month College Diploma Course which gives a thorough fundamental training for radio and television engineers, starts on 3rd September 1969.

The Course includes theoretical and practical instruction on Colour Television receivers and is recognised by the Radio Trades Examination Board for the Radio and Television Servicing Certificate examinations. College Diplomas are awarded to successful students.

The way to get ahead in this fast growing industry—an industry that gives you many far-reaching opportunities—is to enrol now with the world famous Pembridge College. Minimum entrance requirements: 'O' Level, Senior Cambridge or equivalent in Mathematics and English.

To: The Pembridge College of Electronics  
(Dept. PW9), 34a Hereford Road, London, W.2  
Please send, without obligation, details of the Full-time Course in Radio and Television.

NAME .....

ADDRESS .....

## VALVES SAME DAY SERVICE

NEW! TESTED! GUARANTEED!


**SETS** 1R5, 1R5, 1T4, 3V4, DAF91, DF91, DK91, DL92, DL94.  
Set of 4 for 18/6, DAF96, DF96, DK96, DL96, 4 for 28/6.

OZ4	4/6	20F2	18/6	DK96	7/-	EL34	9/6	PCL84	7/6	UBF89	6/9
1A7GT	7/6	20F3	11/9	DL85	6/-	EL43	10/6	PCL85	9/6	UC92	5/-
1E5GT	7/6	30P4	18/6	DL92	5/9	EL84	4/9	PCL86	8/-	UC884	7/9
1N5GT	7/6	25L6GT	5/-	DL94	6/-	EL90	5/-	PENAA12/6	5/-	UC885	6/9
1R5	5/9	25U4GT11/6	6/-	DL96	7/-	EL500	12/6	PEN36CL15/-	5/-	UC890	8/8
1R5	4/3	30C1	6/6	DY86	5/9	EM80	5/9	PFL20012/6	5/-	UCH42	9/9
1T4	2/9	30C15	18/-	DY87	5/9	EM81	6/9	PL86	9/9	UCH61	6/9
3R4	5/9	30C17	16/-	EABC80	6/6	EM84	6/6	PL81	7/9	UCL82	7/8
3V4	6/-	30C18	11/6	EAF42	8/9	EM87	7/6	PL82	7/9	UCL83	11/8
6Y4G	4/6	30F2	16/-	EBC31	2/9	EY61	7/8	PL83	7/-	UF41	10/6
6Y4GT	5/9	30FL1	18/9	EBC33	8/-	EY86	6/6	PL84	6/6	UF85	6/9
6Z4G	7/6	30FL1214/8	6/-	EBC41	9/9	EZ40	7/6	PL500	13/-	UF89	6/9
6/30L2	18/-	30FL14	18/-	EBF80	6/9	EZ41	7/6	PL504	13/6	UL41	10/6
6AL5	2/3	30L1	6/6	EBF89	6/3	EZ80	4/6	PL508	23/8	UL44	20/-
6AM6	3/6	30L15	14/-	ECC81	4/9	EZ81	4/9	PL509	14/6	UL47	7/-
6AQ6	4/9	30L17	15/6	ECC82	4/9	GZ82	8/9	PM84	7/9	UM84	7/-
6AU6	4/6	30P4	12/-	ECC83	7/-	GZ83	9/9	PX25	10/6	UY41	7/6
6AT6	4/-	30P19	18/9	ECC84	5/6	KT61	8/9	PY31	5/6	UY85	5/9
6BA6	4/6	30P19	18/-	ECC85	5/9	KT86	16/-	PY32	10/-	VP4B	10/-
6BE6	4/9	30PL1	18/9	ECC80412/-	6/-	ME140015/-	6/-	PY33	10/-	VP1921	21/-
6BJ6	7/-	30PL13	15/6	ECCF80	7/-	N78	14/9	PY81	5/8	Z77	3/6
6BW6	13/-	30PL14	15/6	ECCF82	5/9	PABC80	7/-	PY82	5/8	Transistors	
6P13	3/6	35L6GT	8/-	ECH85	6/-	PC86	10/3	PY83	5/9	AC107	8/6
6P14	9/-	35L6GT	4/6	ECH42	10/6	PC88	10/3	PY88	6/3	AC127	2/6
6P23	14/3	35Z4GT	5/-	ECH81	5/9	PC96	8/6	PY800	7/6	AD140	9/6
6K7G	2/6	8065	18/6	ECH84	7/6	PC97	8/6	PY801	6/9	AF115	3/-
6K8G	4/3	AC/VP210/-	6/-	ECL80	6/9	PC900	8/-	R19	6/6	AF116	3/6
6L18	6/-	AZ31	9/-	ECL82	6/9	PCC84	6/6	R20	12/6	AF117	8/8
6V6GT	6/6	B729	12/6	ECL83	9/-	PC85	6/6	TH310	9/9	AF124	7/6
6X4	4/3	CC835	10/-	ECL86	8/8	PC89	9/9	U25	13/6	AF125	6/6
6X3GT	5/9	CL33	18/6	EF37A	6/6	PCC89	10/6	U26	12/-	AF126	7/6
7B7	7/-	CY31	6/9	EF39	4/9	PCC189	11/6	U47	13/6	AF127	3/6
7C6	6/9	DAC32	7/3	EF41	10/9	PCF80	6/6	U49	13/6	OC26	5/9
7Y4	6/6	DAF91	4/8	EF80	4/9	PCF82	6/8	U52	4/6	OC44	2/8
10F1	14/-	DAF96	6/6	EF85	6/-	PCF86	9/8	U78	4/8	OC45	2/8
10P13	15/6	DF33	7/9	EF86	6/3	PCF20013/6	6/6	U91	19/6	OC71	2/6
12AH5	33/-	DF91	2/9	EF89	5/9	PCF80013/6	6/6	U801	19/6	OC72	2/6
12AT7	4/9	DF96	6/6	EF91	3/6	PCF801	6/9	UABC80	6/9	OC75	2/6
12AUG	4/9	DH77	4/-	EF94	4/6	PCF802	9/6	UAF42	9/6	OC81	2/8
12AUX	4/9	DE81	10/9	EF183	6/-	PCF805	11/6	UB41	6/6	OC81D	2/8
12AX7	4/9	DK32	7/6	EF184	5/6	PCF808	12/-	UBC41	8/6	OC82	2/3
12K8GT	7/-	DK91	5/9	EH90	6/3	PCL82	7/-	UBC81	7/-	OC82D	2/6
19BG6G17/6	DK92	8/3	EL33	8/9	PCL83	9/-	UBF80	6/6	OC170	2/6	

## READERS RADIO

85 TORQUAY GARDENS, REDBRIDGE, ILFORD, ESSEX. Tel. 01-550 7441

Postage on 1 valve 9d. extra. On 2 valves or more, postage 6d. per valve extra. Any Parcel Insured against Damage in Transit 6d. extra.



### FABULOUS VALUE

#### TRANSISTORISED STEREO HI-FI RECORD PLAYER

Build your own Hi-Fi Record Player with the Serenade fully transistorised amplifier which comes complete with 2-10" x 6" speakers and the latest BSR 4 Speed Stereo/Mono Record Changer. Advanced solid state amplifier only 4 1/2" deep, 14 transistors plus 4 diodes, separate Bass and Treble - 10 watts total power. Frequency response 50-15,000 c/s.

EASY TO INSTALL  
NO TECHNICAL KNOWLEDGE REQUIRED

Only 28 Gns. + P&P 17/6

H. P. terms available. Dep. £9.16.0 & 12 monthly payments of 36/9 (Total H.P. £31.17.0). Send £10.13.6 today. Amplifier available separately at only 17 Gns.

### FANTASTIC BARGAIN OFFER!


#### "TRANSCONTINENTAL" FULLY TRANSISTORISED STEREO PHONIC RADIOGRAM CHASSIS

Complete with 2-10" x 6" speakers and the latest BSR Mono/Stereo Record Changer - a complete radiogram at half normal price ONLY. 10 Watts Total output 17 Transistors & 10 diodes

34 1/2 GNS. 17/6

EASILY FITTED NO TECHNICAL KNOWLEDGE NECESSARY H.P. available £12.1.6 dep. plus 18 monthly payments of 32/- (Total H.P. £40.17.6).

Send £12.19.0 today



Callers Welcome

POST THIS COUPON NOW!

PLEASE SEND ME FREE DETAILS OF YOUR RANGE

Name .....

Address .....

**LEWIS radio** 100 CHASE SIDE, SOUTHGATE Dep. P869 LONDON, N.14. TELEPHONE PAL 3733/8666

# PREMIER RADIO

23, TOTTENHAM COURT ROAD, LONDON, W.1

Tel: 01-636 3451



## COMPLETE STEREO SYSTEM


FOR ONLY **39 GNS**  
CARRIAGE 35/-



The Premier Stereo System consists of an all transistor stereo amplifier, Garrard Model 2025 auto/manual record player unit fitted stereo/mono cartridge and mounted in teak finish plinth with perspex cover and two matching teak finish loudspeaker systems. Absolutely complete and supplied ready to plug in and play. The 10 transistor Amplifier has an output of 5 watts per channel with inputs for pick up, tape and tuner also tape output socket. Controls: Bass, Treble, Volume, Selector. Power on/off, stereo/mono switch. Brushed aluminium front panel. Black metal case with teakwood ends: Size 12" x 5 1/2" x 3 1/2" high (Amplifier available separately if required £14.19.6. Carr. 7/6).

### WIDE RANGE OF HI-FI STEREO EQUIPMENT ON DEMONSTRATION

All leading makes available including Rogers, Armstrong, Dulci, Wharfedale, Goodmans, Goldring, Shure, etc. etc.



### E.M.I. 13x8in. HI-FI SPEAKERS

Fitted two 2 1/2in. tweeters and crossover network. Impedance 16 ohms. Handling capacity 10 watts. Brand New. 99/6, p. & p. 7/6.  
Also available without tweeters 49/6, p. & p. 7/6.

**TEAK FINISHED CABINET**  
Size 17 1/2" x 10" x 7 1/2in. Ideal for above speakers £5.10.0, p. & p. 10/-.

### PICK-UP CARTRIDGES AT MONEY SAVING PRICES!

GOLDRING G800 (Stereo)	£9.19.6
B & O SP1 (Stereo)	£5.5.0
PICKERING VIB/AC2 (Stereo)	£8.10.0
SONOTONE 9TAHG/Diamond (Stereo)	£2.15.0
ACOS GP91/1SC (Mono compatible)	£1.13.5
ACOS GP93-1 (Stereo)	£2.8.8
ACOS GP94 (Stereo)	£2.14.7
B S R X3M (Mono compatible)	£1.13.5
B S R X3H (Mono compatible)	£1.16.5
RONETTE 105 (Stereo)	£1.15.0
RONETTE 106 (Stereo)	£1.15.0

All complete with mounting brackets and instructions Post and Packing 1/6 each

### SPECIAL OFFER OF SHURE STEREO CARTRIDGES

Look at our special prices!

M3D	List £8.10.5.	Premier Price £6.19.6
M44-5	List £14.9.1.	Premier Price £11.11.0
M44C	List £12.19.5.	Premier Price £10.10.0
M44E	List £17.8.4.	Premier Price £13.19.6
M55E	List £20.15.1.	Premier Price £18.19.6
M75-6	List £17.8.4.	Premier Price £13.19.6
M75E	List £25.19.10.	Premier Price £21.0.0

Post and Packing 1/6 each

### "PREMIER" TAPE CASSETTES



C60	(60 min.)	10/6
C90	(90 min.)	15/-
C120	(120 min.)	20/-

P. & P. 1/-

### CASSETTE HEAD CLEANER

Removes unwanted deposits from delicate tape heads. Fits all cassette recorders. **15/-** P. & P. 1/-




### HI-FI STEREO HEADPHONES

Designed to the highest possible standard. Fitted 3 1/2" speaker units with soft padded ear muffs. Adjustable headband. 8ohm impedance. Complete with 6ft. lead and stereo jack plug. **59/6** P. & P. 5/-

MONO HEADPHONES 2000 ohm 14/6 P. & P. 2/6.  
STEREO STETHOSCOPE SET Low imp. 25/- P. & P. 2/-.  
MONO STETHOSCOPE SET Low imp. 10/6 P. & P. 2/-.

### "PREMIER" SPEAKER SYSTEM

Specially designed oiled teak cabinet with vynar front. Size 12 1/2" high, 7 1/2" wide, 8 1/2" deep. Fitted 6 1/2" EMI 8ohm Bass speaker with rolled surround and matching 3" E.M.I. tweeter. Fully lagged. **£7.19.6** Carr. 7/6



### MULTI TESTERS

**MODEL D14.** A really versatile instrument that makes a handy pocket size tool. Measures AC or DC voltage in three ranges of 0-15-150-1000 volts. Resistance 0-100,000 ohms. Current 0-150 mA D.C. Size only: 3 1/2" x 2 1/4" x 1 1/2in. Complete with battery, test leads and instructions. **49/6** 2/6.



**POCKET SIZE MODEL.** With wide-angle, jewelled meter movement, ceramic long-life, low-loss switching, tough impact resisting case. Sensitivity 20,000 ohms/volt D.C. 10,000 ohms/volt A.C. 19 Ranges: 0-6-25-50-250-500-2500 volts DC. 0-10-50-100-500-1000 volts AC. 0-50 uA-2.5 mA-250 mA D.C. 0-6000 ohms-6 megohms. 10u mf-0-001 mfd-1 mfd. -20 to +22dB. Complete battery, test lead and instructions. **£4.19.6** P. & P. 3/6.



### WELLER SOLDERING TOOLS



**"Expert" Solder Gun.** Saves time and simplifies soldering in the home and service dept. Two position trigger gives instant dual heat. 100/140 watt. 240 volt A.C. 67/6 P. & P. 2/-.  
**"Marksman" Soldering Iron.** Lightweight, conventional 3/16" pencil bit. Ideal for regular bench use and all those jobs around the home. 25 watts. 240 volt. A.C. 31/6 P. & P. 2/-.

### MONO GRAM AMPLIFIER

2 1/2 watts output. Uses EL84 valve, double wound mains transformer. Ideal for use with any record deck. Volume/on/off and tone controls on flying leads. Output impedance 3 ohms. Size overall 5 1/2" w. x 5 1/2" d x 3" h. A.C. 200/240V. ONLY 69/6. P. & P. 5/-.


### JULIETTE NA.5018 5 BAND 18 TRANSISTOR MAINS/BATTERY RADIO

Covers AM 540-1600Kc/s. Marine 1.6-4.6Mc/s. FM 88-108Mc/s. VHF 108-134Mc/s. PB 148-174Mc/s. Ferrite bar aerial for AM/MB. Telescopic aerial for FM/VHF/PB. 4" P.M. Speaker. Operates on AC 250v. or D.C. by four 1.5v. batteries. Size: 9 1/2" x 5 1/2" x 3 1/2". **PREMIER 33 GNS.** PRICE P. & P. 10/-.



### TWO STATION TRANSISTOR INTERCOMS.

Complete with battery and 50ft. connecting wire. Compact size, two way call system. Ideal for home, office, factory, etc. **49/6** P. & P. 4/-



**FOUR STATION INTERCOM.** Master unit and 3 slaves. Ideal for office and home. Complete with battery and connecting wire £7.19.6 P. & P. 5/6.

### "VERITONE" RECORDING TAPE

SPECIALLY MANUFACTURED IN U.S.A. FROM EXTRA STRONG PRE-STRETCHED MATERIAL. THE QUALITY IS UNEQUALLED.

TENSILISED to ensure the most permanent base. Highly resistant to breakage, moisture, heat, cold or humidity. High polished splice free finish. Smooth output throughout the entire audio range. Double wrapped—attractively boxed.

LP8 3"	250'	P.V.C.	5/6	DT6 5 1/2"	1800'	POLYESTER	22/6
TT8 3"	450'	POLYESTER	7/6	TT6 5 1/2"	2400'	POLYESTER	37/6
DT8 3 1/2"	600'	POLYESTER	11/6	SP7 7"	1200'	POLYESTER	12/6
SP5 5"	600'	P.V.C.	8/6	LP7 7"	1800'	P.V.C.	15/-
LP5 5"	900'	P.V.C.	10/-	DT7 7"	2400'	POLYESTER	25/-
DT5 5"	1200'	POLYESTER	18/-	TT7 7"	3600'	POLYESTER	50/-
LP6 5 1/2"	1200'	P.V.C.	12/6				

TAPE SPOOLS 3" 1/-, 5", 5 1/2", 7" 1/6. TAPE CASES 5", 5 1/2", 7" 2/6. Post and Packing 3" 1/-, 5", 5 1/2" 1/6, 7" 2/- (3 reels and over Post Free).



# RACAL RA-17

First ministry release of these world famous communication receivers. Frequency range 500 kc/s-30 Mc/s. Available in excellent condition, fully tested and guaranteed. £150. Carr. 40/-.

## CLASS D WAVEMETERS



A crystal controlled heterodyne frequency meter covering 1-17.3 Mc/s. Operation on 6 volts D.C. Ideal for amateur use. Available in good used condition. £5.19.6. Carr. 7/6. Or brand new with accessories. £7.19.6. Carr. 7/6.

## CLASS D WAVEMETERS No. 2

Crystal controlled. 1.2-19 Mc/s. Mains or 12V. D.C. operation. Complete with calibration charts. Excellent condition. £12.10.0. Carr. 30/-.



**MARCONI**  
**CT/44/TF956**  
AF Absorption  
Wattmeter

1  $\mu$  watt to 6 watts.  
£20. Carr. 10/-.

## LELAND MODEL 27 BEAT FREQUENCY OSCILLATORS

Frequency 0-20 Kc/s. on 2 ranges. Output 500V or 5kV. Operation 200/250V. A.C. Supplied in perfect order. £12.10.0. Carr. 10/-.



## AVOMETERS

Supplied in excellent condition, fully tested and checked. Complete with prods, leads and instructions. Model 47A £9.19.6. P. & P. 7/6.

## SOLARTRON CD-1016 OSCILLOSCOPE

Double beam. D.C. To 5 Mc/s. Excellent condition. £55 each. Carr. 20/-.

## AM/FM SIGNAL GENERATORS



Oscillator Test No. 2. A high quality precision instrument made for the ministry by Airtec. Frequency covers 20-80 Mc/s. AM CW/FM. Incorporates precision dial, level meter, precision attenuator 1 $\mu$ V-100mV. Operation from 12 volt D.C. or 0/110/200/250 volt A.C. Size 12 x 8 1/2 x 9 in. Supplied in brand new condition complete with all connectors fully tested. £45. Carr. 20/-.

## GEARED MAINS MOTORS

Faraday type 8D19 230/250V. A.C. Reversible. 30 r.p.m., P24 lbs. Complete with capacitor. Excellent condition. 99/6. Carr. 10/-.



## SINCLAIR EQUIPMENT

Z12 12 watt amplifier, 89/6  
P24 Power Supply Unit 89/6  
Stereo 25 Preamp. £29.19.6  
Q14 Speakers £7.19.6  
Micromatic Radio Kit  
49/6. Built 59/6.

## SPECIAL OFFER

Two Z12 Amps., P24 Power Supply, Stereo 25 Preampifier, £28, or with two Q14 speakers, £37.

## NEW SINCLAIR 2000 SYSTEM

35 watt Integrated Amplifier, £28. Carr. 5/-.  
Self-powered FM Tuner, £29. Carr. 5/-.


## ECHO HS-606 STEREO HEADPHONES



Wonderfully comfortable. Lightweight adjustable vinyl headband. 6ft. cable and stereo jack plug. 25-17,000 cps. 8 ohm imp. 87/6 P. & P. 2/6.

## UNR-30 4-BAND COMMUNICATION RECEIVER

Covering 550 Kc/s-30 Mc/s. Incorporates BFO. Built in speaker and phone jack. Metal cabinet. Operation 230/240V. A.C. Supplied brand new, guaranteed with instructions. Carr. 7/6 **13 gns.**



## TRIO COMMUNICATION RECEIVER MODEL 9R-59DE


4 band receiver covering 550 Kc/s to 30 Mc/s. continuous and electrical bandspread on 10, 15, 20, 40 and 80 metres. 8 valve plus 7 diode circuit. 4/8 ohm output and phone jack. SSB-CW • ANL • Variable BFO • S meter • Sep. bandspread dial • IF 455 Kc/s • Audio output 1.5 W. • Variable RF and AF gain controls. 115/250V. A.C. Mains. Beautifully designed. Size: 7 x 15 x 10 in. With instruction manual and service data. £42.10.0. carriage paid. **TRIO COMMUNICATION TYPE HEADPHONES.** Normally £5.19.6. OUR PRICE £3.15.0 if purchased with above receiver.

## TRIO JR-500SE 10-80 METRE AMATEUR COMMUNICATION RECEIVER IN STOCK

£69.10.0. Carr. paid. **SPECIAL BONUS OFFER! TRIO SP5D Matching Speaker Mat and TRIO HS4 Communication Headphones Normal Value £10.7.0. FREE OF CHARGE with every JR.500SE purchased.**

## HAMMARLUND SP600JX COMMUNICATION RECEIVER

High quality professional dual conversion communication receivers available for the first time in this country at a reasonable price. Frequency range 540 Kc/s-54 Mc/s. in 6 bands variable tuning or 6 channel crystal controlled. 2-5 watt output into 600 ohms. Input 110/230V. A.C. 2-5 watt circuit incorporating: Xtal filter B.F.O. A.N.L. Xtal calibrator, S meter etc. Size 19 x 12 x 22 in. (List £520) Offered in excellent condition, fully tested and checked. £100 each.



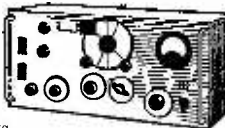
## LAFAYETTE LA-224T TRANSISTOR STEREO AMPLIFIER



19 transistors, 8 diodes, IHF music power, 30W at 8 $\Omega$ . Response 30-20,000  $\pm$  2dB at 1W. Distortion 1% or less. Inputs 3mV and 250mV. Output 3-16 $\Omega$ . Separate L and R. volume controls. Treble and bass control. Stereo phone jack. Brushed aluminum, gold anodised extruded front panel with complementary metal case. Size 10 1/2 x 3 9/16 x 7 13/16 in. Operation 115/230V. A.C. £28. Carriage 7/6.

## MARCONI TEST EQUIPMENT

EX-MILITARY RECONDITIONED. TF144G STANDARD SIGNAL GENERATORS, 85 Kc/s-25 Mc/s. £25. Carr. 30/-, TF.885 VIDEO OSCILLATOR 0-5 Mc/s £45 Carr. 30/-, TF.195M BEAT FREQUENCY OSCILLATOR 0-40 Kc/s. 200/250V. A.C. £20 Carr. 30/-, TF.142E Distortion Factor Meter, £20 Carr. 20/-, All above offered in excellent condition, fully tested and checked. TF1100 VALVE VOLTMETER, Brand New, £50, TF.1267 TRANSMISSION TEST SET, Brand New, £75, TF.1371 Wide Band Millivolt Meter, Brand New, £50.



# MULTIMETERS for EVERY purpose!

**LAFAYETTE DE-LUXE 100K/10VOLT "LAB TESTER"** Giant 6 1/2 in. scale. Built-in meter protection 0/5/2-5/10/50/250/500/1,000V D.C. 0/3/10/50/250/500/1,000V A.C. 0/10/100  $\mu$ A/1/10/100/500mA/2.5/10A. 0/1K/10K/100K/10M/100M. -10 to 49.4dB. £18.8.0. P. & P. 5/-.



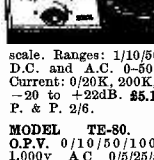
**TE-900 20,000  $\Omega$ /VOLT GIANT MULTIMETER** mirror scale and overload protection. 6in. full view meter. 2 colour scale. 0/2-5/10/250/1,000/5,000 v. A.C. 0/25/125/10/50/250/1,000/5,000V D.C./50  $\mu$ A/1/10/100/500 mA/10 amp. D.C. 0/2K/200K/20 MEG. OHM. £15. P. & P. 5/-.

**MODEL AS-100D, 100K  $\Omega$ /VOLT.** 5in. mirror scale. Built-in meter protection. 0/3/12/60/120/300/600/1,200V. D.C. 0/6/30/120/300/600V. A.C. 0/1.0  $\mu$ A/1/6/30/300mA/12 amp. 0/2K/200K/2M/20M  $\Omega$ . -20 to +17dB. £12.10.0. P. & P. 3/6.




**LAFAYETTE 57 Range Super 50k  $\Omega$ /volt Multimeter.** D.C. volts 12 mV -100V. A.C. volts 1.5V -100V. D.C. current 25  $\mu$ A-10 amp Ohms 0-10meg  $\Omega$ dB -20 to +81 dB. Overload protection. £12.10.0. Carr. 3/6.

**MODEL TE-90 50,000 O.P.V.** mirror scale overload protection 0/3/12/60/300/600/1200V. D.C. 0/6/30/120/300/600V. A.C. 0/3/6/30/120/300mA. 0/16K/160K/1-6M/16 Meg.  $\Omega$ . £5.10.0. P. & P. 3/-.



**PROFESSIONAL 20,000 ohm LAB. TYPE Multimeter.** Automatic overload protection, mirror scale. Ranges: 1/10/50/250/500/1,000 volts. D.C. and A.C. 0-500  $\mu$ A, 10mA, 250mA. Current: 0/20K, 200K, 2 megohm. Decibels: -20 to +22dB. £5.19.6. P. & P. 2/6.

**MODEL TE-70, 30,000 O.P.V.** 0/3/15/60/300/600/1,200V. D.C. 0/6/30/120/600/1,200V. A.C. 0/30  $\mu$ A/3/30/300mA. 0/16K/160K/1-6M/16 Meg.  $\Omega$ . £5.10.0. P. & P. 3/-.



**MODEL TE-80, 20,000 O.P.V.** 0/10/50/100/500/1,000V A.C. 0/5/25/50/250/500/1,000V D.C. 0-50  $\mu$ A. 5/50/500mA. 0/6K/60K/600K/6meg. £4.17.6. P. & P. 3/-.

**MODEL FT-34, 1,000 O.P.V.** 0/10/60/250/500/1,000V. A.C. and D.C. 0/1/10/50/500mA. D.C. 0/100K  $\Omega$ . 89/6. P. & P. 1/6.



**MODEL TE-12, 20,000 O.P.V.** 0/6-6/30/120/600/1,200/3,000/6,000V. D.C. 0/6/30/120/600/1,200V. A.C. 0/60  $\mu$ A/6/60/600mA. 0/6K/60K/6Meg./60 Meg. 50P. 0-2mFd. £5.19.6. P. & P. 3/6.

## TO-2 PORTABLE OSCILLOSCOPE

A general purpose low cost economy oscilloscope for everyday use. Y amp. Bandwidth 2 CPS-1 mHz. Input Imp 2 meg  $\Omega$  25 pF. Illuminated scale. 2in. tube. 115 x 180 x 230mm. Weight 5lb. 220/240V. a.c. Supplied brand new with handbook. £22.10.0. Carr. 10/-.



## FIELD TELEPHONES TYPE L

Generator ringing, metal cases. Operates from two 1.5V batteries (not supplied). Excellent condition. £4.10.0 per pair. Carr. 10/-.

## TE-40 HIGH SENSITIVITY A.C. VOLTMETER

10 meg. input 10 ranges: -0.1/0.03/1/3/15/30/100/300V. R.N.S. 4cps. -1.2 Mc/s. Decibels -40 to +50dB. Supplied brand new complete with leads and instructions. Operation 230V. A.C. £17.10.0. Carr. 5/-.



## AUTO TRANSFORMERS

0/115/230V. Step up or step down. Fully shrouded. 150 W. £112.6. P. & P. 3/6. 300 W. £27.6. P. & P. 6/6. 500 W. £3.10.0. P. & P. 6/6. 1,000 W. £5.10.0. P. & P. 7/6. 1,500 W. £6.10.0. P. & P. 8/6. 7,500 W. £15.10.0. P. & P. 20/-.

## TE22 SINE SQUARE WAVE AUDIO GENERATORS

Sine: 20c/s to 200 Kc/s on 4 bands. Square: 20c/s to 30Kc/s. Output impedance 5,000 ohms. 200/250V. A.C. Supplied brand new and guaranteed with instruction manual and leads, £16.10.0. Carr. 7/6.

## TE111. DECADE RESISTANCE ATTENUATOR

Variable range 0-111dB. Connections, Unbalanced T and Bridge T. Impedance 600  $\Omega$  range (0-1dB x 10) + (1dB x 10) + 10 + 20 + 30 + 40dB. Frequency: d.c. to 200KHz (-3dB). Accuracy: 0-0.5dB. +Indication. dB x 0-0.1. Maximum input less than 4W (50V). Built in 600  $\Omega$  load resistance with internal/external switch. Brand new £27.10.0. P. & P. 5/-.

## TE-20D RF SIGNAL GENERATOR

Accurate wide range signal generator covering 120 Kc/s-500 Mc/s on 120 bands. Directly calibrated. Variable R.F. attenuator, audio output. Xtal socket for calibration. 220/240V. A.C. Brand new with instructions. £15. Carr. 7/6. Size 140 x 215 x 170 mm.

## CAR LIGHT FLASHERS

Heavy duty light flasher employs a condenser discharge principle operating on electro mechanical relay. (As inset). Housed in strong plastic case. Flashing rate between 60-120 per minute. 12V DC operation. Maximum load 6 amps. Size 2-11/16in. dia. x 4in. Supplied brand new at a fraction of original cost. 6/6 each P. P. 2/6. (3 for 17/6 P. P. 4/6)

Full range of all components - valves semiconductor - test equipment receivers - hi-fi equipment - all at discount prices.

G. W. SMITH & CO (RADIO) LTD. Also see oppo. page

# NEW CATALOGUE

Nearly 200 pages giving full details of a comprehensive range of COMPONENTS, TEST EQUIPMENT, COMMUNICATION EQUIPMENT AND HI-FI EQUIPMENT. Each section greatly enlarged and fully illustrated. Thousands of items many at bargain prices. Free Discount Coupons Value 10/-

SEND NOW—ONLY 7/6 P.P.T.

# GARRARD

FULL CURRENT RANGE OFFERED BRAND NEW AND GUARANTEED AT FANTASTIC SAVINGS

- |              |         |             |          |
|--------------|---------|-------------|----------|
| SRP22 Mono   | £6.10.0 | *SP25 MK II | £11.19.6 |
| SRP22 Stereo | £6.19.6 | *SL35       | £11.19.6 |
| *1025 Mono   | £7.10.0 | *A70 MK II  | £12.10.0 |
| *1025 Stereo | £7.15.0 | *AT60 MK II | £13.10.0 |
| *2025 Stereo | £7.19.6 | *SL65       | £14.14.0 |
| *3025/T/C    | 401     | AP75        | £19. 0.0 |
| Mono/Stereo  | £8.17.6 | SL75        | £29. 0.0 |
| *3000 Stereo | £9.19.6 | SL95        | £35. 0.0 |



Carriage/insurance 7/6 extra any model. VB4 Basses £219.6. Perspex covers £310.0. \*Special offer base and cover available for these models at £4.15.0. Carr. 5/- Full range of Garrard accessories available.

## TYPE 13A DOUBLE BEAM OSCILLOSCOPES

An excellent general purpose 12B oscilloscope. T.B. 2 cps-750 Kc/s. Bandwidth 5-5 Mc/s. Sensitivity 33mV/C.M. Operating voltage 0/110/200/250V. A.C. Supplied in excellent working condition. £22.10.0. Or complete with all accessories, probe, leads, lid, etc. £25. Carriage 30/-.

## ADMIRALTY B.40 RECEIVERS

Released by the Ministry. High quality 10 valve receiver manufactured by Marbury. Coverage in 5 bands 650 Kc/s-30 Mc/s. I.F. 500 Kc/s. Incorporates 2 R.F. and 3 I.F. stages, band-pass filter, noise limiter, crystal controlled B.F.O., callibrator, O/E output, etc. Built-in speaker, output for phones. Operation 150/230 volt A.C. Size 194 x 138 x 16in. Weight 14 1/2 lbs. Offered in good working condition. £22.10.0. Carr. 30/-. With circuit diagrams. Also available B.41 L.F. version of above. 15 Kc/s-700 Kc/s. £17.10.0. Carr. 30/-.

## R209 MK II COMMUNICATION RECEIVER


11 valve high grade communication receiver suitable for tropical use. 1-20 Mc/s on 4 bands. AM/CW/FM operation. Incorporates precision vernier driver, B.F.O., aerial trimmer, internal speaker and 12v. D.C. internal power supply. Supplied in excellent condition, fully tested and checked. £15.0.6. Carr. 20/-.

## ADVANCE TEST EQUIPMENT

Brand new and boxed in original sealed cartons. VM. 76 VALVE VOLTMETER. R.F. measurements in excess of 100 Mc/s and D.C. measurements up to 100V with accuracy of +2% D.C. range. 300 MV to 1 KV. A.C. range 300 MV to 300 V RMS. Resistance +02-500 MΩ. Price £72. VM. 78 A.C. MILLIVOLT METER. Transistorised. 1 MV-300 V. Frequency 1 c/s to 1 Mc/s. Price £55. VM. 79 UHF MILLIVOLT METER. Transistorised. A.C. range 10 MV-3 V. D.C. current range 0.1μA-3 MA. Resistance 1 ohm-10 megohms. Price £125. HIB AUDIO SIGNAL GENERATOR. 15 c/s-500 Kc/s. sine or square wave. Price £30. JIB AUDIO SIGNAL GENERATOR. 15 c/s-500 Kc/s. Price £30. JIB AUDIO SIGNAL GENERATOR. As per JIB except fitted with output meter. Price £25. TTIS TRANSISTOR TESTER. £37.10.0. Carriage 10/- per item.

## SOLARTRON MONITOR OSCILLOSCOPE TYPE 101

An extremely high quality oscilloscope with time base of 10μsec to 20msec. Internal VU amplifier. Separate mains power supply 200/250V. Supplied in excellent condition with cables, probe, etc., as received from Ministry. £219.6. carriage 30/-.



## LAFAYETTE PF-60 SOLID STATE VHF FM RECEIVER

A completely new transistorised receiver covering 152-174 Mc/s. Fully tunable or crystal controlled (not supplied) for fixed frequency operation. Incorporates 4 INTEGRATED CIRCUITS. Built-in speaker and illuminated dial. Squelch and volume controls. Tape recorder output. 75Ω aerial input. Headphone jack. Operation 230V. A.C./12V. D.C. Neg. earth. £27.10.0. Carr. 10/-.

LAFAYETTE SOLID STATE HAG00 RECEIVER 5 BAND AM/CW/SSB AMATEUR AND SHORT WAVE 150 Kc/s-400 Kc/s and 550 Kc/s-30 Mc/s F E T front end • 2 mechanical filters • Hugs dial • Product detector • Crystal calibrator • Variable BFO • Noise Limiter • S meter • 24in Bandspread • 230V. A.C./12V. D.C. neg. earth operation • RP gain control. Size 15in. x 9 1/2in. x 3 1/2in. Weight 18 lbs. EXCEPTIONAL VALUE. £45. Carr. 10/- . S.A.E. for full details.



## Variable Voltage TRANSFORMERS

Brand new, guaranteed and carriage paid. High quality construction. Input 230V. 50-60 cycles. Output full variable from 0-250 volts. Bulk quantities available. 1 amp. —£5.10.0; 5 amp. —£8.15.0; 5 amp. —£14.10.0; 10 amp. —£18.10.0; 12 amp. —£21.0.0; 20 amp. —£27.0.0.

First grade quality Moving Coil panel meters available ex-stock. S.A.E. for illustrated leaflet. Discounts for quantity. Type MR 38P. 1 1/2in. square fronts.

500-0-500μA	25/-	50mA	25/-	150V. D.C.	25/-
1mA	25/-	100mA	25/-	300V. D.C.	25/-
1-0-1mA	25/-	150mA	25/-	500V. D.C.	25/-
2-0-2mA	25/-	200mA	25/-	750V. D.C.	25/-
5mA	25/-	300mA	25/-	1KV. A.C.	25/-
10mA	25/-	500mA	25/-	50V. A.C.	25/-
750mA	25/-	3V. D.C.	25/-	150V. A.C.	25/-
50-0-50μA	35/-	2 amp.	25/-	300V. A.C.	25/-
100μA	35/-	5 amp.	25/-	500V. A.C.	25/-
100-0-100μA	35/-	20mA	25/-	S meter ImA	20/6
200μA	35/-			VU meter	38/6

Postage Extra. Larger sizes available—send for lists.

## TRANSISTORISED L.C.R. A.C. MEASURING BRIDGE

A new portable bridge offering excellent range and accuracy at low cost. Ranges: R. 1Ω-11.1 megΩ. 6 Ranges ±1%. L.I. μH - 1.11 HENRYS. 6 Ranges ±2%. C. 10pF - 1110nF. 6 Ranges ±2%. TURNS RATIO 1:1/1000-1:11100. 6 Ranges ±1%. Bridge voltage at 1,000 cps. Operated from 9 volts. 100μA. Meter indication. Attractive 2 tone metal case. Size 7 1/2 x 5 x 2in. £20. P. & P. 5/-.

## TE-65 VALVE VOLTMETER

High quality instrument with 25 ranges. D.C. volts 1.5-1,500V. A.C. volts 1.5-1,500V. Resistance up to 1,000 megohms. 200/240V. A.C. operation. Complete with probe and instructions. £17.10.0. P. & P. 6/- Additional probes available: R.F. 35/-, H.V. 42/6.

## AMERICAN TAPE

First grade quality American tapes. Brand new. Discount on quantities.

3in. 225ft. L.P. acetate	3/6
3in. 600ft. T.P. mylar	10/6
5in. 600ft. std. plastic	8/6
5in. 900ft. L.P. acetate	10/6
5in. 1,200ft. T.P. mylar	15/6
5in. 1,200ft. L.P. acetate	12/6
5in. 1,200ft. L.P. mylar	15/6
5in. 1,800ft. D.P. mylar	22/6
5in. 2,400ft. T.P. mylar	39/6
7in. 1,200ft. std. acetate	12/6
7in. 1,800ft. L.P. acetate	15/6
7in. 1,800ft. L.P. mylar	20/6
7in. 2,400ft. L.P. mylar	25/6
7in. 3,600ft. T.P. mylar	45/6

Postage 2/- Over £3 post paid. COMPUTER TAPE. Very little used, excellent condition. 2,400ft. x 1/2in. 19/6 reel, P. & P. 5/-.

## RECORDING HEADS

Reuter 1-track. As fitted to Collaro Mk. IV and Studio Decks. High imp. record playback, low imp. erase. Lower track only. Brand new. 19/6 pair. COSMOCORD 1-track heads. High imp. record/playback 65/-, Low imp. erase 20/- MARRIOTT 1-track heads. High imp. record/playback 65/-, Low imp. erase 20/-, Post extra.

## ★ TRANSISTORISED FM TUNER ★

6 TRANSISTOR HIGH QUALITY TUNER, SIZE 6 x 4 x 2 1/2in. 3 I.F. stages. Double tune discriminator. Ample output to feed most amplifiers. Operates on 9V battery. Coverage 88-108Mc/s. Ready built ready for use. Fantastic value for money. £6.7.6. P. & P. 2/6. Stereo multiplex adapter 99/6.

## TRANSISTORISED TWO-WAY TELEPHONE INTERCOM

Operative over amazingly long distances. Separate call and press to talk buttons, 2-wire connection. 1000's of applications. Beautifully finished in ebony. Supplied complete with batteries and wall brackets. £6.19.6. P. & P. 3/6.

## TE-16A Transistorised Signal Generator

5 ranges 400KHz-30MHz. An inexpensive instrument for the handyman. Operates on 9v battery. Wide easy to read scale. 800KHz modulation. 5 1/2 x 5 1/2 x 3 1/2in. Complete with instructions and leads. £7.19.6. P. & P. 4/-.

## MODEL ZQM TRANSISTOR CHECKER

It has the fastest capacity for checking on A, B and Ico. Equally adaptable for checking diodes, etc. Spec. A: 0-7-0-9967. B: 5-200. Ico: 0-50 microamps 0-5mA. Resistance for diode 200Ω-1MΩ. Supplied complete with instructions, battery and lead. £5.19.6. P. & P. 2/6

## TE-20RF SIGNAL GENERATOR

Accurate wide range signal generator covering 120 Kc/s-260 Mc/s on 6 bands. Discriminated Variable R.F. attenuator. Operation 200/240V. A.C. Brand new with instructions. £16.0.0. P. & P. 7/6. S.A.E. for details.

## ARF-100 COMBINED AF-RD SIGNAL GENERATOR

A.F. SINE WAVE 20-200,000 c/s. Square wave 20-30,000 c/s. O.P. HIGH IMP. 21V. P/P600 Ω 3-BV. P.P. TF 100 Kc/s-300 Mc/s. Variable R.F. attenuation int/ext. modulation. Incorporates dual purpose meter to monitor AF output and % mod. on R.F. 220/240V. A.C. £30.0.0. Carr. 7/6.

## LAFAYETTE TE-46 RESISTANCE CAPACITY ANALYSER

2 pF-2000 mFd. 2 ohms 200 megohms. Also check capacity, impedance, turns ratio, insulation, 200/250V. A.C. Brand New £17.10.0 Carr. 7/6.

## NOW OPEN IN EDGWARE ROAD

Our new walk around shop is now open at 311 Edgware Road fully stocked with all Hi-Fi, Communication and Test Equipment. Call into your nearest shop—Edgware Road for all Equipment—Liste Street for all Equipment and Components.

# GW. SMITH & CO. (RADIO) LIMITED

3 and 3A, LISLE STREET, LEICESTER SO., LONDON, W.C.2. 01-437 8204  
311, EDGWARE RD., LONDON, W.2. 01-437 9185  
311, EDGWARE RD., LONDON, W.2. 01-262 0387

OPEN 9 a.m. to 6 p.m. every day Monday to Saturday (Edgware Road 1 day Thurs.) Trade supplied.

(ALL MAIL ORDERS TO: 3, LISLE STREET, LEICESTER SQUARE, LONDON, W.C.2)

# F.A.L.

## Phase 32

**You must hear this superb unit**

**15 + 15 WATT HIGH FIDELITY OUTPUT**

### SOLID STATE STEREO AMPLIFIER

Recommended Retail Price **ONLY 35 Gns.**

- ★ **Excellent performance**
- ★ **High grade components and transistors**
- ★ **Impressive technical specification**
- ★ **Attractive appearance**
- ★ **Modest cost**

Housed in Teak veneered Cabinet, Switched selection of Mic., Magnetic P.U., Ceramic P.U., Radio Tuner, Tape Recorder.

**Available from your local Hi-Fi Dealer**

Wholesale and Retail enquiries to Manufacturers

**FUTURISTIC AIDS LTD, 103 Henconner Lane, Leeds 13**

SEND S.A.E. FOR FULLY DESCRIPTIVE LEAFLET



## New Edition—Now Out

Thinking of High Fidelity—first read Goodmans 28 page High Fidelity Manual. It contains interesting articles on Stereo; an Introduction to High Fidelity; Stage-built systems; as well as full details of Goodmans High Fidelity audio products.

### Send for your free copy

Please send me a free copy of Goodmans Manual


Name \_\_\_\_\_

Address \_\_\_\_\_

PW8

**Goodmans Loudspeakers Limited**

Axiom Works, Wembley, Middlesex. Tel: 01-902 1200



# YOURS FREE FOR 7 DAYS

## The 'New Picture-Book' way of learning **BASIC ELECTRICITY (5 VOLS.)** **BASIC ELECTRONICS (6 VOLS.)**

You'll find it easy to learn with this outstandingly successful **NEW PICTORIAL METHOD**—the essential facts are explained in the simplest language, one at a time, and each is illustrated by an accurate, cartoon-type drawing. The books are based on

the latest research into simplified learning techniques. This has proved that the **PICTORIAL APPROACH** to learning is the quickest and soundest way of gaining mastery over these subjects.

**TO TRY IT, IS TO PROVE IT**

This carefully planned series of manuals has proved a valuable course in training technicians in **Electricity, Electronics, Radio and Telecommunications.**

### WHAT READERS SAY

"May I take this opportunity to thank you for such enlightening works and may I add, in terms, easily understood by the novice."

L. W. M., Birmingham.

"I find that the new pictorial method is so easy to understand, and I will undoubtedly enjoy reading the following five volumes: thank you for a wonderful set of books."

C. B., London.

"Please accept my admiration for producing a long felt want in the field of understanding Electronics."

S. B. J., London.

"The easiest set of manuals it has been my pleasure to study."

J. P. P., Taunton.

A TECH-PRESS PUBLICATION

**POST NOW FOR THIS OFFER!!**

To The SELRAY BOOK CO., 60 HAYES HILL, HAYES, BROMLEY, KENT BR2 7HP

Please send me **WITHOUT OBLIGATION TO PURCHASE**, one of the above sets on **7 DAYS FREE TRIAL**, I will either return set, carriage paid, in good condition within 7 days or send the following amounts. **BASIC ELECTRICITY 75/-** Cash Price, or Down Payment of **20/-** followed by 3 fortnightly payments of **20/-** each. **BASIC ELECTRONICS 90/-** Cash Price, or Down Payment of **20/-** followed by 4 fortnightly payments of **20/-** each. This offer applies to **UNITED KINGDOM ONLY**. Overseas customers cash with order, prices as above.

**Tick Set required (Only one set allowed on free trial)**

**BASIC ELECTRICITY**  **BASIC ELECTRONICS**

Prices include Postage and Packing.

Signature \_\_\_\_\_

(If under 21 signature required of parent or guardian)

**NAME** \_\_\_\_\_  
**BLOCK LETTERS**

**FULL POSTAL** \_\_\_\_\_  
**ADDRESS** \_\_\_\_\_




# Build yourself a quality transistor radio

backed by our after sales service!

## roamer seven mk IV SEVEN WAVEBAND PORTABLE

SEVEN TUNABLE WAVEBANDS—  
MW1, MW2, LW, SW1, SW2, SW3 AND TRAWLER BAND.



### pocket five

MEDIUM WAVE, LONG WAVE  
AND TRAWLER BAND (to 50  
metres approx.) PORTABLE  
WITH SPEAKER AND EARPIECE

Attractive black and gold case. Size 5½ x 1½ x 3½in. Tunable over both Medium and Long Waves with extended M.W. band for easier tuning of Luxembourg, etc. All first grade components—7 stages—5 transistors and 2 diodes, supersensitive ferrite rod aerial, fine tone moving coil speaker, also Personal Earpiece with switched socket for private listening. Easy build plans and parts price list 1/6 (FREE with parts).




Total building costs  
**44'6** P. & P.  
3/6

### transona five

MEDIUM WAVE, LONG WAVE  
AND TRAWLER BAND (to 50  
metres approx.) PORTABLE  
WITH SPEAKER AND EARPIECE

Attractive case with red speaker grille. Size 6½ x 4½in. x 1½in. 7 stages—5 transistors and 2 diodes, ferrite rod aerial, tuning condenser, volume control, fine tone moving coil speaker also Personal Earpiece with switched socket for private listening. All first grade components. Easy build plans and parts price list 1/6 (FREE with parts).



Total building costs  
**47'6** P. & P.  
3/9

### super seven

THREE WAVEBAND PORTABLE  
WITH 3in. SPEAKER

Attractive case size 7½ x 5½ x 1½in. with gilt fittings. The ideal radio for home or outdoors. Covers Medium and Long Waves and Trawler Band. Special circuit incorporating 2 R.F. Stages, push pull output, ferrite rod aerial, 7 transistors and 2 diodes, 3in. speaker (will drive larger speaker) and all first grade components. Easy build plans and parts price list 2/- (FREE with parts). (Personal Earpiece with switched socket for private listening 5/- extra.)



Total building costs  
**69'6** P. & P.  
4/6

### roamer six

SIX WAVEBAND PORTABLE  
WITH 3in. SPEAKER

Attractive case with gilt fittings. Size 7½ x 5½ x 1½in. Tunable on Medium and Long waves, two short waves, Trawler Band Plus an extra M.W. band for easier tuning of Luxembourg, etc. Sensitive ferrite rod aerial and telescopic aerial for Short waves. All top grade components. 8 stages—6 transistors and 2 diodes including Micro-Alloy R.F. Transistors etc. (Carrying strap 1/6 extra). Easy build plans and parts price list 2/-.



Total building costs  
**79'6** P. & P.  
4/6

Extra M.W. band for easier tuning of Luxembourg, etc. Built in ferrite rod aerial for Medium and Long Waves. 5 Section 22in. chrome plated telescopic aerial for Short Waves—can be angled and rotated for peak S.W. listening. Socket for Car Aerial. Powerful push pull output. 7 transistors and 2 diodes including Micro-Alloy R.F. Transistors. Famous make 7 x 4in. P.M. speaker for rich-tone volume. Air spaced ganged tuning condenser. Volume on/off control wave change switches and tuning control. Attractive case with carrying handle. Size 9 x 7 x 4in. approx. First grade components. Easy to follow instructions and diagrams make the Roamer 7 a pleasure to build.

Total building costs

**£5.19.6**

P. & P.  
7/6


Personal Earpiece with switched socket for private listening 5/- extra.

Parts price list and easy build plans 3/- (Free with parts).

## NEW LOOK melody six

TWO WAVEBAND PORTABLE

8 stages—6 transistors and 2 diodes. Covers Medium and Long Waves. Top quality 3½in. Loudspeaker for quality output and also with Personal Earpiece with switched socket for private listening. Two R.F. stages for extra boost. High "Q". Ferrite Rod Aerial. Push-pull output. Handsome pocket size case with gilt fittings. Size 6½ x 4 x 2½in. Easy build plans and parts price list 2/- (FREE with parts).



Total building costs  
**69'6** P. & P.  
4/3

## RADIO EXCHANGE CO

61 HIGH STREET, BEDFORD. Tel. 0234 52367

I enclose £..... please send items marked

ROAMER SEVEN	<input type="checkbox"/>	ROAMER SIX	<input type="checkbox"/>
TRANSONA FIVE	<input type="checkbox"/>	SUPER SEVEN	<input type="checkbox"/>
POCKET FIVE	<input type="checkbox"/>	MELODY SIX	<input type="checkbox"/>

Parts price list and plans for .....

Name .....

Address .....

PW8

\* Callers side entrance Stylo Shoe Shop

\* Open 10-1, 2.30-4.30 Mon-Fri. 9-12.30 Sat

## THE 'YORK' HIGH FIDELITY 3 SPEAKER SYSTEM

★ Moderate size, only 25 x 14 x 10in. Complete Kit **19 1/2 Gns.**  
 ★ Response 30-20,000 c.p.s. Impedance 15 ohms.  
 ★ Performance comparable with units costing considerably more. Consists of (1) 12in. 15 watt Bass unit with cast chassis, Roll rubber cone surround for ultra low resonance, and ceramic magnet. (2) 3-way quarter section series cross-over system. (3) 8 x 5in. high flux 24in. driver. (4) High efficiency tweeter. (5) Measured weight of woolen acoustic damping material. (6) Teak veneered cabinet. (7) Circuit and full instructions. Terms: Dep. £5.10.6 and 9 monthly payments 39/- (Total £23.1.0). **DEMONSTRATIONS AT ALL BRANCHES.**



## R.S.C. STEREO/20 HI-FI AMPLIFIER PROVIDING

10/14 WATT ULTRA LINEAR PEAK PUSH-PULL OUTPUT ON EACH CHANNEL. SUITABLE FOR "MIKE", GRAM, RADIO OR TAPE. (7) valves ECC83, (2) ECL86, (4) EZ81. Frequency Response: ±30 millivolts c.p.s. Hum Level: 65dB down. Sensitivity: 30 millivolts max. Harmonic Distortion: 0.2%. ★ Four-position tone compensation and Input Selector Switch. ★ Stereo/Mono switch. ★ Neon panel indicator. ★ Handsome Perspex Frontplate. ★ Separate Bass and Treble controls. Output transformers are high quality sectionally wound. Outputs for 3 and 15 ohm speakers. Complete set of parts, point-to-point wiring diagrams and instructions. On factory assembled with our metal cover **15 Gns.** Or Dep. £4.10.0 and 9 monthly payments £2 (Total £22.10.0). Send S.A.E. for leaflet. Carr. 12/6

## R.S.C. A10 30 WATT ULTRA LINEAR HI-FI AMPLIFIER

Highly sensitive. Push-Pull high output, with Pre-amp/Tone Control Stages. Performance figures of factory built units: Hum level -70dB. Frequency response ±3dB 30-20,000 c.p.s. Sectionally wound output transformer. All high spec components. Valves: EF86, 6F8, ECC83, 807, 807, GZ34. Separate Bass and Treble Controls. Sensitivity 36 mV. Suitable for high impedance microphones. Crystal or Ceramic P.U.'s. Designed for Clubs, Schools, Theatres, Dance etc. For use with Electronic Organ, Guitars, String Bass, etc. Gram, Radio or Tape. Reserve L.T. and H.T. for Radio. Two inputs with associated Volume controls so that two separate inputs such as Gram and "Mike" can be mixed. 200-250v. 500/s A.C. mains. For 3 and 15 ohm speakers. Complete kit of parts with point-to-point wiring diagrams and instructions. Carr. 12/6 **14 Gns.** Twin-handled perforated cover 27/6. Supplied factory built with EL34 output valves. 12 months' guarantee. **TERMS: Dep. £6.0.0 and 9 monthly payments of 32/- (Total £20.8.0).** Send S.A.E. for leaflet.

## R.S.C. A11 HIGH FIDELITY 12-14 WATT AMPLIFIER

PUSH-PULL ULTRA LINEAR OUTPUT "BUILT-IN" TONE CONTROL PRE-AMP. Two input sockets with associated allowing use of Gram, P.U. and etc. High sensitivity 5 valves—ECC83 (2), EL84 (2), EZ81. High quality sectionally wound output transformer. IND. BASS AND TREBLE CONTROLS. Frequency response ±3dB 30-20,000 c.p.s. Hum level -90dB. SENSITIVITY 40 millivolts. For Crystal or Ceramic P.U.'s. High Impedance. Suitable for Gram, String Bass, Electronic Guitars. Full instructions and point-to-point wiring diagrams. Carr 11/6 (or factory built 12 Gns). Twin handled metal cover 27/6. **TERMS ON ASSEMBLED UNITS. Deposit 97/6 and 9 monthly payments of 22/- (Total £14.15.6).**

"mikes". For Musical Instruments such as String Bass, Electronic Guitars etc. Size approx. 12 x 9 x 7in. For A.C. mains 200-250v. 50 c.p.s. **9 Gns.** Full instructions and point-to-point wiring diagrams. Carr 11/6 (or factory built 12 Gns). Twin handled metal cover 27/6. **TERMS ON ASSEMBLED UNITS. Deposit 97/6 and 9 monthly payments of 22/- (Total £14.15.6).**

## RSC A11 TRANS-TORISED VERSION OF ABOVE COMPLETE KIT 9 Gns (Assembled 13 Gns)

## R.S.C. BASS-REGENT 50 WATT AMPLIFIER

An exceptionally powerful high quality all-purpose unit for lead, rhythm, bass guitar, vocalists, gram, radio, tape. Peak O/P rating. ★ Two extra heavy duty 12in. Loudspeakers. ★ Four Jack inputs and two Volume Controls for simultaneous use of up to four pick-ups or "mikes". Bass and Treble controls. **52 Gns.** Dep. £10.1.9 and 9 monthly payments of £5.11.9. (Total £71 gns). Send S.A.E. for leaflet. G100 100 watt peak output with Pr. speaker columns and a Bass Unit (Six 12 and Two 15" Spkrs.) **912 gns**

## R.S.C. BATTERY/MAINS CONVERSION UNITS

Type BMI All-dry battery eliminator. Size 5 1/2 x 4 1/2 2in. approx. Completely replaces batteries supplying 1.5v. 200/250v. 500/s is available. Complete kit with diagram 49/11 or assembled 59/11.

SELENIUM RECTIFIERS (Bridge) F.W. All 6/12v. D.C. output. Max. A.C. input 15v. 1a. 4/3. 2a. 6/11. 3a. 9/8. 4a. 12/6. 6a. 15/6.

## BLACKPOOL

AGENT APPOINTED O. & C. ELECTRONICS 227 CHURCH ST.



## R.S.C. COLUMN SPEAKERS

Covered in two-tone Rexine/Vynal. Ideal for vocalists and Public Address, 15 ohm matching. C57 15 watts inc. five 7 x 4in. speakers 27.19.11. TYPE C485 30 WATTS. Fitted four 8in. high flux 8 watt speakers. Overall size approx. 42 x 10 x 5in. Or deposit 67/- and 9 mthly pmts 34/9 (Total £18.19.9) Carr. 10/- **16 Gns.** TYPE C4125 50 WATTS. Fitted four 12in 11,000 line 15 watt 24 Gns. speakers. Overall size 56 x 14 x 9in. approx. Carr. 15/- Or Deposit £4.13.6 and 9 monthly payments of 52/6 (Total £28.5.0).

## 30 WATT HI-FI AMPLIFIER

for Guitar, Vocal or Instrumental Group A 2 or 4 input, 2 vol. control HI-FI unit with Separate Bass and Treble controls. Current valves. Peak output rating. Strong Rexine covered cabinet with handles. Attractive black/gold perspex facia. Neon indicator. For 200-250v. A.C. mains. For 3 or 15 ohm speakers. Send S.A.E. for leaflet. Deposit 4 gns. and 9 mthly payments of 39/8 (Total 21 gns). **18 Gns.** Carr. 12/6

## F.A.L. 'Phase Fifty' PUBLIC ADDRESS AMPLIFIER

Solid State Circuitry. 50 Watts Peak Output, 3 separately controlled inputs for mixing purposes. Separate Bass and Treble Controls. Output for Loudspeakers 8-30 ohms. Suitable for Dynamic, Ribbon or Crystal Mikes. For Clubs, Theatres, Restaurants, Hotels, Schools, etc. For Vocal or Instrumental Groups. Send S.A.E. for leaflet. **only 29 Gns.**

## 12in. HIGH QUALITY LOUSPEAKERS

In Teak or Afrormosia veneered Cabinets 15 Watt 11,000 lines 20 Watt 10,000 lines **£8.19.9** 3 or 15 ohms Carr 7/6 **£5.15.0** 15 ohms. Carr 8/9

## FANE ULTRA HIGH POWER LOUSPEAKERS

All power ratings are R.M.S. continuous. 2 year guarantee. High Flux 14,000 line ceramic magnets. Heavy cast chassis.

'POP' 100 18" 100 Watt <b>19 GNS.</b>	'POP' 60 15" 60 Watt Carr. 15/-	'POP' 50 12" 50 Watt Carr. free
---	---------------------------------------	---------------------------------------

## POWER PACK KIT

Consisting of Mains transformer, Metal Rectifier, Electrolytics, smoothing choke, chassis and circuit. 200/250v. A.C. mains. Output 250v. 60mA 6.3v. 2a. Supplied with case in lieu of chassis 29/11. Or assembled 39/11. **25/11**

## CLEARANCE LINES

15" 40 WATT LOUSPEAKERS IN CABINET 14 Gns Heavy construction. Covering Rexine and Vynal

## 14 WATT HI-FI AMPLIFIERS

High sensitivity. Two separate inputs. Two vol. controls for mixing purposes. Separate Bass and Treble Controls. Valves ECC83, ECL86, ECL86, EZ90. Output for 15 ohm Loudspeaker. 200-250v 50 c.p.s. A.C. mains operation. Size approx. 8 x 3 x 6in. Factory built and fully guaranteed. Limited number to clear at **£7-19-11** 10/-

## EXTENSION 'SPEAKERS' 29/9

Cabinet size 12 x 8 x 6in. approx. attractive grey lizard skin finish. Fitted high flux 5 watt 3 ohm speaker. Mono **59/9** Stereo **69/9**

## EMI PLAYER TURNTABLES

with P.U. 4 speed. Turnover cart-ridge. Limited number. **59/9** Stereo **69/9**

## PHONE AMPLIFIERS

Speak and listen with both hands free. Standard dry battery operated. Attractive black moulded case. **59/9**

## 1 WATT TRANSISTOR AMPLIFIERS

for 3-5 ohm loudspeakers. Miniature size. Brand new boxed. Post free **37/9**

## PRINTED CIRCUIT KITS

for making printed circuits. Complete with 72 square ins. laminated board and necessary fluids. Post 2/9 **12/9**

## J.B. VHF/FM DIAL & DRIVE ASSEMBLIES

Complete with escutcheon. Size 7" x 4". Escutcheon 7" x 2". Post 2/9 **ONLY 9/9**

## TAPE RECORD/PLAYBACK AMPLIFIERS

4 watts output. Magic Eye Recording level indicator. For 3 ohm L/S. All normal facilities. Less Facia plate. For 200/250 A.C. mains. Carr 8/6. **£8.15.0**

## ARMSTRONG UNITS CLEARANCE

Stereo Amplifier 222 **£25** Carr. 10/6 AM/FM Tuner Amplifier 227M **£35** Carr. 10/6

## MINI-8 HI-FI LOUSPEAKER UNITS

Teak or Afrormosia veneered cabinet, size approx. 10 1/2 x 6 1/2 x 7 1/2in. Peak power handling 8 watts 3 ohms. Carr. 5/- Clearance Price **59/11**

## JASON VHF/FM TUNER DESIGNS

Total cost of parts **5 Gns.** FMT2 **£6.19.11.** JTV2 9 1/2 Gns. Please state channel.

## STEREO/TEN HIGH QUALITY AMPLIFIER

5 watts high quality peak output on each channel Sensitivity 50 millivolts. Suitable all crystal or ceramic stereo cartridges. Ganged Bass and Treble Controls. Valves ECC83 (2), EL84 (2), EZ81. For 2-3 ohm speakers. Assembled with 12 months' guarantee Carr. 7/9 **£11.19.6**

## 6/12V CAR BATTERY CHARGERS

Complete kit of parts with Ammeter and Circuit. Both models with variable charge rate selector. **4 amp 49/9** **6 amp 69/9** All types 200-250v. A.C. Mains. Built 10/- extra.

## R.S.C. MAINS TRANSFORMERS

FULLY GUARANTEED. Interleaved and Impregnated. Primarys 200-250v. 500/s. Components

MIDGET CLAMPED TYPE 24 x 24 x 2in.	15/11
250v., 60mA, 6.3v. 2a.	18/11
250-0-250v., 60mA 6.3v. 2a.	
FULLY SHROUDED UPRIGHT MOUNTING	
250-0-250v. 60mA, 6.3v. 2a., 0-5-6.3v. 2a.	21/9
250-0-250v. 100mA, 6.3v. 4a., 0-5-6.3v. 3a.	27/9
300-0-300v. 100mA, 6.3v. 4a., 0-5-6.3v. 2a.	37/9
300-0-300v. 150mA, 6.3v. 4a., c.t., 5v. 3a.	45/9
For Mullard 510 Amplifier	
350-0-350v. 100mA, 6.3v. 4a., 0-5-6.3v. 3a.	37/9
350-0-350v. 150mA, 6.3v. 4a., 0-5-6.3v. 3a.	47/9
425-0-425v. 200mA, 6.3v. 4a., c.t., 5v. 3a.	99/9
425-0-425v. 200mA, 6.3v. 4a., 6.3v. 3a., 5v. 3a.	75/-
450-0-450v. 250mA, 6.3v. 4a., c.t., 5v. 3a.	37/9
TOP SHROUDED DROP-THROUGH TYPE	
250-0-250v. 70mA, 6.3v. 2a., 0-5-6.3v. 2a.	21/9
250-0-250v. 100mA, 6.3v. 3a., 0-5-6.3v. 2a.	28/9
250-0-250v. 100mA, 6.3v. 2a., 6.3v. 1a.	27/9
350-0-350v. 80mA, 6.3v. 2a., 0-5-6.3v. 2a.	37/9
250-0-250v. 100mA, 6.3v. 4a., 0-5-6.3v. 3a.	37/9
300-0-300v. 100mA, 6.3v. 4a., 0-5-6.3v. 1a.	37/9
300-0-300v. 130mA, 6.3v. 4a., 0-5-6.3v. 1a.	44/9
Suitable for Mullard 510 Amplifier	
350-0-350v. 100mA, 6.3v. 4a., 0-5-6.3v. 3a.	37/9
350-0-350v. 150mA, 6.3v. 4a., 0-5-6.3v. 3a.	45/11
FILAMENT or TRANSISTOR POWER PACK Types	
6.3v. 1.5a. 7/9; 6.3v. 2a. 8/9; 6.3v. 3a. 10/9; 6.3v. 4a. 21/9; 12v. 1a. 8/9; 12v. 3a. or 24v. 1.5a. 21/9; 0-9-18v. 1.5a. 17/9; 0-12-25-42v. 2a. 29/9.	
CHARGER TRANSFORMERS 0-9-15v. 1.5a. 14/11; 2.5a. 17/9; 3a. 19/11; 5a. 23/9; 6a. 27/9; 8a. 33/9.	
AUTO (Step UP/step DOWN) TRANSFORMERS	
0-110/120v. 200-230-250v. .... 50-80 watts 15/9	
150 watts 39/11; 250 watts 49/9; 500 watts 99/9	
OUTPUT TRANSFORMERS	
Standard Pentode 6,000Ω to 7,000Ω to 3Ω .. 8/9	
Push-Pull 6 watts EL84 to 3Ω or 15Ω .. 12/9	
Push-Pull 10 watts 6V6 ECL86 to 3, 5, 8 or 15Ω .. 22/9	
Push-Pull EL84 to 3 or 15Ω 10-12 watts .. 21/9	
Push-Pull Ultra Linear for Mullard 510, etc. .. 39/9	
Push-Pull 15-18 watts sectionally wound 6L6, KT66, etc. for 3 or 15Ω .. 35/9	
Push-Pull 20 watt high quality sectionally wound EL34, 6L6, KT66 etc. to 3 or 15Ω .. 59/9	
SMOOTHING CHOKES	
150mA, 7-10H, 250Ω 12/9; 100mA, 10H, 200Ω 10/9; 80mA, 10H, 250Ω 8/9; 60mA, 10H, 400Ω 4/11.	

# R.S.C. SENSATIONAL HIGH FIDELITY STEREO PACKAGE OFFERS

"PACKAGE 3" 30 WATT OUTPUT  
 ★ Goldring Transcription Turntable on Plinth  
 ★ Shure or Goldring Magnetic Pick-up Cartridge  
 ★ Super 30 Amplifier in veneered housing **86 Gns.**  
 ★ Pair of Stanton Loudspeaker Units  
 Special total price. Four fully wired units ready to "plug-in". Carr. 25/-  
**TERMS AVAILABLE ALL PACKAGE OFFERS**

Matching as recommended for optimum performance. Send for coloured brochure showing other money saving offers.

"PACKAGE 2" 30 WATT OUTPUT  
 ★ Garrard SP25 Mk II Turntable on Plinth  
 ★ Goldring CS90 Ceramic P.U. Cartridge  
 ★ Super 30 Amplifier in veneered housing **76 Gns.** Carr. 25/-  
 ★ Pair Stanton Speaker Units  
 Special total price. Four fully wired units ready to "plug-in"

## AUDIOTRINE HIGH FIDELITY LOUDSPEAKERS



Heavy construction. Latest high efficiency ceramic magnets. Treated Cone surround giving low fundamental resonance. "D" indicates Tweeter Cone providing extended frequency range 40-15,000 c.p.s. Impedance 8 or 15 ohms. Please state choice. Exceptional performance at low cost.

Prices include carriage. **HF100D 10" 15W 25.15.0**  
**HF150L 5" 10W 57/9** **HF120 12" 15W 69/9**  
**HF801D 8" 8W 58/9** **HF120D 12" 15W 79/9**  
**HF811D 8" 10W 4 gns.** **HF121D 12" 15W 89/9**  
**HF102D 10" 8W 59/9** **HF122D 12" 15W 5 gns.**

**HIGH FIDELITY LOUDSPEAKER UNITS**  
 Cabinets latest style Satin Teak or Afrormosia veneer. Acoustically lined or filled woollen damping. Ported where appropriate, credit terms available

**DORCHESTER** Size 16 x 11 x 9in. Appr. Range 45-15,000 c.p.s. Rating 8-10 watts. Fitted High flux 15 x 8in. Dual Cone spkr. Imp. 3 or 15 ohms **£8.19.9**



**STANTON IIIIS** Size 16x11x10in. Rating 12 watts. Incorporating Fine 3031 speaker with roll rubber cone surround and 15,000 line magnet. High flux tweeter. Handsome Scandinavian design cabinet. Range 30-20,000 c.p.s. Imp. 16 Gns. **16 Gns.** Carr. 7/6  
 Range 45-15,000 c.p.s. Rating 8-10 watts. Fitted High flux 15 x 8in. Dual Cone spkr. Imp. 3 or 15 ohms **£8.19.9**

**GLOUCESTER** Size 25 x 16 x 10in. 12in. High flux 12,000 line speaker. Cross-over unit and Tweeter. Rating 10 watts. Frequency range 40-20,000 c.p.s. Impedance 15 ohms **12 1/2 Gns.**

## EZ EQUIPMENT CABINET

Size 17" wide 14" deep 11" high. Cut for TA12. Super 15. Super 30 and other amplifiers. Roll over trans. plastic cover. Satin Teak or Afrormosia veneer **8 Gns.** finish. Inc. carr.



**MOTOR BOARDS** cut for Garrard Turntables and many other units. Price **12/9**

**INTEREST CHARGES REFUNDED** on Credit Sales settled in 3 months.

Illustrated with TFM1 Mk II Tuner fitted  
**EXTREMELY ATTRACTIVE AND VERSATILE PLINTHS**  
 finished in Teak or Afrormosia veneer. Tinted trans. plastic "roll over" cover with satin chrome handle.

## RECORD PLAYING UNITS

Money saving units. Ready to **RP2** plug into Amplifier or **RP2** Tape Recorder. Consisting of Garrard SP25 Mk II (with heavy turntable) fitted Goldring CS90 high compliance ceramic Stereo/Mono cartridge with diamond stylus. Mounted on Plinth, Inc. trans. plastic cover. **22 Gns.** Inc. Carr.

**RP3** As above but with Goldring Lenco GL68 Transcription unit and CS90 Cartridge. Supplied with trans. plastic cover. **28 Gns.** Inc. Carr.

## R.S.C. PLINTHS

for Record Playing units. Teak finish cut for Garrard 1000, 2000, 3000, AT6, AT80, SP25 etc. Available with trans. plastic cover. Inc. **6 Gns.** Carr. Cover sold separately at 3 Gns. Limited number of covers slightly damaged but repaired by makers. **39/9**



**3000, AT6, AT80, SP25** etc. Available with trans. plastic cover. Inc. **6 Gns.** Carr. Cover sold separately at 3 Gns. Limited number of covers slightly damaged but repaired by makers. **39/9**

**10 W HIGH FIDELITY AMPLIFIERS**  
 LINEAR L10 Separate Pre-amp and Main Amp. Matched to Magnetic P.U. To clear **10 Gns.**

## R.S.C. TA12 13 WATT STEREO AMPLIFIER

**FULLY TRANSISTORISED, SOLID STATE CONSTRUCTION HIGH FIDELITY OUTPUT OF 6.5 WATTS PER CHANNEL**  
 Designed for optimum performance with any crystal or ceramic Gram P.U. cartridge. Radio or Tape recorder. "Mike" etc. 3 separate switched input sockets on each channel ★ Separate Bass and Treble controls ★ Slide Switch for mono use ★ Speaker Output 3-15 ohms ★ For 200-250V. A.C. mains ★ Frequency Response 30-20,000 c.p.s. ±2dB ★ Harmonic Distortion 0.3% at 1000 c.p.s. Hum and Noise -70dB ★ Sensitivities (1) 300mV (2) 50mV (3) 100mV (4) 2mV Output rating I.H.F.M. ★ Handsome brushed silver finish Facia and Knobs. Complete kit of parts with full wiring diagrams & instructions. Factory built with 12 mth. Dep. **16 Gns.** or Deposit **£5.2.6** and 9 monthly pymts **31/1.0** (Total **£19.6.0**) Or in Teak or Afrormosia veneer housing **19 1/2 Gns.** Dep. **£5.10.6** and 9 monthly pymts **39/-**. (Total **£23.1.6**)



**AUDIOTRINE HI-FI SPEAKER SYSTEMS**  
 Consisting of matched 12in. 12,000 line 10 watt 15 ohm high quality speaker, cross-over unit and tweeter. Smooth response and extended frequency range ensure surprisingly realistic reproduction. **5 Gns.** Or Senior 15 watt inc. HP 126. 15,000 line Speaker **6 Gns.** Carr. 6/6

**HI-FI SPEAKER ENCLOSURES** Teak or Afrormosia veneer finish. Modern design. Acoustically lined. Prices Inc. carr. **£4.10.0**

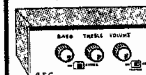
**JES** Size 16 x 11 x 9in. Pressurised. Gives pleasing results with any 8in. Hi-Fi speaker. **£5.10.0**

**SES** For optimum performance with any 8in. Hi-Fi speaker. Size 22 x 15 x 9in. Forged. **£5.10.0**

**SE1** For outstanding results **SE12** For excellent performance with 12in. Hi-Fi speaker and Tweeter. **6 Gns.** Size 25 x 16 x 10in.

## R.S.C. TA6 6 Watt HIGH FIDELITY SOLID STATE AMPLIFIER

200-250V. A.C. mains operated Frequency Response 30-20,000 c.p.s. -2dB. Harmonic Distortion 0.3% at 1,000 c.p.s. Separate Bass and Treble Controls. 3 input sockets for Mike, Gram, Radio or Tape. Input selector switch. Output for 3-15 ohm spkrs. Max. sensitivity 5mV. Output rating I.H.F.M. Fully enclosed enamelled case. 91 x 21 x 5 1/2 in. Attractive brushed silver finish facia plate 10 1/2 x 3 1/2 in. and matching knobs. Complete kit of parts with full wiring diagrams and instructions. **£6.19.9** Carr. 7/6  
 Or factory built with 12 months warranty. **£8.19.9**



## R.S.C. TFM1 SOLID STATE VHF/FM RADIO TUNER

Total cost of parts with detailed wiring diagrams & instructions. **14 Gns.** Inc. Carr. Or factory built **16 1/2 gns.** Or in Teak finished cabinet as illustrated **19 1/2 gns.** Terms: Deposit **£5** and 9 monthly payments **£2**, Total **£23**.

★ High-sensitivity ★ 200-250V. A.C. Mains operation. ★ Sharp A.M. Rejection. ★ Direct Drive. ★ Output ample for any amplifier (approx. 500 m.v.). ★ Simple alignment instructions. ★ Output available for feeding tuning meter. ★ Output for feeding Stereo Multiplexer. ★ Tuner head using silicon Planar Transistors. ★ Designed for standard 80 ohm co-axial input. Visually matching our Super 15 and 30 amplifiers and standard of performance and reliability. The new tuned tuning head facilitates speed and simplicity of construction. Printed circuitry. Only high grade transistors and components used. A quality product at considerably less than the cost of comparable units. Stereo version, all parts **20 gns.** Inc. carr. Assembled **23 gns.** Inc. carr.



## R.S.C. SUPER 15 HI-FI AMPLIFIER

**FULLY TRANSISTORISED** 200/250V. A.C. Mains. **OUTPUT 10 WATTS R.M.S.** cont. into 15 ohms. **15 WATTS R.M.S.** cont. into 3-4 ohms. **TRANSISTORS** - current types of high quality by leading manufacturers. **5 POSITION INPUT SELECTOR SWITCH** EQUALISATION to Standard R.I.A.A. and C.C.I.R. Characteristics for Gram and Tape Heads. **FULL TAPE MONITORING FACILITIES.** **SENSITIVITIES:** Magnetic P.U. 4 mV. Crystal or Ceramic P.U. 400 mV. Microphone 4.5 mV. Tape Head 2-5 mV. Radio/Aux or Ceramic P.U. 110 mV. **FREQUENCY RESPONSE:** ±2dB 20-20,000 c.p.s. **TREBLE CONTROL:** +15dB to -14dB at 10 Kc/s. **NEG FEEDBACK:** 52dB. **BASS CONTROL:** +17dB to -15dB at 50 c/s. **HUM LEVEL:** -75dB. **HARMONIC DISTORTION** at 10 Watts 1,000 c.p.s. 0-2%. Complete Kit of parts with full constructional details and point to point wiring diagrams. Carr. 12/6  
 Supplied factory built **15 Gns.** Carr. 12/6. Terms: Deposit **4 Gns.** and 9 monthly payments **31/1.0** (Total **£13.3.9**). Or in Teak or Afrormosia veneer housing as illustrated. **19 Gns.**  
**ALL COMPONENTS ETC. ARE OF A HIGH STANDARD AND SUPPLIED BY LEADING MANUFACTURERS.**

## R.S.C. SUPER 30 STEREO AMPLIFIER

**SPECIFICATIONS COMPARABLE WITH UNITS COSTING CONSIDERABLY MORE**  
**A DUAL CHANNEL VERSION OF THE SUPER 15.** Employing Twin Printed Circuitry. High quality Ganged Pots. Matched Components. **CROSS TALK:** -52dB at 1,000 c.p.s. **CONTROL:** 5 position Input Selector, Bass Control, Treble Control, Volume Control, Balance Control, Stereo/Mono Switch, Tape Monitor Switch, Mains Switch, INPUT SOCKETS (Matched Pairs). (1) Magnetic P.U. (2) Ceramic or Crystal P.U. (3) Radio/Aux. (4) Tape Head/Microphone. Operation of the Input Selector Switch assures appropriate equalisation. Rigid 18 s.w.f. Chassis. Size approx. 12in. wide, 3in. high and 8in. deep. Neon Panel Indicator. Attractive Facia Plate and Spun Silver Matching Knobs. Above facilities. THESE UNITS ARE ESPECIALLY SUITABLE FOR USE WITH ANY MAKE OF PICK-UP OR MICROPHONE (Crystal, Ceramic, Magnetic, Moving Coil, Ribbon). CURRENTLY AVAILABLE SUPERB SOUND OUTPUT QUALITY CAN BE OBTAINED BY USING WITH FIRST RATE ANCILLARY EQUIPMENT. All required parts, point to point wiring diagrams and details instructions. Carr. 15/-  
 Unit factory built **28 Gns.** or deposit **£7.5.0** and 9 monthly payments **£6/3**. (Total **£32.13.3**). Or in veneered housing **31 Gns.** Carr. 15/- or Deposit **£7.3.6** and 9 monthly payments **£4/-**. (Total **£35.19.6**). Send S.A.E. for leaflet.

- BRADFORD** 10 North Parade. (Half-day Wed.) Tel. 25349
- BLACKPOOL** (Agent) O. & C. Electronics, 227 Church Street
- BIRMINGHAM** 30/31 Gt. Western Arcade opp. Snow Hill Station 021-236-1279 (Half-day Wed.)
- DERBY** 26 Osmaston Rd. The Spot (Half-day Wed.) Tel. 41361
- DARLINGTON** 18 Priestgate (Half-day Wed.) Tel. 68043
- EDINBURGH** 133 Leith St. (Half-day Wed.) Tel. Waverley 5766
- GLASGOW** 326 Argyle St. (Half-day Tues.) Tel. City 4158
- 493 Sauchiehall St.** (Opp. Locarno) (Half-day Tues.) Tel. 332-1572
- HULL** 91 Paragon Street. (Half-day Thursday) Tel. 20505



**MAIL ORDERS TO:** 102 Hencorner Lane, Bramley, Leeds 13. No C.O.D. under £1. Terms C.W.O. or C.O.D. Postage 4/6 extra under £2. 5/9 extra under £5. Trade supplied. S.A.E. with enquiries please. Open all day Sats.

- 32 High Street. (Half-day Thurs.) Tel. 56420 **LEICESTER**
- 5-7 County (Mecca) Arcade, Briggate (Half-day Wed) Tel. 22952 **LEEDS**
- 73 Dale St. (Half-day Wed.) Tel. CENTRAL 3573 **LIVERPOOL**
- 238 Edgware Road, W2 (Half-day Thurs.) Tel. PAD 1629 **LONDON**
- 60A Oldham Street (Half-day Wed.) Tel. CENTRAL 2778 **MANCHESTER**
- 106 Newport Rd (Half-day Wed) Tel. 47096 **MIDDLESBROUGH**
- 41 Blakett Street (Opp. Fenwicks Store) (Half-day Wed.) Tel. 21469 **NEWCASTLE UPON TYNE**
- 13 Exchange Street (Castle Market Bldgs.) (Half-day Thursday) Tel. 20716 **SHEFFIELD**

Mail Orders must not be sent to shops

# Litesold

## SOLDERING INSTRUMENTS



Have a look at our present soldering irons. Are they really giving you the performance and service you're paying for? Is there really a model suitable for your size of work? Or are you making do with a tiny bit in a big iron? Or vice versa? Do they have the cool, comfortable feel, the elegance, of a LITESOLD? Drop one on a concrete floor—does it survive? Can you easily and cheaply replace the bits? Can you service it yourself? Are the models you want available for any voltage? Are they listed at 32 shillings or so each, with discounts for quantity?

Yes? Then we must be preaching to the converted, for you are surely a LITESOLD user already.

Well, if you are, or even if you're not, you may be interested in the new PHILIPS ELECTROLYTICALLY IRON COATED BITS. They last up to 75 times longer than copper, and are a big advance on all previous iron coatings.

Please ask for literature L10

## LIGHT SOLDERING DEVELOPMENTS LTD

28 Sydenham Road, Croydon, CR9 2LL

Telephone: 01-688-8589 & 4559



## TRANSISTORS etc.

AC107	3/-	OC35	7/6
AC136	2/-	OC44	2/0
AF115	3/-	OC45	2/0
AF116	3/-	OC70	2/3
AF117	2/6	OC71	2/-
BFY18	4/6	OC72	2/2
BFY61	4/-	OC73	2/3
GET113	2/6	OC75	2/2
OA5	1/8	OC81	2/-
OA9	1/8	OC81D	2/-
OA81	1/6	OC82D	2/3
OA85	1/6	OC140	5/-
OA91	1/9	OC169	3/6
OC23	6/6	OC170	2/2
OC25	5/-	OC171	2/2
OC26	5/-	OC202	4/6
OC28	6/6	TK22C	1/6

## SILICON DIODE RECTIFIERS

BY100	800 pV	2/10
New 500 mA	250 pV	1/9
Avalanche 1 1/2 A	1200 pV	4/-
Six Amp Series	BYZ13 300 pV	3/6
BYZ12 600 pV	3/6	
BYZ11 900 pV	5/-	
BYZ10 1200 pV	5/6	
Mullard Slack FW	12A 100 pV	39/6 (2/-)
THYRISTORS	5 amp series	7/6
100 pV	30 pV	9/-
300 pV	400 pV	12/-
800 pV	50 pV	12/-
10 amp series	100 pV	12/-
100 amp series	available on request	

## Midget Electrolytic Conds. Wire Ends

At 6d. each	0.8µF	25 volt
	2µF	150 volt
	4µF	150 volt
	640µF	2.5 volt
At 9d. each	2µF	300 volt
	4µF	12 volt
	8µF	12 volt
	16µF	16 volt
	20µF	10 volt
	100µF	25 volt
	125µF	4 volt
At 1/- each	16µF	250 volt
	50µF	10 volt
	100µF	12 volt
	100µF	25 volt
	200µF	10 volt
	320µF	10 volt
	2000 MFD. 30V	4/-
	1500 MFD. 25V	4/-

Crystal Diodes—6 for 2/6. (7d.).  
 Additional Transistors—AF147 and AF150, 24V. Larger envelope, 4 leads, collective current 10mA, gain 70—4/-, each. AF149—gain 225—4/6 each.

Also 8µF 250V 1/2, 25µF 25V 1/3 and 50µF 50V 1/9. Other electrolytics in current list. Postage, Packing and Insurance all above 7d. up to 3; 1/- from 4—11; 12 and over paid.

2 GANG VAR. CONDENSER: Mod., air-spaced, .0005 ea. sec. 5/- (1/-).  
 SUB-MIN. TRANSFORMERS Output (3 Ω for OC72 etc.) 2/6. Driver 2/9 (either 7d).  
 MULTIMETER: 20,000 Ω/V D.C., 10,000 Ω/V A.C. 0-5/25/50/250/500/1K volts D.C. 0-10/50/100/500/1K volts A.C. ● 0-50/10/2-5ma/250ma D.C. ● 0-50K Ω/6 meg Ω 10µA F—0-25 mA. ● -20 to +22dB. ● Complete with test leads and instructions. ● Over-load protected 1969 model with every refinement. 24.7.6 (2/6). JUNIOR MODEL at 4/8 (2/6) 1000 Ω/V described in free list.

SOLDERING IRON. Slim Mod. British High speed, 8 1/2 in., all parts replaceable, fully guaranteed for professional, radio and general D.I.Y. use. 19/6 (1/-).

DIAMOND STYLII Replacements for BSR TC62LP, TCS and TCSLP/STEREO: COLLARO "O"; RONETTE B43LP; GAARD RD GC2LP and GC3LP; ACOS GP66/67: all 7/6 each (6d.). ACOS GP91 8 1/2 LP; BSR ST4 and ST9; SONOTONE 97A and 97AHC, PHILIPS AG3306, 3060 (3063, 3066, 3301, 3302, 3304) state whether long or short type, all at 13/6 (6d.).

SAPPHIRE all the above 7/6 types only, also ACOS GP37 at 3/3 each (6d.). ACOS GP91 at 6/9 (6d.). No other types at present, and no 78 rpm available in any type.

FIGE-UP CARTRIDGES, all fitted 8 1/2 in. and standard fittings. Mono GP87 12/6, 13/6. Mono de Luxe GP12, 17. ● Stereo Compatible—Mono which also plays Stereo records monaurally with min. wear, GP91/SC, 19/6. ● Latest Stereo GP93, 23/-. ● Ceramic Stereo, top quality for expensive outfits, GP94, 38/6 (all 1/-).

PP3 ELIMINATOR (A.C.) 17/6. (1/6) TWO STATION TRANS. INTER-COM. Excellent baby alarm. Instant, easy fitting with leads, plugs and battery. All you require 52/6 (3/-).

TRANSISTORISED AMPLIFIERS, 3 watt, 9V operation, 45/6 (1/9); 7 1/2 watt, 6 trans. 24/6 operation, 67/6 (2/6).

Extra High Torque MINI-MOTOR, 4 1/2 to 12V, 1 1/2 x 3/4 in. 5/- (9d.). 9,000 r.p.m. 24/6 operation, 67/6 (2/6).

SUBSTITUTION BOXES, Capacitance 24/9 (1/6). Both full range and complete. Full details in list.

TEST PRODS: Flexible, unbreakable 24" Red and Black leads, thin 4 1/2" prods, 1 1/2" plugs 4/9 (9d).

RECORDING TAPE: Finest quality British Mylar. STANDARD: 6in. 60ft. 7/8, 5 1/2 in. 860ft. 8/9, 7in. 1200ft. 11/3. LONG PLAY 5in. 900ft. 10/-, 5 1/2 in. 1200ft. 11/3, 7in. 1800ft. 18/- (1/5 reel). Still the finest quality and value obtainable.

MICROPHONES—CRYSTAL, MIC91, Desk, 16/3; MIC45, curved hand grip 17/3; Stick "60" 20/3; Stick "39" 28/6 (1/6 each type). Cream plastic hand type 7/6, or with "strut" stand, switch and 2 leads with 2-5 and 3-5 plugs 11/-, Layel (or hand) with clip 6/6 (1/-).

Machined metal tapered stick type with neck cord and adaptor to fit standard floor stands, 25/- (1/6). DYNAMIC: Cream hand/table 14/- (1/-). MS10 50K Ω. 3 1/2 x 3 in. with Base, Adapter and Neck Cord 37/6 (2/6). MS11, similar, but fixed on flexible Swan neck to switch-fitted base 42/6 (2/6). DM123 Uni-directional, 50K/600 ohms imp. stand adaptor, very high quality 6 1/2 x 2 x 1 1/2", 25.9.6 (5/-).

CARDIOID DYNAMIC OMNI-DIRECTIONAL: Two recently introduced highly successful makes "SQUARE" 208, 25.10.0. "BALL" type, 209, with built-in vol. control, switch 50K/600 ohms imp., 25.17.6 (either type 1/-). Full details in list.

MICROPHONE INSERTS: Diameter 1.75in. or 0.9in either size 5/6 (6d.). SPEAKERS: 12in round, fitted Tweeter, 6W, 3 or 15 Ω (state which), 35/6 (5/6); 2 1/2 in. 3 Ω 6/6 (1/-); 6 x 4 heavy duty 3 Ω 13/6 (3/6) or for Stereo 32/6 pair, post etc. paid; 8 x 3in., 3 Ω, 2/6 (1/-). Limited quantity powerful 2 1/2" PM transistor replacement speaker, high ohms, excellent, 5/6 (1/-). HEADPHONES High Res. 2000 Ω ea. Earpiece 13/6 (1/6); Stereo Dyn 8-Ω, 63/- (3/-); EARPIECES with lead etc., Min. Plug Magnetic 1/6; Crystal 4/9 (either 7/-).

AERIALS. Car Types: Telescopic, vandial proof, locks retracted, 2 keys and all fittings, 22/6 (2/6) Motor driven, 12V, 5 section, complete 27.10.0 (5/-).

FOR ALL PORTABLES and P.M. SETS. Telescopic 5 section 54—222in. with swivel, 5/-, ● 7-section 6 1/2—32in., no swivel, screw hole in base, 6/6. ● 10-section 6 1/2—47in. with swivel, screw hole in base, 12/6. DIE CASTING 8 section, swivel fixing assembly, 6 1/2/33in 10/-. New 5 section 5 1/2/25 1/2 in. screw hole in base, no swivel 4/- (1/- all sizes).

SWITCHES: Standard toggle, metal, 250V 2A. One hole fixing: SPST 2/3, SPDT 2/3, DPST 3/-, DPDT 3/3. Slide types, Sub-min. DPDT 1/6 each. Small DPDT 8 way, centre "off" 1/9. Reed magnetic on/off 1/9 (7d. each, all types), Rotary Switches etc. in list.

VIBRATORS: Famous makes only. 12 volt 4 pin non-synch 2/6. 12 volt 7 pin synth 10/-, 6 volt 7 pin synth 10/- (1/- each, all types).

MAINSBOLT TESTER: Fly leads 2/- (7d.). Pocket screwdriver type 3/6 (6d). PLUGS: Std. Jack, plastic body 2/3. Screened 3/3. Sockets 1/6 (all 7d.). VALVE HOLDERS: BTG or BSA. Moulded 6d. (7d. up to 4, 1/- over 4). CONNECTING WIRE: 5 coils asstd. coils, each 5 yds. Solid Core 2/6. Flexible 3/-, Super thin for transistor wiring etc. 3/- (6d. all types, per 5 coils). PICK-UP WIRE: Twin Super thin Flex, Screened, Shaded, 1 1/2 yd. (6d. up to 6 yds., over 6 yds. post free). TWIN MIKE CABLE: 1 1/2 yd. SINGLE MIKE CABLE: 2 1/2 yd. Both 4 coils, screened and shielded. ● FEEDER CABLE: Twin r.t. bal. "Hg. 8", 50 Ω, or flat 300 Ω transparent polythene insulated, either 6d. (all cables up to three yards 8d., each additional yard, 1d. extra).

R.F. INDICATOR, 5-Band, with meter antenna, monitoring crystal earpiece etc., 48/6 (1/6). Details in list.

RETRACTABLE FLEXIBLE LEADS. Space saving "Curly", many uses in car and home: with phono plug each end, 5 ft., 4/6; 12 ft., 7/6. With phono plug one end, phono socket at other, 6 ft., 5/-, 12 ft., 8/6 (9d. on any).

CAR RADIO: Splendid new All-British dash-mounting radio using Mullard transistors and circuit. M. and L. wave. Separate speaker and baffle. Absolutely complete, for + or - chassis 21.11.0 (6/6).

CURRENT LIST: Sent with all orders or free for s.a.e. details of cable, croc., clips and leads, Continental din plugs for Grundig, Telefunken equipment etc., disks, plugs and sockets, panel meters, record player and tape recording accessories, Battery chargers, test equipment, test prods, tape recorder, special transistors, portable sets, more switches and other components, tools, Veroboard etc., etc. This advertisement cancels all previous ones and lists supplied prior to May 31st.

## FELSTEAD ELECTRONICS (PW21)

LONGLEY LANE, GATLEY, CHEADLE, CHESHIRE, SK8 4EE

TERMS: Cash with order only. No C.O.D. or hand service. Post, packing and insurance charges are shown in brackets after all items. Return of goods in original carriage cannot be accepted, and a minimum charge of 1/- is now made. Charges apply to G.B. and Eire only. Overseas air or surface mail extra at cost, plus 3/2 registration or insurance fee. S.A.E. please for all enquiries, otherwise regret cannot be repaid to.

# COMET Hi-Fi DISCOUNT WAREHOUSE

- ALL ITEMS OFFERED ARE FULLY GUARANTEED AND BACKED BY COMET.
- OPENING HOURS: OPEN DAILY UNTIL 5.30 p.m. (5.0 p.m. THURS. AND FRI. EVENINGS) AND 5.0 p.m. SATURDAY.
- COMPLETE FREE PRICE LIST CONTAINING OVER 500 ITEMS ON REQUEST.

	Rec. Retail Price	Comet Price
<b>AMPLIFIERS</b>		
DULCI 207 Stereo Amplifier	£23 2 0	£18 0 0
DULCI 207M Stereo Amplifier takes magnetic P/U	£27 6 0	£21 19 0
DULCI 220 Princess	£44 2 0	£34 19 6
GOODMANS Maxamp	£54 0 0	£45 18 0
New LEAK Stereo 30 Plus	£52 0 0	£44 0 0
New LEAK Stereo 30 Plus In teak case	£58 10 0	£48 14 0
New LEAK Stereo 70	£63 0 0	£55 9 0
LINEAR LT.66 Stereo Amplifier	£15 15 0	£13 10 0
QUAD 33 Preamplifier	£43 0 0	£38 11 9
QUAD 303 Stereo Main Amplifier	£55 0 0	£49 15 0
ROGERS Ravensbourne 50 watt Stereo	£59 10 0	£50 12 0
ROGERS Ravensbourne In teak case	£64 0 0	£54 8 0
ROGERS Ravensbrook	£41 0 0	£35 19 6
TRUVOX TSA.200	£51 9 0	£42 9 0
WHARFEDALE GP 50 Mark II P.A. Amplifier	Special Price	£50 0 0

	Rec. Retail Price	Comet Price
<b>TUNERS</b>		
ARENA 211 Stereo with decoder	£39 18 0	£34 18 0
DULCI FMT.7 FM Tuner	£22 1 0	£19 0 0
DULCI FMT.75 FM Stereo Tuner	£29 8 0	£23 0 0
GOODMANS Stereo max AM/FM Stereo Tuner	£80 19 0	£70 19 0
LEAK FM Troughline	£35 15 4	£30 10 4
LEAK Troughline Tuner with multiplex	£50 11 4	£42 19 6
QUAD Stereo FM Tuner	£50 0 0	£45 15 0
ROGERS Cadet Mark III Tuner	£20 12 6	£17 13 0
ROGERS Ravensbourne Tuner with Decoder	£60 15 3	£52 2 0
TRUVOX FM 200/IC Tuner	£52 0 0	£42 0 0

	Rec. Retail Price	Comet Price
<b>TUNER-AMPLIFIERS</b>		
ARENA 2400 with Decoder	£90 6 0	£75 0 0
ARENA 2500 complete with Decoder	£97 0 0	£79 0 0
TELETON MX.990 Stereo Tuner/Amplifier with AM/FM Multiplex Stereo Radio c/w two Speakers each speaker containing 8in. bass, 2in. tweeter	£64 132	£54 16 0
TELETON 502X AM/FM Stereo Tuner/Amplifier 40 Watts RMS	£107 8 3	£64 0 0
TELETON F.2000 AM/FM Stereo Tuner/Amplifier 2 x 5 watts RMS with silicon transistors	£43 0 0	£37 0 0
TELETON R.8000 AM/FM Stereo Tuner/Amplifier 2 x 6 watts RMS, complete with 2 speaker boxes	£60 19 6	£49 19 6
TELETON CMS.400 AM/FM Multiplex Tuner/Amplifier with 2 speaker boxes and turntable	£126 0 0	£99 0 0

## BUDGET HI-FI STEREO SYSTEMS

GARRARD 3500 Turntable. Amplifier 8 watts per channel. VHF Tuner and pair of matched speakers beautifully finished in teak, at a low price of only

£65 0 0

Also available without radio £54 0 0

VAN DER MOLEN stereo system with Garrard SP25 mounted in teak case and perspex cover. Fitted with Sonotone cartridge and integrated stereo amplifier (12 watts RMS). Complete with 2 speakers in teak cabinets.

Special price £52 0 0

LL NOVA with VHF Radio. Garrard 2025TC Autochanger with cueing device. 10 watts RMS amplifier and 2 matched bookshelf speakers.

Rec. price £72 9 6. Comet price £59 19 6

WINDSOR 1500S Solid Teak plinth with Garrard 2025TC unit, solid state amplifier, 10 watts RMS and 2 speaker units with 9 x 5 ellipticals, complete with tweeter domes housed in solid teak cabinets of pleasing design.

Rec. price £57 15 0. Comet price £49 19 6

Also available with Garrard SP25 turntable.

Rec. price £61 19 0. Comet price £52 0 0

PHILIPS STELLA ST 8008 with Philips Autochange turntable. Integrated transistorised stereo amplifier and 2 separate speakers. All in attractive teak cabinets.

Rec. price £51 19 0. Comet price £44 0 0

## CARTRIDGES ALL MAKES STOCKED AT DISCOUNT PRICES

### SPEAKERS

	Rec. Retail Price	Comet Price
CELESTION Ditton 10	£20 15 6	£17 16 0
CELESTION Ditton 15	£30 12 4	£26 5 0
DULCI AS3 Speaker	£8 8 0	£6 19 6
GOODMANS Maxim	£20 0 5	£16 19 6
GOODMANS Mezzo II	£30 18 0	£25 13 0
GOODMANS Magnum-K	£40 2 0	£32 19 6
GOODMANS Mirimba	£26 0 0	£21 0 0
GOODMANS Mambo	£19 19 0	£15 0 0
LEAK Sandwich	£43 10 0	£35 19 6
LEAK Mini-Sandwich	£29 15 0	£24 10 0
WHARFEDALE New "Airedale"	£69 10 0	£57 14 0
WHARFEDALE Denton	£16 6 0	£13 18 0
WHARFEDALE Super Linton	£20 13 0	£17 10 0
WHARFEDALE Melton	£29 10 0	£25 0 0
WHARFEDALE New Dovedale 3	£39 10 0	£32 19 6

Bowers and Wilkins Speakers also available at discount prices

### TURNTABLES

	Rec. Retail Price	Comet Price
GARRARD SP.25, Mark II	£15 6 4	£11 10 0
GARRARD AP.75	£23 8 1	£18 19 6
GARRARD SL.55	£13 10 11	£11 12 6
GARRARD SL.65	£17 19 4	£15 5 0

	Rec. Retail Price	Comet Price
GARRARD SL.75	£34 4 11	£29 10 0
GARRARD 3000	£11 4 1	£9 10 0
GARRARD 3500	£11 18 10	£10 1 10
GOLDRING Lenco GL.68	£22 7 2	£17 19 11
GOLDRING Lenco GL.75	£35 15 5	£28 15 5
GOLDRING 75P	£46 18 8	£38 0 0
THORENS TD.125	£63 4 9	£55 0 0
THORENS TD.150	£28 16 11	£25 7 0
THORENS TD.150B	£32 17 6	£28 18 0
THORENS TD.150AB	£39 1 7	£33 19 6
THORENS TD.124/11	£45 18 1	£40 7 0

Bases, plinths and covers stocked to suit all the above turntables.

### HI-FI STEREO TAPE DECKS AND TAPE RECORDERS

	Rec. Retail Price	Comet Price
AKAI X-150D deck 4 track	£130 2 4	£109 0 0
AKAI X-300 2 track	£263 0 0	£220 0 0
AKAI X-300 4 track	£263 0 0	£220 0 0
AKAI X-360 4 track	£339 0 0	£284 0 0
AKAI X-360D deck 4 track	£290 0 0	£243 0 0
AKAI 1710 4 track w/o acc.	£109 0 0	£91 0 0
AKAI 1800 4 track	£158 0 0	£133 0 0
AKAI 1800SD 4 track	£199 0 0	£167 0 0
AKAI 3000D deck 4 track	£99 10 0	£83 8 0
AKAI X-V 4 track	£180 0 0	£151 0 0
AKAI M-9 4 track w/o acc.	£198 0 0	£158 0 0
FIDELITY HF Playmaster 2 track	£26 15 6	£19 19 6
FIDELITY Braemar 2 track	£30 9 0	£24 17 5
FIDELITY Braemar 4 track	£33 12 0	£27 8 11
MARCONI 4214 twin-track Tape Recorder	£35 16 0	£31 0 0
MARCONI 4216 4-track Tape Recorder	£41 5 0	£35 19 6
MARCONI 4218 Stereo Tape Recorder	£88 0 0	£77 19 6
MARCONI 4238 4 track Tape Recorder	£58 11 0	£49 19 6
PHILIPS battery operated tape recorder Model 4200	£35 6 0	£21 19 6
SHARP 504 battery/mains tape recorder, complete with all accessories guaranteed 5 years	£35 5 3	£24 19 6
SHARP RD.707 Stereo Tape Recorder	£96 12 0	£81 0 0
TELETON 7D 70 Stereo Tape Deck	£85 10 3	£62 0 0
TELETON FXB501D Stereo Tape Deck and pre-amplifier	£65 0 8	£49 0 0
TELETON 401X FM Multiplex Stereo tuner amplifier 20 watts RMS	£67 2 6	£49 0 0
TELETON 7AT1 AM/FM automatic multiplex stereo tuner/amplifier 50 watts RMS with F.E.T.	£133 1 9	£99 0 0
TRUVOX R54 3 speed 4-track	£72 2 0	£52 2 0
TRUVOX R52 3 speed 2-track	£72 2 0	£52 2 0


### PICKUP ARMS

	Rec. Retail Price	Comet Price
GOLDRING Lenco L75	£12 6 6	£10 10 0
GOLDRING Lenco G65	£7 13 6	£6 10 0
SME 3009 with S2 shell	£27 19 2	£23 17 6
SME 3012 with S2 shell	£29 0 0	£25 17 6

**Comet Discount Warehouse**  
Reservoir Road, Clough Road, Hull. Tel. 42363

DELIVERY. Comet guarantee that all prices quoted are genuine. All items offered available at these prices at the time this issue closed for press. Add 9/- for post and packing on all orders.

# a complete stereo system for only 28 gns!



## *The Duetto* Integrated Transistor Stereo Amplifier

**9 GNS.**  
+ 7/6 p & p

The Duetto is a good quality amplifier, attractively styled and finished. It gives superb reproduction previously associated with amplifiers costing far more.

Specification: R.M.S. power output: 3 watts per channel into 10 ohms speakers.

*Input Sensitivity:* Suitable for medium or high output crystal cartridges and tuners. Crosstalk better than 30dB at 1 Kc/s.

*Controls:* 4-position selector switch (2 pos. mono and 2 pos. stereo) dual ganged volume control.

*Tone Control:* Treble lift and cut. Separate on/Off switch.

A preset balance control.

## *The Duo*

**4 Gns.**  
+ 7/6 p & p

The new Duo general purpose 2-way speaker system is beautifully finished in polished teak veneer, with matching vynair grille. It is ideal for wall or shelf mounting either upright or horizontally.

Specification: Impedance 10 ohms. It incorporates Goodmans high flux 6" x 4" speaker and 2½" tweeter. Teak finish. 12" x 6½" x 5½", 4 gns each, p & p 7/6

**Garrard Changers from £7.19.6**  
p & p 7/6

**Cover and Teak finish Plinth**  
£4.15.0 p & p 7/6




## *The Classic*

**8½ Gns. + 7/6 p & p**

*Controls:* Selector switch Tape speed equalisation switch (32 and 7½ i.p.s.). Volume, Treble, Bass. 2 position scratch filter and 2 position rumble filter.

*Specification:* Sensitivities for 10 watt output at 1KHz. *Tape head:* 3mV (at 3½ i.p.s.). *Mag. P.U.:* 2mV. *Cer. P.U.:* 80mV. *Radio:* 100mV. *Aux.:* 100mV. *Tape/Rec. output:* 100mV. Equalisation for each input is correct to within ± 2dB (R.I.A.A.) from 20Hz to 20KHz. *Tone control range:* Bass ± 13dB at 60 Hz. Treble ± 14dB at 15KHz. *Total distortion:* (for 10 watt output) < 1.5%. *Signal noise:* < -60dB. A.C. mains 200-250V. Built and Tested. Size 12½in. long, 4½in. deep, 2½in. high. Teak finished case.



## *The Viscount*

**13½ Gns. + 7/6 p & p**


**Integrated High Fidelity Transistor Stereo Amplifier**

*Specification—Output:* 10 watts per channel into 3 to 4 ohms speakers (20 watts monaural). *Input:* 6 position rotary selector switch (3 pos. mono and 3 pos. stereo), P.U., Tuner, Tape and Tape Rec. Out. *Sensitivities:* All inputs 100mV into 1.8M ohm. *Frequency Response:* 40Hz-20KHz ± 2dB. *Tone Controls:* Separate bass and treble controls; treble, 13dB lift and cut (at 15KHz); Bass, 15dB lift and 25dB cut (at 60Hz). *Volume Controls:* Separate for each channel. *AC Mains Input:* 200-240V, 50-60Hz. *Size:* 12½" x 6" x 2½" in teak finished case. Built and tested

## RADIO & TV COMPONENTS (ACTON) LIMITED

All orders by post to our Acton address

21c High Street, Acton, London, W.3. and also at 323 Edgware Road, London, W.2.



## THE DORSET (600mW Output)

7-transistor fully tunable M.W.-L.W. superhet portable—with baby alarm facility. Set of parts. The latest modulated and pre-alignment techniques makes this simple to build. Sizes: 12 x 8 x 3in.

**MAINS POWER PACK KIT: 9/6 EXTRA.**

PRICE 5 GNS. + 7/6 p. & p. CIRCUIT 2/6 FREE WITH PARTS.


## THE ELEGANT SEVEN MK III (350mW Output)

7-transistor fully tunable M.W.-L.W. portable. Set of parts. Complete with all components, including ready etched and drilled printed circuit board—back printed for foolproof construction.

**MAINS POWER PACK KIT: 9/6 extra.**

Price £4.9.6 plus 7/6 p. & p.

Circuit 2/6 FREE WITH PARTS.



## 2½ watt ALL TRANSISTOR AMPLIFIER

AC mains 240V. Size 7" x 4½" x 1½". Frequency response 100 c/s—10 Kc/s. Semi conductors, two OC 75's two AC 128's and two stabilizers AA129. Tone and volume controls on flying leads. £2.10.0 plus P. & P. 3/6. Suitable 8" x 5" 10,000 line high flux speaker, 18/6 plus 2/- P. & P.

## X101 10W SOLID-STATE HI-FI AMP WITH INTEGRAL PRE-AMP

Specifications: **Power Output** (into 3 ohms speaker) 10 watts. **Sensitivity** (for rated output): 1mV into 3K ohms (0-83 microamp). **Total Distortion** at 1KHz. at 5 watts 0-35%, at rated output 1-5%. **Frequency Response:** Minus 3dB points 20Hz and 40KHz. **Speaker:** 3-4 ohms (3-15 ohms may be used). **Supply voltage:** 24V d.c. at 800mA (6-24V may be used).

**Control assembly:** including resistors and capacitors.

1. Volume: PRICE 5/-.
2. Treble: PRICE 5/-.
3. Comprehensive bass and treble: PRICE 10/-.

The above 3 items can be purchased for use with the X101.

**Power Supplies for the X101:**  
P101 M (for mono) 35/- plus 4/6 p. & p.

P101 S (for stereo) 42/6 plus 4/6 p. & p.




Price 69/6  
plus 2/6 p. & p.

## CAR TRANSISTOR IGNITION SYSTEM (by famous manufacturer)

For 6 volt or 12 volt positive earth systems. Comprising: special high voltage working hermetically sealed silicon transistor mounted in finned heat-sink, high output ignition coil, ballast resistor and hardware (screws, washers etc.). PRICE £4.19.6. (post and packing 5/- extra).

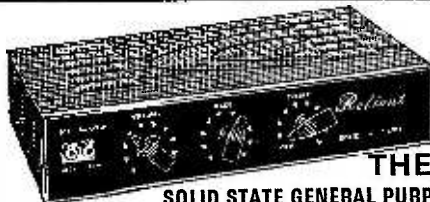
## 50 WATT AMPLIFIER A.C. MAINS 200-250V



Price 27 gns.  
Plus 20/- p. & p.

An extremely reliable general purpose valve amplifier. Its rugged construction yet space age styling and design makes it by far the best value for money.

**TECHNICAL SPECIFICATIONS**  
4 electronically mixed channels, with 2 inputs per channel, enables the use of 8 separate instruments at the same time. The volume controls for each channel are located directly above the corresponding input sockets. **SENSITIVITIES AND INPUT IMPEDANCES.** Channels 1 & 2 4mV at 470K. These 2 channels (4 inputs) are suitable for microphone or guitars. Channels 3 & 4 2000 mV at 1m. Suitable for most high output instruments (gram, tuner, organ etc.). Input sensitivity relative to 10w output. **TONE CONTROLS ARE COMMON TO ALL INPUTS.** Bass Boost +12dB at 60 Hz/s. Bass Cut -15dB at 60 Hz/s. Treble Boost +11dB at 15 KHz/s. Treble Cut -12dB at 15 KHz/s. With bass and treble controls central -3dB points are 30 Hz/s and 20 KHz/s. **POWER OUTPUT.** For speech and music 50 watts rms. 100 watts peak. For sustained music 45 watts rms. 90 watts peak. For sine wave 38.5 watts rms. Nearly 50 watts peak. Total distortion at rated output 3-2% at 1KHz/s. Total distortion at 20 watts 0-15% at 1KHz/s. Output to match into 8 or 15 ohms speaker system. **NEGATIVE FEED BACK** 20dB at 1KHz/s. **SIGNAL TO NOISE RATIO** 60dB. **MAINS VOLTAGES.** Adjustable from 200-250v. A.C. 50-60 Hz/s. A protective fuse is located at the rear of unit. Output impedance 3, 8 and 15 ohms.



## THE RELIANT SOLID STATE GENERAL PURPOSE AMPLIFIER

### SPECIFICATIONS

Output—10 watts  
Inputs—1. xtal mic 10mV  
2. gram/radio 250mV  
Frequency Response—(with tone controls central) Minus 3dB points are 20Hz and 40KHz. Signal to Noise Ratio—better than -60dB. Transistors—4 silicon Planar type and 3 Germanium type. Mains input—220-250V. A.C. Size of chassis—10½" x 4½" x 2½". A.C. Mains, 200-250V. For use with Std. or L.P. records, musical instruments, all makes of pick-ups and mikes. Separate bass and treble lift control. Two inputs with control for gram and mike. Built and tested. 8" x 5" speaker to suit price 14/6 plus 1/6 P. & P. Crystal mike to suit 12/6 plus 1/6 P. & P.  
**Reliant Mk. I.** 5½ gns. plus 7/6 p. & p.  
As above less teak case.  
**Reliant Mark II.** 6½ gns. plus 7/6 p. & p.  
In teak finished case.

## THREE-IN-ONE HI-FI 10 WATT SPEAKER

A complete Loud Speaker system on one frame, combining three matched ceramic magnet speakers with a low loss cross over network. Peak handling power 10 watts. Impedance 15 ohms. Flux density 11,000 gauss. Resonance 40-60 c/s. Frequency range 50c/s to 20Kc/s. Size 13½" x 8½" x 4½" inches. By famous manufacturer. List Price £7. Our price 74/6 plus 5/- P. & P.  
A similar speaker to the above without tweeters in 3 and 15 ohm 44/6 plus 5/- P. & P.

## CYLDON 2 TRANSISTOR U.H.F. TUNER

Brand new. Complete with circuit diagram.

£2.10.0 plus 1/- p. & p.

## B.S.R. TD-2 TAPE DECK

This tape deck takes 5½in. spools complete with two-track heads. Size 13½in. long by 8½in. wide. £8.19.6 plus 7/6 p. & p.

## RECORD PLAYER SNIP A.C. MAINS 240V

The "Princess" 4-speed automatic record changer and player engineered with the utmost precision for beauty, long life, and trouble free service. Will take up to ten records which may be mixed 7" to 10" or 12". Patent stylus brush cleans stylus after each playing and at shut off, the pick-up locks itself into its recess, a most useful feature with portable equipment—other features include pick-up height adjustment and stylus pressure adjustment. This truly is a fine instrument which you can purchase this month at only £5.19.6 complete with cartridge and ready to play. Post and insurance 7/6 extra.



## POCKET MULTI-METER


Size 3½ x 2½ x 1½in. Meter size 2½ x 1½in. Sensitivity 1000 O.P.V. on both A.C. and D.C. volts. 0-15, 0-150, 0-1000 D.C. current 0-150mA. Resistance 0-100KΩ. Complete with test leads, battery and full instructions, 42/6. P. & P. 3/6. **FREE GIFT** for limited period only. 30 watt Electric Soldering Iron value 15/- to every purchaser of the Pocket Multi-Meter.



## FIRST QUALITY P.V.C. TAPE

5½"	Std.	850ft.	11/6	5"	L.P.	850ft.	12/-
7"	Std.	1200ft.	13/-	3"	T.P.	600ft.	12/-
5½"	L.P.	240ft.	5/6	5"	T.P.	1800ft.	27/-
5½"	L.P.	1200ft.	13/-	5½"	T.P.	340ft.	34/-
7"	L.P.	1800ft.	20/-	7"	T.P.	3600ft.	44/-
5½"	D.P.	1800ft.	20/-	4"	T.P.	900ft.	16/6

P. & P. on each 1/6.



## MOTEK

3 Speed 2 track Tape Deck complete with heads, takes 7in. spool.

Incorporating 3 motors.

A.C. mains, 240 volts, listed at £21.0.0.

Our Price £9.19.6, plus 10/- P. & P.

# RADIO & TV COMPONENTS (ACTON) LIMITED

All orders by post to our Acton address


21c High Street, Acton, London, W.3. and also at 323 Edgware Road, London, W.2.

# LOOK!

**PRACTICAL!**

**VISUAL!**

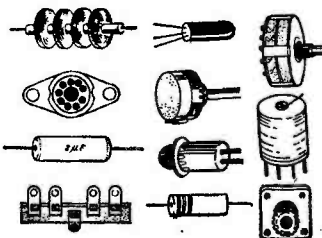
**EXCITING!**



*a new 4-way method of mastering*  
**ELECTRONICS**  
*by doing — and — seeing . . .*


**1 ▶ OWN and HANDLE a**

complete range of present-day **ELECTRONIC PARTS and COMPONENTS**

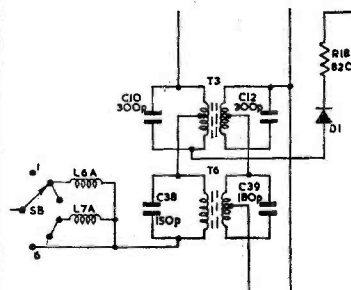


**2 ▶ BUILD and USE**

a modern and professional **CATHODE RAY OSCILLOSCOPE**



**3 ▶ READ and DRAW and UNDERSTAND CIRCUIT DIAGRAMS**



**4 ▶ CARRY OUT OVER 40 EXPERIMENTS ON BASIC ELECTRONIC CIRCUITS AND SEE HOW THEY WORK . . . INCLUDING . . .**

- VALVE EXPERIMENTS
- TRANSISTOR EXPERIMENTS
- AMPLIFIERS
- OSCILLATORS
- SIGNAL TRACER
- PHOTO ELECTRIC CIRCUIT
- COMPUTER CIRCUIT
- BASIC RADIO RECEIVER
- ELECTRONIC SWITCH
- SIMPLE TRANSMITTER
- A.C. EXPERIMENTS
- D.C. EXPERIMENTS
- SIMPLE COUNTER
- TIME DELAY CIRCUIT
- SERVICING PROCEDURES

This new style course will enable anyone to really understand electronics by a modern, practical and visual method—no maths, and a minimum of theory—no previous knowledge required. It will also enable anyone to understand how to test, service and maintain all types of Electronic equipment, Radio and TV receivers, etc.

**FREE** POST NOW  
for  
**BROCHURE**

or write if you prefer not to cut page

To: **BRITISH NATIONAL RADIO SCHOOL, READING, BERKS.** Please send your free Brochure, without obligation, to: *we do not employ representatives*

NAME.....BLOCK CAPS

ADDRESS.....PLEASE PW 8



# PRACTICAL WIRELESS

VOL 45 No 4

Issue 750

AUGUST 1969

## TOPIC OF THE MONTH

### First things first

**T**HERE is currently a good deal of talk about the shape of broadcasting, and the general consensus of opinion is that radio broadcasting in the UK finds itself in some need of reorganisation. Most of the discussion, however, seems to be centred around the constitutional basis of broadcasting and what services are required. This is rather putting the cart before the horse.

The most important aspects—which must be sorted out before considering the question of programmes—revolve around engineering problems. In a recent speech, the BBC Director-General, Mr. Charles Curran, elaborated on this theme. *En passant*, he said "... the long term future for radio in this country—and by long term I mean the next ten years—lies principally with v.h.f." Medium wave broadcasting will continue, he went on, but only in face of growing interference, until there is a new frequency allocation conference. But, as he pointed out, at such a conference we will do well to hold on to what we have and consequently there must be a greater exploitation of v.h.f.

Mr. Curran made three major points. First, local broadcasting on medium wave is unlikely to be a viable proposition ten years hence. Secondly, it would not be right to use the present international common frequencies for a very limited number of local stations in some areas and rely on v.h.f. in all other areas. Thirdly, it would not be right to redistribute some of the present national and regional channels for local station use; this would inevitably lead to the invasion of these frequencies by continental broadcasters.

Some sources have suggested invoking Article 8 of the Copenhagen agreement (which allows the use of a frequency allocated to another country provided there is no serious interference with that country's service). This, however, would be tacit admission that the Copenhagen allocations were inadequate (whereas they are generally favourable to the UK), provoking a new frequency allocation conference from which we would certainly emerge worse off.

Obviously, v.h.f. must play a key role in any revised broadcasting shake-up and it has been suggested that v.h.f. coverage be made obligatory on all receivers made. In the USA, u.h.f. TV only got off the ground after legislation to ensure that all receivers had u.h.f. coverage.

W. N. STEVENS—*Editor*

## NEWS AND COMMENT

Leader	239
News and Comment	240
Practically Wireless <i>by Henry</i>	254
On the Short Waves— The Amateur Bands <i>by David Gibson, G3JDG</i>	257
International London Electronic Component Show	266
Letters to the Editor	279

## CONSTRUCTIONAL

Transet Three-Band Portable <i>by F. G. Rayer, G3OGR</i>	242
Take 20, Electronic Organ, <i>by Julian Anderson</i>	258
A Versatile Intercom System <i>by J. E. Barrett</i>	260
AC/DC Meter <i>by H. T. Kitchen</i>	271

## OTHER FEATURES


The Cult of the Junk Box <i>by James Hossack</i>	246
Basic Semiconductor Technology, Part 3 <i>by M. F. Docker, M.Sc.</i>	249
P.W. Guide to Components, Part 8 <i>by M. K. Titman, B.Sc.</i>	263
Pulse Circuits in Operation, Part 3 <i>by I. J. Kampel</i>	280

SEPTEMBER ISSUE WILL BE PUBLISHED  
ON AUGUST 8th

All correspondence intended for the Editor should be addressed to: The Editor, "Practical Wireless", IPC Magazines Ltd., Tower House, Southampton Street, London, W.C.2. Phone: 01 836 4363. Advertisement Department: Fleetway House, Farringdon Street, London, E.C.4. Subscription rates, including postage: 42s. per year to any part of the world. ©IPC Magazines Ltd., 1969. Copyright in all drawings, photographs and articles published in "Practical Wireless" is specifically reserved throughout the countries signatory to the Berne Convention and the U.S.A. Reproductions or imitations of any of these are therefore expressly forbidden.

# NEWS AND COMMENT...

## NEW AUDIO RANGE



*B. H. Morris & Co. (Radio) Ltd., the sole UK distributors for "Trio", "Teac", "Sonics", and "Audio Development" announce some new items of equipment in their range. Amongst the range are the items illustrated above. The speakers are type AS-57 bookshelf models. Power handling capacity is 10W music power. Voice coil impedance is 8Ω. Frequency response is 70-18,000Hz. Enclosure dimensions are 5 $\frac{1}{4}$  x 15 $\frac{3}{4}$  x 8 $\frac{1}{2}$ in. deep. Speaker compliment is a 5 x 7in. elliptical. Price is £15 per pair.*

*The pickup cartridge illustrated at the top left is the "Trio" Supreme 20 photoelectric model. It uses a lamp and screen attached to the cantilever to which is fitted the stylus and photoelectric diodes and a preamp. The movement of the screen controls the amount of light passing through it to the diodes. Therefore stylus movement on the record varies the amount of light through the screen to the diodes thus modulating the current from the cartridge. Retail price is £64 4s. 1d. plus £13 15s. 11d. p.t.*

*An inexpensive magnetic cartridge in the B. H. Morris range is the AD 76K with a sensitivity of 5mV at 1kHz and frequency response of 20-20,000Hz priced at 90s.*

*Full information of the complete range of equipment may be obtained by contacting B. H. Morris & Co. (Radio) Ltd., 84-88 Nelson Street, London, E.1. Tel.: 01-790 4824.*

## RADIO AND TELEVISION COURSES

The London Borough of Brent Stonebridge Evening Institute, Brentfield Road, London, N.W.10 announce their 1969/70 Radio and TV Course. It commences on 22nd and 24th September, Mondays and Wednesdays 7.0-9.0 p.m. The fees are 50s. for one or two evenings weekly for session which ends 22nd May, 1970. The course covers some theory and practical work and is mainly intended for amateurs. Cheques and P.O.s should be made payable to "The Brent Borough Treasurer" and students may enrol now by post to: 44 Worcester Crescent, Mill Hill, London, N.W.7.

## RADIO CONTROL FANS

The London Radio Controlled Models Society is holding a meeting on 10th July at 7.30 p.m. Venue is "The Two Chairmen", Dartmouth Street, London, S.W.1. Further details may be obtained from the Secretary, H. C. Farley, 24 Dacre Crescent, Kimpton, Hitchin, Herts.

## VERY CONVENTIONAL

Every year the Radio Society of Great Britain sponsors a convention for v.h.f.-minded radio amateurs and enthusiasts. It is usually held at the "Winning Post Hotel" near Twickenham in Middlesex, which is an ideal venue with a large car park that was completely filled at the latest convention on 26th April. Things started at 11 a.m. with an exhibition of home-constructed and commercial equipment; there was very little on show, but the quality of workmanship of the private exhibits was superb, especially a little s.s.b. transceiver for 144MHz which won D. Dall, G5AHK, the V.H.F. Committee Cup. In the afternoon, two lecture sessions ran in parallel; one was started off by Jack Hum, G5UH, who talked on how to start on v.h.f. with the minimum of trouble and expense and this was followed up with lectures on the technique of listening on v.h.f., the design and construction of 70 and 144MHz converters and general principles of the design of v.h.f. transistor transmitters. Slightly longer lectures in the other room were led by Arnold Mynett, G3HBW, who talked on v.h.f. s.s.b. phasing transceivers, followed up by G3MED discussing a spurious-free v.h.f. receiver, and in a very similar vein how to measure spurious radiation down to -90dB by G3FZL. Among the guests who sat down to an excellent dinner in the evening were Colonel I. St. Q. Severin of the cabinet office, and Dr. J. A. Saxton, director of the Radio and Space Research Station.

## NEWS FROM THE CLUBS

GB3SUA will be operational 11th-13th July on 80, 20, 15, and 10m bands using s.s.b./a.m./c.w. modes. Run by Stratford upon Avon ARC to celebrate the 700th anniversary of the Guild of the Holy Cross which was the first recorded form of local government in the town. A special QSL card will be issued via the RSGB Bureau. Further details from M. J. W. Webb, G3OOQ, 14 Townsend Road, Tiddington, Stratford upon Avon.

Pudsey and District Radio Club will be running their first Mobile Rally—the White Rose Mobile Rally—on 27th July. The QTH is Allerton Girls High School, Leeds, Yorkshire. Talk-in stations will be on 160 and 2m. There will also be a.m. and s.s.b. demonstration stations. Other attractions are: raffle prizes, easy car parking, refreshments, amusements for wives and kids and the whole rally is under cover. Further details: R. Short, G3YEE, 10 Tyersal Grove, Bradford 4, Yorks.

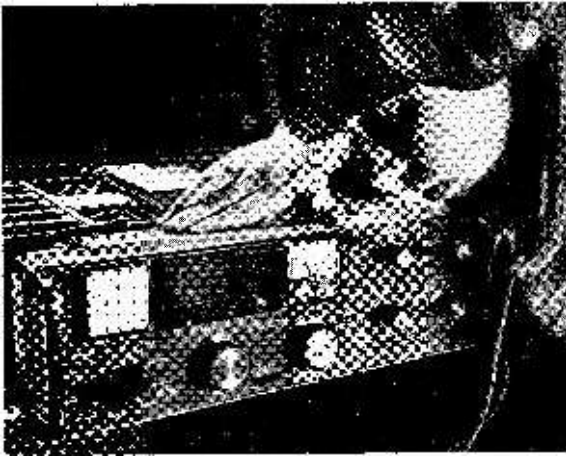
## NORTHERN RADIO SOCIETIES' ASSOCIATION CONVENTION & EXHIBITION

This event was held at Belle Vue, Manchester on 27th. April, several hundred visitors attending. Mr. John Graham, G3TR, Immediate Past President of the RSGB presented the G8AYD Trophy for the best stand put on by a radio club belonging to the Association. The award was made jointly to the Manchester and District Amateur Radio Society and the South Manchester Radio Club. These two clubs put on show stands that gave a complete picture of the hobby from the very beginning.

Another stand of particular interest was that of the Wirral ARS on which were shown their group constructional projects, their latest being a 160m s.s.b. Rx/Tx

# NEWS AND COMMENT...

## EDDYSTONE'S NEW 10-BAND BABY



A new solid state receiver—the EC958—covering a range of 30MHz to 10kHz has been announced by Eddystone Radio—a member of GEC-Marconi Electronics. For best possible accuracy in frequency setting an optical projection method of displaying the frequency scale is used. This gives an effective length of 50in. for each display scale. Silicon transistors are used throughout and microcircuits and f.e.t.s have been employed where advantageous.

Reception facilities are c.w., m.c.w., a.m., (d.s.b.) and s.s.b. in A3A, A3H and A3J modes—upper or lower sideband. F.S.K. (F1) facilities are available when optional module (type LP. 3058) is fitted. Keying speeds up to 200 bauds with shifts of 85–850Hz can be accommodated.

Further details may be obtained from Eddystone Radio Ltd., Eddystone Works, Alvechurch Road, Birmingham 31.

## COMARK MULTIMETER

The Comark Multimeter 1231 is the latest addition to the new 1000 Series. The overall accuracy is  $\pm 2\%$  of f.s.d. for d.c. measurements and  $\pm 3\%$  of f.s.d. for a.c. measurements over a bandwidth from 10Hz to 100kHz (3Hz to 250kHz for  $-3\text{dB}$ ). Voltage sensitivity is from 1mV f.s.d. to 300V in 12 ranges with an input resistance of  $1\text{M}\Omega/\text{V}$  at d.c. the maximum current sensitivity is  $1\mu\text{A}$  f.s.d. with a meter volt drop of less than 12mV. Resistance is measured to an accuracy of  $\pm 5\%$  of reading from  $1\Omega$  to  $100\text{M}\Omega$ . The UK list price is £50.

## NEW PREMISES FOR HOME RADIO

Home Radio have moved from their original shop in London Road, Mitcham, to the top floor of an office block 400 yards away at 240 London Road. They now have 2,400 square feet of extra space, from which to run their mail order business.

## A.S.E.E. CHANGE

“The Association of Supervisory and Executive Engineers”—that is the new name for the Association of Supervision Electrical Engineers. Membership is now no longer restricted to electrical engineers.

## ON 'PHONE?

Amateurs in the United States, because of changes in the Bell System telephone regulations can now legitimately operate “phone patches” connecting overseas stations to telephone subscribers.

## THE MULLARD MEETINGS


At Southampton on 5th May, the 1969/70 season of Mullard meetings for the radio and television trade opened. This year's talk is devoted almost entirely to integrated circuitry and between now and 1970 it will be given at 76 centres in the UK.

The talk deals in a general way with the development of integrated circuits, analyses their advantages and emphasises the radical changes in thinking of design. It then studies the applications of integrated circuits to colour TV receivers. I.C. manufacture is then covered and the talk finishes with a glimpse into the future and what it is likely to hold so far as I.C. applications are concerned.

The programme for July is: 9th: Dolphin Hotel, Swansea; 10th: Park Hotel, Cardiff.

All meetings start at 7.45 p.m. and any readers wishing to attend should apply for tickets to Ian Nicholson, Films and Lectures Organisation, Mullard Ltd., Torrington Place, London, W.C.1.


## NEW FROM MARCONIPHONE



Five new models from Marconiphone include two small portable receivers, two radiograms and a record player. The two portables are similar—the 4166 having v.h.f./m.w./l.w. coverage and the 4169 covering l.w./m.w./s.w. Both have push-button waveband selection and an output of 300mW. Prices are: 4166 (£14 15s.) and 4169 (£11 10s.). The photograph shows model 4169.

# TRANSET

BY F.G. RAYER G3OGR ●●



## THREE-BAND PORTABLE

WITH a receiver covering long, medium and short waves, it is of advantage to use an internal ferrite rod aerial for long and medium wave reception, and a telescopic or other external aerial for short waves. The circuit used here is of this type, and gives reception of hundreds of short wave transmissions, in addition to medium and long wave coverage. Bands actually tuned are approximately 14-6MHz s.w. (21-50m), 1,500-575kHz m.w. (200-530m) and 260-160kHz l.w. (1,150-1,900m).

Some simplification is possible by using a common oscillator coil for m.w. and l.w., and the way in which bandswitching operates can be checked with the aid of Fig. 1.

For s.w. reception, S1 earths C, tag 1 of L1, L3 and L4 being shorted out. L1 is tuned by VC1. S4 shorts

A, tag 7, to earth, so that only the base winding of L1 is in use. S3 places VC2 across L2, for oscillator tuning, and S2 switches Tr1 collector to the collector winding of L2.

For m.w. reception, S1 leaves L3 in circuit, S4 introducing the base coupling winding. S3 provides oscillator tuning of L5, with the series m.w. padder C4 while S2 brings into use the collector winding of L5.

L5 is also used for l.w. reception, with the extra capacitor C5 to obtain suitable frequency coverage. The l.w. section of the ferrite rod, L4, is also in use.

L1 and L2 are individual s.w. aerial and oscillator coils. L3 and L4 are m.w. and l.w. sections of a dual-wave ferrite rod aerial. By using a series circuit as shown, no switching of Tr1 emitter is required.

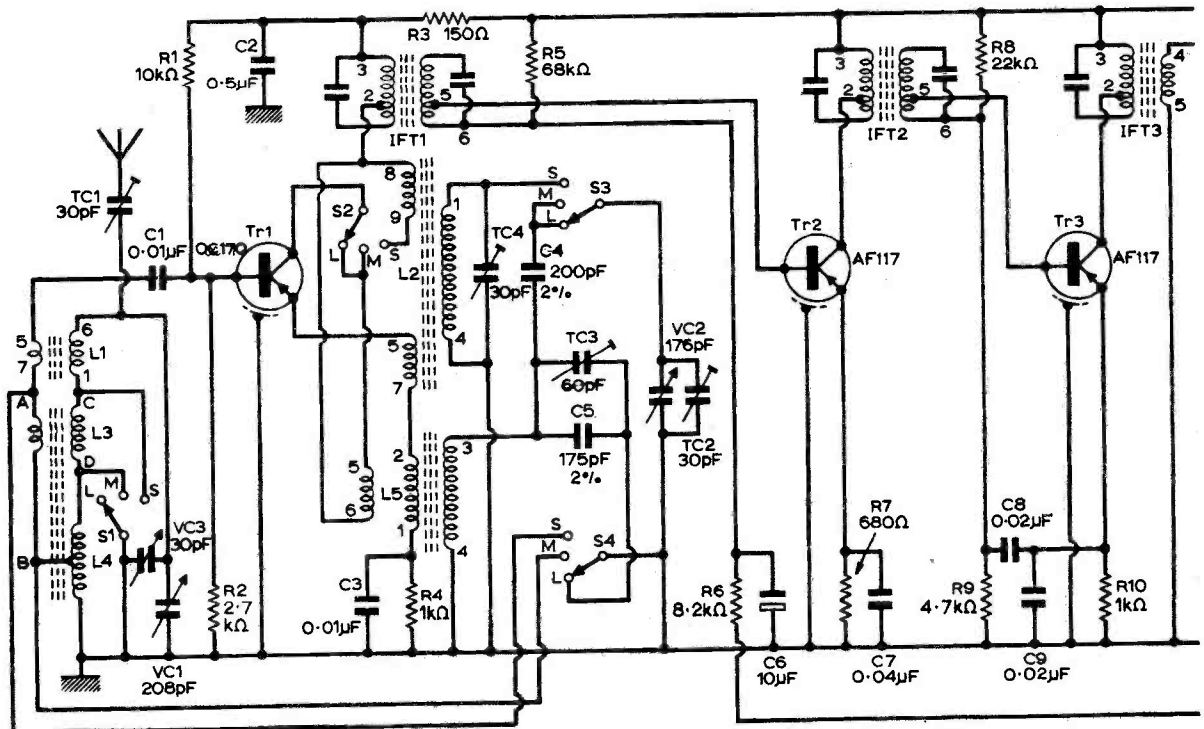


Fig. 1. The Transet theoretical circuit. The aerial, oscillator and i.f. stages—

The telescopic aerial is coupled through T1, and also operates on m.w. and l.w., if extended, though it is normally not required on these bands.

T4 is the s.w. oscillator trimmer, T2 the m.w./l.w. trimmer, and T3 allows adjustment of l.w. oscillator coverage. To give maximum efficiency on all frequencies, a small manually operated panel trimmer VC3 is used in the aerial circuit. This avoids loss of results due to poor trimming, and also compensates for changes caused by extending the aerial, or using an external aerial. VC3 is simply rotated for best results, and only need be adjusted occasionally.

## IF AMPLIFIER

I.F.T.1 and i.f.t.2 are both double tuned, the diode i.f.t. being single tuned. This results in high gain and selectivity, with enough sensitivity for good reception of many transmissions. The i.f. is 465kHz.

## AUDIO AMPLIFIER

Tr4 is the first a.f. stage, followed by Tr5 as driver. Tr6/7 are the output pair, with feedback and base bias via R21 and R22. This type of circuit has the advantage that suitable transistors are readily available, and the operating conditions of each stage are independent of other stages. This avoids difficulties sometimes arising in directly-coupled and similar circuits. There is plenty of amplification and enough power output for loudspeaker reception of most signals, with good tonal quality.

The volume control VR1, ganged capacitor VC1/2, trimmer VC3, and switch are fixed to a 7 × 3in. flanged aluminium plate, also used as a positive

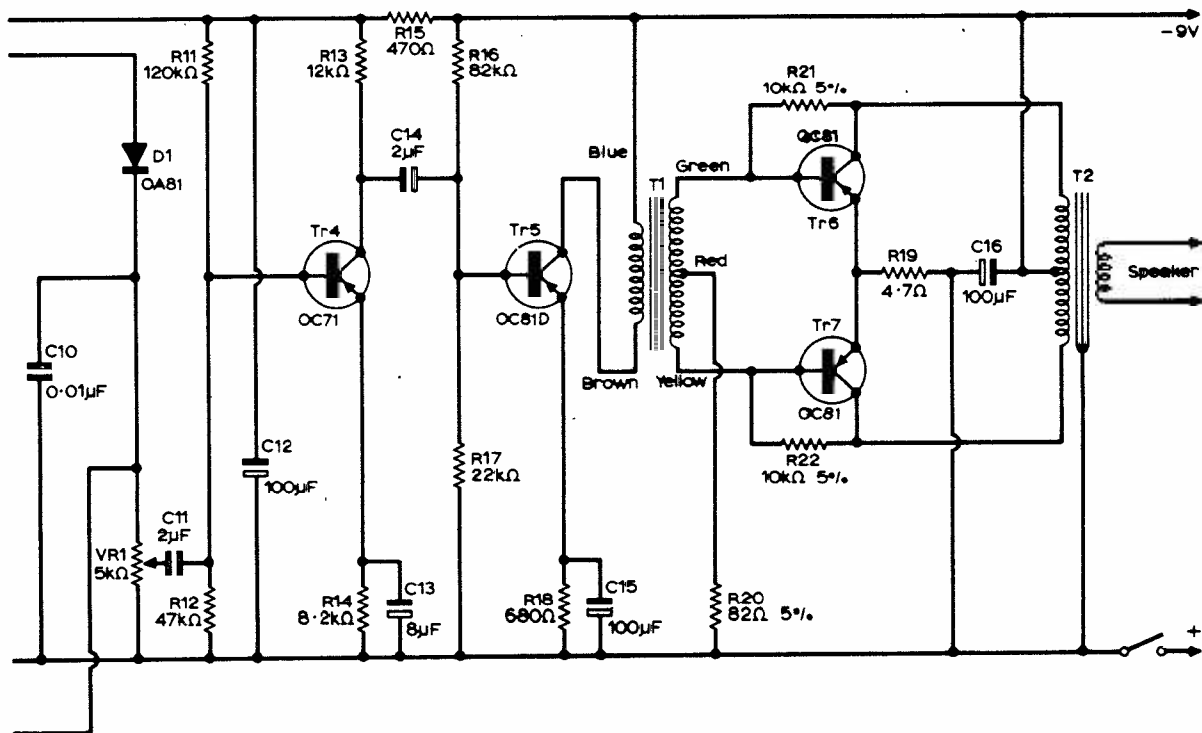
line or earth return. Other parts are fitted to a paxolin circuit board 7 × 2½in., which is bolted to the flanged plate.

## CONSTRUCTION

Figure 2 is a top view of the paxolin board. VC3 is directly under VC1/2, and the fixed plates tag of VC3 is connected to the underneath tag of VC1. VR1 fits on the aluminium plate to the left of VC1/2, and the four-pole three-way switch occupies a similar position to the right.

The paxolin board was prepared by scribing lines at ¼in. intervals with a sharply pointed tool, then drilling ⅜in. holes for all leads. L1 and L2 need ¼in. holes. The board is also drilled to clear the pins of L5, i.f.t.1, i.f.t.2, i.f.t.3, and the fixing feet of T2. Drilling positions for the i.f. transformers and L5 can be marked by pressing paper against the pins, holding this on the paxolin, and marking through with a sharply pointed tool. A central hole to allow core adjustment is needed under each i.f.t. Two bolts secure the paxolin to the flange, and tags were put under the nuts to provide the MC points.

A slow-motion action is essential with VC1/2, and is provided by concentric spindles in the component listed. A ball drive could be fitted to the ordinary type of capacitor, a little extra space then being needed between the aluminium plate and the inside of the cabinet front. The tuning capacitor also had trimmers fitted. The trimmer for VC1 is fully unscrewed, then ignored. The other trimmer is TC2, Fig. 1. A capacitor without trimmers is equally suitable, and TC2 would then be a separate trimmer, connected from frame to VC2. A 100-470 ohms resistor may be needed between 9. L2. and S2. if the circuit is trimmed for maximum s.w. coverage.



—and above, the detector, first a.f., driver and output stages.

## WIRING

This can be carried out with 22 s.w.g. or similar tinned copper wire, with insulated sleeving where necessary. In most places the wire ends of the resistors and capacitors are long enough to reach the various connecting points.

The diode D1, and electrolytic capacitors, must be fitted with the polarity shown. C6 lies under C2 and C16 is underneath C15.

Figure 3 shows all connections under the paxolin board.

L5 and the i.f.t.s have small tags which earth the screening cans. These are connected as in Fig. 3. The core of T2 is also earthed.

A red flexible lead from the switch of VR1 is fitted with a positive battery clip. Battery negative is the centre-tap of the primary of T2, Fig. 3. Twin flexible leads from T2 secondary will go to the loud-speaker.

## TRANSISTORS

It is probably as well to leave these until most other wiring has been done. Tr1 is behind the four-pole switch, allowing short leads from collector to S2, and emitter to tag 5 of L2. The base lead goes to C1, R1, R2.

Tr2 and Tr3 can have  $\frac{1}{2}$ in. lengths of coloured sleeving on emitter, base and collector leads, for insulation, and to identify them. These wires should not be unnecessarily long.

The remaining transistors can conveniently have about  $\frac{1}{2}$ in. of lead above the circuit board. Many alternatives will operate satisfactorily in this type of audio amplifier. A poor transistor should on no account be used for Tr4, as noise generated in this stage is considerably amplified. As the listed transistors are readily available, it is recommended they be used if transistors are to be purchased. But this does not mean that equivalents already to hand could not be fitted. Some might need different base or emitter resistor values.

## FERRITE ROD

This may be 6in. or 7in., of the usual type for m.w./l.w. ferrite aerials. A bracket is bolted to the paxolin board, Fig. 2. This supports a vertical strip of paxolin 3in. high and  $\frac{1}{2}$ in. wide. A strip of flexible insulating material passes round the ferrite rod, and is bolted to the paxolin strip.

When connecting the ferrite rod windings, note that the m.w. tuned section is from points C to D, Fig. 1. The m.w. base coupling winding is from A to B. The l.w. tuned section L4 is from D to earth line. Should a rod with separate base winding be used, instead of a tapping on L4, this winding is connected between the m.w. winding at B, and earth line. Should tuning difficulties arise on l.w., this might be caused by L4 being in the reversed phase to L3, and this can be corrected by reversing connections to L4. Windings intended for 208pF tuning capacitance and OC44 type transistors are usually satisfactory provided the base coupling is reduced by removing a few turns. Four turns should suffice for m.w. base coupling. L.W. coupling need not be changed unless instability arises.

## ★ components list

### Resistors:

R1	10k $\Omega$	R12	47k $\Omega$
R2	2.7k $\Omega$	R13	12k $\Omega$
R3	150 $\Omega$	R14	8.2k $\Omega$
R4	1k $\Omega$	R15	470 $\Omega$
R5	68k $\Omega$	R16	82k $\Omega$
R6	8.2k $\Omega$	R17	22k $\Omega$
R7	680 $\Omega$	R18	680 $\Omega$
R8	22k $\Omega$	R19	4.7 $\Omega$
R9	4.7k $\Omega$	R20	82 $\Omega$ 5%
R10	1k $\Omega$	R21	10k $\Omega$ 5%
R11	120k $\Omega$	R22	10k $\Omega$ 5%
VR1	5k $\Omega$ log. pot. with switch		
All 10% $\frac{1}{2}$ watt except where stated			

### Capacitors:

C1	0.01 $\mu$ F
C2	0.5 $\mu$ F
C3	0.01 $\mu$ F
C4	200pF 2% silver mica
C5	175pF 2% silver mica
C6	10 $\mu$ F 6V
C7	0.04 $\mu$ F
C8	0.02 $\mu$ F
C9	0.02 $\mu$ F
C10	0.01 $\mu$ F
C11	2 $\mu$ F 6V
C12	100 $\mu$ F 12V
C13	8 $\mu$ F 6V
C14	2 $\mu$ F 6V
C15	100 $\mu$ F 6V
C16	100 $\mu$ F 12V
VC1/VC2	Jackson 00 208/176pF slow motion
VC3	25pF or 30pF miniature air-spaced variable
TC1	30pF pre-set
TC2	30pF pre-set
TC3	60pF pre-set
TC4	30pF pre-set

### Inductors:

L1	s.w. aerial coil, Denco transistor range 4 Blue
L2	s.w. oscillator coil, Denco transistor range 4 Red
L3/L4	l.w./m.w. ferrite rod aerial
L5	l.w./m.w. oscillator coil, Weyrad P50/1AC
IFT1	Denco IFT18/465
IFT2	Denco IFT18/465
IFT3	Denco IFT14
T1	Osmor QXD1
T2	Osmor QXO2

### Semiconductors:

Tr1	OC170
Tr2	AF117
Tr3	AF117
Tr4	OC71
Tr5	OC81D
Tr6	OC81
Tr7	OC81
D1	OA81

} Matched pair

### Miscellaneous:

2/3 ohm 3 $\frac{1}{2}$ in. or similar speaker; four-pole three-way rotary switch; 7 x 3in. flanged plate (Home Radio); 7 x 2 $\frac{1}{2}$ in. paxolin sheet; four knobs; 6 $\frac{1}{2}$ /35in. telescopic aerial.

Note that the receiver can be tested on s.w. with the ferrite rod omitted, and on m.w. with L4 omitted. This may help localise wiring faults, if any arise.

## BANDSWITCH

The position of this allows short leads from 1, L1, to S1 and earthed return to VC1/2, from 1, L2 to S3 and VC2, and from 4, L2 to VC1/2.

C4 and C5 are mounted vertically on the paxolin board, to reach the switch tags. There should be no difficulty if tags and connections are correctly identified.

When first testing the receiver, a meter may be

included in one battery lead. Current should be around 9mA to 12mA with no signal or at low volume. If it is excessive, switch off at once and look for an error in wiring or other fault. During normal listening, current peaks will be about 20mA to 40mA, according to volume.

## IF AMPLIFIER

This is most readily aligned with a signal generator, set to give a modulated signal at 465kHz. Adjustments can then be for maximum battery

*continued on page 262*

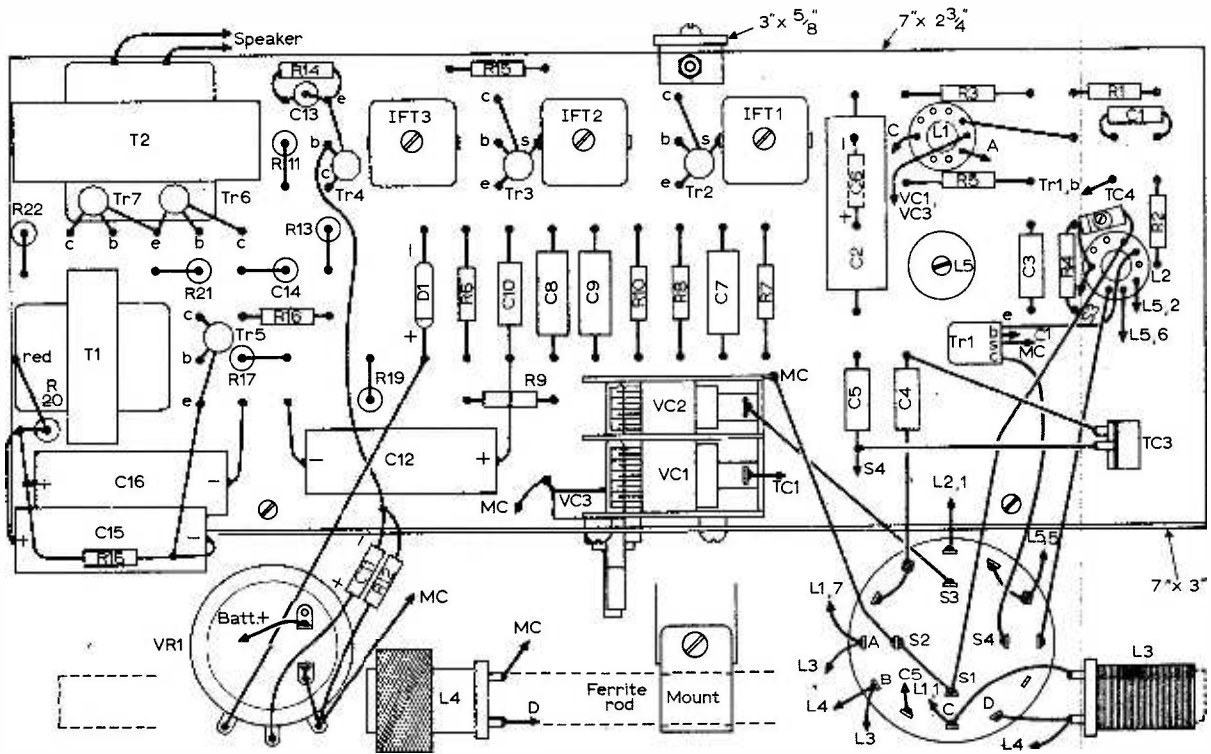


Fig. 2: View of components on the upper side of the paxolin board.

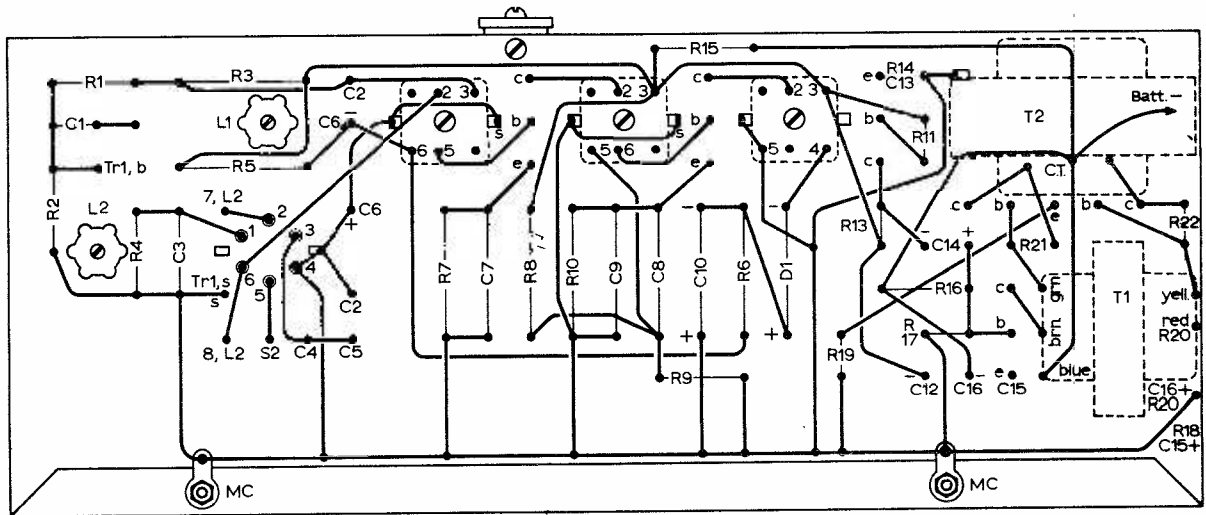


Fig. 3: Wiring on the underside of the paxolin component board.

# THE CULT OF THE

# JUNK BOX

JAMES  
HOSSACK

**T**HE modern meaning of the word "cult", like that of others such as "juvenile", etc., has become debased by common usage in association with a more sinister partner (e.g. "juvenile delinquent"), and one imagines the adherents of a cult as supporting it with a sort of fanatical, and frequently misplaced, semi-religious fervour. It is useful to remember that the word itself shares a common origin with "cultivate", which basically means to "make good use of", and this is precisely what possession of a junk-box (or perhaps one ought to use the more elegant term "spares box") implies to those readers who have come, to a greater or lesser degree, to rely on one as providing a valuable addition to the resources available for pursuing their favourite hobby.

To many experimenters, who may have been introduced to radio construction via the influence of a big brother, the junk-box comes, in a sense, ready-made. In other words, virtually a family heirloom. Other less fortunate (or more affluent) members of the radio fraternity commence operations by purchasing everything the hard way, down to the smallest nut, bolt, or resistor. Gradually, however, even those who pursue their hobby in a very modest way will acquire, over the years, a small stock of components which, while perhaps not quite as good as new, will serve them adequately for all normal constructional purposes. There is no doubt that a junk box of this type has much to recommend it.

There is, however, a more positive approach to this subject which was pursued some time ago by the writer, and which has paid handsome dividends in terms of component acquisition at bargain prices, and, what may be even more important to those residing in rural areas, complete and immediate availability of components "off the shelf" as and when these are required.

The plan is quite simply the purchase, or similar legitimate acquisition, of unwanted electronic gear, followed by a careful, painstaking, and thorough dismantling of all the usable components therein. Sources of such components are many and varied. Some dealers, for example, will gladly dispose of old TV equipment for a nominal sum. On the other hand, constructors are frequently presented with the opportunity of procuring quite complex pieces of electronic gear which have ceased to function, or merely become obsolete, on the understanding that these are removed from the premises forthwith and "broken up"—hardly a euphemistic term for the extremely delicate dismantling operation to which they will be subsequently subjected on arrival back at the "shack".

A word of warning should, perhaps, be given here

about all equipment containing c.r.t.s of any description. In general, these are not worth salvaging, but it is imperative, before commencing operations on any chassis, that they be carefully removed and placed on one side for subsequent disposal via the refuse collection.

Do not succumb to the temptation to break a c.r.t. in order to facilitate its subsequent disposal, since the danger of flying glass from the resultant explosion (more correctly, implosion, since the tube collapses inwards) can be a very real one. The same advice applies to large glass valves, with the additional consideration that they may, in fact, prove worth preserving with a view to possible future use as transmitting tubes.

Having discussed how to collect, we now come to the question of what to collect. The answer would appear to be, whatever can be easily removed from a discarded chassis, but one or two points must be borne in mind, and it will be advantageous to consider the dismantled items in turn.

## Transistors

While examples of discarded gear containing transistors are, of course, comparatively limited at the present time, there are excellent opportunities for procuring, very cheaply, surplus computer panels and such like which often consist of masses of identical transistors embedded in a printed circuit matrix. These transistors are frequently mounted in such a position that by "unwinding" the transistor, so to speak, the wires can be cut off close to the board, leaving 1 inch or more of connecting lead. A snag with most boards of this type is that no details are generally available regarding the components, but, frequently, a meter check, or insertion of one transistor into a simple amplifying circuit (a.f. or r.f.) will be sufficient to identify the type satisfactorily. A number of excellent transistor testers, suitable for determining beta, leakage current, and other characteristics of unknown transistors, have been described in past issues of PW.

## Valves

The position as regards reclaimed valves is less satisfactory, particularly when one remembers that, after a few years' hard wear, the average rectifier or power output valve has completed perhaps two-thirds of its useful life, although its characteristics may still be entirely satisfactory for use in experi-



TABLE 1

Valve	Description	Heater		Anode Volts	Screen Volts	Maximum Rectified Current	Peak Inverse Volts (Rect.)	Base Connections
		Voltage	Current					
807	Power Tetrode	6.3	0.9A	500	200	—	—	A
6L6	a.f. Power Tetrode	6.3	0.9A	350	250	—	—	
6F6 } 6V6 }	a.f. Power Pentode	6.3	0.7A 0.45A	250	250	—	—	B
6X5	Rectifier	6.3	0.6A	325	—	70mA	750	
83V	Rectifier	5	2A	575	—	175mA	1100	C D E F
5R4	Rectifier	5	2A	750	—	250mA	2800	
5V4	Rectifier	5	2A	375	—	175mA	1100	
5Z4	Rectifier	5	2A	350	—	125mA	1100	

TABLE 2

Valve Type	Description	Heater Volts*	Pin Connections (B9A bases)								
PCC 85	v.h.f. double triode	9.0	1	2	3	4	5	6	7	8	9
PCF 80	Triode-pentode mixer	9.0	a"	g"	k"	h	h	a'	g'	k'	s
PCF 82	Triode-pentode mixer	9.5	a <sub>t</sub>	g <sub>1</sub>	g <sub>2</sub>	h	h	a <sub>p</sub>	k <sub>p</sub>	k <sub>t</sub>	g <sub>t</sub>
PCL 82	Triode output-pentode	16	g <sub>t</sub>	k	g <sub>1</sub>	h	h	a <sub>p</sub>	g <sub>2</sub>	k <sub>t</sub>	a <sub>t</sub>
PCL 83	Triode output-pentode	12.6	a <sub>t</sub>	g <sub>t</sub>	k <sub>t</sub>	h	h	a <sub>p</sub>	k <sub>p</sub>	g <sub>2</sub>	g <sub>1</sub>
PCL 84	Triode video output-pentode	15	g <sub>t</sub>	a <sub>t</sub>	k <sub>t</sub>	h	h	a <sub>p</sub>	k <sub>p</sub>	g <sub>1</sub>	g <sub>2</sub>
PCL 85	Triode output-pentode	18	a <sub>t</sub>	g <sub>t</sub>	k <sub>t</sub>	h	h	a <sub>p</sub>	g <sub>2</sub>	k <sub>p</sub>	g <sub>1</sub>
PCL 86	Triode output-pentode	13.3	g <sub>t</sub>	k <sub>t</sub>	g <sub>2</sub>	h	h	a <sub>p</sub>	k <sub>p</sub>	g <sub>1</sub>	a <sub>t</sub>
PL 82	Output pentode	16.5	—	g <sub>1</sub>	k	h	h	—	a	—	g <sub>2</sub>
PY 82	Rectifier (half-wave)	19	—	—	k	h	h	—	—	—	a

\*Heater current is 0.3A in all cases.

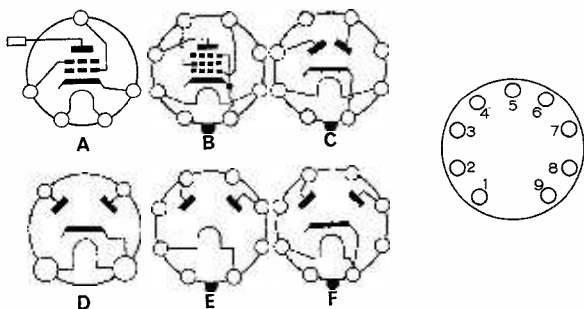


Fig. 1: Valve base connections A-F are for Table 1. All valves in Table 2 have 9 pin bases (B9A.).

mental hook-ups, or as test replacements for the diagnosis of circuit faults. Unless one is an ardent collector of vintage components (see, for example, *The Radio Collector* by P. N. Wood in the June 1966 issue of PW), it is probably wisest to consign all valves of the pre-octal-base era to the dustbin before they have the opportunity to ruin a perfectly good circuit. The same may be said to apply to most octal-base specimens, with the exception of a few such as 6L6, 6X5, 807, and some others; also, power rectifiers of the 5 volt series, such as 5Z4, may come in useful, provided they are known to be in good condition. Characteristics and base connections for some of these are given in Table 1. Miniature battery valves based on B7A may prove of some

interest to the radio control enthusiast. B9G television valves are sometimes designed to operate from a standard 6 volt heater supply; more often they are designed to run from a higher voltage, and can be neatly pressed into experimental service by adapting a suitable transformer (see next section).

## Transformers

Unlike valves, these seldom deteriorate with age, and, in fact, probably represent the most valuable components in any chassis, from the reclamation point of view. A good mains transformer can cost anything from £2 upwards, so that the initial price of an old chassis is repaid several-fold if it happens to contain a mains transformer likely to be suitable to one's requirements. Television line and field transformers are unlikely to be of great use unless one is especially interested in audio oscillators, but the output transformer should certainly be salvaged, particularly if it is one of the multi-tapped variety.

Table 2 shows the heater voltages and general applications of some popular television valves, and it is frequently possible to utilise two or even more heater windings, connected in a suitable manner to obtain the required power for circuits using such valves, as described earlier. Sometimes, other low-voltage windings can be interconnected to provide between 12 and 20 volts at a few amps., a useful

feature for those interested in building their own transistor power supplies.

I.F. transformers were generally designed for 465kc/s operation, and are therefore worth preserving unless they happen to incorporate the old-style compression trimmers, which were notoriously unreliable. Television i.f.t.s are usually somewhere in the 20—30Mc/s region, and as such can prove of interest to potential constructors of amateur v.h.f. equipment. In this context, old f.m. mixers or TV turret tuners can sometimes be dismantled as complete units, and are very easily adapted for 70 or 144Mc/s amateur band operation.

## Coils

Unless these are of fairly modern design, the trouble of removing them is scarcely justified, although, if a complete unit with wavechange switch can be salvaged intact, it may well come in handy at a later date. Old wafer switches, by themselves, are seldom of much value, since they will almost certainly be badly worn.

## Potentiometers

These have the merit of being amenable to direct assessment with a simple test meter. They will usually fall into two classes—good and bad—the worn track of the latter showing up immediately the control is turned backwards and forwards a few times. Keep the good ones carefully, since a wide selection of values on the experimenter's shelf is a very decided asset at all stages of construction. (The writer has a circuit in operation at present with about a dozen variable resistors—most of which will finally be replaced by fixed values once the optimum circuit constants have been determined.)

## Variable Capacitors

Check these, also, with a meter, to locate faulty insulation, rubbing vanes, etc. Do not, in this case, be in too much of a hurry to dispose of ancient types. Many of the best transmitters use tank coils which are tuned by components once gracing the panel of a 1930 battery two-valver, whose designers appeared to imagine that the presence of 120 volts across the vanes rendered a spacing of less than  $\frac{1}{8}$  in. completely unacceptable. Needless to say, you will be unlikely to recover any components small enough to incorporate in that projected transistor portable, although occasionally, old valve-operated car radios can be found which were provided with astonishingly small, neat, and efficient tuning mechanisms and capacitors, which are well worth saving for future use.

## Switches

Test routine is the same as for potentiometers. Subject the switch to a continuity test *and also an insulation test to earth*, especially if it is likely to be used for mains switching. Into this category we can

include relays, which may be found on some old television sets, or more probably on surplus or ex-W.D. equipment of more recent vintage. Do not neglect the possibility of using these on, for example, radio control equipment, or for similar purposes—the experimental potentialities of a sensitive relay coupled with a photo-cell or photo-sensitive transistor are endless.

## Metal Rectifiers

These can provide useful accessories, together with *heavy duty resistors*, for receiver and even transmitter power supplies, although, with the advent of silicon rectifiers at very reasonable prices, their potential usefulness is likely to be less than it might otherwise be.

## Resistors and Capacitors

These should be cut off as near the terminals as possible (not unsoldered), but unless at least 1 inch wire ends remain after this operation, they are unlikely to be worth keeping. There is undoubtedly a point where thrift ends and parsimoniousness begins, and it may be that we are in danger of reaching that point now. The fact remains that, with the low cost and high reliability of new components of this sort, it may prove false economy to store what may turn out to be less than 95% perfect material—remember that a good junk-box must never live up to its name!

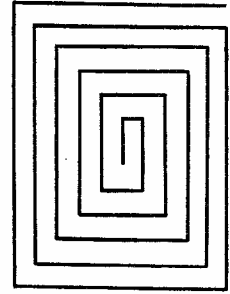
## Other Components

Finally, an example of one component which it is usually wise to hang on to, and, in contrast, one which is almost never worth storing. The former is the loudspeaker, especially if it is the small elliptical type popular in most TV receivers. These actually improve with age, since the cone suspension becomes less stiff with use, and the undesirable bass resonance can therefore drop, sometimes by as much as an octave. The component to avoid is the high-voltage electrolytic capacitor. Even when these test satisfactorily, their subsequent failure rate, when incorporated into constructional projects, can be alarmingly high, and they are best consigned to the dustbin forthwith—new ones, besides being considerably smaller than their older counterparts, are surprisingly cheap nowadays, and represent extremely good value for money.

In conclusion, a word about storage. Even the smallest "shack" can accommodate a reasonably wide range of components, provided these are stored in a methodical manner. Shelves are a necessity, as are stout wooden boxes for all heavier pieces of equipment such as transformers, etc. The best guide here is commonsense, the point being that the "junk-box" must never consist of a single large container into which material is deposited haphazardly. Far better a series of small, neatly labelled boxes, even if these do take up a little more space. Sensibly handled, the cult of the junk-box, besides reducing costs, can add considerably to the pleasure of all aspects of radio construction. ■

# BASIC SEMICONDUCTOR TECHNOLOGY

## PART THREE



by M. F. DOCKER, M.Sc.

**I**N Part 2 the processes involved in the production of pure semiconducting materials were described. This leaves the device manufacturer in possession of his basic raw material, a uniformly doped slice of germanium or silicon. With this he can produce an enormous range of devices, from simple diode rectifiers to complex integrated circuits. This month the principles involved in the theory and manufacture of the diode will be discussed.

In Part 1 it was shown that the energy states in a semiconductor are arranged in bands separated by a certain band gap. At a temperature of  $-273^{\circ}\text{C}$ , or absolute zero as it is called, electrons in all atoms are in the valence band and none are in the conduction band. In this case it may be said that there is a one hundred per cent certainty of a level in the valence band being filled but a zero probability of a level in the conduction band being filled. Consequently a curve like the one in Fig. 1(a) can be drawn. At higher temperatures electrons are excited into higher energy states so that the probability of an electron being in the conduction band is increased, as shown at (b) in the same figure for a temperature of  $27^{\circ}\text{C}$ .

### The Fermi level

As can be seen, both curves go through the same energy level at the point where there is a fifty per cent probability of this level being filled. This energy level is called the *Fermi level* and in the case of intrinsic (i.e. undoped) semiconductor material it is as shown midway between the valence and conduction bands.

The curves are symmetrical about the Fermi level

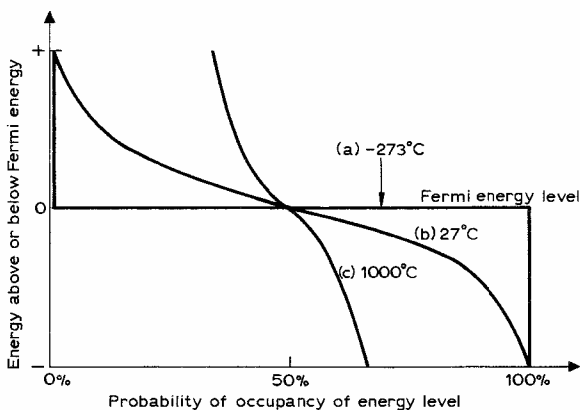


Fig. 1: Probability of occupancy of energy levels at different temperatures.

as can be seen. This is because the probability of occupancy of conduction band levels increases as the probability of occupancy of the valence band levels decreases. In practical terms this means that electrons which reach the conduction levels have come from the valence band since the number of electrons in the material is constant.

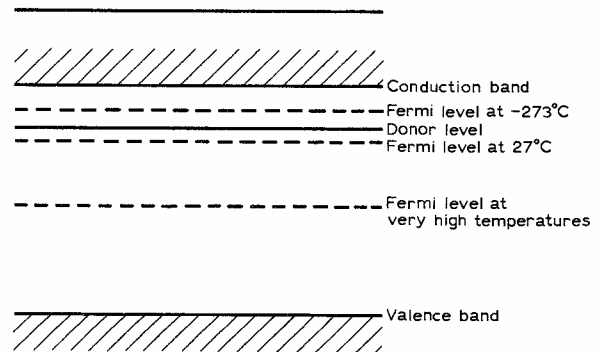


Fig. 2: Movement of Fermi level with temperature in doped semiconductor material.

With doped semiconductors however the Fermi level moves as the temperature is raised. With n-type material at absolute zero all the donor states are filled so that these behave like the valence band and the Fermi level lies between the donor level (see Fig. 2) and the conduction band. At higher temperatures however these states become vacant as electrons move to the conduction band and the Fermi level moves towards the level it has in intrinsic material. An analogous situation exists in p-type material. Here at low temperatures the Fermi level lies between the valence and acceptor levels.

The rate at which the Fermi level moves downwards depends on the doping level and on the host material. In typical combinations of these the Fermi level lies at room temperature just below the donor level or just above the acceptor level.

### The p-n junction

If a piece of p-type material and a piece of n-type material could be brought together it could be shown that their Fermi levels would coincide, as shown in Fig. 3(a). Initial contact would not show this correspondence, as the Fermi level of the n-type material would be higher than that of the p-type material. However when contact is established on the atomic scale electrons diffuse from the material of n-type which has a high concentration of excess electrons to the p-type material which has a deficit

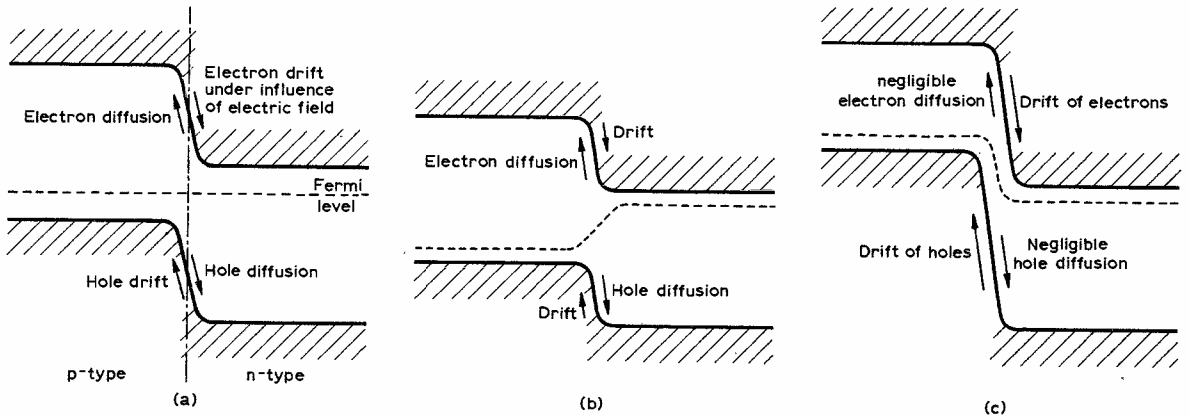


Fig. 3: (a) Energy levels and carrier flow in an unbiased diode. (b) Conditions at the p-n junction with forward bias applied. (c) Conditions with reverse bias applied to the diode.

of electrons. These electrons set up an electric field, the n-type side having a more positive potential than the p-type side. This is because the region to the right of the junction in the diagram then contains ionised donor atoms whilst the region to the left of the junction contains ionised acceptor atoms, with positive and negative charges respectively.

This field opposes the diffusion of electrons, itself giving rise to a drift of electrons in the opposite direction to the diffusion. Eventually an equilibrium is set up when the number of electrons diffusing from the n-type is equal to the number returning from the p-type material by the drift process. When this situation is established it is found that the Fermi levels at each side of the junction are equal (as shown in Fig. 3(a)). At the same time that the motion of electrons is under consideration it is also necessary to consider the diffusion and drift of holes in the opposite directions.

### Depletion region

The positive donor ions and the negative acceptor ions are fixed in the crystal lattice and consequently in the region of the junction there is a deficiency of mobile current carriers and the term "depletion layer" is usually applied to the region. The ionised atoms compose a space charge which extends mostly into the region with lowest impurity, that is into the region of higher resistivity. Some consequences of this will be seen later when the punch-through effect in transistors is discussed.

Although there is an electric field across the junction this cannot be measured with a voltmeter because of effects which occur at the metal-semiconductor junctions. If it were possible to make this measurement the system would constitute a form of perpetual motion machine which unfortunately is not feasible.

### Forward bias

Consider now what happens when a voltage source is connected across the junction with the positive terminal attached to the p-type material and the negative terminal attached to the n-type material. The Fermi levels will be displaced by a potential

proportional to the voltage applied, as shown in Fig. 3(b). In this situation electrons from the n-type material have a much smaller potential hill to climb and consequently a much larger current will flow due to diffusion. However the thermally generated electrons from the other side will still produce the same drift current since their number depends on the temperature alone and they are all collected by the drift field. A current will flow through the p-n junction diode when it is connected in this forward direction. This current consists of electrons and holes although only the electrons have been considered here.

### Reverse bias

If the voltage is connected in the opposite direction the potential hill against which electrons from the n-type region have to flow is increased as shown in Fig. 3(c). This results in a reduction of the diffusion current. Again the current due to thermally generated electrons from the p-side remains constant. Consequently when a reverse bias is applied to the system in this way only a small current flows, this time in the opposite direction to the current flow with forward bias. When a large reverse bias is applied this current approximates that due to thermally generated electrons alone and is independent of the bias. This is called the *saturation current* of the diode.

### Diode characteristics

A typical voltage-current curve for a silicon and a germanium junction diode is shown in Fig. 4. It can be seen that the reverse saturation current  $I_{sat}$  is several times larger for germanium than for silicon; this is a consequence of the larger band gap of silicon. The *offset voltage*  $V_{os}$  is the value of forward bias for which the forward current is greater than some small threshold.

The current through the diode can be shown to be given by the equation:

$$I = I_{sat} (e^{aV_{app}} - 1)$$

where  $a$  is a constant which increases with temperature,  $V_{app}$  is the voltage applied to the diode and  $e=2.7$ . This exponential increase explains the appearance of the offset voltage, and the larger value of

# USE THE SOLDERING IRONS THE PROFESSIONALS USE

If you want the best in soldering, Antex irons are for you. Pin point precision, fingertip control, interchangeable bits that slide over the elements and do not stick, sharp heat at the tip, reliable elements and full availability of spares. World-wide users, both enthusiasts and professionals solder with Antex. It's time you joined them. Antex soldering irons are stocked by quality electrical dealers, or you can order direct from us. A free colour catalogue will be supplied on request.

CN 15 watts, fitted  $\frac{3}{32}$ " Ferraclad bit. The leading iron for miniature and micro miniature assemblies: 18 interchangeable bits from .040 (1 mm) up to  $\frac{3}{16}$ " for 240, 220, 110, 50 or 24 volts.

FROM  
**32/6**  
ACTUAL SIZE



PRECISION  
MINIATURE  
SOLDERING  
IRONS

Made in England

Antex, Mayflower House, Plymouth, Devon  
Telephone: Plymouth 67377/8  
Telex: 45296 Giro No. 258 1000



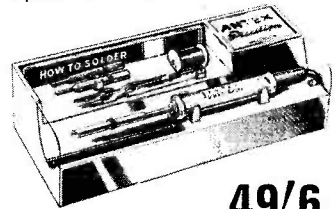
Model CN 240/2  
15 watts—240 volts  
with nickel plated bit ( $\frac{3}{32}$ " ) and in a  
handy transparent pack.

**31/-**

## COMPLETE PRECISION SOLDERING KIT

Supplied in its own compact, rigid plastic container and includes all of these items:

CN 15 watts 240 volts miniature model ( $\frac{1}{16}$ " ) bit - 2 interchangeable spare bits ( $\frac{5}{32}$ " and  $\frac{3}{32}$ " ) - reel of resin-cored solder - heat sink for soldering transistors - felt cleaning pad - soldering iron stand\* - storage space for lead and plug.



**49/6**



Model G—18 watts. Fitted with  $\frac{1}{16}$ " bit, interchangeable spare bits  $\frac{1}{8}$ " and  $\frac{1}{4}$ " . For 240, 220 or 110 volts. FROM 35/6



Model E—20 watts. Fitted with  $\frac{1}{8}$ " bit, interchangeable spare bits  $\frac{1}{4}$ " and  $\frac{1}{2}$ " . For 240, 220 or 110 volts. FROM 35/6



Model ES—25 watts. Fitted with  $\frac{1}{4}$ " bit, interchangeable spare bits  $\frac{1}{2}$ " and  $\frac{3}{4}$ " . For 240, 220, 110, 50 and 24 volts. FROM 35/6



Model E40—40 watts. Fitted with  $\frac{1}{2}$ " bit, interchangeable spare bits  $\frac{3}{4}$ " and  $1\frac{1}{2}$ " . For 240, 220, 110, 24 and 20 volts. FROM 42/6

To: Antex, Mayflower House,  
Plymouth, Devon.

Quantity

Model

Bit Size

Volts

Price NAME

ADDRESS

Please send me the Antex  
colour catalogue.


Please send me the  
following irons.

I enclose cheque/P.O. cash value.

Telephone

PW 8

# BUILD AND ENJOY THE PW DOUBLE 12



The design that's based on PEAK SOUND "Cir-Kit"

- ▲ Simplified Unit Construction
- ▲ Fantastic Performance

This 12+12 watt integrated stereo hi-fi amplifier and pre-amp is proving one of the most successful P.W. designs ever. With good ancillary equipment, you will find it one of the best you have ever heard, and it is a delight to build and handle. Basically, the design of the "P.W. Double 12" as described in P.W. April, May and June demonstrates the value of using "Cir-Kit". However, Peak Sound have contributed more besides to the success of this project. This includes the power amplifiers, the power pack and the ingenious cabinet which almost assembles itself. Go right ahead and build this exciting new design now with authentic, exact-to-specification Peak Sound kits as recommended by the designers.

## This is your PW Double 12 Shopping List

These are the Peak Sound units with which you can build this excellent design. Transistors included.	2 P.A. matrix boards .....	8 0
2 Spools of "Cir-Kit" at 2/- each .....	1 PS.45K 45 volt power supply kit .....	4 10 0
2 Pre-amp and tone control kits .....	1 Pack-flat afrormosia teak finished Cabinet kit .....	2 12 6
4 Pre-amp matrix boards .....	5 Controls as specified .....	2 0 0
2 PA.12-15 Power Amplifier Kits .....		
2 Heat Sink assemblies .....		
	<b>TOTAL COST</b>	<b>£23 5 6</b>
	Hardware Kit of knobs, plugs, sockets, switches, fuses, screws, wire, etc.	<b>£2 10 0</b>
	Metalwork cut, shaped and punched.	<b>£2 12 6</b>

## P.W. Double 12 abridged specification

**Controls**—Bass and treble cut and lift based on Baxandall circuitry/Volume/Balance/Rotary selector.  
**Input Sensitivity**—Magnetic P.U. (per channel) 2.5mV Into 68kΩ. Ceramic P.U.—25mV Into 27k, equalised for flat response. Radio/Aux. 60mV. **HIGH OVERLOAD FACTOR ON ALL INPUTS.**  
**Frequency Response**—20Hz to 30KHz ± 1dB overall.  
**Output**—12 watts per channel into 15Ω (8Ω speakers may be used).  
**Negative Feedback**—43dB over each section.  
**Cabinet**—Afrormosia teak finish, pack-flat, easy to build kit. Size 9½ x 5½ in. high x 9½ in. deep.  
**Transistors**—Ultra low noise in pre-amp and tone control stages.

## GO TO YOUR DEALER NOW

for your authentic Peak Sound Kits. In case of difficulty, please send direct, giving the name and address of your usual supplier where possible and add 11/- postage for complete assembly, or 5/6 if without power pack.

TRADE ENQUIRIES INVITED

## PEAK SOUND (HARROW) LTD

32 ST. JUDES ROAD, ENGLEFIELD GREEN, EGHAM, SURREY. Egham 5316

## BI-PRE-PAK LTD

222-224 WEST ROAD, WESTCLIFF-ON-SEA, ESSEX  
PHONE: SOUTHEND (0762) 46344

### RETURN OF THE UNBEATABLE P.1. PAK. NOW GREATER VALUE THAN EVER

Full of short lead semiconductors and electronic components, approx. 170. We guarantee at least 30 really high quality factory marked Transistors PNP and NPN, and a host of diodes and rectifiers. Mounted on printed circuit panels. Identification chart supplied to give some information on the transistors.

**P.1 PLEASE ASK FOR PAK P.1. ONLY 10/-**  
2/- P & P on this Pak.

#### Pak No. NEW UNMARKED, UNTESTED PAKS

<b>B78</b>	<b>12</b>	Integrated circuits, Mixed types, data supplied with orders.	<b>10/-</b>
<b>B80</b>	<b>8</b>	Dual Transistors, Sil NPN Matched output pairs.	<b>10/-</b>
<b>B82</b>	<b>10</b>	OC43-OC81D-OC81 Transistors, Mullard glass types.	<b>10/-</b>
<b>B83</b>	<b>200</b>	Mixed PNP/NPN (Germ. & Sil. Trans. Manufacturers reject.	<b>10/-</b>
<b>B84</b>	<b>100</b>	Silicon diodes DO-7 Case, OA200 -OA202 Polarity marked.	<b>10/-</b>

#### NEW, TESTED AND MARKED PAKS

<b>B79</b>	<b>4</b>	IN4007 Silicon Diodes, 1000 P.I.V. 1 Amp Min. Type.	<b>10/-</b>
<b>B81</b>	<b>10</b>	Reed Switches, mixed types, large and small.	<b>10/-</b>
<b>B99</b>	<b>200</b>	Capacitors, electrolytic, paper, Silver mica etc. Mixed bag. P. & P. this pak. 2/6.	<b>10/-</b>

Transistors	Price
AC126	2/6
AC127	2/6
AC176	5/-
AD149	10/-
ARY29	5/-
BC107-8-9	4/6
BC11	3/-
BC172	3/-
BC173	3/-
OC22	6/-
OC23	6/-
OC25	7/6
OC26	5/-
OC28	10/-
OC38	5/-
OC44	2/6
OC45	2/6
OC71	2/6
OC83	4/-
OC139	2/6
OC140	3/6
OC201	3/-
OCP71	10/-
SC108	3/6
SC109	3/6
2N4284	3/6
2N4285	3/6
2N4286	3/6
2N4287	3/6
2N4288	3/6
2N4289	3/6
2N4290	3/6
2N4292	3/6
2N3055	15/-
2SO34	10/-

★ ALL OUR TESTED SEMICONDUCTORS HAVE A WRITTEN GUARANTEE ★

Send for our FREE lists and catalogue of all our products. Check your own equivalent with our free substitution chart.

120 VCB Nixie Driver Transistor, Fully tested and coded ND159. TO-5 NPN Silicon. All quantities. **2/6 EACH**


Germ. Rectifier Single-Phase Bridge, Mullard type. GEX541-B.P. 45 Vits. 5A. List Price 58/-.

**OUR PRICE 10/- EACH**

NO CONNECTION WITH ANY OTHER FIRM MINIMUM ORDER 10/- CASH WITH ORDER PLEASE, add 1/- post and packing. OVERSEAS ADD EXTRA FOR AIRMAIL

# JACKSON

the big name in PRECISION components



No. 6/36 DRIVE

Incorporating the Dual Ratio Ball Drive providing 36-1 Slow drive and 6-1 Fast drive under one knob with co-axial control. Scale is calibrated 0-100 and an extra blank scale is provided for individual calibration. Overall size 4 7/8 x 3 3/8 in. The unit consists of aluminium back plate, drive unit, scale, spare scale, transparent cover, hair-line pointer, escutcheon and knob. Fits in front of panel which may be any thickness up to 1/2 in. (or more by providing longer screws).

*It's reliable if it's made by Jackson!*

## JACKSON BROS. (LONDON) LIMITED

Dept. PW, KINGSWAY-WADDON, CROYDON, CR9 4DG

Phone Croydon 2754-5 (01-688). Grams Walfilco, Croydon

US office:- M. Swedgal,

258, Broadway, NEW YORK, NY-10007

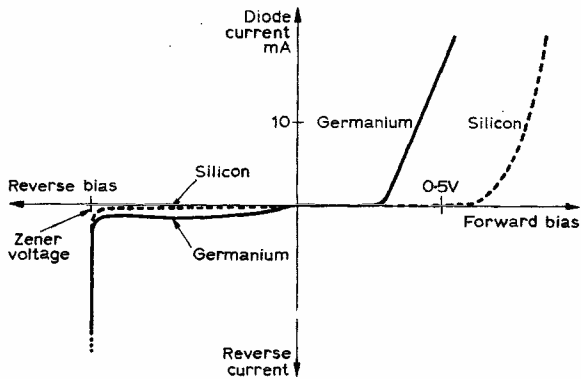


Fig. 4: Typical current/voltage characteristic curves for silicon and germanium junction diodes.

$I_{sat}$  for germanium explains why it has a lower offset voltage.

At high reverse bias voltages breakdown of the junction occurs. There are two main effects responsible for the breakdown. First the process called *avalanche multiplication*, which is caused by thermally generated electrons being accelerated across the depletion layer. During their passage they collide with ionised atoms and liberate more electrons by ionising these atoms. This process is repeated by the greater number of electrons now existing and results in a large current flowing across the junction. A voltage of more than 6V is required to produce the *avalanche breakdown effect*. At lower voltages another effect can produce breakdown of the junction; this is the *zener effect* which is caused by the strong field across the junction. Because of its narrow width a voltage of 6V can lead to a large potential gradient which is what the breakdown relies upon.

### The manufacture of diodes

In Part 2 the production of a crystal of semi-conducting material with a uniform impurity concentration was described. Because of the different segregation coefficients of different dopants various quantities of dope have to be added to the melt from which the crystal is being grown. To obtain the same doping concentration with different dopants appropriate amounts are required. If equivalent amounts of n- and p-type dopants are added it is possible to produce compensation, with acceptors and donors balancing exactly, giving no net doping.

This can be utilised in preparing a p-n junction during crystal growth. If n-type dope is added to the melt from which the crystal is being grown then the first part of crystal to be grown would be n-type. Now if sufficient p-type material is added to the melt the n-type dopant will be over-compensated so that the next part of the crystal to be grown will be p-type. By doing this it is possible to produce a p-n junction.

The segregation coefficient for different dopants changes as the rate at which the crystal is grown from the melt is changed. For antimony in germanium the segregation factor increases quickly with growth rate but with gallium it changes more slowly. If correct amounts of these dopants are added to the melt it is found that a rapid growth rate results in

antimony doped n-type material but a slow growth rate leads to gallium p-type doping. So variation of the growth rate can also be used to produce successive n- and p-type regions giving a chain of junctions. These are subsequently sliced to give discs of perhaps 1 in. diameter which are made into hundreds of diodes.

### Diffused junction diodes

It has been described how impurity atoms will diffuse rapidly into the body of a semiconductor at a high temperature. This fact is utilised in one type of diffused junction diode. A coating of a p-type impurity is applied to one surface of a slice of n-type material. This is subsequently heated to 800-900°C for a defined time whilst the impurity diffuses into the slice. A p-n junction will be formed across the plane reached by the impurity.

The process of heating results in a decrease in the lifetime of the minority carriers and consequently to an increase in the forward resistance of the diode, making it less suitable for high current applications. However it also results in a decrease in the diffusion capacity which improves the switching characteristics. A gradient of impurity ions is obtained across the junction in this type of device so that the field strength across the junction is reduced and consequently the reverse breakdown voltage is increased. Because of this it is also possible to employ a high impurity concentration with consequent low series resistance whilst still maintaining a high reverse breakdown voltage.

### Alloy diodes

Alloying is very frequently used in the manufacture of diodes. A small piece of a suitable impurity such as indium is placed on an n-type germanium slice and heated to about 500°C. The indium melts and dissolves the surrounding germanium. As the slice is slowly cooled the mixture of indium and germanium recrystallises to give a strongly p-type region. An abrupt junction is formed at the boundary region, without any built-in impurity gradient.

### Epitaxial planar diodes

Epitaxial planar diffused junction diodes are becoming available as integrated circuit techniques develop. However their method of manufacture will be described together with those of integrated circuits in a later article.

### Diode connections

Leads are connected to both sides of the diode to give non-rectifying or ohmic connections so that the diode can conveniently be coupled to an external circuit. The diode is then sealed in a glass or metal case in order to avoid atmospheric contamination occurring.

In the following Part the other types of diode which are available will be described and their individual merits discussed.

TO BE CONTINUED

# practically wireless

commentary by **HENRY**

No. 59  
The  
Peter  
Principle

**I**F you have ever paused to wonder why your ten-transistor portable spends more time going back to the workshop than receiving Radio One; if your brand-new amplifier develops an angry hum; if I-Cs disintegrate in your hand, don't worry—it is probably the Peter Principle at work.

Not so different really from some of the extensions to Henry's Law (inanimate objects subsection), the Peter Principle quests further afield and takes in cybernetics. It is the study of human incompetence.

Dr. Laurence Peter is a Canadian, a university professor, once a prison instructor and a school psychologist. He has collaborated with Raymond Hull, a British writer now living in Canada, to produce a wildly satirical book based on the theory: for every job there is a man somewhere who cannot do it. Sooner or later they will coincide.

In a large organisation, such as the Superset factory where your transistor radio was born, a man who shows promise at his job can expect to be offered promotion. He moves up the ladder each time he proves a success until he reaches the level where his capabilities are blocked by the demands of his new task. And there he sticks.

First of all, he was sorting out the components in the Superset stores. Then, when he had learned the colour codes and

other fundamentals, they shifted him up to the production line. Not content with merely soldering bits into chassis, he went to night school and learned a few formulae, so they moved him to the test department.

Now the test department in the average radio factory (or, at least, those few Henry has worked in) consists of the lance-jacks who carry out spot alignment, with instruments set up for them—"You just twiddle this screw till that needle reaches this line, see?"—then the corporals who do alignment and other adjustment checks, then the final test bods, who have to have ears in the back of their heads, and finally the elite warrant officer class who undertake the trouble-shooting.

There are several lines of progress. With his acquired know-how, he may just be capable of entering the planning or design department; in a mundane capacity, making up breadboard lash-ups as instructed.

In time, his breadboard efficiency is noticed and he is given a few minor modifications to do. Being wise in factory ways by now, he keeps his eyes open, follows the trend and doesn't quite make a hash of it. But we all know how late his mods are, don't we? The set we bought is very different from the model Superset market now. It is a corollary to Henry's Fourth Law that our receiver will be the Mark One with the knobs that split, the volume control that rasps, the on/off switch that flips but does not flop, the noisy transistors, the printed circuit without that link that bridges the draughtsman's error...

Nobody notices our friend is beginning to flag. He marries the Sales Manager's daughter and becomes a fully-fledged designer. He is the chap that was responsible for the amplifier whose output valves cooked a hole in the



... whose output valves cooked a hole in the cabinet

cabinet. But that was so long after production, and the design was remarkably cheap to make, so he was once more a success and now leads a subsection team.

There he sticks—and why? Because he has reached the limit of his capability. New techniques have overtaken him, his mental gate is closed to F.E.T.s, he can't even pronounce quasi-complementary and to him Darlington is just a place where the trains start from.

But the reason he eventually gets the sack—in accordance with the Peter Principle—is not his incompetence. Just the opposite, in fact. In a desperate attempt to redeem his good name he designs a tuner about which the reviewers rave. It has all the station-seeking attributes one could wish for and Superset spend a mint on advertising it before the prototype is completely unwrapped.

Our friend has made his name. He glows with pride as the first ten roll off the line—then sinks into oblivion, for the gold-plated I-C on which he based his i.f. strip can only be made in mid-transvaria and the Customs and Excise won't release any more from bond. So the Superset tuner is modified out of all recognition, becomes uneconomic and, like its designer, is dropped.

Henry's Third Law tells us that you and I, Joe, will always get the modified type!




... ears in the back of their heads



# LIND-AIROPTRONICS LTD

See our vast range of Electronic Components and Accessories at our enlarged Component Centre 25 Tottenham Court Road

## MAINS KEYNECTOR SAVES TIME—SAFELY!



One mains "Keynector" instantly and safely connects electrical appliances to mains supply without the use of a plug. A number of appliances may be used simultaneously up to the full 13 amp rating of this device. A red light glows when "live". The "Keynector" is fused and has its own robust switch which is interlocked to prevent connections when "live". *Indestructible to handymen, servicemen, demonstrators etc.*

## 39/6 P. & P. 3/-

### VHF AIRCRAFT BAND CONVERTOR

When placed within lin. of a MW band radio full coverage of VHF Aircraft Band 108-135 Mc/s. can be obtained. All transistor, 9v battery operation. Fully tunable 18pin. x7 section telescopic aerial. Size 4 x 3 1/2 x 1 1/2 in. 79/6. P. & P. 3/6.



### MODEL MAKER'S MOTOR No. 156RN. Voltage 11-5v. Current 400mA. Torque.

12g. cm. Body size 1 1/2 long x 1/2 dia. Shaft 1/16 long x 1/16 dia. Ideal for small models and toys. 5/6 each. P. & P. 1/3. 3 for 15/- P. & P. 2/6.



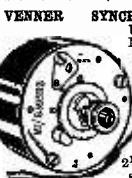
### DE-LUXE STEREO HEADPHONES

With soft rubber earpieces. Impedance 8-15 ohms. Frequency response 63-13,000cps. With lead and stereo plug. Only 59/6. P. & P. 3/6.



### NEW STEREO/MONO HEADPHONES

SDH-7. Soft rubber earpieces with slide switch for mono/stereo listening and ind. vol. controls. Impedance 8-15 ohm. Freq. response 25-15,000 cps. With lead and stereo plug. 86.6.0. P. & P. 3/6.



### VENNER SYNCHRONOUS MOTOR

UNIT. Brand New. Mains voltage (200/250v) 1 rev. per hour. Precision movement (enclosed in case), self starting, silent running. Shaft complete with knurled clamping nut. Overall dimensions: 2 1/2 in. dia. x 2 1/2 in. deep (including shaft). Shaft dia. 3/16 in. 27/6. P. & P. 3/6.

## HI-TONE RECORDING TAPE

Item	Material	Length	Price	P & P
J1001	8" Long Play PVC	225ft.	5/8	P. & P. 1/2
J1002	8" Triple Play Poly	600ft.	10/6	P. & P. 1/3
J1003	8" Long Play PVC	900ft.	10/-	P. & P. 1/3
J1004	8" Double Play Poly	1200ft.	15/-	P. & P. 1/3
J1005	5 1/2" Long Play PVC	1200ft.	12/6	P. & P. 9/2
J1006	5 1/2" Double Play Poly	1800ft.	22/6	P. & P. 2/2
J1007	7" Standard Play PVC	1200ft.	12/6	P. & P. 2/2
J1008	7" Long Play PVC	1800ft.	17/6	P. & P. 2/6
J1009	7" Double Play Poly	2400ft.	25/-	P. & P. 2/6
J1010	7" Triple Play Poly	3600ft.	50/-	P. & P. 2/6



Visit our Brand New Hi-Fi Demonstration Room. Tape, Record Bar and Scientific Show of Microscopes, Binoculars, Telescopes and Watches at 18 Tottenham Court Road

## TRANSFORMERS

### AUTO WOUND TRANSFORMERS

All Winding Voltage Ratings and Tappings 0-115-200-320-240v except MT113-0-115-210-240v.

Model	Power	Size	Wgt	Price	P & P
MT113	20W	Size 2 1/2 x 1 1/4 x 1 1/2 in.	11oz	12/6	P & P 2/6
MT64	75W	Size 2 1/2 x 2 1/2 x 2 1/2 in.	1 lb 14oz	Price 21/9	P & P 4/6
MT4	150W	Size 3 1/2 x 3 1/2 x 3 in.	Wgt 3 lb	Price 33/-	P & P 6/-
MT65	200W	Size 3 1/2 x 4 1/2 x 4 in.	Wgt 4 lb	Price 39/6	P & P 6/-
MT66	300W	Size 4 x 4 x 4 in.	Wgt 6 lb 7oz	Price 50/4	P & P 9/-
MT110	400W	Size 4 1/2 x 4 1/2 x 4 in.	Wgt 11 lb	Price 85/-	P & P 10/-
MT77	500W	Size 5 1/2 x 4 x 4 1/2 in.	Wgt 13 lb 8oz	Price 89/-	P & P 10/6
MT68	750W	Size 4 1/2 x 6 1/2 x 5 in.	Wgt 13 lb 4oz	Price 95/7	P & P 10/6
MT64	1000W	Size 4 1/2 x 6 1/2 x 5 in.	Wgt 16 lb	Price 142/2	P & P 10/6
MT63	1500W	Size 5 1/2 x 8 x 6 1/2 in.	Wgt 25 lb 9oz	Price 170/6	Carr. ex.
MT64	1750W	Size 5 1/2 x 8 x 6 1/2 in.	Wgt 31 lb	Price 195/-	Carr. ex.
MT95	3000W	Size 7 1/2 x 8 1/2 x 8 in.	Wgt 40 lb	Price 211/2	Carr. ex.
MT73	3000W	Size 6 1/2 x 7 1/2 x 8 1/2 in.	Wgt 45 lb 8oz	Price 300/-	Carr. ex.

### LOW VOLTAGE 12 VOLT RANGE

Model	Primary	Secondary	Wgt	Price	P & P
MT111	0-5 Amp	Size 3 x 2 1/2 x 2 1/2 in.	12oz	15/8	P & P 2/6
MT71	2 Amp	Size 2 1/2 x 2 1/2 x 2 1/2 in.	Wgt 1 lb	Price 19/-	P & P 3/9
MT69	4 Amp	Size 3 1/2 x 2 1/2 x 2 1/2 in.	Wgt 2 lb 4oz	Price 25/-	P & P 6/9
MT70	6 Amp	Size 4 x 3 x 3 1/2 in.	Wgt 3 lb 12oz	Price 39/-	P & P 6/9
MT72	10 Amp	Size 3 1/2 x 4 x 4 in.	Wgt 6 lb 3oz	Price 51/-	P & P 9/9
MT105	20 Amp	Size 4 1/2 x 4 1/2 x 4 in.	Wgt 11 lb 13oz	Price 95/-	P & P 9/9
MT187	30 Amp	Size 5 1/2 x 4 1/2 x 4 1/2 in.	Wgt 16 lb 12oz	Price 180/-	P & P 15/6

### LOW VOLTAGE 24 VOLT RANGE

Model	Primary	Secondary	Wgt	Price	P & P
MT68	1 Amp	Size 2 1/2 x 2 1/2 x 2 1/2 in.	1 lb 7oz	Price 23/9	P & P 4/6
MT114	3 Amp	Size 2 1/2 x 3 x 3 in.	Wgt 3 lb 6oz	Price 35/-	P & P 6/-
MT72	5 Amp	Size 4 x 3 x 3 1/2 in.	Wgt 5 lb 13oz	Price 53/10	P & P 6/-
MT17	8 Amp	Size 4 1/2 x 3 1/2 x 3 1/2 in.	Wgt 7 lb 8oz	Price 75/7	P & P 9/-
MT116	10 Amp	Size 4 1/2 x 4 x 4 in.	Wgt 11 lb 13oz	Price 95/-	P & P 11/-

### LOW VOLTAGE 30 VOLT RANGE

Model	Primary	Secondary	Wgt	Price	P & P
MT112	0-5 Amp	Size 3 1/2 x 2 1/2 x 2 1/2 in.	1 lb 4oz	Price 17/4	P & P 3/9
MT79	1 Amp	Size 2 1/2 x 2 1/2 x 2 1/2 in.	Wgt 2 lb	Price 23/-	P & P 6/-
MT20	3 Amp	Size 4 x 3 1/2 x 3 1/2 in.	Wgt 4 lb 6oz	Price 46/2	P & P 6/-
MT61	5 Amp	Size 4 1/2 x 3 1/2 x 4 in.	Wgt 6 lb 8oz	Price 60/9	P & P 9/-
MT88	8 Amp	Size 5 1/2 x 3 1/2 x 4 in.	Wgt 9 lb 6oz	Price 88/4	P & P 11/-
MT89	10 Amp	Size 6 1/2 x 4 x 4 in.	Wgt 12 lb 2oz	Price 103/6	P & P 11/-

### LOW VOLTAGE 50 VOLT RANGE

Model	Primary	Secondary	Wgt	Price	P & P
MT102	0-5 Amp	Size 2 1/2 x 2 1/2 x 2 1/2 in.	1 lb 11oz	Price 21/3	P & P 6/9
MT104	2 Amp	Size 4 x 3 1/2 x 3 1/2 in.	Wgt 5 lb	Price 45/8	P & P 6/-
MT105	4 Amp	Size 4 1/2 x 4 x 4 in.	Wgt 9 lb 4oz	Price 77/-	P & P 9/9
MT118	8 Amp	Size 5 1/2 x 4 1/2 x 4 in.	Wgt 18 lb 9oz	Price 132/-	P & P 13/6
MT119	10 Amp	Size 6 1/2 x 4 1/2 x 4 in.	Wgt 19 lb 12oz	Price 135/-	P & P 15/6

### LOW VOLTAGE 60 VOLT RANGE

Model	Primary	Secondary	Wgt	Price	P & P
MT124	0-5 Amp	Size 3 1/2 x 2 1/2 x 2 1/2 in.	Wgt 2 lb 4oz	Price 24/-	P & P 6/9
MT127	2 Amp	Size 4 x 3 1/2 x 3 1/2 in.	Wgt 5 lb 6oz	Price 52/10	P & P 6/-
MT123	4 Amp	Size 4 1/2 x 3 1/2 x 4 in.	Wgt 10 lb 6oz	Price 99/-	P & P 11/-
MT129	10 Amp	Size 6 1/2 x 5 x 4 in.	Wgt 23 lb 2oz	Price 152/-	Carr. ex.

### MAINS H.T. RANGE

Model	Primary	Secondary	Wgt	Price	P & P
MT1AT	250-0-250V	80MA 6-3v 3-5A 5/6-3v 1A 3 1/2 x 3 x 3 in.	38/-	6/-	
MT6AT	250-0-250V	100MA 6-3v 3-5A 5/6-3v 1A 4 x 3 x 3 in.	38/8	6/-	
MT110	250-0-250V	120MA 6-3v 3-5A 5/6-3v 1A 4 x 4 x 3 in.	44/9	6/-	
MT11AT	300-0-300V	100MA 6-3v 3-5A 5/6-3v 1A 4 x 3 1/2 x 3 in.	37/9	6/-	
MT12AT	300-0-300V	120MA 6-3v 4A 5/6-3v 1A 4 x 3 1/2 x 3 in.	46/2	9/-	
MT32AT	300-0-300V	150MA 6-3v 4A 5/6-3v 1A 4 x 4 x 3 in.	59/4	9/-	
MT22AT	350-0-350V	80MA 6-3v 3-5A 5/6-3v 1A 4 x 3 1/2 x 3 in.	33/6	6/-	
MT7	350-0-350V	100MA 6-3v 3-5A 5/6-3v 1A 4 x 3 1/2 x 3 in.	42/4	6/-	
MT8	350-0-350V	120MA 6-3v 3-5A 5/6-3v 1A 4 x 3 1/2 x 3 in.	50/-	6/-	

### BATTERY CHARGER TYPES

Model	Primary	Secondary	Wgt	Price	P & P
MT77	1 Amp	Size 2 1/2 x 2 1/2 x 2 1/2 in.	Wgt 1 lb 6oz	Price 15/-	P & P 4/6
MT45	1-5 Amp	Size 2 1/2 x 2 1/2 x 2 1/2 in.	Wgt 1 lb 9oz	Price 21/9	P & P 4/6
MT46	2 Amp	Size 3 1/2 x 2 1/2 x 2 1/2 in.	Wgt 2 lb 4oz	Price 25/4	P & P 6/-
MT47	3 Amp	Size 4 x 3 x 3 in.	Wgt 3 lb 8oz	Price 28/4	P & P 6/-
MT5	4 Amp	Size 4 x 3 1/2 x 3 in.	Wgt 3 lb 11oz	Price 38/-	P & P 6/-
MT6	5 Amp	Size 4 x 3 1/2 x 3 in.	Wgt 5 lb 4oz	Price 48/-	P & P 6/-
MT66	6 Amp	Size 4 x 3 1/2 x 3 in.	Wgt 5 lb 12oz	Price 45/-	P & P 6/-
MT48	7 Amp	Size 4 x 4 x 3 in.	Wgt 6 lb	Price 56/7	P & P 9/-
MT146	8 Amp	Size 3 1/2 x 4 x 4 in.	Wgt 6 lb 4oz	Price 75/-	P & P 9/-
MT49	9 Amp	Size 4 1/2 x 3 1/2 x 4 in.	Wgt 7 lb 8oz	Price 89/-	P & P 9/-
MT147	10 Amp	Size 4 1/2 x 3 1/2 x 4 in.	Wgt 9 lb 3oz	Price 105/-	P & P 9/-
MT50	12-5 Amp	Size 5 1/2 x 4 1/2 x 4 in.	Wgt 11 lb 14oz	Price 135/-	P & P 11/-

Amperages are D.C. with nominal selenium bridge rectifiers


MAINS ISOLATING RANGE ALSO AVAILABLE

### TTC.G1001 MULTITESTER in leather case.

20,000 opr. AC volts 10, 50, 250, 1,000v. DC volts 5-25, 125, 500, 2500V. D.C. Current 0-500µA, 0-250mA Resistance 0-60K, 0-6 Megohm. Decibels -20 to +22dB. Size of meter 4 1/2 x 3 1/2 x 1 in. 85/- P. & P. 3/6.

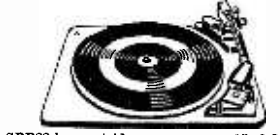
**SHIRA 6SD MULTI-TESTER 20,000 o.p.v.**  
DC voltage: 5-25-50-250-500-2-5K (20,000 ohms per volt). AC Voltage: 10-50-100-500-1000 volts (10,000 ohms per volt). DC Current: 0-50µA, 0-2-5mA, 0-250mA. Resistance: 0-6K, 0-6MΩ (500 ohm and 30K at centre scale.) Capacitance: 10pf. to 0.01 µf. Decibels: -20 to +22dB. Size 4 1/2 x 3 1/2 x 1 in. Complete with case 77/- P. & P. 3/6.

### S-DEC BREAD BOARD



British Made Solderless breadboard panels, for fast reliable component connections. Single DeCs. One S-Dec with Control Panel, Jig and Accessories for solderless connections to controls, etc., with booklet "Projects on S-Dec" giving construction details for a variety of circuits. 29/6. P. & P. 2/6. 4-DeC Kit. Four S-DeCs with two Control Panels, Jigs and Accessories and the booklet "Projects on S-Dec" all contained in a strong attractive plastic case. Ideal for the professional user. 45.17.6. P. & P. 3/6.

### GARRARD DECKS



SRP22 less cartridge	25.9.6
1025 Stereo/Mono with cart.	46.19.6
2025 Stereo/Mono with cart.	47.19.6
3000S Stereo/Mono with cart.	49.19.6
3000D Stereo/Mono with cart.	41.19.6
SP25 less cartridge	21.4.6
SP25 with Decca Deram cart.	21.7.4.6
SL55 less cartridge	21.19.6
SL55 with Decca Deram cart.	21.7.4.6
SL65 less cartridge	21.4.9.6
Covers for above	22.19.6
Bases for above	22.10.0
AP75 less cartridge	21.8.10.0
SL75 less cartridge	22.7.0
SL95 less cartridge	23.8.19.6
Bases for above	24.19.6
SPECIAL OFFER	
SP25 less cart. with base	41.8.2.6
P. & P. Decks 12/6, Cover 4/6, Base 4/6.	

### MINIATURE SOLDERING IRON


British made and designed for use with transistor circuitry but ideal for many other uses. AC 240v. 15 watt. Length 7 1/2 in. 4 in. slide on bit. Price 32/6 P. & P. 2/-.



**LIND-AIROPTRONICS LTD**  
18, 25 & 53 TOTTENHAM COURT ROAD, LONDON W.1.  
Telephone: 01-580 2255-4532/7679  
Shops open 9-6 pm. Monday to Saturday. Thursday until 7 pm

ALL MAIL ORDERS  
To Dept. PW869,  
54a Tottenham  
Court Road,  
London, W1.


## DE LUXE STEREO AMPLIFIER



A.C. mains 200-240 volts. Using heavy duty fully isolated in a transformer with full wave rectification giving adequate smoothing with negligible hum. Valve line up: —2 × EC136 Triode Pentodes, 1 × EZ80 as full wave rectifier. Two Dual potentiometers are provided for bass and treble control giving bass and treble boost and cut. A Dual volume control is used. Balance of the left and right hand channels can be adjusted by means of a separate 'Balance' control fitted at the rear of the chassis. Input sensitivity is approximately 300mV for full peak output of 4 watts per channel (8 watts mono) into 8 ohm speakers. Full negative feedback in a carefully calculated circuit, allows high volume levels to be used with negligible distortion. Supplied complete with knobs. Chassis size 11" w × 4" x. Overall height including valves 5". Ready built and tested to a high standard. PRICE 8 gns. P. & P. 8/-.

## TRANSISTOR STEREO 8 + 8 MK II

Now using Silicon Transistors in first five stages on each channel resulting in even lower noise level with improved sensitivity. A really first-class Hi-Fi Stereo Amplifier Kit. Uses 14 transistors giving 8 watts push pull output per channel (16W mono). Integrated pre-amp. with Bass, Treble and Volume controls. Suitable for use with Ceramic or Crystal cartridges. Output stage for any speakers from 15 ohms. Compact design, all parts supplied including drilled metal work. Cir-Kit board, attractive front panel, knobs, wire, solder, nuts, bolts—no extras to buy. Simple step by step instructions enable any constructor to build an amplifier to be proud of. Brief specification: Prof. response ±8dB. 20-20,000 c/s. Bass boost approx. to +12dB. Treble cut approx. to -16dB. Negative feedback 18dB over main amp. Power requirements 25V at 6 amp. PRICES: AMPLIFIER KIT £10.10.0; POWER PACK KIT £3.0.0; CABINET £3.0.0. All Post Free. Circuit diagram, construction details and parts list (free with kit) 1/6. (S.A.E.).



**SPECIAL PURCHASE!**  
E.M.I. 4-SPEED PLAYER  
Heavy 8 1/2 in. metal turntable.  
Low flutter performance 200/250 v. shaded motor (90 v. tap). Complete with latest type lightweight pick-up arm and mono cartridge with t/o stylus for LP/78. ONLY 65/-, P. & P. 6/6.

**4-SPEED RECORD PLAYER BARGAINS**  
Mains models. All brand new in maker's packing. B.S.R. UAGS with latest mono compatible cart. £6.18.6  
All Plus Carriage and Packing 6/6  
LATEST GARRARD MODELS  
All types available 1025, 9255, SP25, 3000, AT60 etc. Send S.A.E. for latest Prices!

**PLINTH UNITS**  
Cut out for Garrard Models, 1025, 2025, 2000, 3000, AT60, SP25. With rigid perspex cover. OUR PRICE 5 gns. complete. P. & P. 8/6.

**LATEST RONETTE T/O STEREO/COMPATIBLE CARTRIDGE for EP/LP/78/45/33/16. P. & P. 2/-**  
**LATEST RONETTE T/O MONO COMPATIBLE CARTRIDGE** for playing EP/LP/78 mono or stereo records on mono equipment. Only 30/-, P. & P. 2/-.  
**MONOTONE STARC compatible Stereo Cartridge** with diamond stylus 50/-, P. & P. 2/-.  
**FEW ONLY! ACOS High-G Mono Cartridge** for EP and LP. Only 10/-, P. & P. 2/-.

Open all day Saturday  
Early closing Wed. 1 p.m.  
A few minutes from South Wimbledon  
Tube Station

## HIGH GAIN 4 TRANSISTOR PRINTED CIRCUIT AMPLIFIER KIT

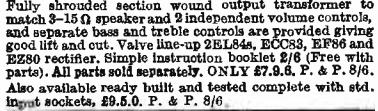
Type TAI  
● Peak output in excess of 1 1/2 watts.  
● All standard British components.  
● Built on printed circuit panel size 6 × 3 in.  
● Generous size Driver and Output Transformers.  
● Output transformers tapped for 8 ohm and 15 ohm speakers. ● Transistors (G2T114 or 81 Mullard AC128D and matched pair of AC128 c/p). ● 9 volt operation.  
● Everything supplied, wire, battery clips, solder, etc.  
● Comprehensive easy to follow instructions and circuit diagram 2/6 (Free with Kit). All parts sold separately.  
SPECIAL PRICE 45/-, P. & P. 3/-.  
Also ready built and tested, 52/6, P. & P. 3/-.



**8-VALVE AUDIO AMPLIFIER H3A4 MK II.**  
Designed for Hi-Fi reproduction of records. A.C. Mains operation. Ready built on plated heavy gauge metal chassis, size 7 1/2" w × 4" d × 4 1/2" h. Incorporates ECC83, EL84, EZ80 valves. Heavy duty, double wound mains transformer and output transformer matched for 8 ohm speaker. Separate volume control and now with improved wide range tone controls giving bass and treble lift and cut. Negative feedback line. Output 4 1/2 watts. Front panel can be detached and leads extended for remote mounting of controls. Complete with knobs, valves, etc., wired and tested for only £4.15.0. P. & P. 6/-.

## 10/14 WATT HI-FI AMPLIFIER KIT

A stylishly finished monaural amplifier with an output of 14 watts from 2 EL84s in push-pull. Super reproduction of both music and speech, with negligible hum. Separate inputs for mike and gram allow records and announcements to follow each other. Fully shrouded section wound output transformer to match 8-15 ohm speaker and 2 independent volume controls, and separate bass and treble controls are provided giving good lift and cut. Valve line-up 2EL84s, ECC83, EF86 and EZ80 rectifier. Simple instruction booklet 2/6 (Free with parts). All parts sold separately. ONLY £7.9.6. P. & P. 8/6. Also available ready built and tested complete with std. input sockets, £9.5.0. P. & P. 8/6.



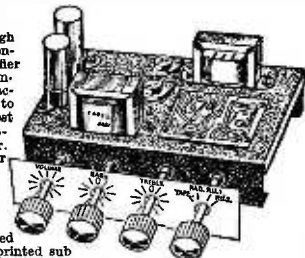
**BRAND NEW 3 OHM LOUDSPEAKERS**  
5in. 14/-; 6 1/2in. 18/6; 8in. 27/-; 7 × 4in. 18/6; 10 × 6in. 27/6  
E.M.I. 8 × 5in. with high flux magnet 21/-, E.M.I. 1 1/2 × 8in. with high flux ceramic magnet 42/- (15 ohm 46/-).  
E.M.I. 13 × 5in. with two built-in tweeters and crossover network, 3 or 15 ohms 4 gns. P. & P. 5in. 2/-, 6 1/2 × 8in. 2/6 10 & 12in. 3/6 per speaker.

**BRAND NEW 12in. 15w. H/D Speakers, 3 or 15 ohms.** Current production by well-known British maker. Now with Hi-Fi ceramic ferrobar magnet assembly £6.10.0. P. & P. 5/-  
Guitar models: 25w. £6.0.0. 35w. £8.0.0.  
E.M.I. 3 1/2in. HEAVY DUTY TWEETERS. Powerful ceramic magnet. Available in 3 or 8 ohms 15/- each; 15 ohms 18/6 each. P. & P. 2/6.

**VYNAIR AND BEXINE SPEAKER AND CABINET**  
E.M.I. 42in. 64in. Usually 35/- yard. OUR PRICE 13/6 per yard length. P. & P. 2/6 (min. one yd.). S.A.E. for samples.

## NEW! HSL.700 MONO TRANSISTOR AMPLIFIER

A really high fidelity monaural amplifier with performance characteristics to suit the most discriminating listener. 6 transistor circuit with integrated pre-amplifier assembled on special printed sub panel. AD161-AD162 operating in symmetrical complementary pair. Output transformer coupled to 8 ohm and 15 ohm speaker sockets. Standard phono input sockets. Full wave bridge rectifier power supply for AC mains 200-240v. Controls: Bass, Treble, Volume/gain. Function selector for P.U1, P.U2, Tape, Radio. The HSL.700 is strongly constructed on rigid steel chassis bronze hammer enamel finish, size 9 1/2 × 5 1/2 × 4 1/2 in. Performance figures:  
Sensitivity: P.U1-60mV/v. 56K input impedance.  
P.U2-110mV/v. 1 meg input impedance.  
Tape—110mV/v. 1 meg input impedance.  
Radio—110mV/v. 1 meg input impedance.



Output power measured at 1K—6.2 watts RMS into 3 ohms, 5.8 watts RMS into 15 ohms. Overall frequency response 30 c/s-18 Kc/s; Continuously variable tone controls: Bass +8 db to -12 db at 100 c/s. Treble, +10 db to -10 db at 10 Kc/s.  
The HSL.700 has been designed for true high fidelity reproduction from Radio Tuner, Gramophone deck and Tape Recorder pre amp but is also capable of being used in conjunction with a guitar by connecting to P.U1 socket and the peak output power will then be in the region of 15 watts. Supplied ready built and tested, complete with knobs, attractive anodised aluminium front escutcheon panel, long spindles (can be cut to suit your housing requirements) full circuit diagram and operating instructions.

Our Special Price **£7.19.6** P. & P. 7/6.  
**COLLARO MAGNAVOX 363 STEREO TAPE DECK.** 3-speed 4 track, up to 7in. spools. £16.10.0. Carr. 10/-  
**HIGH IMPEDANCE CRYSTAL STICK MIKES.** OUR PRICE 21/-, P. & P. 1/6.  
**GARBON MIKE INSERTS.** Brand new 2 1/2in. dia. 5/-, P. & P. 1/6.

**QUALITY RECORD PLAYER AMPLIFIER MKII**  
A top quality record player amplifier employing heavy duty double wound mains transformer, ECC83, EL84, EZ80 valves. Separate Bass, Treble and Volume controls. Complete with output transformer matched for 3 ohm speaker. Size 7" w. × 8" d. × 6" h. Ready built and tested. PRICE 75/-, P. & P. 6/-, ALSO AVAILABLE mounted on board with output transformer and speaker ready to fit into cabinet below. PRICE 97/6, P. & P. 7/6.  
**DELUXE QUALITY PORTABLE R/P CABINET MKII**  
Uncut motor board size 14 1/2 × 12in. Clearance 2in. below. 5 1/2in. above. Will take above amplifier and any B.S.R. or GARRARD auto-changer or Single Player Unit (except AT60 and SP25). Size 18 × 15 × 8in. PRICE 79/6, P. & P. 9/6

**MAINS TRANSFORMER.** Primary 200-240V two separate 1/2 wave secondaries giving approx 16V at Lamp and 20V at 1/2 amp; secs. can be connected in series for 36V at 1/6 amp. Ideal for transistor power supplies. Drop through mounting stack size 2 1/2 × 3 1/2in. 15/-, P. & P. 8/-  
**MAINS TRANSFORMER.** For transistor power supplies. Pri. 200/240v. Sec. 9-0-9 at 500 mA. 11/-, P. & P. 2/6. Pri. 200/240v. Sec. 12-0-12 at 1 amp. 14/6, P. & P. 2/6. Pri. 200/240v. Sec. 10-0-10 at 2 amp. 27/6, P. & P. 3/6.

## HARVERSON SURPLUS CO. LTD.

170 HIGH ST., MERTON, LONDON S.W.19 Tel.: 01-540 3985

SEND STAMPED ADDRESSED ENVELOPE WITH ALL ENQUIRIES

Please write clearly  
PLEASE NOTE: P. & P. CHARGES  
QUOTED APPLY TO U.K. ONLY.  
P. & P. ON OVERSEAS ORDERS  
CHARGED EXTRA.

## RADIO TELEMETER UNIT

These are a low frequency Rx working on 120Kc for use on 230v. mains, they can easily be modified to 200Kc Radio 2, or provide basis for Swt tuned radio or gram amp. Uses valves ECF82x3, 6BE6, 12BH7, 6BA8 as 3 1/2" Spk., 2 low speed motors, Tape Rec head with tape loop, 3 relays, 3 Rot swts, 2 solenoids, 2 mains trans., coils, timers, knobs etc. Complete in neat cabinet size 14 × 7 × 6" modern make in good condition with circ 8 mods for 200Kc. Price £3.5.0, plus 7/6 carr.

A. H. SUPPLIES  
57 Main Road,  
Sheffield 9.

## MOBILE S.W. LISTENERS

The Halson Mobile Antenna for  
AMATEUR RECEIVING and  
TRANSMITTING

The most efficient mobile All-Band Whip on the market. COILS FOR ALL BANDS. Complete with one coil £6.17.6, plus 3/6. Extra coils £3.17.6, plus 3/-.

From leading amateur radio stores or direct from the manufacturers:

HALSON ELECTRICAL SERVICES  
Dover Road, off Ansdell Road,  
Blackpool.

Est. 1943 **JOHNSONS** Tel: 24864

VHF and Short-Wave kits for the Amateur enthusiast and constructor. For 2 and 4 metres, the unique two transistor model SR2/P, 70-150Mc/s, 75/-, p.p. 4s. New super 5V all-wave, all-band kit, also "Mini-Amp" self-contained, cabinet, size a mere 4 1/2 × 3 1/2 × 2 1/2. Write today, enclosing a stamped addressed envelope for interesting free literature, and details, direct to

**JOHNSON'S (RADIO)**  
St. Martin's Gate, Worcester

IT'S all very confusing really. The propagation Confucuses say: "When sun is spotty, l.f. bands grotty." True as this may theoretically be, it becomes rather difficult to explain the W stations on c.w. regularly heard happily squeaking away on 1.8MHz. The PY stations on 3.5MHz, not to mention the African stations, all seem to indicate that theory and practice do go together—but you need quite an imagination at times to believe it.

**John Moore** (Leicester) says that LG5LG is near Magnor in Norway. He also tells that this month he logged a station at every hour of the day and night except 0400hrs GMT. Never mind John, I never have any luck at 0400, probably 'cos I'm fast asleep in bed!

Various scribes have written in with titbits of info. One tells of rumours that OY stations are hoping to be on 1.8MHz soon. Foreign parts to tune for when switching on are Tokelau Island (listen for ZM7) and Manahiki (ZK1).

**Barry Weston** (Poole) informs that Chatham Island is going strong, but this is rather a sore point with me since my Chatham Is. signals were almost certainly emanating from the spotty faced s.w.i. of 12 moons who, I feel sure, is "at it" with a transistor rig about 800 yards from my long wire.

Twenty metres offers an easy way to log half the world in one go. Best times for VK/ZL have been the wee small hours till breakfast time. The JA stations seem to arrive later around lunch time. Twenty's stablemate, 21MHz, is good from breakfast until midnight and peaks very well at times. Ten metres comes and goes, but early mornings to tea time usually produce some good sigs with DX sneaking through and peaking to 5 and 9 plus. Late night listening has produced noises like frying eggs in the cans and has been no good at all.

Nobody listens on 70MHz and 144MHz, or if they do, they keep jolly quiet about it. As soon as you've read this sentence, stand up and shout "Listen on 4 and 2 metres", and then go and do it. Don't forget to let me know what you hear—when I'm sure it's safe, I'll have a listen too. Incidentally, for those who think these are just cross-town bands, the recent SM7/ZL1 2-metre contact would take a bit of explaining.

## MULTIBAND LOGS

Most s.w.l.s listen on more than one band, although usually they have a favourite. Because of space considerations I usually put in one-band reports only and select the best one from the log. But, this month, I'm setting down all the logs for a change (Ooh! Isn't he bold).

**A. Hall** (Kent) lists among his possessions one modified Eddystone 888A plus a.t.u., a 110ft. long wire, and a multiband folded, loaded dipole. On 1.8MHz—GI and GM; 3.5MHz—CT2AT, EP2BQ, GI, GM, GW3XTA, running 6 watts, HB9ABM, HB9ALG, IIAHO, KICTA, MP4TAF, OH, ON, OZ, OY4OV, OY6NRA (club station), PAØ, PY7ASQ, PY7GV, SK, SM, UA3KAA, UP2TB, VO1FG, VO1FX, W2BL, W4BFA, YO5TI, YU2HPE, ZB2BS, 5A1TN: 7MHz—GB2SM, IILAI, MP4TAF, YV4IQ, YU3TGI, W4PHE, WA1FKS, WA3FWJ, WA5ORK. All on s.s.b. except the last four W stations.

**W. Harper** (Staffs) describes 40 metres as "... audible fog". The gear comprises an 840C, Joystick plus Joymatch at 36ft. with a 66ft. feeder. Forty s.s.b.—CT1GD, CT2AK, EA3HF, EP2BQ, HC4ME, HB9UD, HI2HH, K4RUG, MP4TAF, OZ5VT, PY8VA, SK5AA, SL3ZV, UF6CR, UV9KAG, W2EWT, W3IGK, W4QR, W5GTP, W5OVR, WA2GLH, WA3PSJ, WA4VWX; 20 s.s.b.—EA1CRP, F2UX, FP8CS, KP4AST, HV3SJ, KV4DL, KR6AF, KZ5NF, OA4JRT, OZ8QX, PI1GHK, PY8MG, SVØDD, TI4JM/P7, UM8IKZ, VE2DC, VE3CRP, VE6AFJ, VK1RD, VK2BSM, VK2DY, VK3TG, VK4MC, VK5MS, VK7AZ, W7SFA, YV4VA, ZC4UA, ZL4BX, ZL4LD, 4S7AS, 9G1YJ, 9E3USA, 9V1PB.

**Stephen Cole** (Monmouthshire) has a trio JR60. An indoor wire (man that's living) raised these on 28MHz—CX4IX, FG7XT, KV4AD, PZ1DA, VP8KL, VS6AL, YA1AR, ZS1YX, 7Q7WW, 9N1MM, 9X5AA; 7MHz—CO2DC, K2RTH, MP4TAF, PY7EC, W8UM, YV1BI, ZC4HS, 5A2TR, 9H1BA.

## TWENTY METRES

**R. Dinning** (Ayrshire), HA350 Mk2, PR30X and RQ10, 380ft. long, long wire, logged this lot on 14MHz s.s.b.—CT2AK, CT3AW, DU1ZAG, ET3USA, HR1DB, HV3SJ, JA3GZN, KX6FA, HL9UU, LG5LG, PZ1DD, SU1MA, TI2AP, VK2XG, VK3XI, VK6ID, WA4DUC/HS, XE1DE, ZL1KM, ZL1NB, VP2LA, VP9FE, VR6AL, VU2OLK, 3AØCU, 3V8AC, 5N2AAX, 6Y5DB, 8P6AF, 9E3USA, 9K2AM, 9Q5HS, 9Y4LP.

**J. Moore** (Leics.), CR100/2, 60ft. end fed, had two weeks off from school. Homework on 20 s.s.b. gets him ten out of ten for logging—CE3FH, CE6CA, CP1GN, CX6CG, DU1FH, F9UC/FC, HK5BDS, HS3RT, JA4AS, K7BCX, KR6KN, LG5LG, M1B, OA4OS, OY6NRA, PJ2CC, PJ7JC, SVØWN, TA1MGP, TA3RF, TF2WLT, TI2MEF, UA9KDL, UF6CR, VE3EQI, VE5BV, VE6XJ, VE7PV, VK2EK, VK5MO, VP7NH, VQ8CPR, VR6TC, W2FHO/W7, W5HE, WA4PUC/P/HS, WA6BMG, WB6MOS, W7AEK, XE1IX, XW8AX, YS1O, YS2RAR, YV2HQ/P/3, ZL4BX, 4S7PB, 4Z4HF, 5R8AN, 8P6CV, 9Q5IA.

## HAPPENINGS

If you are thinking of having a rest in July, don't bother. It's quite a busy month for the keen types who can stand the pace. July 5th—6th, topband contest; 5th—6th, 2 metre contest; 6th, South Shields mobile rally; 12th—13th, high power field day; 13th, Worcester mobile rally; 20th, 70 cms, contest; 27th, Cornish mobile rally.

Please remember that logs must reach me by the 20th of the month, otherwise they miss out no matter how good they are. Those in alphabetical order are always at the top of the list, while those with no mention of which band or mode etc., are right at the bottom.


Warning well in advance. A letter from G3FSN says listen for GB3WRA from the annual Wycombe Show, all bands 160-4 metres on Saturday, September 6th.

# TAKE 20

JULIAN ANDERSON

## No. 4 AN ELECTRONIC ORGAN

A series of simple transistor projects, each using less than twenty components and costing less than twenty shillings to build. This month's project is described more fully than usual and should prove popular with both our musical and unmusical readers.



The Take 20 prototype of the electronic organ.

PERHAPS we are cheating a bit this month as, although we are still within our 20s. limit we are using more than 20 components. As an excuse I offer that if only a single octave version is required we remain strictly within our category.

In building it I had a problem, apart from unsuccessfully attempting to vamp a guitar and successfully reproducing the drone of Lancaster bombers by depressing one note of a foot-pumped organ, I have never played a musical instrument. On seeking advice I learnt that about 15 notes including sharps and flats were necessary to play the simplest tunes and this our project achieves.

Last month a metronome was described and it was while playing about with this that the idea was born. If, instead of using a  $30\mu\text{F}$  capacitor a  $0.1\mu\text{F}$  was substituted, a high note is reached, varying with the setting of the potentiometer. A version based on this circuit however has disadvantages; stability was hard to achieve and the resistance scale followed no known law, probably due to the leakage etc. of the transistors.

### THE CIRCUIT

A unijunction transistor 2N2646 was used instead with very much better results and one is used in the final circuit. However, the volume from the

The working of the unijunction has been described recently in an article in PRACTICAL WIRELESS (Nov. and Dec. 1968) and there is no point in duplicating this information—all that need be said is that the unijunction has two bases and one emitter, but no collector. The amplifier section is completely standard and needs no explanation.

The actual frequency depends on the value of the resistance selected between the positive rail and the emitter of the unijunction; the combination of the resistance and the  $0.1\mu\text{F}$  capacitor determines the note.

### THE OUTPUT

Either an  $80\Omega$  impedance loudspeaker or a balanced armature earpiece may be used: funnily enough in this circuit the latter was not only louder but produced a more pleasant note (this doesn't apply of course to normal audio). This is probably due to the waveform which takes the shape of a spike when displayed on an oscilloscope.

Although the volume is more than adequate, the battery drain is only about 15mA from a 9V battery. If one wants to use an external amplifier the take-off points are across R16,  $100\Omega$ , but the input impedance of any such amplifier should be fairly

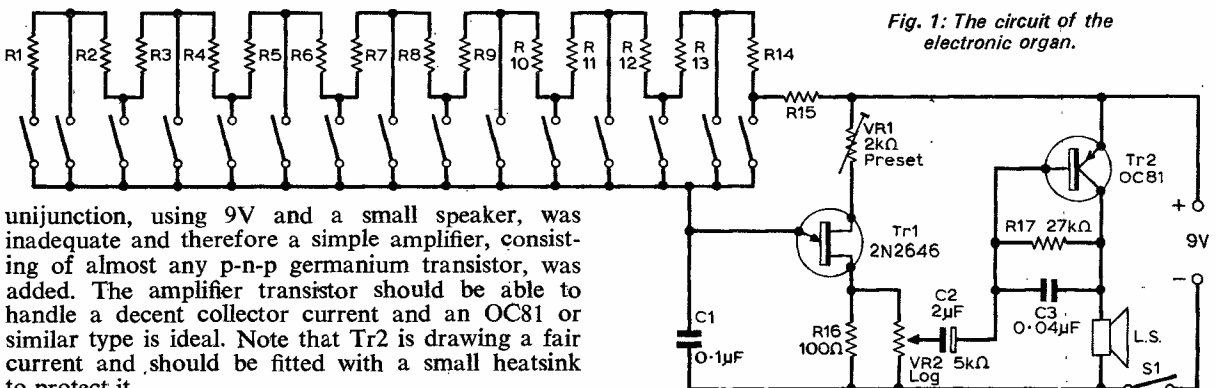


Fig. 1: The circuit of the electronic organ.

unijunction, using 9V and a small speaker, was inadequate and therefore a simple amplifier, consisting of almost any p-n-p germanium transistor, was added. The amplifier transistor should be able to handle a decent collector current and an OC81 or similar type is ideal. Note that Tr2 is drawing a fair current and should be fitted with a small heatsink to protect it.

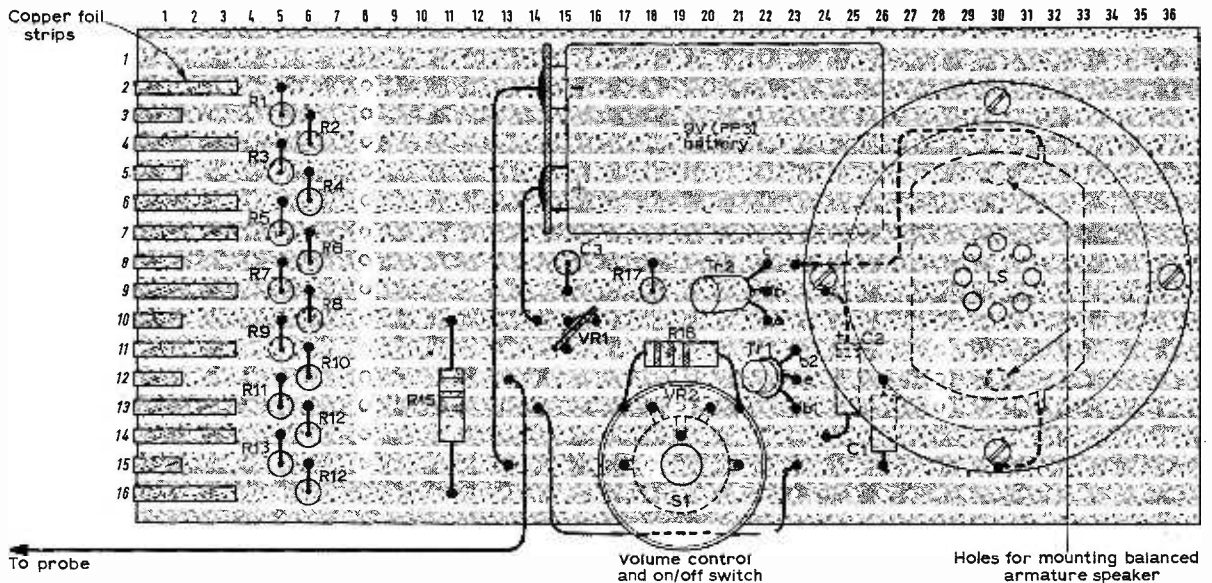


Fig. 2: The layout of the components on the Veroboard. The balanced armature earpiece is held by two short screws.

high otherwise a damping effect takes place on the oscillator.

Difficulty may be experienced in obtaining the correct value resistors as some, such as the 620Ω, 750Ω, 910Ω and 1.1kΩ are not preferred values. One way is to select these values from a batch of 20% tolerance resistors but arrangements have been made with Electrovalue Ltd. of Egham to supply a pack of R1 to R15 to the specification inclusive for 3s. 4d. including postage.

## CONSTRUCTION

All the components are mounted on a piece of Veroboard 5½ x 2½ins, one end of this forming the "keyboard", the other holding the battery, the loudspeaker and the main components. The actual keys are made by using short lengths of Cir-Kit adhesive copper strip bent over the end of the board to bring the "keys" to the top. To differentiate between the ordinary notes and the semitones the latter strips were cut shorter than the others.

The layout is completely uncritical and many constructors may wish to build the unit into a small cabinet. Figure 2 shows the suggested layout.

## PLAYING THE ORGAN

The actual notes are played using a probe (one from an old testmeter was used by the author) to select the correct notes.

VR1 is a 2kΩ trimmer pot. which will tune the instrument to another such as a piano. A volume control is fitted and unfortunately, because of the simplicity of the circuit, this very slightly affects the note, but no problem will be experienced if the volume is set before tuning up. Extra octaves can be added by placing a carefully matched capacitor either in series or in parallel with C1.

The range of the basic keyboard can be extended by adding further resistors to the chain (these will have to be chosen by experiment). The tone of the instrument can be altered by removing or changing

## ★ components list

### Resistors:

R1, R2 1.2kΩ 5%	R12, R13 680Ω 5%
R3, R4 1.1kΩ 5%	R14 620Ω 5%
R5, R6 1kΩ 5%	R15 10kΩ 5%
R7, R8 910Ω 5%	R16 100Ω 10%
R9, R10 820Ω 5%	R17 27kΩ 10%
R11 750Ω 5%	All ⅓ or ¼ watt miniature
VR1 2kΩ lin. preset	VR2 5kΩ log with switch

### Capacitors:

C1 0.1μF 12V	C3 0.04μF (optional)
C2 2μF 12V	


### Miscellaneous:

Tr1 2N2646 or equiv. Tr2 OC81 or equivalent Veroboard, 0.15in. matrix 5½ x 2½in.; Balanced armature earpiece or 80Ω loudspeaker; 9V battery; Cir-Kit strip; test probe; heatsink.

the value of C3, also extra volume will be achieved, but with it removed the notes are harsh and unpleasant—at least to my unmusical ears.

An attractive point that this circuit has because of the use of a unijunction is that the note emitted is virtually independent of battery voltage; the prototype was stable even when the battery was reading only 4.5V.

Next month our project is a transistor tester designed to sort out the good, fair and dud transistors sold in the surplus 10s. packs for leakage and gain in both p-n-p and n-p-n types. In addition it checks its own battery, measures other battery voltages under load, measures resistance between 500Ω and about 50kΩ, acts as an electrolytic capacitor check and checks continuity; in fact it should prove an extremely useful addition to your testgear. For this a moving coil meter with a movement of 3mA or better is needed (details of adapting any meter with a greater sensitivity are given). Meters with a 3mA movement are advertised in this issue for 9s. 6d. and these should be ideal. ■



# A VERSATILE INTERCOM SYSTEM

J. E. BARRETT

## PART 1

**T**HE intercom described in this article has been built up over recent years from a relatively simple arrangement of key switch units, obtained on the surplus market, to a complex system proving invaluable in a large house. The layout of the article allows the reader to start off with any number of units and to enlarge the arrangement with extension units as he wishes. No amplifiers are used in the construction and hence it is a simple job to wire up the units—a soldering iron and patience being all that is required!

The various types of equipment used are:

- (i) Three-key units. Each unit has access to four other extensions, i.e. each of the first two keys can be placed in the up or down position. The third key is for ringing.
- (ii) Seven-key units—as the three-key unit but having twelve locking key positions and one non-locking *ring* key.
- (iii) Fifteen-button units shown in the heading photograph, having access to fourteen units.
- (iv) GPO telephones—types 200, 300, 700 etc.

### Basic system

Any number of the basic units may be connected together (see Fig. 1) depending upon the availability of the switches. Lifting the receiver causes the rest-switch, A, to change over to the receiver contact. A selector key or button is then operated to select the desired station. Pressing the *ring* key now provides a path between the local battery and the buzzer at the distant end via the appropriate loop wire and the common return wire.

When the distant receiver is lifted, switch A changes over to complete the speech circuit. Replacing the receivers causes both switches to revert to normal, and the keys or buttons to cancel. Only the battery at the local end is used for a call, and the person on the extension need not operate any of the keys or buttons to receive an incoming call.

The circuit in Fig. 1 is that for the key units shown in the photograph. For the button units, the *ring* switches (complete depression of the selector button) will need to be paralleled together and coupled between X and Y in Fig. 1.

### Wiring of the key units

After removing the outer casing it can be seen that the unit consists of:

- (i) The main frame carrying a G block with some 12-20 terminals and two buzzers.
- (ii) A front panel carrying the key switches.
- (iii) An intermediate portion containing a miscellany of transformers, condensers etc.

The simplicity of the circuit makes the capacitors and transformer unnecessary and these are best removed, also remove the multicore cable and receiver. Next, trace the wires from the key switch contacts to the G block and disconnect all others. It is best to adopt a logical approach to the rewiring of the G block so that faults may be remedied easily at a later date if necessary. The receiver will have four wires connected to it. Strap the Blue and Green on the G block and connect the Red and White to

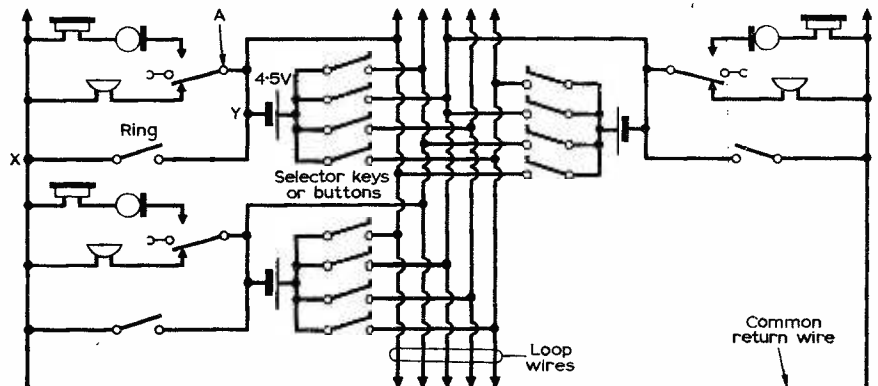


Fig. 1: Circuit of basic system showing three units.

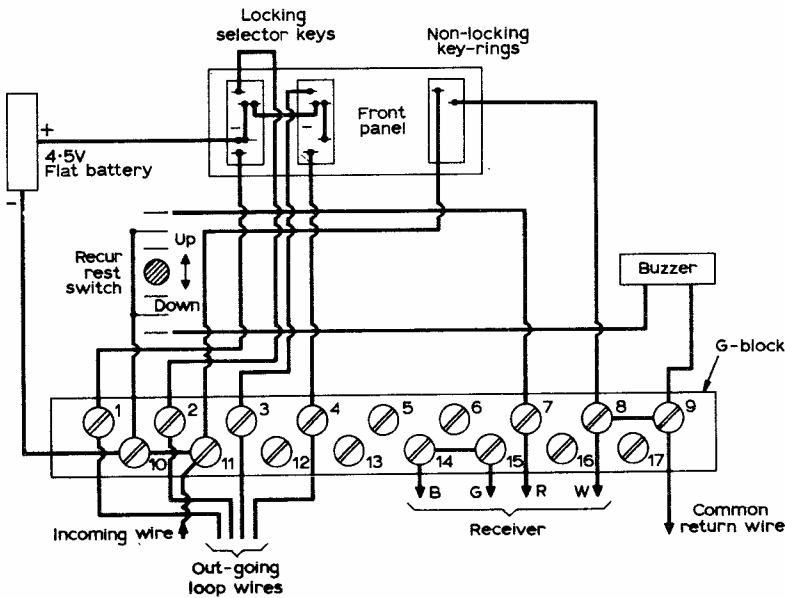


Fig. 2: Wiring diagram for key units.

the unit. The sidetone produced by coupling the transmitter and receiver in series is not too distracting.

The receiver rest switch consists of three leaves each side of a rubber roller which causes the three leaves to short together—the upper set when the receiver is lifted and the lower set when the receiver is “on”. In order to make a single-pole change-over switch from this arrangement it will be necessary to common one leaf from each of the sets (see Fig. 2).

### Button units

Several types of these units are available but all the later ones incorporate basically the same type of switching facility. Some may have junction boxes containing up to three relays which are not required. The author has found that the variation between these units involves the “receiver rest” switch. In the simpler kind the switch consists of one or two change-over contacts which are actuated when the receiver is lifted. Later versions have a spring set containing two change-over contacts. These change over when the receiver is lifted for an incoming call but revert to normal when a “station select” key is depressed. The wiring diagram in Fig. 1 must therefore be modified to allow for this.

When a caller wishes to contact a button unit of this type 4.5V is applied across the outgoing loop wire and the common return wire. Switch A changes over when the receiver is lifted and conversation may proceed. Should an outgoing call be made from a button unit of this type, the receiver is lifted which results in the switch A changing over and a “station select” key is operated. This switch will cause the switch A to revert to normal by a mechanical arrangement so that ringing and speaking can proceed in the usual way.

None of the button units the author has come across has a spring return “ring button” as such and rather than modify one of the existing buttons it is considered preferable to install a separate “press to

make/release to break” button in any convenient position. In the units used one of the pilot indicator lamps was removed to facilitate insertion of such a switch.

The ring button is wired to the small G-block within the telephone instrument itself. Whilst in some cases there may be room within the instrument to house a battery, some of the later models do not permit this and the battery must be located in the junction box.

There are nominally four types of extension which the author has incorporated in his system although the variation within these types makes the list almost endless.

### Incoming calls only

This extension utilises any of the ordinary GPO type phones with or without a dial. The circuit is arranged so that a call incoming,

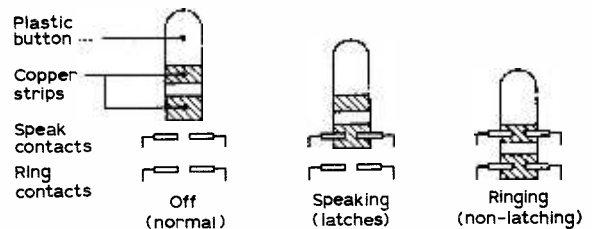


Fig. 3: Typical arrangement of button selectors.

say, to a large room may be answered at the main unit or at the extension on the other side of the room (but not both), it is not possible to make an outgoing call from the extension. The circuit is shown in Fig. 4.

The “works” of the telephone used will vary but are best removed as only the receiver rest switch is required.

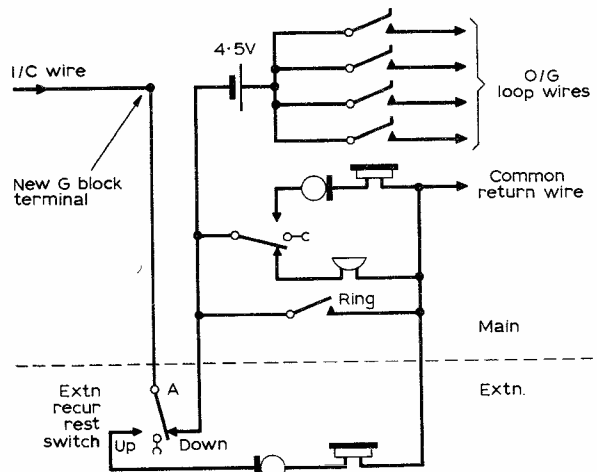


Fig. 4: Circuit for incoming calls only type extension.

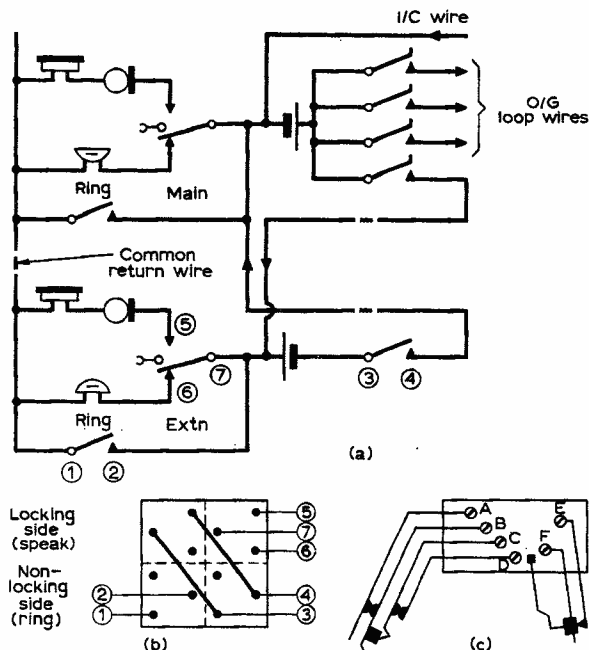


Fig. 5: Wiring for a "parented" extension.

### Parented extension

This extension which can be "parented", meaning directly connected to and dependent upon, on to any of the standard units enables the extension to call that unit by using a dial telephone or an auxiliary key switch mounted near the telephone. The circuit for this is shown in Fig. 5.

If a dial phone is used, the method of operation is to lift the receiver and dial 0. Ten rapid pulses of 4.5V will be sent over the line to operate the buzzer at the parent main unit. When wiring up the dial, strap F and D and connect E and C to contacts 1 and 2 in the diagram. The receiver rest switch will be connected so that the bell is in circuit when the receiver is "on". Any number of these extensions may be parented on to one main unit.

**TO BE CONTINUED**

### THE TRANSET

*continued from page 245*

current (best volume) but signals should be kept down so that continuous current is not over 25mA or so.

If no generator is available, tune in a signal on any band, even if this requires an external aerial. Then adjust the five i.f.t. cores for best volume.

Should no signals be obtained, it is not wise to make large adjustments to the i.f.t. cores at random, as the fault may be elsewhere. It is possible for wrong alignment alone to prevent signals passing through the i.f. amplifier. Should there be no fault except unnecessary disturbance of the cores, the best solution is to inject 465kHz at 5 of i.f.t.2, and adjust i.f.t.3. Then inject at 2 of i.f.t.2, and adjust the secondary of i.f.t.2. Follow by injecting at 5 of i.f.t.1, and adjust both cores of i.f.t.2. Then inject at Tr1 base and adjust i.f.t.1.

When all the i.f.t. cores are peaked, using a reduced signal input or weak signal, they are left untouched during subsequent trimming.

### SW range

Unscrew the trimmer across VC1, and set TC2 about half-closed. With VC1/2 nearly fully open, adjust T4 until the trimmer VC3 can be peaked for best results, and is well open when this is done.

Tune towards the l.f. end of this band, meanwhile adjusting the core of L1 for best results, and to minimise the need for any readjustment of VC3. Actual band coverage depends also on the cores of L1 and L2, which should be locked with 6BA nuts.

If T2 is adjusted for m.w. trimming, T4 may need resetting. This is unavoidable with T2 incorporated in VC1/2, but would not arise if T2 is separate and connected for L5 only.

### MW range

Adjust the core of L5 for suitable frequency coverage, and slide L3 on the rod for best volume at the l.f. end of the band. At the h.f. end, VC3 should peak up for best volume near the fully open position. If VC3 needs to be completely open, screw TC2 down slightly. Check the position of L3 on the rod, so that much adjustment of VC3 is not required when tuning over the band.

### LW range

Adjust TC3 for a suitable tuning point for 200kHz, or near the l.f. end of the band. Move L4 on the rod, for best volume, and least need to readjust VC3 when tuning over the band.

It should be found that normal m.w. and l.w. tuning can be obtained with no need to adjust VC3, but that it is almost impossible to find alignment which does not result in some improvement, at some frequencies, by means of VC3. This is quite usual.

On the extreme h.f. end of the s.w. band, adjustments to VC3 tend to become sharp, and to pull tuning slightly. This cannot be avoided here, and is not important.

The trimmer TC1 can be set to about one-third of maximum capacitance, for the telescopic aerial. For a long aerial, such as an outdoor wire, it should be reduced. The telescopic aerial is normally sufficient. Alignment should allow VC3 to be peaked up for best volume with the aerial extended, or closed, on m.w. and l.w.

### Cabinet

This is about 7in × 8in. inside dimensions, and 3½in. deep. It was made from ½in. plywood, glued at all joints. It is glass-papered, well dusted, then covered with self-adhesive material of any preferred colour.

The telescopic rod bracket is fixed with two bolts through the side of the case. T1 is soldered to a short, stiff lead from VC1, and the second tag of T1 has a lead which is taken to one bolt holding the aerial. The receiver is used with a PP9 or similar 9 volt supply.



# P.W. GUIDE TO COMPONENTS

## PART 8

M. K. TITMAN, B.Sc. (Eng)

Most meters are retailed for specific requirements and consequently have series resistors or shunts incorporated to give the required voltage or current range required, with the scale suitably engraved. The accuracy of most meters is between  $\pm 1\%$  and  $\pm 2\%$  of full-scale deflection. It must be remembered that this figure does not account for reading errors which may be between  $\pm 1\%$  and  $\pm 5\%$  depending on the type of scale and engraving. Generally a meter is only as accurate as the smallest division on the scale. Another point worth noting is that accuracy is based on full-scale deflection (f.s.d.) and thus a reading at 1/10 of full scale has a percentage accuracy of  $\pm 10\%$ , i.e. measuring with a 10A 1% f.s.d. meter, a 1A reading can be within the actual limits of 0.9 to 1.1A and this excludes further errors due to reading inaccuracies.

Meters are available at a wide variety of prices which rise with quality and also figure of merit. Thus 1–10mA (1000–100 $\Omega$ /V) meters can be obtained at from 10s. to £3 depending on mirror scale and size whilst 20–100 $\mu$ A (50,000–10,000 $\Omega$ /V) meters cost from £1 to £10. Precision series resistors are available from 1s. to 10s. depending on value and tolerance whilst meter shunts are available from 5s. to £1.

### Loudspeakers

Loudspeakers are devices which convert electrical energy into acoustical energy by utilising electromagnetic forces to provide physical movements. A very considerable amount of work has been carried out into the improvement of loudspeakers with the result that there are many different varieties and configurations. Since the permanent magnet, moving-coil or electrodynamic loudspeaker is by far the most widely used, only this type will be considered here.

The basic features of a moving-coil loudspeaker are

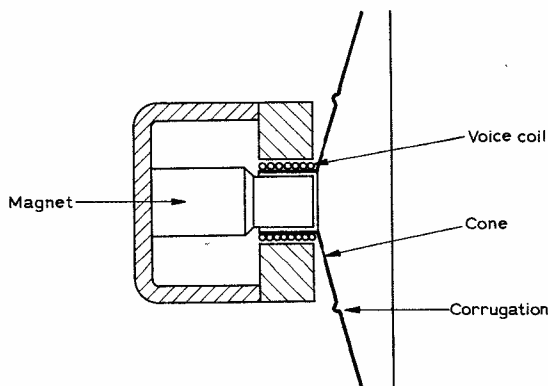


Fig. 1: Basic features of a moving-coil loudspeaker.

illustrated in Fig. 1 and the circuit symbol shown in Fig. 2(a). The electrical audio output is fed to a voice coil suspended by means of a cone in a magnetic field generated by the permanent magnet. The electro-magnetic field interacts with the permanent magnetic field to produce a movement of the coil and cone.

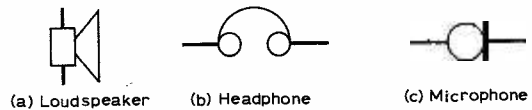


Fig. 2: Circuit symbols for acoustic transducers.

Ideally the acoustical power output should be identical to the electrical signal fed to the voice coil but unfortunately this cannot occur except over a very limited frequency range. The deficiency is due to the mechanical construction of the speaker as a whole. If the cone is large then the mass and inertia of the cone damp out the higher frequencies whilst a small cone results in a loss of low frequency tones due to the compliance (inverse of stiffness). The coil mounting and cone stiffness characteristics lead to a bass resonant frequency which varies from 20–30Hz for large cone speakers to 200–300Hz for smaller stiffer cones. Below this frequency damping forces reduce the acoustical output.

Large cone speakers however suffer at high frequencies due to the mass of the cone and phasing of the sound waves which can be more than 180 deg. out of phase between the coil and periphery of the cone. For this reason corrugations are introduced to reduce the effective cone area at high frequencies. Alternatively changes in cone thickness can be used to increase efficiency at high frequencies. In all cases the transient response is increased by increasing the permanent magnetic field in order to damp out oscillatory tendencies.

Essentially therefore loudspeaker design is a compromise between large size and cone stiffness (compliance) together with voice coil mountings and permanent magnetic strength. To give wide frequency coverage the most popular means is to use two speakers in parallel, together with a crossover network, or a double cone speaker. The double cone speaker has a small cone attached directly to the voice coil whilst the large cone is flexibly coupled. At low frequencies the large cone gives the required output, whilst at high frequencies the flexible coupling ceases to operate and the small cone alone produces the acoustical output.

For efficient operation loudspeakers must be operated on baffles which eliminate the out-of-phase sound component from the rear of the speaker. Loudspeaker enclosures are many and varied since over-all efficiency, particularly the bass response, can be increased by

suitably mixing low frequency components from the rear of the speaker such that addition is caused by the phase relationship.

We have seen how loudspeaker performance depends largely on mechanical considerations; let us now look at parameters and prices of speakers. The standard voice coil impedances are 3Ω, 8Ω, and 15Ω with some 35Ω–75Ω speakers available for transistor circuits. Standard sizes vary from 2½in., having a bass resonance of 400Hz, to 14in., having bass resonances of 20–50Hz. Low cost units have flux densities of 5,000 to 8,000 gauss (G) whilst wide frequency range speakers have flux densities of 10,000 to 14,000G and employ both single and double cone construction.

Maximum power depends upon size and construction and is usually 1–2W for small low cost speakers and 2–4W for larger (5in.–8in.) low cost units. Wide frequency, high gauss speakers are capable of handling power levels up to 20W although it must be remembered that the maximum power is the value which if exceeded results in physical damage to the coil and cone assembly and consequently bears no relation to the distortion. For example for 7W power at 30Hz the cone must move 2.3in. for a 5in. speaker, 1in. for an 8in. speaker or 0.6in. for a 10in. speaker.

Loudspeaker prices vary widely and largely depend upon power capability and frequency response. General purpose speakers are available from 10s. to £2 depending upon size, whilst high flux, wide frequency response speakers vary from £3 to £15. Twin cone and other complex cone and coil construction speakers can be obtained in the price range £3 to £25.

## Headphones

Headphones consist of an earpiece behind which is a diaphragm. The earpiece traps a small volume of air and consequently the power requirements to give satisfactory acoustic power levels are very low. Many forms of drive for the diaphragm are utilised, including: direct electromagnetic action on the diaphragm; moving-armature types; moving-coil; crystal; ribbon (for high fidelity reproduction) and inductor. Headphones vary in price in the range 10s. to £5 depending on quality and availability. The British Standard symbol is shown in Fig. 2(b).

## Microphones

Microphones are essentially transducers which convert sound pressure waves into electrical energy and the circuit symbol is shown in Fig. 2(c). Many different types of microphone are used and unlike loudspeakers no one type is pre-eminent. Basically microphones can be divided into two categories: those which are pressure operated and velocity operated types. The pressure operated microphones are by far the most common and operate by the displacement of a diaphragm. The velocity operated types have a response to the particle velocity or pressure gradient. The velocity ribbon microphone, which consists of a free ribbon suspended in a magnetic field, has by far the best frequency response characteristics and is widely used in studio hi-fi systems, but is very expensive. The great majority of microphones are of the pressure operated variety.

The common forms of pressure operated microphone are the carbon, crystal, dynamic (or moving-coil), and condenser microphones. All incorporate a diaphragm

which is physically moved and consequently alters the electrical characteristics of the microphone.

Carbon microphones are used in telephone systems and the output is derived from a change in the carbon resistance. Crystal microphones are common for radio and other uses and derive an output through an effective capacitance change. Condenser microphones similarly derive an output from capacitance variations between two plates, one of which is the diaphragm.

Dynamic or moving-coil microphones operate essentially as loudspeakers in reverse and indeed loudspeakers can be used as dynamic microphones. Most portable radio links use this interchangeability to advantage. Moving-coil microphones are widely used for general purpose and domestic applications, particularly in conjunction with semiconductor circuits, where their low impedance properties allow effective matching. Condenser and crystal microphones are high impedance devices and their performance is degraded by long cable lengths or low input impedance circuits.

Moving-coil microphones have essentially similar frequency characteristics to loudspeakers and consequently the average domestic microphone has a relatively poor response of from 200Hz to 6kHz. They are however universally available at prices ranging from 15s. to £5. High quality, wide frequency versions using special coil mountings and acoustical matching horn and diaphragm assemblies are available at prices from £5 to £100 depending largely on quality. Of the other forms of microphone both carbon and crystal types are very cheap—from 7s. 6d. upwards—and easily available whilst condenser types are expensive.

## Moving-coil indicators

Moving-coil indicators are becoming popular as replacements for lamps in situations where extremely low power is required or where a greater reliability is required. Generally however they are not used simply as lamp replacements but for fail safe and enunciator applications.

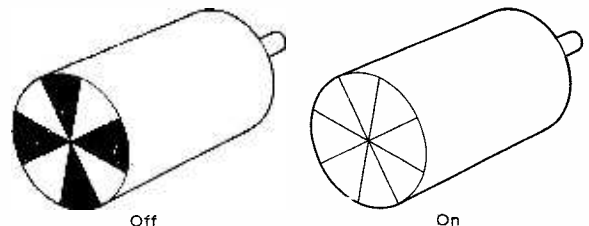


Fig. 3: Moving-coil indicator.

Basically they consist of a dial face which revolves as shown in Fig. 3 by the action of a moving-coil. The face may show any colour or design but those generally available for use in process control display units have crosses or lines which appear when activated to show the opening of a valve or closing of a switch. Such devices require d.c. levels of 1–10mA which is a considerably reduced power requirement than filament bulbs. When used as indicators they are fail safe since any loss of power can result in the display of a line or cross in the fail-safe condition. They are therefore a modern approach to the flag indicators used in switch-gear. Prices vary but are generally in the region £1 to £5 depending largely upon the design of the legend and quality.

## Solenoids and counters

Electromagnetic counters are basically mechanical ratchet driven counters which are operated by a solenoid. A typical counter is shown in Fig. 4. The driving mechanism is a solenoid which consists of a movable core of magnetic material surrounded by a coil. The

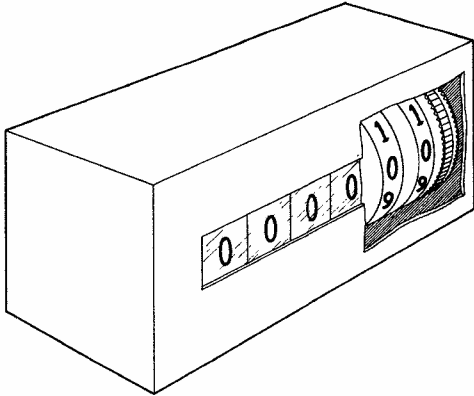


Fig. 4: Electromagnetic counter.

core is generally spring loaded off centre from the coil so that excitation of the coil attracts the core to the centre of the solenoid. This movement is then utilised in the counter to drive a ratchet arm. The counter is essentially a totaliser but can usually be reset either electrically or mechanically. Prices of such devices vary from £3 to £20 depending largely upon the number of digits required and the type of reset. Lifetimes of such counters can be very high, up to  $10^8$  counts, but they are inherently unreliable since they have a definite mechanical lifetime.

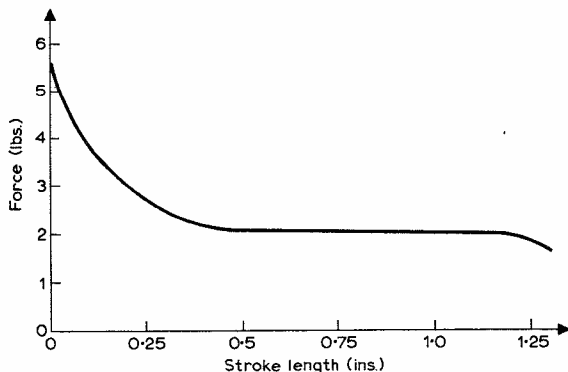


Fig. 5: Solenoid force-stroke characteristic.

Solenoids are available in many forms and are used widely for electrical activation of mechanical control circuits. The distance and force associated with the core movement is related to solenoid size, whilst the stroke length against force characteristic follows the inverse square law and is illustrated in Fig. 5. Solenoids designed for specific stroke lengths should always be used only for the design stroke since on every application of power the force-stroke characteristic applies and if the stroke is shortened excessive force levels may damage either the solenoid or the controlled object.

Prices and availability vary widely. For relatively small solenoids giving a force of 2 lb. at  $\frac{1}{4}$  in. prices vary from £2 to £10 whilst high power solenoids are considerably more expensive. Low power solenoids of the

type used to operate chime door bells are available from 10s. to £4.

## The future

We have seen how essential electromagnetic devices are to electronic circuits where often they provide the only practical interface between mechanical effects and electrical signals. Thus they are unlikely to be superseded despite many problems of reliability. Reliability can however be increased by improved materials and constructional techniques and it is in this direction that future trends lie. Speakers will be made of better materials to give greater life and frequency response, reed relays will improve in power capability and supersede standard relays, meters will improve in accuracy and clarity although eventually they may be superseded by electronic readouts such as digital tubes. Improvements are the keynote and due to size and unreliability it is likely that large strides may be made in the field of electromagnetic devices.

TO BE CONTINUED

# PRACTICAL TELEVISION

in the  
**AUGUST**  
issue  
on sale  
**JULY 18**

## ★ VOLTAGE ANALYSER

A handy and simple-to-build item for the constructor. Enables voltages at parts of the chassis difficult to reach to be speedily checked.

## ★ TRANSISTORS IN TIMEBASES

The timebase sections of the receiver have not so far yielded to the transistor. In this new series the problems of using transistors in this field will be outlined and the present position described, starting with sync separator stages.

## ★ DX TV PREAMP

DX enthusiasts will find this high-gain preamp of great help. Full details along with a simple noise generator to assist with alignment.

## ★ FAULT FINDING IN LINE OSCILLATOR STAGES

A detailed look at current line generator circuits with details of common faults and their cure.



**T**HIS year's London Electronic Component Show, held at Olympia towards the end of May, was the 21st of its kind and by far the biggest ever staged. Sponsored as usual by the Radio and Electronic Component Manufacturers' Federation, it was international for the first time, with 75 foreign firms represented.

The reasons behind the change-over to an international exhibition were clearly stated by Mr. A. F. Bulgin, chairman of the Exhibition Committee:

"The possibility of national self-sufficiency to provide all the components a country needs is now an unlikely one. The speed of progress and increase in complexity as the electronics industry gets more and more sophisticated means that no one country can provide all its own needs. Even America cannot exist as a "solo" unit: last year they bought more than £14 million-worth of components from Britain and represented our second biggest market after the European free-trade area countries, whose trade with the UK was £18 million.

"Today, no one country can expect to be the leader in all techniques—which is another reason why international co-operation is necessary."

Each Component Show seems to be more successful than its predecessors, and this year there were 436 exhibitors.

The show is very much a technical one, and some of the latest developments were not obvious to the casual observer walking round from stand to stand. However, what struck us was the greater emphasis on integrated circuits both for domestic equipment and for items such as computers. Prices of established i.c.s are coming down, while new developments give the promise of simplified circuitry and construction, and eventual reduction in the price of equipment.

#### PICK-UP CARTRIDGE

**Acos (Cosmocord)** showed a new stereo cartridge, the 104 ceramic. This is designed for the latest slim-line pick-up arms and has a weight of only 2gm with the standard bracket. The tracking weight is 3gm to 4gm.

**Cosmocord Limited, Eleanor Cross Road, Waltham Cross, Hertfordshire.**

#### CLEANING FLUIDS

Two types of aerosol cleaning fluid were shown by **Automation Facilities**. "Ultracene" is a universal general cleaner, harmless to most insulating varnishes and lacquers, which rapidly removes oil, and grease. It evaporates quickly and leaves no residue. "AF-Spray" contains ICI's Arklone P, a non-flammable highly penetrating solvent which instantly removes oils, greases, and most contaminants, without harming plastics and surface coatings.

"Ultracene" costs 30s. for three 16oz. aerosols, and "AF-Spray" costs 20s. for a single sample aerosol (prices are reduced for larger quantities).

**Automation Facilities Limited, Oxford Avenue, Slough, Buckinghamshire.**

#### ELECTRONIC MULTIMETER EA113

On the **Avo** stand, an electronic Avometer was revealed. This has a d.c. sensitivity of  $1\text{M}\Omega/\text{V}$ , a basic accuracy of 1.25%, and may be operated up to 100kHz. There is a centre-zero facility, and resistance measurements may be made up to  $100\text{M}\Omega$ .

**Avo Limited, Avocet House, Dover, Kent.**

#### TRANSFORMERS

The **Belclere** Company showed a new range of miniature stabilised power supplies. These units are hermetically sealed and intended for printed-circuit mounting.

The three versions available are the P.S.2009, P.S.2012, and P.S.2020, which have outputs of 9V 40mA, 12V 30mA, and 20V 15mA respectively. The overload points in each case are at 5mA over the rated output, and the output potentials are within  $\pm 5\%$  of nominal. Ripple is less than  $500\mu\text{V}$  r.m.s.

**The Belclere Company Limited, 385-7 Cowley Road, Oxford.**

#### INSTRUMENTS

The universal meter TVM1070 by **B.P.L.** is a versatile instrument with f.s.d.s from 100mV to 300V d.c. and 100mV to 300V a.c. Centre-zero ranges are available on d.c. volts, from 50mV-0-50mV to 150-0-150V. On d.c., the input resistance is  $1\text{M}\Omega/\text{V}$  up to 10V, and  $10\text{M}\Omega$  above 10V, while on a.c., it is  $200\text{k}\Omega$  on ranges up to 30V, and  $2\text{M}\Omega$  on the 100V and 300V ranges.

The meter also measures direct current, the most sensitive range being  $1\mu\text{A}$  f.s.d., and the least sensitive 100mA. Centre-zero direct current ranges are also a feature, from 0.5 $\mu\text{A}$ -0-0.5 $\mu\text{A}$  to 50mA-0-50mA.


Three resistance ranges are included: 0-10k $\Omega$ , 0-1M $\Omega$ , and 0-100M $\Omega$ , with mid-scale values of 150 $\Omega$ , 15k $\Omega$ , and 1.5M $\Omega$  respectively.

A plug-in r.f. test-probe is supplied with each meter and gives four ranges: 0-1V; 0-3V; 0-10V; and 0-30V. The frequency range is 100kHz to 300MHz for -3dB points, with an input resistance of 140k $\Omega$  on each range (shunt capacity, 3pF).

**B.P.L. (Instruments) Limited, Radlett, Hertfordshire.**

#### WIDE-RANGE RECEIVER

A professional receiver, the EC958, was the main feature of the **Eddystone** stand. This fully transistorised



*The AVO Electronic Avometer EA113*



unit provides gap-free coverage between 10kHz and 30MHz in ten overlapping ranges.

Shown in conjunction with the receiver was the panoramic display unit, EP961, which provides a visual display of all signals which are received in a selected frequency spectrum. The spectrum covered by the display may be up to 10MHz wide.

Further details of the receiver are given in "News and Comment" on page 241.

**Eddystone Radio Limited, Alvechurch Road, Birmingham, 31.**

### RECORD-CHANGER

The GC10 automatic record-changer by **Garrard** was unveiled for its first British showing. This unit has a one-piece control panel offering simultaneous selection of record speed and size for the 12in. 33 $\frac{1}{4}$  rev./min. and 7in. 45 rev./min. settings, and its facility for playing single records automatically if required.

The unit also has a self-engaging pick-up arm retaining clip which operates automatically when the arm returns to rest after playing a single record or the last of a stack. The clip disengages automatically when the "manual" or "automatic" play control is operated.

**Garrard Engineering Limited, Newcastle Street, Swindon, Wiltshire.**

### TRANSFORMER SAFETY

Transformers incorporating a double-bobbin system were shown by **Hinchley Engineering**. These designs, to meet international safety standards, feature thermal fuses embedded in the windings to give short-circuit protection, and a secondary bobbin carrying a moulded skirt which completely surrounds the primary mains winding when the assembly is complete.

**Hinchley Engineering Company Limited, Pans Lane, Devizes, Wiltshire.**

### AUDIO AMPLIFIER

Much of **Mullard's** display this year concerned itself with the impact of integrated circuits and thyristors on domestic TV, but also shown was experimental 30W Class D audio amplifier. The unit shown used 30dB of feedback and had harmonic distortion of only 0.25%. Previously published circuits operated at switching speeds in the 100kHz to 200kHz region, but the system shown operated at any desired frequency up to 2MHz. The high speed enables smaller, cheaper, filters to be used with very low radiation levels, and gives reduced intermodulation distortion.

**Mullard Limited, Torrington Place, London, W.C.1.**

### RESISTORS

**Muirhead** were showing what they believe to be the smallest wire-wound resistor offering a range of 1k $\Omega$  to 100k $\Omega$  at an accuracy of 0.1% to 0.5%. Another of the four precision wire-wound resistors announced is mounted in the popular TO-5 transistor can, with standard lead spacing.

All four resistors use a new type of wire which enables temperature coefficients of  $\pm 5$ p.p.m./ $^{\circ}$ C (0 $^{\circ}$ C to 100 $^{\circ}$ C) to be achieved as standard.

**Muirhead Limited, Beckenham, Kent.**

### SCOPE

**SE Laboratories** revealed their portable oscilloscope SM111, which may be powered from 95V to 130V a.c.

and 190V to 260V a.c., 45Hz to 440Hz, and from an external 24V d.c. source.

The SM111 uses a rectangular high brightness c.r.t. with built-in graticule. The bandwidth of the two Y-amplifiers is from d.c. or 3Hz to 18MHz (-3dB) at 20mV/cm, depending on the setting of the d.c./a.c. switch. The timebase speeds are calibrated from 200ns/cm to 1sec/cm in 21 ranges. The circuitry features solid-state design, and uses a total of eight plug-in integrated circuits.

**SE Laboratories (Engineering) Limited, North Feltham Trading Estate, Feltham, Middlesex.**

### VOLTAGE REGULATOR


A TO-5 linear microcircuit by **SGS** can be used as a series regulator, shunt regulator, switching regulator, floating high voltage regulator, or a regulated current source for both positive and negative supplies. The L123 is believed to be the first linear circuit with an *n*-channel f.e.t. directly on the chip.

**SGS (United Kingdom) Limited, Planar House, Walton Street, Aylesbury, Buckinghamshire.**

### METERS

A range of meters for back-of-panel mounting was shown by **Sifam**. The meters are clamped behind the panel without the need for the usual fixing holes, and the panel cut-out is framed by a separate matt-black die-cast surround which is also held by the clamp. Three sizes are available with scale lengths of 2.2in., 2.75in., and 3.75in.

**Sifam Electrical Instrument Company Limited, Woodland Road, Torquay, Devon.**



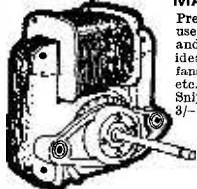
*Mullard experimental hi-fi 30W class D audio amplifier.*

### DUAL-BEAM OSCILLOSCOPES

Two new products from **Tequipment** are the D51 and D54 dual-beam oscilloscopes. The D51 is a general purpose scope with a 5in. flat-faced tube. It is suitable for use by students working on A-level courses, or studying at technical colleges.

The D54 uses solid-state design with f.e.t. input circuitry and features wide timebase range, wide bandwidth, and calibrated deflection amplifiers. The D54 is suitable for a variety of laboratory work.

**Tequipment Limited, 313 Chase Road, London, N14. ■**



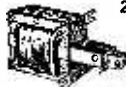
### MAINS MOTOR

Precision made — as used in record decks and tape recorders—ideal also for extractor fans, blower, heater, etc. New and perfect. Snp at 9/6. Postage 3/- for first one then 1/- for each one ordered. 12 and over post free.



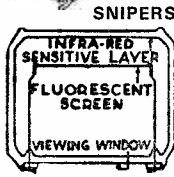
### ROTISSERIE MOTOR

Very powerful 7 r.p.m., operates from standard A.C. mains. 29/6, plus 3/6 P. & P.



### 230 VOLT SOLENOID

1/2 in. stroke. Size 2 1/2 in. x 2 in. x 1 1/2 in. 14/6, postage 2/9.



### SNIPERSCOPE

Famous war-time "cat's eye" used for seeing in the dark. This is an infra-red image converter cell with a silver caesium screen which lights up (like a cathode ray tube) when the electrons released by the

infra-red strike it. A golden opportunity for some interesting experiments. 7/6 each, post 2/6. Data will be supplied with cells, if requested.

### MAINS TRANSFORMER SNIP

Making a power pack for amplifier or other equipment? These transformers have normal mains primaries (230/240v.) and isolated secondaries two types (1) 12v. 500mA. at 8/6; (2) 15v. 500mA. at 8/6.



### SPRING COIL LEADS

as fitted to telephones, 4 core 2/6 each, 3 core 2/- each.



PPS ELIMINATOR. Play your pocket radio from the mains! Save £s. Complete component kit comprises 4 rectifiers—mains dropper resistances, smoothing condensers and instructions, only 6/6 plus 1/- post.

### QUADRUPLE TAPE

Quadruple tape on 3in. spool giving 600ft. Of the finest quality by very famous maker. Especially suitable for message tapes and portable equipment. Regular price 30/- per spool. Our price 7/6 plus 2/9 p. & p. or 3/ for 22/6 post paid.

### EXTRACTOR FAN

Cleans the air at the rate of 10,000 cubic feet per hour. At the pull of a cord it extracts grease, grime and cooking smells before they dirty decorations. Suitable for kitchens, bathrooms, factories, changing rooms, etc. It's so quiet it can hardly be heard. Compact, 6in. casing with 5 1/2 in. fan blades. Suitable wherever it is necessary to move air fast. Kit comprises motor, fan blades, sheet steel casing, pull and ins. switch, mains connector and fixing brackets.



39/6 + 6/6 post

### TRANSISTOR SET CASE

Very modern cream cabinet, size 5 1/2 x 3 1/2 in. with chrome handle, tuning knob and scale. Price 4/6, plus 2/- postage. Printed circuit board for this case 2/6.



SOIL WARMING ELEMENT. 30 yards, heavy PVC covering. 12/6.

### BATTERY CHARGER FOR NICADS

This is in plastic case, size 5 x 4 x 3 in. approx. All wired up with 3 core output lead and 3 core mains input lead. Contains mains transformer with 40v. 250mA secondary and standard 200/240 primary. Also contains full wave bridge rectifier, neon indicator, wired up with resistors to charge 2 Nicad batteries simultaneously. Charge rates of 50mA and 125mA respectively. Batteries up to 30 volts may be charged. Price 39/6 each, plus 3/6 postage and insurance.

### VARYLITE

Will dim fluorescent or incandescent lighting up to 600 watts from full brilliance to out. Fitted on M.K. flush plate, same size and fixing as standard wall switch so may be fitted in place of this, or mount on surface. Price complete in heavy plastic box with control knob 83.19.6.



### NICAD RECHARGEABLE BATTERIES



3-6V 500mA size 1 1/2 x 1 1/2 in. dia. type ref. DKZ500 really powerful will deliver 1 amp for 1 hour. Regular price 32/6 our price 17/6 each. New and guaranteed. Other voltages available, single cell 1-2V 6/6, 5 cell 6V 29/6.

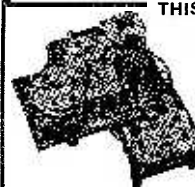
### ELECTRIC CLOCK WITH 20 AMP SWITCH

Made by Smith's these units are as fitted to many top quality cookers to control the oven. The clock is mains driven and frequency controlled so it is extremely accurate. The two small dials enable switch on and off times to be accurately set—also on the left is another timer or alarm—this may be set in minutes up to 4 hours. At the end of the period a bell will sound. Ideal for switching on tape recorders. Offered at only a fraction of the regular price—new and unused only 45/-, less than the value of the clock alone—post and insurance 2/9.



### THIS MONTH'S SNIP

#### BATTERY OPERATED TAPE DECK



With Capstan control. This unit is extremely well made and measures approx. 6 x 5 x 2 in. deep. Has three piano key type controls for Record, Playback and Rewind. Motor is a special heavy duty type intended for operation of 4 1/2 volts. Supplied complete with 2 spools ready to install. Record, Replacable is the sensitive M4 type intended for use with transistor, amplifier. Price 59/6. Post and insurance 4/6.

#### DISTRIBUTION PANELS



Just what you need for work bench or lab. 4 x 13 amp fused plugs. Supplied complete with 6 feet of heavy cable and 13 amp plug. Similar advertised at £5. Our price 39/6, plus 3/6 post and insurance.

#### DRILL CONTROLLER



Electronically changes speed from approximately 10 revs. to maximum. Full power at all speeds by finger-tip control. Kit includes all parts, case, everything and full instructions. 18/6 plus 2/6 post and insurance. Or available made up 29/6, plus 2/6 post.



#### PROCESS TIME CONTROLLER



Made by Smith's, motorised and mains driven, enables 15A circuit to be started up to 18 hours in advance and to stay on for a period from 15 minutes to 3 hours. Totally enclosed in metal box with glass front and chrome surround. 49/6 plus 4/6 post and ins.

#### REED SWITCH


Suitable for dozens of different applications, such as burglar alarms, conveyor belt switching. These are simply glass encased switches which can be operated by a passing permanent magnet coil. A special buy enables us to offer these at 2/6 each, or 24/- a dozen. Suitable magnets are 1/- each.

#### MOVING COIL METER BARGAIN

Panel meters are always being needed and they are jolly costly when you have to buy them in a hurry—so you should take advantage of this offer: 2in. moving coil flush mounting meters only 9/6. These are actually R.F. meters and cost about 83 each but if you don't want them for R.F. then all you have to do is to remove the thermocouple and you will have a 2-3 ma. meter which you can make into almost anything by adding shunts or series resistor. New and unused.

#### MOTORISED CAM SWITCH

Made by the famous meter company Chamberlain and Hookham, these have a normal mains 200-240V motor which drives a ratchet mechanism so geared to give one ratchet action per minute on a wheel with 60 teeth thus a complete revolution of the cam takes place in one hour. The cam operates 8 switches (6 changeover and 2 on/off) thus 480 circuit changes per hour are possible. Contacts, rated at 15 amps have been set for certain switch combinations but can, no doubt, be altered to suit a special job. Also other switch waters or devices can be attached to the shaft which extends approximately one inch. 47/6, p. & ins. 4/6.



#### MAINS TRANSISTOR POWER PACK

Designed to operate transistor sets and amplifiers. Adjustable output 6v., 9v., 12 volts for up to 500mA (class B working). Takes the place of any of the following batteries: PPL, PPS, PP4, PP6, PPT, PPS, and others. Kit comprises mains transformer rectifier, smoothing and load resistor, condensers and instructions. Real snip at only 16/6, plus 3/6 postage.

#### FLEX CABLE BARGAIN

23/0076 triple core P.V.C. covered, circular, normally sold at 1/6 yd. Our price 100 yd. coil 43.19.6. Post and Insurance 6/6.

Where postage is not stated then orders over £3 are post free. Below £3 add 2/9. Semi-conductors add 1/- post. Over £1 post free. S.A.E. with enquiries please

Multi Purpose Neon Test Unit. Robust, useful and instructive tests insulation, capacity, continuity, resistor, volume controls, also acts as signal injector and L.T. fault finder, kit comprises neon indicator, 4-way wafer switch, neon tubes, resistors-condensers, terminals etc., with diagram, only 9/6, plus 2/- post and insurance.

Tuning Condenser, solid dielectric .0005mf.d. variable 2/6 each, 24/- dozen.

A.E.I. Fractional H.P. Motor. 200/250v. 50/60 c.p.s. enclosed, continuous rating 1/40 h.p., ex. equip. Perfect order, 18/6, plus 4/6.

G.E.C. Black Light Tube for experiments and special lighting effects—40 watt 2ft. tubes only, 14/6 each; holders and control gear, 18/6, plus 4/6 post.

Clock Motor. 230v. 50 c.p.s. synchronous—self starting 6/6.

Pentode Output Transformer. Standard size, 40-1, 5/6 each.

E.H.T. Condenser. 0-1 mfd. 5 kv, 8/6 each.

Neon Mains Tester, 1/3 each, 12/- doz.

Flood Lamp Control. Our dim and full switch is ideal for controlling photo flood lamps; it gives two lamps in series, two lamps full brilliance and lamps off. Similar control of other appliances can be arranged where used in pair or where circuit can be split exactly in half. Technically the switch is known as a double-pole change over with on. Our price 6/6.

Sub-Minature Silicon Diodes. General purpose type with gold-plated leads, 1/- each or 7/6 per dozen.

Message Tapes. 220ft. Tape on 3in. spools, normally 4/6 each, we offer 4 tapes for 12/6.

Circular Flex. Non-ink. Ideal for vacuum cleaners etc., twin made by BICC. Usually 8d. yd., 100 yd. coil for 30/-, plus 6/- postage.

Edgewise Control, Morganite, as fitted many transistor radios, 2K or 5K with switch, 2/6 each or 24/- per dozen.

12V Inverter. Full transistorised for operating a 20-watt fluorescent tube, size 6in. long x 1 1/2 x 1 1/2. £3.10.0. Post and insurance 8/-.

Silicon Rectifier. Equiv. BY100 750mA 400V., 10 for 20/-.

Miniature Pickup for Tin records made by Cosmo-code, crystal cartridge with sapphire stylus only 3/9 or 36/- dozen.

Headphones. Ex WD, unused and perfect, low resistance. Single with headband 4/6, Double with headband 8/6.

Midget Neons for mains indicators, etc., 1/3 each or 12/- dozen.

Compression Trimmers. Twin 100pF, 1/- each, 9/- per dozen.

3in. PM Loudspeakers. 3 ohm, 12/6; 80 ohm, 8/6.

Rotary Cam Operated Switch. 12 positions each of which close a separate pair of contacts except the last which leaves them all open. Contacts rated at 250v. 16 amps, 15/- each.

Rotary Cam Operated Switch. 4 positions: 1st position all contacts open; 2nd contact 1 closed; 3rd contacts 1 and 2 closed; 4th contacts 1, 2 and 3 closed. Contact rated 250v. 16 amps, 8/6 each.

Pocket Test Meter, measures AC volts (3 ranges), DC Volts (3 ranges), ohms, milliamperes, ideal to carry around. Complete with instructions and test leads. 39/6 plus 2/6 P. & P.

Breast Microphone. Fine American made dynamic type, adjustable on breast plate with neck straps, 7/6, post 4/6.

Circular Fluorescent. 22 watt, 9in. diam. tube complete with choke, starter, holders and chrome clips, 20/6, post, etc., 4/6.

Midget Relay twin 250 ohm coils, size approx. 1 1/2 x 1 x 1 in. 4 pairs changeover contacts, 7/6 each.

1.000V Fire Spiral, replacement for most fires, 1/8 each, 12/- dozen.

50 ohm 50 watt Wire Wound Pot-meters, 8/6 each, 1 Meg Miniature. Pot-meter Morganite standard 2in. spindle, 1/- each; 9/- per dozen.

1 Meg Miniature. Pot-meter Morganite pre-set screwdriver control. 9d. each; 8/- per dozen.

Pre-Set 100K by Welwyn with integral bakelite knob, 1/- each; 9/- per dozen.

100K Pot-Meter. Miniature type with double pole switch and standard 2in. spindle, by Morganite, 2/- each; 18/- per dozen.

Battery Motor. 1 1/2 in. long, 3/4 in. dia., operates from 3V upwards, reversible, speed variable by changing voltage or resistance 4/6 each; 50/- doz.

Thermal Relay. Can be used to delay the supply of HT while heaters warm up, or will enable 15A loads to be controlled by miniature switches or relays. Regular list price over £2, price 7/6 each.

Toggle Switch Bargain. 10A 250V normal one hole fitting 2/6 each; or 80/- per doz.


#### QUICK CUPPA

Mini Immersion Heater, 350w. 200/240v. Boils full cup in about two minutes. Use any socket or lamp holder. Have at bedside for tea, baby's food, etc. 19/6, post and insurance 1/6. 12v. car model also available.



**ELECTRONICS (CROYDON) LTD**  
Dept PW 266 London Road, Croydon CRO-2TH  
Also 102/3 Tamworth Road, Croydon

# VARIABLE VOLTAGE TRANSFORMERS



**1.50 AMPS**

**INPUT 230/240v. A.C. 50/60—  
OUTPUT VARIABLE 0-260v.**

**BRAND NEW**  
Keenest prices in the country. All Types (and Spares) from 1/2 to 50 amp. from stock.

**SHROUDED TYPE**  
1 amp, £5.10.0 2.5 amps, £6.15.0.  
4 amps, £9.0.0. 5 amps, £9.15.0.  
8 amps, £14.10.0. 10 amps, £18.10.0.  
12 amps, £21.0.0. 15 amps, £25.0.0.  
20 amps, £37.0.0. 37.5 amps, £72.0.0.  
50 amps, £92.0.0.

**OPEN TYPE (Panel Mounting)**  
1/2 amp, £3.10.0. 1 amp, £5.10.0.  
2 1/2 amps, £6.12.6.

**PORTABLE TYPE**  
1.5 amp. portable fitted metal case, voltmeter, lamp, switch, etc. £9.5.0. Similar to above 2.5 amp. £11.7.6.



**PORTABLE TYPE**  
£9. 5. 0.

## 100 WATT POWER RHEOSTATS (NEW)

AVAILABLE IN THE FOLLOWING VALUES

1 ohm, 10 a.; 5 ohm, 4-7 a.; 10 ohm, 3 a.; 25 ohm, 2a.; 50 ohm, 1-4 a.; 100 ohm, 1 a.; 250 ohm, .7 a.; 500 ohm, .45 a.; 1,000 ohm, 280 mA;  
1,500 ohm, 230 mA; 2,500 ohm, .2 a. Diameter 3 1/2 in. Shaft length 3/4 in., dia. 1/4 in. All at 2/6 each, P. & P. 1/6.  
**50 WATT.** 1/5/10/25/50/100/250/500/1,000/1,500/2,500/ohm, 2/1-, P. & P. 1/6.  
**25 WATT.** 10/25/50/100/250/500/1,000/1,500/2,500 ohm, 1/4/6, P. & P. 1/6.



## DEMONSTRATION TRANSFORMER (STENZYL TYPE)

Two separate removable coils tapped at 0, 110, 220 volts, and 6, 12, 36 volts respectively. A composite apparatus designed for class demonstration. Electro magnetic induction, jumping ring, induction lamp, relationship between field intensity and ampere turns, induction melting, are just a few of the possible experiments. New modified model. £14.10.0, P. & P. 10/-.

## INSULATED TERMINALS

Available in red, white, yellow, black, blue and green. New 17/- per doz. 2/- P. & P.

## 230/250V. A.C. SOLENOID

Heavy duty type, approx. 3 lbs. pull. Price 17/6 plus 2/6 P. & P.

## 12/24V. D.C. SOLENOID

Approx. 8 oz. push. Price 8/6 plus 1/6 P. & P.

## PRESICION INTERVAL TIMER

From 0-30 seconds (repetitive). Jewelled balanced movement. Lever re-set. Operates 230V. A.C. 5 amp. c/o Microswitch. New Price 17/6 plus 2/6 P. & P.

## CONDENSERS

2,500 mfd. 100v. 12/6 1/6 P. & P. 4,000 mfd. 25v. 10/- 1/6 P. & P. 4,000 mfd. 50v. 15/- 1/6 P. & P. 10,000 mfd. 35v. 15/- 1/6 P. & P.

## CONSTANT VOLTAGE TRANSFORMER

Input 185-250 v. A.C. Output 230 v. A.C. Capacity 250 watt. Attractive metal case. Fitted red signal lamp. Rubber feet. Weight 17lb. Price £11.10.0, P. & P. 15/-.

## L.T. TRANSFORMERS

All primaries 220-240 volts.  
Type No. Sec. Taps Price Carr.  
1 30, 32, 34, 36 v. at 5 amps. £4.5.0 6/-  
2 30, 40, 50 v. at 5 amps. £6.5.0 6/6  
3 10, 17, 18 v. at 10 amps. £4.10.0 6/6  
4 6, 12 v. at 20 amps. £5.17.6 4/6  
5 17, 18, 20 v. at 20 amps. £6.12.6 6/6  
6 6, 12, 20 v. at 20 amps. £6.5.0 7/6  
7 24 v. at 10 amps. £4.15.0 5/6  
8 4, 6, 24, 32 v. at 12 amps. £6.10.0 6/6

## DOUBLE WOUND VARIABLE L.T. TRANSFORMER

Input 230 v. A.C. OUTPUT CONTINUOUSLY VARIABLE 0-36 v. A.C.  
0-36 v. at 5 amp. £9.12.6. P. & P. 8/6.  
0-36 v. at 20 amp. £21.0.0. P. & P. 15/-.

## LIGHT SENSITIVE SWITCH

Kit of parts, including ORP12 Cadmium Sulphide PhotoCell, Relay, Transistor and Circuit, etc., 6-12 volt D.C. op. price 25/- plus 2/6 P. & P. ORP 12 including circuit, 10/6 each, plus 1/- P. & P.

## A.C. MAINS MODEL

Incorporates Mains Transformer, Rectifier and special relay with 3, 5 amp mains c/o contacts. Price inc. circuit 47/6 plus 2/6 P. & P.

## LIGHT SOURCE AND PHOTO CELL MOUNTING

Precision engineered light source with focusible lens assembly and ventilated lamp housing, to take MBC bulb. Separate photo cell mounting assembly for ORP 12 or similar cell. Both units are single hole fixing. Price per pair £21.5.0. P. & P. 3/6.

## MINIATURE UNISELECTOR SWITCH

3 banks of 11 positions plus homing bank. 40 ohm coil. 24-36 v. D.C. operation. Tested. 22/6, plus 2/6 P. & P.

## NICKEL CADMIUM BATTERY

Sintered Cadmium Type 1-2 v. 7AH. Size height 3 1/2 in., width 2 1/2 x 1 1/2 in. Weight approx. 13 oz. E.R.A.F. Tested. 12/6. P. & P. 2/6.

## A.C. CONTACTOR

2 make + 2 break (or, 2 c/o). 15 amp. contacts. 230/240V. A.C. operation. Brand new. Price 22/6 plus 1/6 P. & P.

## STROBE! STROBE! STROBE!

Three easy to build Strobe Units using the latest type Xenon white light flash tube. Solid state timing and triggering circuit. 230/250v. A.C. operation.

**ECONOMY KIT.** Flash rate 1-36 flash per second. All components including Unijunction, thyristor, tube and circuit. £5.5.0 plus 3/6 P. & P.

## NEW INDUSTRIAL KIT

Ideally suitable for schools, laboratories etc. Roller tin printed circuit. New trigger coil, plastic thyristor and new improved type of tube. 1-80 f.p.s. Price 9 gns. 7/6 P. & P.

## HY-LIGHT STROBE

This strobe has been designed and produced, in response to wide public demand, for use in large rooms, halls and the photographic field. It has 4 times the light output at 30 f.p.s. and utilizes a silica plug in tube for longer life expectancy, printed circuit for easy assembly also a special trigger coil and output capacitor. Light output approx. 4 joules. Price £10.17.6. P. & P. 7/6.

## RELAYS

Bulk purchase enables us to offer the following new SIEMENS, PLESSEY, etc. miniature plug in relays complete with base, at a fraction of maker's price.

Coil	Working Voltage	Contacts	Price
280	6-12	2 c/o	14/6
280	9-18	4 c/o	15/6
700	12-24	2 c/o	12/6
700	16-24	4 c/o	15/6
700	16-24	4M 2B	12/6
1250	20-40	2 c/o H.D.	12/6
2500	30-50	2 c/o H.D.	12/6
5800	50-70	4 c/o	10/-
9000	40-70	2 c/o	10/-

H.D. - Heavy Duty. POST PAID

## SELENIUM BRIDGE RECTIFIERS

30 volt 3 amp., 11/-, plus 2/6 P. & P.  
30 volt 5 amp., 16/-, plus 2/6 P. & P.



## FANTASTICALLY POPULAR TAPE

We offer you fully tensilised polyester/mylar and P.V.C. tapes of identical quality hi-d. wide range recording characteristics as top grade tapes. Quality control manufacture. They are truly worth a few more coppers than acetate, sub-standard, jointed or cheap imports. TRY ONE AND PROVE IT YOURSELF

Standard Play		Long Play	
3in 150ft.	2/3	3in 225ft.	8/9
4in. 300ft.	4/6	4in. 450ft.	5/6
5in. 600ft.	7/6	5in. 900ft.	10/6
5 1/2in. 900ft.	10/6	5 1/2in. 1,200ft.	13/-
7in. 1,200ft.	12/6	7in. 1,800ft.	18/6
Double Play		Triple Play	
3in. 300ft.	4/-	4in. 900ft.	13/-
4in. 600ft.	8/-	5in. 1,800ft.	25/-
5in. 1,200ft.	15/-	5 1/2in. 2,400ft.	34/-
5 1/2in. 1,800ft.	18/6	7in. 2,800ft.	44/-
7in. 2,400ft.	27/-	Quadraple Play	
		3in. 600ft.	8/6

Postages 1/- reel.  
Post Free less 5% on three reels.  
Quantity and Trade enquiries invited.  
NOTE: Large tape stocks at all branches.

## TUBES

Garr. & Ins.	Highest Quality—Compare Our Prices
12/6	6 Months 18 Months
14in.	£2.10.0 £3.10.0
17in. & 19in.	£3. 5. 0 £4. 5. 0
21in. & 23in.	£3.15.0 £5.15.0

**SATISFACTION GUARANTEED**  
Most Mullard, Mazda, Gossor, Emitron, Emiscope, Brimar, Ferranti types processed in our own factory.

NOTE: ALL tube orders only to Portsmouth branch please.

## NEW and SPECIAL Lines at the keenest prices

**AM/FM STEREO MULTIPLEX RECEIVERS**  
18 transistors, 9 diodes, 1 variable diode, 2 Silicon Rectifiers, Push-pull Stereo Amplifiers. FM Stereo Separation 15dB. AM Medium Wave 150-550 Metres. Power output 10W R.M.S., 220/240V A/C Mains. Beautiful wooden plinth case—approximate 15" (w) x 6" (h) x 9" (d). Controls: Function Switch, Balance, Base/Treble Control, Volume, Tuning. Fine finish. Special purchase enables us to offer these superb machines of famous make at a ridiculously low price. Unrepeatable offer at a fraction of list price... only 28 GNS. POST FREE.

<b>SHARP</b> RD504 Mains Battery Tape Recorder, List 38 gns	28 gns
<b>HITACHI</b> Marine D/E Receivers SW/MAR/BW/LW	27 gns
<b>GARRARD</b> 1025 Changers with Stereo Cartridge	£8 10s
<b>JASON</b> 12In. Diecast full range twin cone Speakers	£4 10s
<b>AJAX</b> Mains/Battery, AM/FM larger Radio	12 gns
<b>WELESME</b> AM/FM High Sensitivity Black Leather	7 gns
<b>HITACHI</b> WH37E All-Wave, full size. Excellent Short Wave	13 gns
<b>HI-FI</b> By Lenk, White, Gadsden, Gadsden, WB, Dulci, Arona, Teleton, etc., etc.	

All items previously advertised available. Huge HI-FI and Component stocks at all branches. Please call and view without obligation.



**RETAIL BRANCHES:**  
LONDON, 10 Tottenham Court Rd. (MUS 2639)  
PORTSMOUTH, 350-352 Fratton Road (Tel. 22034)  
SOUTHAMPTON, 72 East Street (Tel. 25851)  
BRIGHTON, 6 Queen's Road (Tel. 23975)

**MAIL ORDER WAREHOUSE:**  
Devonian Court, Park Crescent Place, Brighton. (Tel. 680722)

## BARGAIN PARCELS

Including variable condensers, i.f. coils, loudspeaker plug/sockets, knobs, pots, condensers, resistors, nuts, bolts, cabinet fittings, switches, transformer choke, rectifier, transistors at a small fraction of list value. Due to heavy demand we now pack them in several sizes—be amazed—try one now.

3 lbs. (post 3/-)	8/-
7 lbs. (post 6/-)	17/6
14 lbs. (post 6/-)	29/-


# SERVICE TRADING CO

All Mail Orders—Also Callers—Ample Parking Space  
57 BRIDGMAN ROAD, LONDON, W.4 Phone 995 1560  
SHOWROOM NOW OPEN CLOSED SATURDAY  
Personal callers only  
9 LITTLE NEWPORT STREET LONDON, WC.2 Tel. GER 0576



# AC-DC METER

H.I. KITCHEN



*continued from the July issue*

THE meter was an expensive item, and some form of protection circuit was considered mandatory. The meter protection circuit comprises D8 D9 R43 and R44, the *modus operandi* being somewhat as follows. The diodes on their own do not conduct until a potential difference of 600 to 700mV exists across them. Being connected in parallel, though oppositely phased, either one or the other will conduct irrespective of the polarity of the voltage impressed across them. This property is only required when connected into the d.c. amplifier, where the terminals can be connected into an incorrect polarity circuit. The meter requires 60mV for f.s.d., which means a current some 10 to 12 times f.s.d. would pass through the meter before the diodes conducted. This does not represent an adequate safety margin, and so the resistors R43 and R44 were included. This means that the voltage now required for f.s.d. is 250mV or one-third of the conduction voltage of the diodes, the measure of protection afforded being proportionally greater. The resistors could be further increased to improve the degree of protection, but we are then in danger of incurring scale non-linearity as well as a further loss in the sensitivity of both amplifiers. With the selected components, the meter has only to pass a current  $\times 3$  f.s.d. or  $150\mu\text{A}$  before the diodes conduct.

The purpose of C11 is to "damp" the meter needle against constantly varying outputs, such as an audio signal from the a.c. amp and therefore provide a more easily read "average" voltage.

It also serves to slow the meter needle in its progression over the scale, so that in the event of an overload it comes to rest fairly gently against the end stop.

## Constructional Details

The "active" part of the complete instrument, the a.c. and d.c. amplifiers, are built on a printed circuit board to the dimensions and layout given in Fig. 4.

The passive parts of the instrument are the attenuators, incorporated round S1a-b and S3a-b. On the prototype, these consisted of Radiospares Makaswitch shafting assemblies. To ease the problem of connecting the various components associated with the a.c. attenuator, a spare single-pole ten-way wafer was pressed into service, this being suspen-

ded by means of appropriate spaces between the two twelve-way wafers. The wiring of these attenuators is shown in Figs. 5 and 6.

The meter scaling is in the now familiar, almost standard 1-3-10 sequence, the range resistors being chosen to suit. There is, quite clearly, no reason why any other sequence preferred by the individual constructor should not be used, the range resistors being altered as necessary.

The front panel carries the moving coil meter, and the various switches and potentiometers; the wiring of these are straightforward and are therefore not illustrated.

The complete instrument is built into a cabinet of 20 gauge aluminium to the dimensions given in Fig. 7 and held together by self-tapping screws. The cabinet, in turn, is suspended in a "U" bracket of 10 gauge aluminium by means of  $\frac{1}{4}$ in. UNF bolts, washers and shakeproof nuts as detailed in Fig. 9.

The front panel is drilled and cut to the dimensions of Fig. 8. The legends for the front panel were drawn on white cartridge paper with red and black ballpoint pens, the red being used only for the mV sections of the two input attenuators. This was then faced, for protective purposes, by a sheet of  $\frac{1}{16}$ in. Perspex.

Construction should not be commenced until all the components are to hand, in order to allow for dimensional differences between the components used in the prototype, and those to be used by the individual constructor. Both circuits are quite stable and there was little difference between the breadboard experimental circuits and the finished article. Other forms of construction are therefore quite suitable, provided some simple precautions are observed. These consist, for the a.c. amplifier, of

### SWITCH FUNCTIONS

- S1 — Range switch — d.c.
- S2 — On/off switch — d.c.
- S3 — Range switch — a.c.
- S4 — On/off switch — a.c.
- S5 — AC/DC selector
- S6 — Norm/rev. switch.

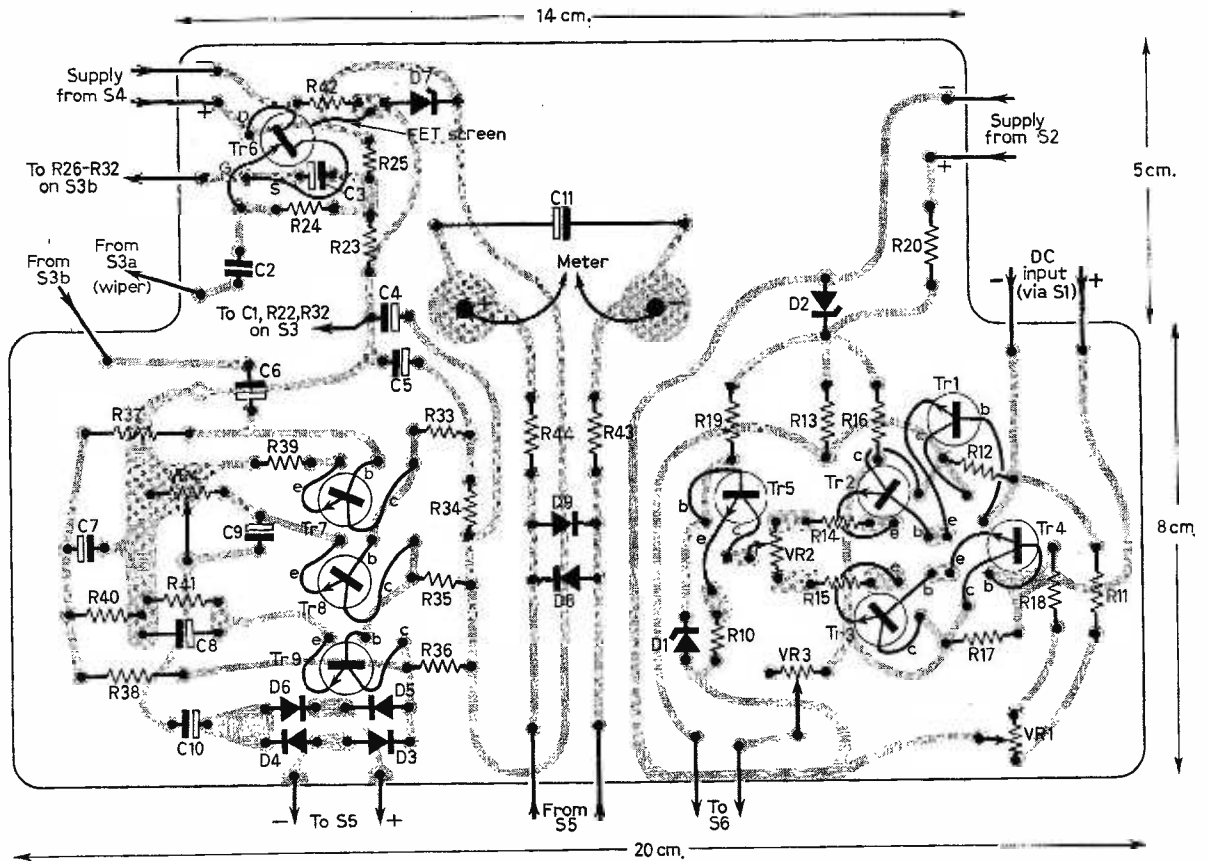


Fig. 4: The printed circuit board for the a.c. and d.c. amplifiers, as etched by the author. The a.c. section is on the left, the d.c. section on the right.

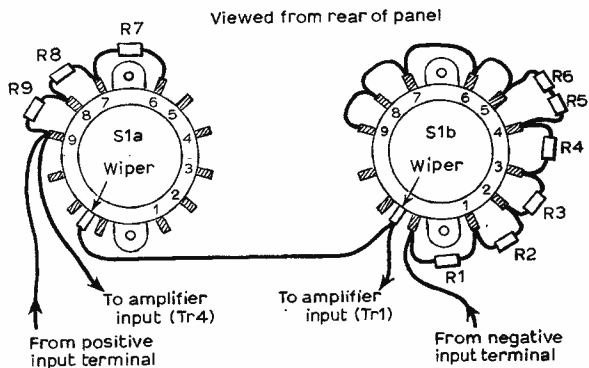


Fig. 5: Wiring and components associated with the d.c. input attenuator.

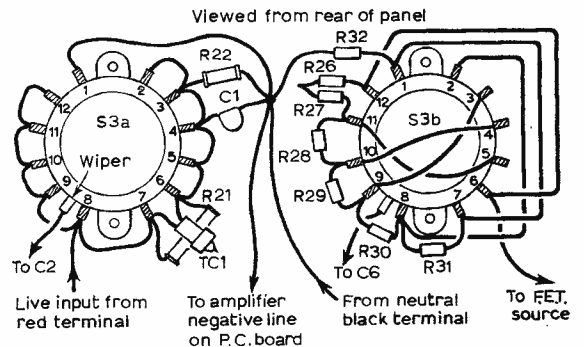


Fig. 6: The a.c. attenuator switch. The wafer numbering corresponds with that given in the circuit diagrams.

keeping the input stage and attenuator well screened to obviate the picking-up of hum and other extraneous signals and, for the d.c. meter, of keeping the input terminals and circuitry well isolated from each other to obviate the leakages that exist undetected and unsuspected, in many circuits. The input resistance is very high, and leakage resistances can exist, of magnitudes sufficient to upset the working of the amplifier.


As far as components are concerned, there is only one thing to remember. This is a measuring instru-

ment, the yardstick of the future. Therefore only the best components must be used; components of unknown origin, of dubious characteristics, must be ruthlessly discarded. The use of "bakelite" switches for the input attenuators is to be deprecated, as the leakage resistance between adjacent pins and contacts is low enough to adversely affect the working of the d.c. amplifier.

Only the best grade of printed circuit board should be used. When the instrument is fully and satisfactorily operational, the copper side and, if desired the

Open the pages of  
**The RADIO CONSTRUCTOR**  
 this month for - - -

**THESE SPECIAL FEATURES**



**TRANSISTOR REVERBERATION UNIT**

**MAIN FEATURE ARTICLE**

Add a "third dimension" to reproduced music with the aid of this simple-to-build reverberation unit, which can take its input from electric guitars, medium or high impedance microphones, or any other normal sound source. The output of this unit can feed into a standard amplifier or tape recorder, and results are particularly impressive when it is employed with an electronic organ.

other articles include

**COIL COVERAGE TEST UNIT**

★ ★ ★

**SIMPLE VOLTAGE TO FREQUENCY CONVERTER**

A neat circuit which provides linear change of frequency with change of input voltage.

★ ★ ★

**TRANSISTOR SUPERHET FOR TOP BAND**

This receiver incorporates Seven Transistors and One Diode and can be operated from a 9v dry or 12v car battery.

**JULY ISSUE**

**RADIO CONSTRUCTOR**

**ON SALE NOW 3/-**

**TECHNICAL TRAINING**  
*in radio television and electronics*

Whether you are a newcomer to radio and electronics, or are engaged in the industry and wish to prepare for a recognized examination, ICS can further your technical knowledge and provide the specialized training so essential to success. ICS have helped thousands of ambitious men to move up into higher paid jobs—they can help you too! Why not fill in the coupon below and find out how?

*Many diploma and examination courses available, including expert coaching for:*

- C. & G. Telecommunication Techns'. Certs.
- C. & G. Electronic Servicing
- R.T.E.B. Radio/T.V. Servicing Certificate
- Radio Amateurs' Examination
- P.M.G. Certs. in Radiotelegraphy
- General Certificate of Education, etc.

**Examination Students coached until successful**

**NEW SELF-BUILD RADIO COURSES**

Learn as you build. You can learn both the theory and practice of valve and transistor circuits, and servicing work while building your own 5-valve receiver, transistor portable, and high-grade test instruments, incl. professional-type valve volt meter—all under expert tuition. Transistor Portable available as separate course.

**POST THIS COUPON TODAY**

for full details of ICS courses in Radio, T.V. and Electronics.

**INTERNATIONAL CORRESPONDENCE SCHOOLS**

Dept. 171, Intertext House, Stewarts Road, London, S.W.8

Please send me the ICS prospectus—free and without obligation.

(state Subject or Exam.) .....

NAME .....

ADDRESS .....

8/69

**INTERNATIONAL CORRESPONDENCE SCHOOLS**


# BIGGEST BREAKTHROUGH IN RADIO KITS!

Because of the fantastic demand we have been unable to offer this kit since the initial advertisement on March 7th. THE REVOLUTIONARY APOLLO "6" CAN BE BUILT

SPECIALLY made for the thousands of discriminating people who want the finest easy-to-build radio... at a reasonable price! This is a different breed—it will startle you! EIGHT MONTHS AGO our two designers were briefed to produce a radio kit that would fill these technical demands—DEMAND—A. IT SHOULD BE POSSIBLE TO BUILD PAINLESSLY IN ONE EVENING... ANSWER—the Apollo "6" has simplified, well illustrated step-by-step plans.

rejects, no manufacturers' seconds", and uses "Ever Ready" battery. DEMAND—C. IT MUST HAVE THE POWER TO OPERATE OPTION. AL LOUDSPEAKER... DEMAND—D. IT MUST GIVE GOOD RECEPTION IN DIFFICULT AREAS... DEMAND—E. IT MUST WORK ON ITS OWN INTERNAL FERRITE ROD AERIAL... ETC., ETC. ANSWER—The Apollo "6" does all this—and much more! REVOLUTIONARY SILICON PLANAR EPOXY CIRCUIT DESIGN

FOR 59/6



### CONTAINS FEATURES THAT CAN'T BE BOUGHT IN READY MADE SETS—AT ANY PRICE

- receives medium wave & trawler broadcasts.
  - every component brand new—no surplus rejects or "seconds".
  - uses latest Silicon Planar Epitaxial Epoxy transistors.
  - six stage stable reflex—2 R.F., 1 Diode demodulation, 3 A.F.
  - simplified illustrated plans.
  - from part to programmes in an evening
- ... PLUS MANY MORE!

Apollo "6" will probably be bang up-to-date well into the seventies! It bristles with latest technical innovations. Six stage stable reflex N.P.N. and P.N.P. circuit consisting of 2 Radio Frequency stages, 1 Diode demodulation stage and 3 Audio Frequency stages. Uses latest Silicon Planar Epitaxial Epoxy transistors (similar to types used in America's Space

of 235 to 470. Stable reflexing gives the Apollo "6" staggering selectivity, uncanny sensitivity, true-to-life sound reproduction—in fact its range, power and selectivity must be experienced to be believed. Enter a new magic world of reception—station after station (home and abroad).

**IRON CLAD GUARANTEE**  
Should you not be completely satisfied with your purchase when you receive it from us, your money will be refunded in full, at once and without quibble or question...

### THRILLING SOUND OF AN S.O.S. AT SEA

Listen to the thrilling sound of an S.O.S. at sea—tune in to a world you've never heard before... NOTE. Because members of our own Staff (and their friends) are enthusiastic and have already bought Apollo "6" parts we know demand will be enormous. DON'T DELAY—SEND FOR YOURS NOW, send 59/6 + 3/6 P. & P. for all parts, illustrated plans, personal listening earpiece etc. (all parts can be bought separately) MONEY BACK GUARANTEE (see panel).

No soldering iron is necessary and you don't have to have a magnifying glass and a pair of tweezers. DEMAND—B. IT SHOULD WORK FIRST TIME... ANSWER—Apollo "6" uses latest rugged Silicon Transistor Circuitry and every single transistor, diode, capacitor, resistor, inductance etc. is brand new and fully tested—no surplus parts, no manufacturers

Project). The first two transistors give amplification of 100 to 400 each, (at only 100 Microamps collector current approx). Output transistor gives amplification

Orders despatched in strict rotation.

18 Little Preston St, Brighton, 1. Sussex.



## PHOENIX ELECTRONICS

(Dept. PW2)

# R.S.T. VALVE MAIL ORDER CO.

BLACKWOOD HALL, 16a WELLFIELD ROAD, STREATHAM S.W.16

Mon.—Sat. 9 a.m. — 5.30 p.m.  
Closed Sat. 1.30—2.30 p.m.  
Open Daily to Callers  
Tel. 769-0199/1649

1A7 7/9	6BQ7A 7/-	6K7G 2/-	9BW6 7/-	20P5 20/-	80 2/6	DP96 7/8	ECF90 6/8	EM80 7/8	PC97 3/8	RG6/5000/0	UF89 7/8
1D5 7/6	6BR7 17/-	6K7GT 4/8	10C1 12/8	25A6 5/9	85A2 7/8	DH77 4/9	ECF82 6/8	EM81 3/8	PC98 10/8	R130 40/-	UL1 12/-
1H5 7/6	6BR8 12/8	6K8M 11/8	10C2 12/8	150B2 11/8	150B2 11/8	DK32 7/9	ECH21 12/8	EM84 7/8	PC99 10/8	SP4 3/-	UL84 7/-
1L10 6/-	6BS7 25/-	6K8G 3/-	10F1 14/9	26T6 6/-	150C4 9/8	DK91 6/-	ECH35 11/8	ESU15020/-	PC189 10/8	SP41 5/8	UM50 5/8
1N5GT 8/-	6BW6 14/8	6K25 15/-	10F9 10/8	32Z4 6/8	32Z4 6/8	801 9/8	ECH42 11/-	EY51 7/8	PCF80 6/8	SP61 5/-	UG 21/-
1R5 6/-	6BW7 13/-	6K25 15/-	10F9 10/8	32Z4 6/8	32Z4 6/8	801 9/8	ECH31 5/8	EY86 7/-	PCF82 6/8	STV280/50	U7 21/-
184 5/8	6C4 5/-	6L1 12/-	10F18 8/-	25Z6 8/8	813UBA	813UBA	DI66 25/8	EZ40 8/8	PCF84 3/-	SU25 15/8	UT9 3/8
185 4/8	6C5G 5/-	6L6G 7/8	10L1 8/-	28D7 9/8	813 120/-	813 120/-	DL92 6/8	ECL60 7/-	PCF86 9/-	SU25 15/8	UY1 9/8
1T4 4/-	6C6 3/8	6L18 6/-	10L1D11 10/8	30C1 6/9	813 75/-	813 75/-	DL93 4/-	ECL82 7/-	PCF801 9/8	SU2150 12/8	UY21 9/8
3A4 4/-	6C8G 6/8	6Q7G 6/-	10P13 13/8	30C15 15/-	866A 15/-	866A 15/-	DL94 6/8	EZ90 5/8	PCF802 9/8	T41 17/8	UY41 3/8
3Q4 7/9	6CD6G 24/-	6Q7GT 8/8	10P8 13/-	30C17 16/-	954 5/8	954 5/8	DL96 7/9	EZ81 5/8	PCF805 15/-	TDD4 3/8	UY85 6/8
3Q5 7/-	6C16 7/8	6SA7M 7/-	12AT6 4/9	30C18 15/-	1825 6/8	1825 6/8	DL96 7/8	EZ32 10/-	PCF808 15/8	U10 7/8	VMP4G 17/-
384 6/8	6CW4 12/-	6SC7 7/-	12AT7 6/-	30F5 17/-	4029A 87/-	4029A 87/-	DM70 6/-	EZ49 8/8	PCF89 9/-	U19 35/-	VR105/30
3V4 6/9	6D6 3/8	6SG7 6/-	12AU6 5/9	30FL1 16/-	5763 12/-	5763 12/-	DY86 6/-	EZ41 9/8	PCF801 9/8	SU2150 12/8	UY21 9/8
5R4GY 10/6	6E5 7/8	6SH7 3/8	12AU7 5/9	30FL12 19/-	7193 2/-	7193 2/-	DY87 6/8	EZ90 5/8	PCF802 9/8	T41 17/8	UY41 3/8
5U4G 5/8	6F1 12/8	6SH7 3/8	12AX7 5/9	30FL14 15/8	7475 14/-	7475 14/-	E88CC 12/-	EZ81 5/8	PCF805 15/-	TDD4 3/8	UY85 6/8
5V4G 8/-	6F6G 8/-	6SK7GT 4/8	12BA6 6/8	30L15 17/-	A61 9/8	A61 9/8	EA50 3/8	EZ90 5/8	PCF802 9/8	T41 17/8	UY41 3/8
6Y3GT 8/-	6F8G 5/-	6SL7GT 6/8	12BE6 6/8	30L17 17/-	ATP4 2/8	ATP4 2/8	EAB080 6/8	EZ81 5/8	PCF805 15/-	TDD4 3/8	UY85 6/8
6Z4G 7/-	6F8G 5/-	6SN7GT 5/8	12CG2T 5/-	30L19 15/-	ATP5 12/-	ATP5 12/-	EAF42 10/-	EZ81 5/8	PCF805 15/-	TDD4 3/8	UY85 6/8
6/30L2 15/-	6F11 6/8	68Q7 7/8	12CI 9/8	30L19 15/-	ATP7 8/8	ATP7 8/8	EB41 10/-	EZ81 5/8	PCF805 15/-	TDD4 3/8	UY85 6/8
6A7 15/6	6F13 6/8	6UAGT 12/-	12F5GT 2/8	30PL1 18/-	AU2 8/8	AU2 8/8	EB91 3/8	EZ81 5/8	PCF805 15/-	TDD4 3/8	UY85 6/8
6A5G 12/6	6F14 12/6	6U5G 7/8	12J7GT 6/8	30PL13 18/8	AU5 8/8	AU5 8/8	EB93 3/8	EZ81 5/8	PCF805 15/-	TDD4 3/8	UY85 6/8
6AC7 4/-	6F23 14/-	6V6M 12/-	12K7GT 7/-	30PL14 15/-	AZ1 8/8	AZ1 8/8	EB041 9/8	EZ81 5/8	PCF805 15/-	TDD4 3/8	UY85 6/8
6AK5 5/-	6F24 14/-	6V6G 4/8	12K8GT 8/-	35A5 11/8	AZ31 10/-	AZ31 10/-	EB90 4/8	EZ81 5/8	PCF805 15/-	TDD4 3/8	UY85 6/8
6AL3 3/8	6F25 15/-	6V6GT 6/8	12Q7GT 6/-	35L6 9/8	CB131 16/-	CB131 16/-	EBF80 7/8	EZ81 5/8	PCF805 15/-	TDD4 3/8	UY85 6/8
6AM3 4/8	6F28 14/-	6X4 4/8	12R7GT 8/-	35W4 4/8	CCH35 16/-	CCH35 16/-	EBF83 9/8	EZ81 5/8	PCF805 15/-	TDD4 3/8	UY85 6/8
6AM6 3/8	6G6 2/8	6X5G 4/8	12S4T 8/-	35Z4 6/8	CL33 20/-	CL33 20/-	EBF89 6/8	EZ81 5/8	PCF805 15/-	TDD4 3/8	UY85 6/8
6AQ5 6/8	6H6 3/8	6X5GT 6/-	12SH7 3/8	35Z4GT 8/8	CY30 12/8	CY30 12/8	EBL1 12/-	EZ81 5/8	PCF805 15/-	TDD4 3/8	UY85 6/8
6AN7G 10/6	6J5M 9/-	7B6 11/8	12SR7 3/8	35Z5 6/8	CY81 8/8	CY81 8/8	EBL21 12/-	EZ81 5/8	PCF805 15/-	TDD4 3/8	UY85 6/8
6AT6 4/9	6J6G 4/-	7B7 7/8	12SK7 4/9	37 6/8	DAF32 7/8	DAF32 7/8	EBL31 27/8	EZ81 5/8	PCF805 15/-	TDD4 3/8	UY85 6/8
6AV6 5/-	6J5GT 5/8	7C5 22/8	12SR7 5/8	42 6/8	DAF91 4/8	DAF91 4/8	EL41 10/8	EZ81 5/8	PCF805 15/-	TDD4 3/8	UY85 6/8
6B4G 20/-	6J6 3/8	7C6 15/-	14H7 9/8	50B5 6/8	DAF96 7/8	DAF96 7/8	EL42 10/8	EZ81 5/8	PCF805 15/-	TDD4 3/8	UY85 6/8
6B8G 2/8	6F28 14/-	7D5 8/8	19AQ5 5/-	50C5 6/8	DC90 10/8	DC90 10/8	EL84 4/9	EZ81 5/8	PCF805 15/-	TDD4 3/8	UY85 6/8
6BR6 5/-	6J7GT 7/8	7E7 9/8	20A1 10/-	50CDG61 8/-	DF38 3/8	DF38 3/8	EL80 6/8	EZ81 5/8	PCF805 15/-	TDD4 3/8	UY85 6/8
6BE16 9/-	6K6GT 5/8	787 13/-	20F2 14/-	50L6GT 8/-	DF70 9/8	DF70 9/8	ECC84 5/8	EZ81 5/8	PCF805 15/-	TDD4 3/8	UY85 6/8
6BJ6 9/-	6K7M 6/8	787 13/-	20L1 20/-	75 9/8	DF91 4/8	DF91 4/8	ECC85 5/8	EZ81 5/8	PCF805 15/-	TDD4 3/8	UY85 6/8
			20P4 20/-	78 5/-	DF92 3/8	DF92 3/8	ECC88 7/8	EZ81 5/8	PCF805 15/-	TDD4 3/8	UY85 6/8

### SPECIAL 24 HOUR SERVICE

### OBSCURE TYPES A SPECIALITY

QUOTATIONS FOR ANY VALVE NOT LISTED

Express postage 9d. per valve.

Ordinary postage 6d. per valve.

C.W.O. No C.O.D.

Complete range of T.V. Tubes available from £4.5.0.

Manufacturers and Export Inquiries Welcome

### Special 24 Hour

### Express Mail

### Order Service

### SETS OF VALVES

DAF91, DF91, DK91, DL92 or DL94 ... 19/- plus postage  
DAF96, DF96, DK96, DL96 ... 27/6 plus postage

### TRANSISTORS

AC127 7/8	OC25 11/-	OC71 4/8	OC81 4/-	OC82D 6/-
AF114 7/-	OC28 18/-	OC72 6/-	OC81D 4/-	OC83 6/-
AF115 7/-	OC36 11/8	OC75 6/-	OC81DM	OC170 7/-
AF116 7/-	OC44 4/8	OC76 8/-		OC171 8/-
AF117 7/-	OC45 4/8	OC77 8/-	OC82	OC200 7/8

SEND S.A.E. FOR LIST OF 2,000 TYPES

component side, should be painted over with one of the special printed circuit board varnishes. This has the effect of insulating the circuits against the dust that invariably seems to collect and that can, in time, affect the working of the circuits.

The semiconductors used have proved to be satisfactory, and whilst it is not unreasonable to suppose that similar semiconductors will work just as well, their use has not been investigated.

It was stated earlier that it is very desirable for the transistors of the d.c. amplifier, Tr1-Tr4, to be in close proximity, even to the extent of being physically bonded together in a common heat sink. This latter condition, quite safe with many transistor encapsulations, is not possible with the 2N2484 transistors used, as the TO-18 case is internally connected to the collector lead. If these cases are physically touching, the circuit will not be damaged (provided "opposite" pairs are involved) but will refuse to work.

It is suggested that one circuit at a time be built, and checked for correct functioning before the other is built and checked. Final calibration can best be carried out when the instrument is fully completed and ready for mounting in the cabinet. Thus, the d.c. amplifier can be built and checked to see that VR1 and VR2 can satisfactorily zero the meter. Ideally, they should zero the meter at the mid-point of their travel, thereby denoting component equality. If means are at hand the hfe of Tr1 and Tr4 also Tr2 and Tr3 should be equal. If zero cannot be obtained by adjustment of VR1 and VR2, the transistors if not accurately matched could be changed about. Alternatively, the values of R11 R12 and R17 R18 or R15 R14 could be altered in value. Once this is achieved, then attention can be directed to the construction of the a.c. meter.

## Test and Calibration

The a.c. meter can be roughly checked by replacing the secondary attenuator resistors by a 1kΩ

fixed resistor, as the f.e.t. must not be operated without a source load. "Tickling" the input with a screwdriver will, in the absence of a more refined signal, denote operation of the circuit. A steady reading on the meter will denote either, or both, a noisy transistor or hum pickup.

For final calibration, an accurate a.c. and d.c. meter will be required, as well as an a.f. signal generator having a level output between 50Hz and 10kHz. Briefly, the procedure for voltage calibration is to feed in a known a.c. or d.c. voltage and adjust VR3 or VR4 as necessary to give the requisite voltage reading on the meter.

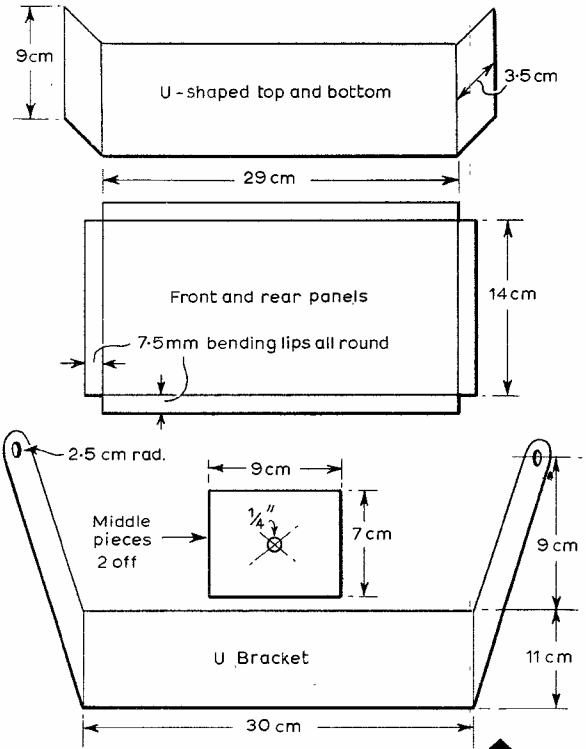
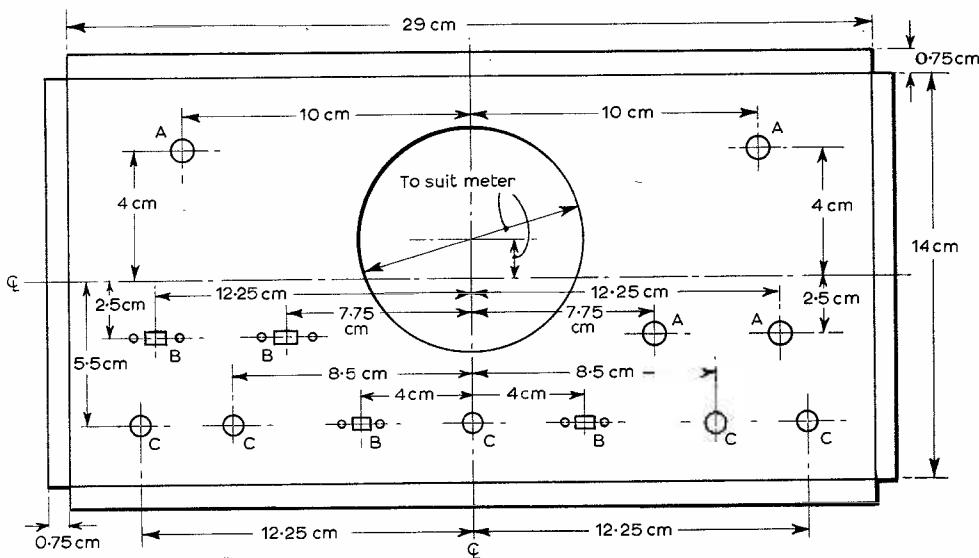


Fig. 7: Cabinet and "U" bracket dimensions. It is recommended that all metal work is carried out in 20 s.w.g. material. The "U" bracket however, should be in 10 s.w.g. if possible.



- A Holes 0.86 cm ( $\frac{3}{8}$ " )
- B Holes to suit switches
- C Holes to suit terminals

Fig. 8: The instrument front panel fabricated in 20 s.w.g. material, preferably aluminium. The cut-out for the meter will depend upon the size of unit used.

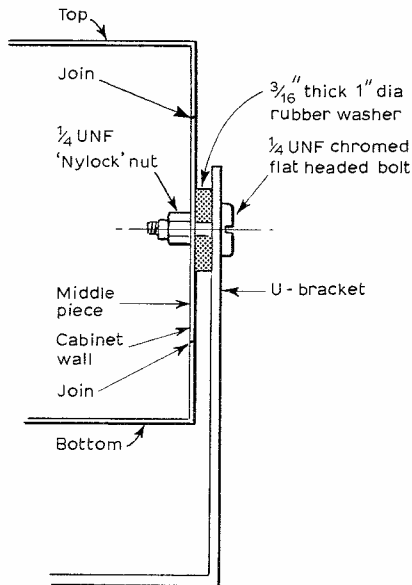
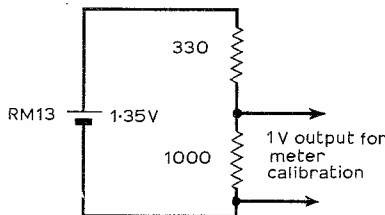


Fig. 9: Showing method of "suspending" the metal cabinet in the "U" bracket. The use of a form of lock nut for the mounting bolts is essential.

Fig. 10: Suggested circuit for calibration of the d.c. amplifier using a mercury cell.




For owners of a CdS exposure meter, or of a camera incorporating one, a very convenient and accurate way is illustrated in Fig. 10. In this method, an RM13 or similar 1.35V mercury cell is used. The 330Ω resistor drops the 0.35V leaving 1V across the 1kΩ resistor. The d.c. meter is set to 1V f.s.d. and is connected across the 1kΩ resistor and VR3 is set for f.s.d. If close tolerance resistors are used for the other ranges, these will automatically be correct.

The a.c. meter requires the use of an accurate a.f. signal generator having an output constant between some 50Hz and 10kHz minimum, higher if possible. The output is fed into the a.c. meter amplifier and VR4 is adjusted to give an appropriate reading on the meter at 50Hz. In order to set TC1, the frequency is next increased to at least 10kHz and TC1 is adjusted so that the meter reading at 10kHz is the same as that obtained at 50Hz. The reading will be higher than the 50Hz reading if the capacity of TC1 is excessive, lower if the capacity is insufficient. Only when the time constant of TC1 × R21 is equal to the time constant of R22 × C1 plus strays will the two readings be equal. In order to ensure accuracy, the higher frequency should be at least 20 times the lower frequency, and the audio generator output *must* be constant over the frequency range. In order to ensure absolute accuracy, the strays (capacitance) imposed by the enclosure of the circuit within the cabinet must be checked when the front panel is screwed into the cabinet. These usually cause the high frequency response to drop slightly, necessitating an increase in TC1. Accurate setting of TC1 will ensure a response extending well into the multiple kilohertz region. ■

## NEXT MONTH IN P.W.


### CO2 VHF RECEIVER

This article describes the construction of an all transistor super-regenerative receiver; using a f.e.t. in the front end. Designed to cover the 2 metre amateur band, it can however, be easily adapted to cover v.h.f. aircraft band.



### THE MINI-TWO

Build this miniature radio covering the m.w. band, measures only 2 $\frac{3}{8}$  x 1 $\frac{5}{8}$  x  $\frac{3}{4}$ in., and uses readily available and inexpensive components. Driving a crystal earpiece with excellent volume, the Mini-Two uses two silicon transistors in a very stable circuit.



PLUS OTHER CONSTRUCTIONAL PROJECTS AND REGULAR FEATURES

# PRACTICAL WIRELESS

All in the SEPTEMBER issue  
on sale August 8th

**ORDER YOUR COPY NOW!**

# NEW PRICES ON NEW COMPONENTS

## ELECTROLYTIC CAPACITORS (Mullard). -10% to + 50%.

Working Voltage (V)—Capacitance (μF)				Price		Pack Prices			
4V	6.4V	10V	16V	40V	64V	each	10 off	25 off	100 off
8	6.4	4	2.5	1	0.64	1/4	12/4	26/6	89/6
32	25	16	10	4	2.5	1/2	10/6	23/-	80/3
64	50	32	20	8	5	1/2	10/4	22/6	77/9
125	100	64	40	16	10	1/-	8/9	18/9	63/6
250	200	125	80	32	20	1/1	9/6	20/9	70/9
400	320	200	125	50	32	1/2	10/4	22/6	77/9
800	640	400	250	100	64	1/6	13/4	29/6	102/9
1250	1000	640	400	250	100	2/-	18/10	37/9	134/4
2000	1600	1000	640	400	250	2/6	22/3	44/3	165/6
3200	2500	1600	1000	640	400	3/-	26/9	59/-	204/3
				800	500	5/3	46/6	101/-	343/9
				1250	800	6/6	57/6	125/4	427/-
				2000	1250	8/-	71/4	157/-	541/8
				4000	2500	12/6	91/6	194/9	843/9
				6400	4000	15/-	133/4	291/8	1000/-

## RESISTORS

High stability, carbon film, low noise. Capless construction, molecular termination bonding.

Dimensions (mm.): Body: 1/8W; 8 x 2.8  
1/4W; 10 x 4.3

Leads: 35

10% ranges; 10 Ohms to 10 Megohms (E12 Renard Series).

5% ranges; 4.7 Ohms to 1 Megohm (E24 Renard Series).

Prices—per Ohmic value.

1/8W	10%	each	10 off	25 off	100 off
1/8W	5%	2d.	1/6	3/3	10/4
1/4W	5%	2 1/2d.	1/9	3/8	11/8
1/4W	10%	2 1/2d.	1/9	3/8	11/7
1/4W	5%	3d.	2/-	4/-	12/10

## CAPACITORS

Subminiature Polyester film, Modular for P.C. mounting. Hard epoxy resin encapsulation. Radial leads.

±10% tolerance. 100 Volt Working.

Prices—per Capacitance value (μF)

0.001, 0.002, 0.005,	each	10 off	25 off	100 off
0.01, 0.02	6d.	4/3	8/4	30/-
0.05	8d.	6/-	12/6	41/8
0.1	10d.	7/1	15/6	51/-
0.2	1/2	10/-	20/10	68/6
0.5	2/-	17/6	37/6	125/-

Polystyrene film, Tubular, Axial leads. Unencapsulated. ±5% or ±1pF tolerance. 160 Volt Working.

Prices—per Capacitance value (μF)

10, 12, 15, 18, 22, 27, 33,	each	10 off	25 off	100 off
39, 47, 56, 68, 82, 100, 120,	5d.	3/7	7/9	24/-
180, 220, 270, 330, 390	5d.	3/7	7/9	24/-
470, 560, 680, 820, 1,000,	6d.	4/-	8/8	26/8
1,500	7d.	5/-	10/10	33/4
2,200, 3,300, 4,700, 5,600	7d.	5/-	10/10	33/4
6,800, 8,200, 10,000, 15,000	8d.	6/-	13/-	40/-
22,000	9d.	6/9	18/-	45/4

## POTENTIOMETERS (Carbon)

Miniature, fully enclosed, rear tags, carbon brush wiper. Long life, low noise.

Body dia., 1/8 in. Spindle, 1/16 in. 1/8W at 70°C. ±20% below 1/4M, ±30% below 1/2M. Lin. 100 ohms to 10 Megohms. Log. 5 Kohms to 5 Megohms.

Prices—per ohmic value

each	10 off	25 off	100 off
2/-	18/4	41/8	150/-

## GANGED STEREO POTENTIOMETERS (Carbon)

1/8W at 70°C. Long Spindle.

Logarithmic and Linear: 5k+5k to 1M+1M.

Prices—per ohmic value

each	10 off	25 off	100 off
8/-	70/-	162/6	575/-

## SKELETON PRE-SET POTENTIOMETERS (Carbon)

High quality pre-sets suitable for printed circuit boards of 0.1 in. P.C.M.

100 ohms to 5 Megohms (Linear only). Miniature: 0.3W at 70°C. ±20% below 1/4M, ±30% above 1/4M. Horizontal (0.7 in. x 0.4 in. P.C.M.) or Vertical (0.4 in. x 0.2 in. P.C.M.). Subminiature: 0.1W at 70°C. ±20% below 2.5M, ±30% above.

each	10 off	25 off	100 off
1/-	8/9	18/9	66/8
10d.	7/1	14/7	46/8

## POLYESTER CAPACITORS (Mullard)

Tubular, 10%, 160V: 0.01, 0.015, 0.022μF, 7d. 0.033, 0.047μF, 8d. 0.068, 0.1μF, 9d. 0.15μF, 11d. 0.22μF, 1/-, 0.33μF, 1/3. 0.47μF, 1/6. 0.68μF, 2/3. 1μF, 2/8.

400V: 1,000, 1,500, 2,200, 3,300, 4,700pF, 6d. 6,800pF, 0.01, 0.015, 0.022μF, 7d. 0.033μF, 8d. 0.047μF, 9d. 0.068, 0.1μF, 11d. 0.15μF, 1/2. 0.22μF, 1/6. 0.33μF, 2/3. 0.47μF, 2/8.

Modular, metalised, P.C. mounting, 20%, 250V: 0.01, 0.015, 0.022μF, 7d. 0.033, 0.047μF, 8d. 0.068, 0.1μF, 9d. 0.15μF, 11d. 0.22μF, 1/-, 0.33μF, 1/5. 0.47μF, 1/8. 0.68μF, 2/3. 1μF, 2/9.

## JACK PLUGS

1/8 in. Type P1. Standard. Screened. Heavily chromed.

1/8 in. Type SE/P1. Side-entry version of Type P1.

1/8 in. Type P2. Standard. Unscreened. Unbreakable moulded cover.

1/8 in. Type P3. Tip-Ring-Sleeve Stereo version of Type P1.

1/8 in. Type P4. Tip-Ring-Sleeve Stereo version of Type P2.

3.5mm. Type P5. Standard. Screened. Aluminium cover.

3.5mm. Type P6. Standard. Unscreened. Unbreakable moulded cover.

Prices	each	10 off	25 off	100 off
P1	3/-	26/8	62/6	233/4
SE/P1	3/6	30/10	66/8	280/-
P2	2/6	23/4	54/2	200/-
P3	6/6	60/-	137/6	500/-
P4	6/2	59/6	127/6	455/-
P5	2/2	19/2	43/9	158/4
P6	1/8	15/-	33/4	116/8

## JACK SOCKETS

1/8 in. Type S3. Stereo version for use with P3 or P4 plugs.

1/8 in. Type S5. Standard. Moulded body. Chrome insert.

3.5mm. Type S6. Standard. Moulded body. Chrome insert.

Available with make or break contacts on Tip, Ring and Sleeve.

Prices	each	10 off	25 off	100 off
S3	3/3	30/-	68/9	250/-
S5	2/9	25/-	56/8	216/8
S6	1/6	13/4	33/4	100/-

SEMICONDUCTORS: OA5, OA81, 1/9. OC44, OC45, OC71, OC81, OC81D, OC82D, 2/-, OC70, OC72, 2/3. AC107, OC75, OC170, OC171, 2/6. AF115, AF116, AF117, ACY19, ACY21, 3/3. OC140, 4/3. OC200, 5/-, OC139, 5/3. OC25, 7/-, OC35, 8/-, OC23, OC28, 8/3.

SILICON RECTIFIERS: (0.5A). 170 P.I.V., 2/9. 400 P.I.V., 3/-, 800 P.I.V., 3/3. 1250 P.I.V., 3/9. 1500 P.I.V., 4/-, (0.75A); 800 P.I.V., 3/3. (6A); 200 P.I.V., 3/-, 400 P.I.V., 4/-, 600 P.I.V., 5/-, 800 P.I.V., 6/-.

THYRISTORS (5A): 100 P.I.V., 8/-, 200 P.I.V., 10/-, 400 P.I.V., 15/-.

SWITCHES (Chrome finish, Silver contacts): 3A 250V, 6A 125V. Push Buttons: Push-on or Push-off, 5/-. Toggle Switches: SP/ST, 3/6. SP/DT, 3/9. SP/DT (with centre position) 4/-, DP/ST, 4/6. DP/DT, 5/-.

## PRINTED CIRCUIT BOARD (Vero).

0.15 in. Matrix: 3 1/2 in. x 2 1/2 in., 3/3. 5 1/2 in. x 2 1/2 in., 3/11. 3 1/2 in. x 3 1/2 in., 3/11. 5 in. x 3 1/2 in., 5/6.

0.1 in. Matrix: 3 1/2 in. x 2 1/2 in., 4/-, 5 in. x 2 1/2 in., 4/6. 3 1/2 in. x 3 1/2 in., 4/6. 5 in. x 3 1/2 in., 5/3.

SEND S.A.E. FOR 1969 CATALOGUE

## DUXFORD ELECTRONICS (PW)

97/97A MILL ROAD, CAMBRIDGE

Telephone: CAMBRIDGE (0223) 63687

(Visit us—at our new Mail Order, Wholesale and Retail Premises)

MINIMUM ORDER VALUE 5/-

C.W.O. Post and Packing 1/6

# BI-PAK SEMICONDUCTORS

500 CHESHAM HOUSE,  
150 REGENT ST., LONDON, W.1.

## KING OF THE PAKS SUPER PAKS

Unequaled Value & Quality  
BI-PAK NEW—UNTESTED  
SEMICONDUCTORS

Satisfaction GUARANTEED in Every Pak, or money back.

PAK NO.	Description	Price
U1	120 Glass Sub-min. General Purpose Germanium Diodes	10/-
U2	60 Mixed Germanium Transistors AF/RF	10/-
U3	75 Germanium Gold Bonded Diodes sim. OA5, OA47	10/-
U4	40 Germanium Transistors like OC81, AC128	10/-
U5	60 200mA Sub-min. Sil. Diodes	10/-
U6	40 Silicon Planar Transistors NPN sim. BSY95A, 2N706	10/-
U7	16 Silicon Rectifiers Top-Hat 750mA up to 1000V	10/-
U8	50 Sil. Planar Diodes 250mA OA/200/202	10/-
U9	20 Mixed Volts 1 Watt Zener Diodes	10/-
U11	30 PNP Silicon Planar Transistors TO-5 sim. 2N1132	10/-
U12	12 Silicon Rectifiers EPONY BY126/127	10/-
U13	30 PNP-NPN Sil. Transistors OC200 & 2S104	10/-
U14	150 Mixed Silicon and Germanium Diodes	10/-
U15	30 NPN Silicon Planar Transistors TO-5 sim. 2N697	10/-
U16	10 3-Amp Silicon Rectifiers Stud Type up to 1000 PIV	10/-
U17	30 Germanium PNP AF Transistors TC-5 like ACY 17-22	10/-
U18	8 6-Amp Silicon Rectifiers BY213 Type up to 600 PIV	10/-
U19	30 Silicon NPN Transistors like BC108	10/-
U20	12 1.5 Amp Silicon Rectifiers Top Hat up to 1000 PIV	10/-
U21	30 A.F. Germanium alloy Transistors 2G300 Series & OC71	10/-
U22	10 1-Amp Glass Min. Silicon Rectifiers High Volts	10/-
U23	30 Madt's like MAT Series PNP Transistors	10/-
U24	20 Germanium 1-Amp Rectifiers GJM up to 300 PIV	10/-
U25	25 800 Mc/s NPN Silicon Transistors 2N708, BSY27	10/-
U26	30 Fast Switching Silicon Diodes like 1N914 Micro-min	10/-
U28	Experimenters' Assortment of Integrated Circuits, untested. Gates, Flip-Flops, Registers, etc. 8 Assorted Pieces	20/-
U29	10 1 Amp SCR's TO-5 can up to 600 PIV CR51/25-600	20/-
U30	15 Plastic Silicon Planar trans. NPN 2N2924-2N2926	10/-
U31	20 Sil. Planar NPN trans. low noise 2N3707	10/-
U32	25 Zener diodes 400mW DO-7 case mixed Vlts. 3-18	10/-
U33	15 Plastic case 1 Amp silicon rectifiers W4000 series	10/-

Code Nos. mentioned above are given as a guide to the type of device in the Pak. The devices themselves are normally unmarked

### FULLY TESTED

AC107	3/6
AC126-7-8	2/6
AF118-117	3/6
AF139	10/-
AL102	15/-
BC107-8-9	5/-
BFY60-51-52	7/6
BSY28-7	3/6
BSY28-9	3/6
BSY95-95A	4/6
OC22-25	5/-
OC26-35	5/-
OC28-29	7/6
OC44-45	1/6
OC71-81	1/6
OC72-75	2/6
OC81D-82D	2/3
OC82	2/6
OC140	5/-
OC170	2/6
OC171	3/6
OC201	7/6
ORP12-60	8/6
OC571	3/6
OA5-10	1/9
OA57	2/-
OA70	1/3
OA79	1/9
OA81-85	1/6
OA91	1/3
OA95	1/9
OA900	3/-
OA999	8/6
2N695-7	5/-
2N706	3/6
2N708	5/-
2N2160	15/-
2N2846	15/-
2N2712	5/6
2N2926	2/6
MAT100-101	3/6
MAT120-121	3/-
ST140	3/-
BT141	4/-

### SIL. RECTS TESTED

PIV	750mA	3A	10A	30A
50	1/-	2/9	4/3	9/6
100	1/3	3/3	4/6	15/-
200	1/9	4/-	4/9	20/-
300	2/3	4/6	6/6	22/-
400	3/6	5/6	7/6	25/-
500	2/-	6/-	8/6	30/-
600	3/3	6/9	9/-	37/-
800	3/6	7/6	11/-	40/-
1000	5/-	9/3	12/6	50/-
1200	6/6	11/6	15/-	

### TESTED SCR's

PIV	1 AMP	7A	16A	30A
25	—	7/6	—	30/-
50	7/6	8/6	10/6	35/-
100	8/6	10/-	15/-	45/-
200	12/6	15/-	20/-	55/-
300	15/-	20/-	25/-	65/-
400	17/6	25/-	35/-	80/-
500	30/-	40/-	45/-	95/-
600	—	40/-	50/-	—

### PRINTED CIRCUITS

**EX-COMPUTER**  
Packed with semiconductor and components, 10 boards give a guaranteed 30 trans and 30 diodes. Our price 10 boards 10/- Plus 2/- P. & P.

### UNIJUNCTION

UT46	Eqvt. 2N2946	7/6
	Eqvt. T1843	

### FET's

2N3819	10/-
2N3820	25/-
MPP105	8/-

AD181-182 NPN-FNP  
Comp. Pair 18/6 pr.

28034 ..... 15/- ea.

### TRANSISTOR EQUIVALENT BOOK

52 pages of Cross References for transistors and diodes, types include British, European, American and Japanese. Specially imported by BI-PAK 10/- each.

**PLEASE NOTE**—To Avoid any further Increased Postal Charges to our Customers and enable us to keep our "By Return Postal Service" which is second to none, we have re-organized and streamlined our Despatch Order Department and we now request you to send all your orders together with your remittance. Direct to our Warehouse and Despatch Department, postal address—BI-PAK SEMICONDUCTORS, Despatch Dept., P.O. BOX 6, WARE, HERTS. Postage and Packing Still 1/- per order. Minimum Order 10/-.

### INTEGRATED CIRCUITS


I.C. Operational Amplifier with zener output.

Type 701C. Ideal for P.E. projects. 8 Lead TO-5 case. Full Data. Our Price 12/6 each. 5 off 11/- each. Large qty prices quoted for Fairchild Epoxy TO-5 8 Lead. I.C.

uL900 Buffer	10/6
uL914 Dual Gate	10/6
uL925 J.K. Flip-Flop	14/-
I.C. Data Circuits etc.	1/6
Mullard I.C. Amplifiers	
TAA243 ORP. AMP.	70/-
TAA263 Mini AF AMP	18/6
TAA293 G.P. Amp	26/-
RCA CA3020	30/-

## Announcing The VHF/UHF Manual

by George Jessop, G6JP




If you have any interest in the frequencies above 30 MHz then you need this book. It is the first complete manual for the metre and decimetre bands ever published outside of North America. It is probably the most comprehensive work of its kind ever produced, ranging from advanced material to simple circuits for the rank beginner to VHF. Illustrated with over 600 drawings.

Like all of RSGB's technical books, it is British produced and thus all parts are available in this country. An attractive layout and clear style make the VHF/UHF Manual equally suitable for construction or just reading.

21/- over the counter or 22/6 by post from:—

**R S G B Publications**  
35 DOUGHTY STREET, LONDON, WC1



**Fabulous Value**

**Fantastic Bargain Offer**

**STEREOPHONIC KUBA "ROYAL" RADIOGRAM**  
This radiogram chassis is offered complete with carefully matched loudspeaker system, two 10in. speakers, two 4in. Cone Tweeters and latest BSR UA70 Mono/Stereo record changer—a complete quality stereophonic radiogram at half normal price.  
4 wavebands—AM/FM—8 piano keys control. 8 watt push-pull output per channel—frequency response 30-20,000 cycles. EASY TO INSTALL. NO TECHNICAL KNOWLEDGE REQUIRED  
ONLY £79.19.6.  
H.P. terms available. Deposit £26.13.2 and 24 monthly payments of 55/7 (total H.P. £98.7.3). Send £27.10.8 today or write for free leaflet.

**KUBA "IMPERIAL 666" STEREOPHONIC HI-FI RADIOGRAM CHASSIS**—complete with two 10in. x 6in. speakers and the latest BSR Mono/Stereo record changer—a complete radiogram at half normal price. 4 Waveband AM/FM chassis with the very latest printed circuitry—7 push button control, 12 watts total output. Provision for stereo decoder. Only 49 1/2 Gas. plus P. & P. 17/6. EASILY FITTED. NO TECHNICAL KNOWLEDGE NECESSARY. H.P. available £17.6.6 deposit plus 24 monthly payments 36/2 (total H.P. £90.14.0). Send £18.4.0 today.

**CALLERS WELCOME**

**POST THIS COUPON NOW!**

PLEASE SEND ME FREE DETAILS OF YOUR RANGE

Name .....

Address .....

**LEWIS radio**

100 CHASE SIDE, SOUTHGATE, Dept. P889A, LONDON, N14  
TELEPHONE 01-836 3783/9868



# LETTERS

The Editor does not necessarily endorse the views expressed by correspondents.

## HI-O!

Allowing that Mr. Floyd is entitled to his viewpoint, I feel that the letter in May's P.W. was rather harsh in its sweeping criticism. As one who works almost entirely with f.e.t.s and m.o.s f.e.t.s and am designing an "All-Band" "Phase-Locked" Receiver, I think my IQ is of an average level; but so far have not been upset by the content of either P.W. or P.E. which I have taken for years.

Of course many articles are "simple" and descriptive, but many are of a reasonably advanced nature as well. This is how it should be in a magazine catering to such a wide gap between newcomers and the more experienced readers. As for being too descriptive, even the advanced reader who often tries a dozen or more projects each month—simple and otherwise—can save time by broadly following the basic layout as illustrated in the articles, instead of starting from the circuit alone.

If articles and projects of an advanced nature are wanted, there are many "specialist" magazines published which contain them. I personally take 10 radio magazines each month but still find PRACTICAL WIRELESS a good "three-bob's worth."—M. J. Shepherd (Essex).

\* \* \*

In reply to M. Floyd's letter I would like to say that the so called "spoon-feeding" of readers is quite often just.

I am quite keen on radio but as yet I have not indulged in it enough to fully understand the full principles of it, and I find the description in many articles very useful.

I would suggest that either M. Floyd realises that there are people like me who benefit from "spoon-feeding" or he tries to do better and make a success of it.—P. Yates (Staffs.).

\* \* \*

In reply to M. Floyd on the subject of articles published in P.W. and P.E. all I can say is that if he does not like the articles which are printed then he does not have to buy the books.

I think myself that most of the articles printed are varied and suit all tastes. After all there are not

many monthly radio magazines on sale so you really have to cater for beginners as well as those who can undertake more ambitious projects.

As to spoon-feeding the readers I agree to a slight degree that there is quite a bit of emphasis on the way projects are constructed, but to those who don't want to build up a project using the construction details they can use the construction details as a guide line and proceed from these — S. R. Cole. (Birmingham).

## Write your own

As a reply to Mr. Floyd's letter, I regard his attitude as one of entire selfishness. I am sure that there are many other people like myself who prefer plodding along to streaking straight to the uttermost limits of radio success, which Mr. Floyd seems to have evidently accomplished.

Although a novice I have had some success in transistors and still prefer PRACTICAL WIRELESS and *Practical Electronics* in their old and well loved forms. There seems to be plenty to suit all tastes at the moment; and if Mr. Floyd thinks it is not intellectual enough he should consider one of the main purposes of such magazines, which, surely is to encourage more people to join in the hobby. If the magazines were to become more intellectual no raw novice or anyone with just a casual interest would be able to understand a word. I suggest that he either designs his own circuits, or, even writes his own magazine! — R. Heeley (14) (Sheffield).

## Doo wot?

Dere Sur,

I bet that that Mister Floyd of Barks iss two lazi too mak issself a whyless set. Yores trooly, A Barkshire Moron.

[And on that point we must close the correspondence on this subject—Editor.]

## Heat treatment

In the April issue of PRACTICAL WIRELESS, Mr. P. Hamley writes of the heat treatment of silver steel. He says that the easiest way of tempering is to heat away from the cutting edge until the straw colour

reaches this edge. This is very easy with, say, sections over  $\frac{1}{2}$  in. dia., but on sections of say  $\frac{1}{4}$  in. dia. or less, e.g. for small pin punches, the colours will run too fast for the man with little or no experience; to see. I find that if the punch is placed on a steel plate, which is then heated, the conductance between the two is limited, and the tempering colours will easily be seen, as they will run slowly.

This method also applies to larger sections when heating over a coal fire.

This method was shown to me by a very experienced blacksmith during my apprenticeship.—P. G. Howson (Preston, Lancashire).

## Pleasing to the eye

Recently I have been experimenting with various materials from this point of view. Many materials have come to my attention, and these following notes may, I hope, prove useful to others.

Perspex can be shaped somewhat more easily than aluminium, although it is best to drill it at a fairly low speed. Various finishes can be applied, polished, satin, or an effect something like milled metal can be obtained by rubbing in small circles with a very fine emery paper. An added advantage is that it is semi-transparent, and therefore pilot lights, etc. need not be mounted through the material.

Leather cases can be obtained very cheaply from ex-govt. sources and are usually in good condition. Many of these are sufficiently rigid not to need any additional stiffening, although with some a light framework may be advisable to support component boards, etc.

Plywood makes strong rigid boxes, as long as the corners are reinforced, and looks extremely good if sanded and coated with polyurethane, or painted with "hammer" finish paints, providing the surface is sealed with a mid-grey undercoat.

Aluminium foil can be stuck on the inside of all these to provide r.f. screening, and in the case of Perspex, also enhances the colour of the material.

Amateur radio has suffered too long from the "Tony Hancock" image, let's make a start on changing it with brighter cases.—C. Warwick (Birmingham, 16).

# pulse circuits in operation

I. J. KAMPEL

## PART 3: THE MONOSTABLE FAMILY

IN the past two articles on the subject of pulse circuits, saturation switching and various forms of multivibrator have been discussed. We shall now discuss the monostable family of circuits, which, although closely related to the multivibrator family, are at the same time distinctly different.

The multivibrator oscillates between its two quasi-stable states without any external stimuli, whereas the monostable requires external influence to change states. It has one stable state and one quasi-stable state, and with no external stimuli will continue to rest in the stable state. Upon the application of a pulse of the right sense, the circuit will "flip" into its quasi-stable state for a pre-determined period of time, to then "flop" back into its stable state. Hence the monostable is often referred to as the *flip-flop*.

The input pulse must be long enough for the circuit to switch, but once removed, the circuit will not return to the stable state until the programmed time period has elapsed. Uses of the flip-flop are in pulse shaping—a trigger pulse of any shape will deliver a square-wave output pulse; pulse amplification—a small pulse will give maximum output pulse; and as a delay—if a following circuit is triggered from the rear edge of the output pulse. The flip-flop can be useful also as a buffer trigger stage—where an input pulse is not long enough to trigger a following circuit, the flip-flop will provide the longer pulse for the shorter input pulse. The flip-flop can act as a reset in this mode, where a short trigger must cause a longer reset action, or the flip-flop may simply be used to provide an indication of long time duration upon application of a rapid triggering pulse.

The multivibrator, or astable circuit, may be made monostable by replacing one of the capacitive couplings by a resistive coupling, and this is shown in Fig. 3.1 if C2 is ignored for the moment. It will be seen that

resistor R3 provides base bias for Tr2 as long as Tr1 is in the OFF state, since then the top end of this bias resistor will be at line potential,  $+V_{cc}$ . In the stable state, however, Tr1 is on, and since it is driven into saturation,  $V_{C1} = V_{CEsat} \approx 0.1V$ . There is thus not enough voltage to allow Tr2 to switch on and this transistor remains off. R1 programmes sufficient base current in Tr1 to ensure that this transistor is normally in saturation, and with  $V_{B1} \approx 0.7V$ , the normal  $V_{BE}$ , and  $V_{C2} = V_{cc}$ , capacitor C1 charges to line potential ( $-V_{BE1}$ ).

To switch off Tr1, since this transistor is in saturation, sufficient triggering current must be made available to remove the stored charge in the base region, and the coupling capacitor C3 must be large enough to ensure this, while the trigger pulse must be longer than the switching time. When a negative pulse is applied to Tr1 base, Tr1 is cut off, its collector rising to line potential, thus turning on Tr2 as base bias is now provided through resistor R3. C2 is in fact a speed-up capacitor, and provides additional current during switching to drive Tr2 hard into saturation, this current reducing after the initial transient until, with C2 charged, only the current provided by R3 flows through Tr2 base, this being  $I_{B2sat(min)}$  to reduce power dissipation. The subject of speed-up capacitors was dealt with in Part One of this series.

When Tr2 switches on,  $V_{C2}$  drops to the level  $V_{CEsat}$ , i.e., nearly ground potential, and with C1 charged to approximately  $V_{cc}$  volts, Tr1 base is taken down to  $-V_{cc}$  volts. When the input pulse which drove Tr2 base slightly negative is removed, C1 keeps the base negative. This capacitor charge will gradually decay, however, just as in the case of the multivibrator, and in fact C1 now tries to charge in the reverse polarity up to the line voltage through R1. Eventually, when Tr1 base has gone from its negative bias to about  $+0.7V$ , Tr1 switches on again, the falling collector potential cuts off the base bias to Tr2, and the circuit then goes back to its stable state until another trigger pulse disturbs it.

The characteristics of output B in this circuit are similar to those discussed in the case of the multivibrator, and there is the same limitation in line voltage. That is to say a slow rising edge will be seen at output B, and since Tr1 base is taken to the potential of the line voltage in the negative direction,  $V_{cc}$  should not exceed the maximum reverse bias rating of the emitter-base of the transistor used for Tr1. It is pointed out that Tr2 base will not go to this negative potential without capacitor C2, but with C2, when Tr2 is cut off, the speed-up capacitor can cause Tr2 base to be taken negatively beyond earth potential which, incidentally, also helps the turn-off time. For low frequency operation this enables a saving in components as will be seen later. For the cir-

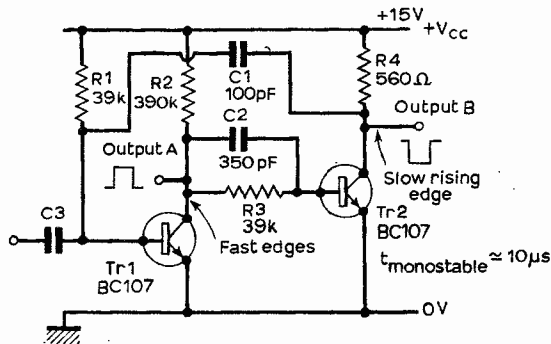


Fig. 3.1: Simplest monostable with single supply.

# BENTLEY ACOUSTIC CORPORATION LTD.

Suppliers to H.M. Government

38 CHALCOT ROAD, LONDON, N.W.1

Telephone 01-722-9090

EXPRESS POSTAL SERVICE. SAME DAY DESPATCH BY FIRST CLASS MAIL.

All goods are offered subject to the standard three month guarantee.

0A2 5/9	6F1 8/9	12A07 4/6	90C1 16/-	DY87 5/9	EL37 17/8	N379 6/8	THAB 10/-	VU11 7/8	ASY27 8/8	0A9 2/6
0B2 6/9	6F6G 4/-	12AV6 5/6	150B2 14/8	E047 24/-	EL41 9/8	N389 12/-	TH23 7/-	VU120 12/-	ASY28 6/8	0A47 2/-
0Z4 4/8	6F6M 12/6	12AV7 3/-	150C2 5/9	E03F 24/-	EL42 9/8	N709 4/6	TP22 5/-	VU120A18/-	ASY29 10/-	0A70 3/-
1A3 4/8	6F12 3/8	12AX7 4/6	301 20/9	E08CC 18/-	EL51 9/8	PG1 9/6	TP25 5/-	VU133 7/-	B118 10/10	0A73 3/-
1A5 5/6	6F13 9/8	12BA6 6/9	303 15/-	E180F 17/8	EL58 9/8	PABC80 7/8	TP2820 8/9	W42 10/6	B119 2/8	0A79 1/9
1A7GT 7/6	6F15 7/6	12BBE 5/9	305 16/6	E180F 17/8	EL58 9/8	PC86 9/6	W63 10/6	W73 5/9	B120 3/8	0A81 1/9
1C1 5/6	6F18 7/6	12BBE 5/9	305 16/6	E180F 17/8	EL58 9/8	PC88 9/6	W73 5/9	W77 2/6	B121 3/8	0A85 1/6
1C2 7/9	6F23 13/8	12B7 8/-	306 13/-	E180F 17/8	EL58 9/8	PC89 8/6	W77 2/6	W81M 6/-	B122 3/8	0A86 4/6
1C3 7/9	6F24 11/9	12E1 17/-	307 11/9	E180F 17/8	EL58 9/8	PC90 8/6	W81M 6/-	W101 26/2	B123 3/8	0A90 2/6
1C5 4/9	6F25 11/8	12E2 17/-	308 11/9	E180F 17/8	EL58 9/8	PC91 8/6	W101 26/2	W107 7/-	B124 3/8	0A91 1/9
1D5 6/9	6F26 11/8	12E3 17/-	309 16/6	E180F 17/8	EL58 9/8	PC92 8/6	W107 7/-	W229 8/9	B125 3/8	0A92 1/9
1D6 6/9	6F27 11/8	12E4 17/-	310 16/6	E180F 17/8	EL58 9/8	PC93 8/6	W229 8/9	X24 10/6	B126 3/8	0A93 1/9
1FD1 6/9	6F28 11/8	12E5 17/-	311 16/6	E180F 17/8	EL58 9/8	PC94 8/6	X24 10/6	X24 10/6	B127 3/8	0A94 1/9
1FD9 3/9	6F29 11/8	12E6 17/-	312 16/6	E180F 17/8	EL58 9/8	PC95 8/6	X24 10/6	X24 10/6	B128 3/8	0A95 1/9
1G6 6/9	6F30 11/8	12E7 17/-	313 16/6	E180F 17/8	EL58 9/8	PC96 8/6	X24 10/6	X24 10/6	B129 3/8	0A96 1/9
1H9GT 7/6	6F31 11/8	12E8 17/-	314 16/6	E180F 17/8	EL58 9/8	PC97 8/6	X24 10/6	X24 10/6	B130 3/8	0A97 1/9
1L4 4/6	6F32 11/8	12E9 17/-	315 16/6	E180F 17/8	EL58 9/8	PC98 8/6	X24 10/6	X24 10/6	B131 3/8	0A98 1/9
1LD5 5/6	6F33 11/8	12E10 17/-	316 16/6	E180F 17/8	EL58 9/8	PC99 8/6	X24 10/6	X24 10/6	B132 3/8	0A99 1/9
1LN5 5/6	6F34 11/8	12E11 17/-	317 16/6	E180F 17/8	EL58 9/8	PC100 8/6	X24 10/6	X24 10/6	B133 3/8	0A100 1/9
1N5GT 7/6	6F35 11/8	12E12 17/-	318 16/6	E180F 17/8	EL58 9/8	PC101 8/6	X24 10/6	X24 10/6	B134 3/8	0A101 1/9
1P1 7/9	6F36 11/8	12E13 17/-	319 16/6	E180F 17/8	EL58 9/8	PC102 8/6	X24 10/6	X24 10/6	B135 3/8	0A102 1/9
1P10 4/9	6F37 11/8	12E14 17/-	320 16/6	E180F 17/8	EL58 9/8	PC103 8/6	X24 10/6	X24 10/6	B136 3/8	0A103 1/9
1P11 4/9	6F38 11/8	12E15 17/-	321 16/6	E180F 17/8	EL58 9/8	PC104 8/6	X24 10/6	X24 10/6	B137 3/8	0A104 1/9
1P15 5/6	6F39 11/8	12E16 17/-	322 16/6	E180F 17/8	EL58 9/8	PC105 8/6	X24 10/6	X24 10/6	B138 3/8	0A105 1/9
1P16 4/9	6F40 11/8	12E17 17/-	323 16/6	E180F 17/8	EL58 9/8	PC106 8/6	X24 10/6	X24 10/6	B139 3/8	0A106 1/9
1P17 4/9	6F41 11/8	12E18 17/-	324 16/6	E180F 17/8	EL58 9/8	PC107 8/6	X24 10/6	X24 10/6	B140 3/8	0A107 1/9
1P18 4/9	6F42 11/8	12E19 17/-	325 16/6	E180F 17/8	EL58 9/8	PC108 8/6	X24 10/6	X24 10/6	B141 3/8	0A108 1/9
1P19 4/9	6F43 11/8	12E20 17/-	326 16/6	E180F 17/8	EL58 9/8	PC109 8/6	X24 10/6	X24 10/6	B142 3/8	0A109 1/9
1P20 4/9	6F44 11/8	12E21 17/-	327 16/6	E180F 17/8	EL58 9/8	PC110 8/6	X24 10/6	X24 10/6	B143 3/8	0A110 1/9
1P21 4/9	6F45 11/8	12E22 17/-	328 16/6	E180F 17/8	EL58 9/8	PC111 8/6	X24 10/6	X24 10/6	B144 3/8	0A111 1/9
1P22 4/9	6F46 11/8	12E23 17/-	329 16/6	E180F 17/8	EL58 9/8	PC112 8/6	X24 10/6	X24 10/6	B145 3/8	0A112 1/9
1P23 4/9	6F47 11/8	12E24 17/-	330 16/6	E180F 17/8	EL58 9/8	PC113 8/6	X24 10/6	X24 10/6	B146 3/8	0A113 1/9
1P24 4/9	6F48 11/8	12E25 17/-	331 16/6	E180F 17/8	EL58 9/8	PC114 8/6	X24 10/6	X24 10/6	B147 3/8	0A114 1/9
1P25 4/9	6F49 11/8	12E26 17/-	332 16/6	E180F 17/8	EL58 9/8	PC115 8/6	X24 10/6	X24 10/6	B148 3/8	0A115 1/9
1P26 4/9	6F50 11/8	12E27 17/-	333 16/6	E180F 17/8	EL58 9/8	PC116 8/6	X24 10/6	X24 10/6	B149 3/8	0A116 1/9
1P27 4/9	6F51 11/8	12E28 17/-	334 16/6	E180F 17/8	EL58 9/8	PC117 8/6	X24 10/6	X24 10/6	B150 3/8	0A117 1/9
1P28 4/9	6F52 11/8	12E29 17/-	335 16/6	E180F 17/8	EL58 9/8	PC118 8/6	X24 10/6	X24 10/6	B151 3/8	0A118 1/9
1P29 4/9	6F53 11/8	12E30 17/-	336 16/6	E180F 17/8	EL58 9/8	PC119 8/6	X24 10/6	X24 10/6	B152 3/8	0A119 1/9
1P30 4/9	6F54 11/8	12E31 17/-	337 16/6	E180F 17/8	EL58 9/8	PC120 8/6	X24 10/6	X24 10/6	B153 3/8	0A120 1/9
1P31 4/9	6F55 11/8	12E32 17/-	338 16/6	E180F 17/8	EL58 9/8	PC121 8/6	X24 10/6	X24 10/6	B154 3/8	0A121 1/9
1P32 4/9	6F56 11/8	12E33 17/-	339 16/6	E180F 17/8	EL58 9/8	PC122 8/6	X24 10/6	X24 10/6	B155 3/8	0A122 1/9
1P33 4/9	6F57 11/8	12E34 17/-	340 16/6	E180F 17/8	EL58 9/8	PC123 8/6	X24 10/6	X24 10/6	B156 3/8	0A123 1/9
1P34 4/9	6F58 11/8	12E35 17/-	341 16/6	E180F 17/8	EL58 9/8	PC124 8/6	X24 10/6	X24 10/6	B157 3/8	0A124 1/9
1P35 4/9	6F59 11/8	12E36 17/-	342 16/6	E180F 17/8	EL58 9/8	PC125 8/6	X24 10/6	X24 10/6	B158 3/8	0A125 1/9
1P36 4/9	6F60 11/8	12E37 17/-	343 16/6	E180F 17/8	EL58 9/8	PC126 8/6	X24 10/6	X24 10/6	B159 3/8	0A126 1/9
1P37 4/9	6F61 11/8	12E38 17/-	344 16/6	E180F 17/8	EL58 9/8	PC127 8/6	X24 10/6	X24 10/6	B160 3/8	0A127 1/9
1P38 4/9	6F62 11/8	12E39 17/-	345 16/6	E180F 17/8	EL58 9/8	PC128 8/6	X24 10/6	X24 10/6	B161 3/8	0A128 1/9
1P39 4/9	6F63 11/8	12E40 17/-	346 16/6	E180F 17/8	EL58 9/8	PC129 8/6	X24 10/6	X24 10/6	B162 3/8	0A129 1/9
1P40 4/9	6F64 11/8	12E41 17/-	347 16/6	E180F 17/8	EL58 9/8	PC130 8/6	X24 10/6	X24 10/6	B163 3/8	0A130 1/9
1P41 4/9	6F65 11/8	12E42 17/-	348 16/6	E180F 17/8	EL58 9/8	PC131 8/6	X24 10/6	X24 10/6	B164 3/8	0A131 1/9
1P42 4/9	6F66 11/8	12E43 17/-	349 16/6	E180F 17/8	EL58 9/8	PC132 8/6	X24 10/6	X24 10/6	B165 3/8	0A132 1/9
1P43 4/9	6F67 11/8	12E44 17/-	350 16/6	E180F 17/8	EL58 9/8	PC133 8/6	X24 10/6	X24 10/6	B166 3/8	0A133 1/9
1P44 4/9	6F68 11/8	12E45 17/-	351 16/6	E180F 17/8	EL58 9/8	PC134 8/6	X24 10/6	X24 10/6	B167 3/8	0A134 1/9
1P45 4/9	6F69 11/8	12E46 17/-	352 16/6	E180F 17/8	EL58 9/8	PC135 8/6	X24 10/6	X24 10/6	B168 3/8	0A135 1/9
1P46 4/9	6F70 11/8	12E47 17/-	353 16/6	E180F 17/8	EL58 9/8	PC136 8/6	X24 10/6	X24 10/6	B169 3/8	0A136 1/9
1P47 4/9	6F71 11/8	12E48 17/-	354 16/6	E180F 17/8	EL58 9/8	PC137 8/6	X24 10/6	X24 10/6	B170 3/8	0A137 1/9
1P48 4/9	6F72 11/8	12E49 17/-	355 16/6	E180F 17/8	EL58 9/8	PC138 8/6	X24 10/6	X24 10/6	B171 3/8	0A138 1/9
1P49 4/9	6F73 11/8	12E50 17/-	356 16/6	E180F 17/8	EL58 9/8	PC139 8/6	X24 10/6	X24 10/6	B172 3/8	0A139 1/9
1P50 4/9	6F74 11/8	12E51 17/-	357 16/6	E180F 17/8	EL58 9/8	PC140 8/6	X24 10/6	X24 10/6	B173 3/8	0A140 1/9
1P51 4/9	6F75 11/8	12E52 17/-	358 16/6	E180F 17/8	EL58 9/8	PC141 8/6	X24 10/6	X24 10/6	B174 3/8	0A141 1/9
1P52 4/9	6F76 11/8	12E53 17/-	359 16/6	E180F 17/8	EL58 9/8	PC142 8/6	X24 10/6	X24 10/6	B175 3/8	0A142 1/9
1P53 4/9	6F77 11/8	12E54 17/-	360 16/6	E180F 17/8	EL58 9/8	PC143 8/6	X24 10/6	X24 10/6	B176 3/8	0A143 1/9
1P54 4/9	6F78 11/8	12E55 17/-	361 16/6	E180F 17/8	EL58 9/8	PC144 8/6	X24 10/6	X24 10/6	B177 3/8	0A144 1/9
1P55 4/9	6F79 11/8	12E56 17/-	362 16/6	E180F 17/8	EL58 9/8	PC145 8/6	X24 10/6	X24 10/6	B178 3/8	0A145 1/9
1P56 4/9	6F80 11/8	12E57 17/-	363 16/6	E180F 17/8	EL58 9/8	PC146 8/6	X24 10/6	X24 10/6	B179 3/8	0A146 1/9
1P57 4/9	6F81 11/8	12E58 17/-	364 16/6	E180F 17/8	EL58 9/8	PC147 8/6	X24 10/6	X24 10/6	B180 3/8	0A147 1/9
1P58 4/9	6F82 11/8	12E59 17/-	365 16/6	E180F 17/8	EL58 9/8	PC148 8/6	X24 10/6	X24 10/6	B181 3/8	0A148 1/9
1P59 4/9	6F83 11/8	12E60 17/-	366 16/6	E180F 17/8	EL58 9/8	PC149 8/6	X24 10/6	X24 10/6	B182 3/8	0A149 1/9
1P60 4/9	6F84 11/8	12E61 17/-	367 16/6	E180F 17/8	EL58 9/8	PC150 8/6	X24 10/6	X24 10/6	B183 3/8	0A150 1/9
1P61 4/9	6F85 11/8	12E62 17/-	368 16/6	E180F 17/8	EL58 9/8	PC151 8/6	X24 10/6	X24 10/6	B184 3/8	0A151 1/9
1P62 4/9	6F86 11/8	12E63 17/-	369 16/6	E180F 17/8	EL58 9/8	PC152 8/6	X24 10/6	X24 10/6	B185 3/8	0A152 1/9
1P63 4/9	6F87 11/8	12E64 17/-	370 16/6	E180F 17/8	EL58 9/8	PC153 8/6	X24 10/6	X24 10/6	B186 3/8	0A153 1/9
1P64 4/9	6F88 11/8	12E65 17/-	371 16/6	E180F 17/8	EL58 9/8	PC154 8/6	X24 10/6	X24 10/6	B187 3/8	0A154 1/9
1P65 4/9	6F89 11/8	12E66 17/-	372 16/6	E180F 17/8	EL58 9/8	PC155 8/6	X24 10/6	X24 10/6	B188 3/8	0A155 1/9
1P66 4/9	6F90 11/8	12E67 17/-	373 16/6	E180F 17/8	EL58 9/8	PC156 8/6	X24 10/6	X24 10/6	B189 3/8	0A156 1/9
1P67 4/9	6F91 11/8	12E68 17/-	374 16/6	E180F 1						

**Fully guaranteed  
Individually packed  
VALVES**

**PERSONAL CALLERS WELCOME**

Open 9-12.30, 1.30-5.30 p.m. Thursday 9-1 p.m.

MANY OTHERS IN STOCK include Cathode Ray Tubes and Special Valves. U.K. Orders up to 10/-, 1/-; 10/- to £1, 2/-; over £1, 2/- per £1; over £3 post free. C.O.D. 4/- extra



**ALL valves  
guaranteed**

A2134 8/-	ECCF82 6/6	KT66 18/6	RG1-240A	UU5 7/-	X86 7/6	184 5/6	5A174G 5/-	6AC7 8/6	6CW4 13/-	12AT6 4/6	77 6/6
AR8 5/-	ECH35 11/-	KT67 45/-	28/-	UY21 10/6	X76M 7/6	185 4/6	5B251M40/0	6AG5 3/6	6D8 3/6	12AT7 4/6	78 5/6
ARP3 10/-	ECH42 10/-	KT71 7/6	SP61 3/8	UY41 7/-	X118 8/-	174 3/6	5B252M35/0	6AG7 6/6	6E5 8/6	12AT7VA 4/6	80 5/6
ART19 3/6	ECH81 5/6	KT76 7/6	STV280/30	UY85 5/6	X145 3/6	248 5/6	5B254M40/0	6AH5 11/6	6E83 8/6	12AU7 4/6	81 5/6
AT4 6/6	ECH83 5/6	KT88 27/6	7/6	Y245A/1K	Y245 6/6	281 4/6	5B255M40/0	6A7 3/6	6E87 8/6	12AV6 5/6	83 14/6
AZ21 9/6	ECL80 6/6	KT263 7/6	STV280/80	190/-	Y65 4/-	344 4/6	5B256M40/0	6AK5 5/6	6F25 18/-	12AX7 5/6	84 5/6
BD18 40/-	ECL82 6/6	LE3 6/6	90/-	VL8631 35/-	Z800U 28/-	584WG4	5R4GY 9/6	6AK6 12/6	6F5GT 8/6	12AX7 7/6	85A2 7/6
BL63 10/-	ECL86 9/6	ME41 3/6	10/-	VP23 3/6	Z801U 25/-	27/6	5T4 7/6	6AK7 6/6	6F6G 4/6	12AX7WA 28A2	25
BT85 15/-	EP36 3/6	MHLLD 7/6	TD04-20	VR183 9/6	Z900T 12/-	3B7 5/6	5U4G 4/6	6AK8 6/6	6F7 6/6	12AX7 10/-	307A 5/6
BT85 150/-	EP37A 8/6	ML6 6/6	70/-	VR99 7/6	Z901T 12/-	3B7 5/6	5V4G 7/6	6AL5 5/6	6F82 5/6	12B6 5/6	313C 25/-
BT85 35/-	EP39 6/6	N34 6/6	TP2 5/6	VR105/30	IG62T 8/6	D4 3/6	6X4G 3/6	6AL6 5/6	6F9 4/6	12B6 5/6	313C 25/-
CV102 3/-	EP40 9/6	N78 25/-	TP25 5/6	VR150/30	IG62T 8/6	3Q4 3/6	5Y3GT 5/6	6AL7 7/6	6F12 5/6	12B6 5/6	358A3 30/-
CV103 4/-	EP41 9/6	OA2 6/6	TT1 3/6	6/-	1L4 2/6	3Q5GT 6/6	5Y3WGB	6AM5 5/6	6F17 5/6	12B6 5/6	358A3 30/-
CV135 15/-	EP42 13/6	OB2 6/6	TT15 55/-	6/-	LLA6 6/6	384 5/6	5Y3WGT	6AM6 3/6	6F22 3/6	12B6 5/6	358A3 30/-
(matched pairs) 120/-	EP50 4/6	OB3 7/6	TT18 45/-	6/-	LLC6 7/6	3V4 6/6	5Y3WGT	6AM7 5/6	6F22 3/6	12B6 5/6	358A3 30/-
CV135 (Single) 50/-	EP80 4/6	OC3 9/6	TZ0502 4/-	6/-	LLH4 4/6	4D1 4/6	5Z4G 7/6	6AN8 10/6	6F22 3/6	12B6 5/6	358A3 30/-
CV135 (Single) 50/-	EP85 6/6	OD8 9/6	TZ20 16/-	6/-	1R5 5/6	4D1 4/6	6AB7 4/6	6AQ5 5/6	6F22 3/6	12B6 5/6	358A3 30/-
CV31 7/6	EP86 6/6	OZ4A 5/6		6/-				6AQ6 5/6	6F22 3/6	12B6 5/6	358A3 30/-
CV31 7/6	EP89 5/6	P41 7/6		6/-				6AQ7 5/6	6F22 3/6	12B6 5/6	358A3 30/-
D41 3/8	EP91 3/6	P4BC80 7/6		6/-				6AQ8 5/6	6F22 3/6	12B6 5/6	358A3 30/-
D77 3/6	EP92 2/6	PC86 10/6		6/-				6AQ9 5/6	6F22 3/6	12B6 5/6	358A3 30/-
DA100 7/6	EP95 5/6	PC97 9/6		6/-				6AQ9 5/6	6F22 3/6	12B6 5/6	358A3 30/-
DA190 7/6	EP133 6/6	PC80 9/6		6/-				6AQ9 5/6	6F22 3/6	12B6 5/6	358A3 30/-
DA191 4/6	EP134 6/6	PC84 6/6		6/-				6AQ9 5/6	6F22 3/6	12B6 5/6	358A3 30/-
DE290 7/6	EP135 6/6	PC89 9/6		6/-				6AQ9 5/6	6F22 3/6	12B6 5/6	358A3 30/-
DE290 7/6	EP136 6/6	PC89 9/6		6/-				6AQ9 5/6	6F22 3/6	12B6 5/6	358A3 30/-
DE290 7/6	EP137 6/6	PC89 9/6		6/-				6AQ9 5/6	6F22 3/6	12B6 5/6	358A3 30/-
DE290 7/6	EP138 6/6	PC89 9/6		6/-				6AQ9 5/6	6F22 3/6	12B6 5/6	358A3 30/-
DE290 7/6	EP139 6/6	PC89 9/6		6/-				6AQ9 5/6	6F22 3/6	12B6 5/6	358A3 30/-
DE290 7/6	EP140 6/6	PC89 9/6		6/-				6AQ9 5/6	6F22 3/6	12B6 5/6	358A3 30/-
DE290 7/6	EP141 6/6	PC89 9/6		6/-				6AQ9 5/6	6F22 3/6	12B6 5/6	358A3 30/-
DE290 7/6	EP142 6/6	PC89 9/6		6/-				6AQ9 5/6	6F22 3/6	12B6 5/6	358A3 30/-
DE290 7/6	EP143 6/6	PC89 9/6		6/-				6AQ9 5/6	6F22 3/6	12B6 5/6	358A3 30/-
DE290 7/6	EP144 6/6	PC89 9/6		6/-				6AQ9 5/6	6F22 3/6	12B6 5/6	358A3 30/-
DE290 7/6	EP145 6/6	PC89 9/6		6/-				6AQ9 5/6	6F22 3/6	12B6 5/6	358A3 30/-
DE290 7/6	EP146 6/6	PC89 9/6		6/-				6AQ9 5/6	6F22 3/6	12B6 5/6	358A3 30/-
DE290 7/6	EP147 6/6	PC89 9/6		6/-				6AQ9 5/6	6F22 3/6	12B6 5/6	358A3 30/-
DE290 7/6	EP148 6/6	PC89 9/6		6/-				6AQ9 5/6	6F22 3/6	12B6 5/6	358A3 30/-
DE290 7/6	EP149 6/6	PC89 9/6		6/-				6AQ9 5/6	6F22 3/6	12B6 5/6	358A3 30/-
DE290 7/6	EP150 6/6	PC89 9/6		6/-				6AQ9 5/6	6F22 3/6	12B6 5/6	358A3 30/-
DE290 7/6	EP151 6/6	PC89 9/6		6/-				6AQ9 5/6	6F22 3/6	12B6 5/6	358A3 30/-
DE290 7/6	EP152 6/6	PC89 9/6		6/-				6AQ9 5/6	6F22 3/6	12B6 5/6	358A3 30/-
DE290 7/6	EP153 6/6	PC89 9/6		6/-				6AQ9 5/6	6F22 3/6	12B6 5/6	358A3 30/-
DE290 7/6	EP154 6/6	PC89 9/6		6/-				6AQ9 5/6	6F22 3/6	12B6 5/6	358A3 30/-
DE290 7/6	EP155 6/6	PC89 9/6		6/-				6AQ9 5/6	6F22 3/6	12B6 5/6	358A3 30/-
DE290 7/6	EP156 6/6	PC89 9/6		6/-				6AQ9 5/6	6F22 3/6	12B6 5/6	358A3 30/-
DE290 7/6	EP157 6/6	PC89 9/6		6/-				6AQ9 5/6	6F22 3/6	12B6 5/6	358A3 30/-
DE290 7/6	EP158 6/6	PC89 9/6		6/-				6AQ9 5/6	6F22 3/6	12B6 5/6	358A3 30/-
DE290 7/6	EP159 6/6	PC89 9/6		6/-				6AQ9 5/6	6F22 3/6	12B6 5/6	358A3 30/-
DE290 7/6	EP160 6/6	PC89 9/6		6/-				6AQ9 5/6	6F22 3/6	12B6 5/6	358A3 30/-
DE290 7/6	EP161 6/6	PC89 9/6		6/-				6AQ9 5/6	6F22 3/6	12B6 5/6	358A3 30/-
DE290 7/6	EP162 6/6	PC89 9/6		6/-				6AQ9 5/6	6F22 3/6	12B6 5/6	358A3 30/-
DE290 7/6	EP163 6/6	PC89 9/6		6/-				6AQ9 5/6	6F22 3/6	12B6 5/6	358A3 30/-
DE290 7/6	EP164 6/6	PC89 9/6		6/-				6AQ9 5/6	6F22 3/6	12B6 5/6	358A3 30/-
DE290 7/6	EP165 6/6	PC89 9/6		6/-				6AQ9 5/6	6F22 3/6	12B6 5/6	358A3 30/-
DE290 7/6	EP166 6/6	PC89 9/6		6/-				6AQ9 5/6	6F22 3/6	12B6 5/6	358A3 30/-
DE290 7/6	EP167 6/6	PC89 9/6		6/-				6AQ9 5/6	6F22 3/6	12B6 5/6	358A3 30/-
DE290 7/6	EP168 6/6	PC89 9/6		6/-				6AQ9 5/6	6F22 3/6	12B6 5/6	358A3 30/-
DE290 7/6	EP169 6/6	PC89 9/6		6/-				6AQ9 5/6	6F22 3/6	12B6 5/6	358A3 30/-
DE290 7/6	EP170 6/6	PC89 9/6		6/-				6AQ9 5/6	6F22 3/6	12B6 5/6	358A3 30/-
DE290 7/6	EP171 6/6	PC89 9/6		6/-				6AQ9 5/6	6F22 3/6	12B6 5/6	358A3 30/-
DE290 7/6	EP172 6/6	PC89 9/6		6/-				6AQ9 5/6	6F22 3/6	12B6 5/6	358A3 30/-
DE290 7/6	EP173 6/6	PC89 9/6		6/-				6AQ9 5/6	6F22 3/6	12B6 5/6	358A3 30/-
DE290 7/6	EP174 6/6	PC89 9/6		6/-				6AQ9 5/6	6F22 3/6	12B6 5/6	358A3 30/-
DE290 7/6	EP175 6/6	PC89 9/6		6/-				6AQ9 5/6	6F22 3/6	12B6 5/6	358A3 30/-
DE290 7/6	EP176 6/6	PC89 9/6		6/-				6AQ9 5/6	6F22 3/6	12B6 5/6	358A3 30/-
DE290 7/6	EP177 6/6	PC89 9/6		6/-				6AQ9 5/6	6F22 3/6	12B6 5/6	358A3 30/-
DE290 7/6	EP178 6/6	PC89 9/6		6/-				6AQ9 5/6	6F22 3/6	12B6 5/6	358A3 30/-
DE290 7/6	EP179 6/6	PC89 9/6		6/-				6AQ9 5/6	6F22 3/6	12B6 5/6	358A3 30/-
DE290 7/6	EP180 6/6	PC89 9/6		6/-				6AQ9 5/6	6F22 3/6	12B6 5/6	358A3 30/-
DE290 7/6	EP181 6/6	PC89 9/6		6/-				6AQ9 5/6	6F22 3/6	12B6 5/6	358A3 30/-
DE290 7/6	EP182 6/6	PC89 9/6		6/-				6AQ9 5/6	6F22 3/6	12B6 5/6	358A3 30/-
DE290 7/6	EP183 6/6	PC89 9/6		6/-				6AQ9 5/6	6F22 3/6	12B6 5/6	358A3 30/-
DE290 7/6	EP184 6/6	PC89 9/6		6/-				6AQ9 5/6	6F22 3/6	12B6 5/6	358A3 30/-
DE290 7/6	EP185 6/6	PC89 9/6		6/-				6AQ9 5/6	6F22 3/6	12B6 5/6	358A3 30/-
DE290 7/6	EP186 6/6	PC89 9/6		6/-				6AQ9 5/6	6F22 3/6	12B6 5/6	358A3 30/-
DE290 7/6	EP187 6/6	PC89 9/6		6/-				6AQ9 5/6	6F22 3/6	12B6 5/6	358A3 30/-
DE290 7/6	EP188 6/6	PC89 9/6		6/-				6AQ9 5/6	6F22 3/6	12B6 5/6	358A3 30/-
DE290 7/6	EP189 6/6	PC89 9/6		6/-				6AQ9 5/6	6F22 3/6	12B6 5/6	358A3 30/-
DE290 7/6	EP190 6/6	PC89 9/6		6/-				6AQ9 5/6	6F22 3/6	12B6 5/6	358A3 30/-
DE290 7/6	EP191 6/6	PC89 9/6		6/-				6AQ9 5/6	6F22 3/6	12B6 5/6	358A3 30/-
DE290 7/6	EP192 6/6	PC89 9/6		6/-				6AQ9 5/6	6F22 3/6	12B6 5/6	358A3 30/-
DE290 7/6	EP193 6/6	PC89 9/6		6/-				6AQ9 5/6	6F22 3/6	12B6 5/6	358A3 30/-
DE290 7/6	EP194 6/6	PC89 9/6		6/-				6AQ9 5/6	6F22 3/6	12B6 5/6	358A3 30/-
DE290 7/6	EP195 6/6	PC89 9/6		6/-				6AQ9 5/6	6F22 3/6	12B6 5/6	358A3 30/-
DE290 7/6	EP196 6/6	PC89 9/6		6/-				6AQ9 5/6	6F22 3/6	12B6 5/6	358A3 30/-
DE290 7/6	EP197 6/6	PC89 9/6		6/-				6AQ9 5/6	6F22 3/6	12B6 5/6</	

circuit as it stands in Fig. 3.1, the line voltage should not exceed the maximum  $V_{EB}$  for the transistors (usually about 5V for silicon transistors).

The circuit is basically similar for p-n-p transistors, the chief difference being that the reference rail will be of opposite polarity.

The time the flip-flop spends in its quasi-stable state may be determined approximately from  $t \approx 0.7 \cdot C_1 \cdot R_1$ , and the derivation of this formula was given in Part Two of this series.

Since the speed-up capacitor is small, if an output is taken from A an improved rising edge may be achieved, this output  $180^\circ$  out of phase with output B.

The chief disadvantage of the circuit of Fig. 3.1 is that in high frequency operation, the stored base charge is not always removed sufficiently rapidly, and the leakage current through Tr2 collector may be too high if the circuit has to operate in high ambient temperatures. To reduce this current it is necessary to apply negative bias to Tr2 base. The simplest way this may be achieved is with a negative supply as well as the normal positive supply, the former being only a low voltage supply, usually  $-1.5V$  (for n-p-n circuit,  $+1.5V$  for p-n-p).

Figure 3.2 shows this, where R4 and R5 act as a potential divider between  $V_{CE1sat}$  and  $-V_{bb}$ , and these may be so arranged that Tr2 base is always negatively biased. Operation of this circuit is just as previously described for Fig. 3.1, except that when Tr1 cuts off, the potential divider of R4 and R5 now sets a new base voltage for Tr2 of approximately  $+0.7V$ , set between the potentials of  $+V_{cc}$  and  $-V_{bb}$ .

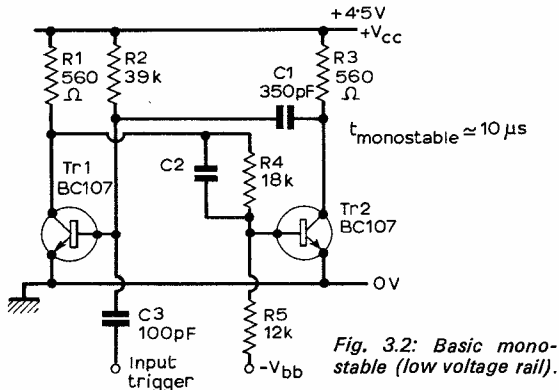


Fig. 3.2: Basic monostable (low voltage rail).

If a line voltage larger than the maximum reverse  $V_{EB}$  is to be used, the method previously described with the multivibrator may be employed. By placing diodes in the emitter line of the transistors, as shown in Fig. 3.3, the greater breakdown voltage of the diodes protects the emitter-bases. For low frequency operation it may not be necessary to employ a speed-up capacitor, and if this is done, diode D2 may be omitted since the potential divider formed by R4 and R5 ensures that the base only goes negative by the programmed amount, which should, of course, be less than the maximum reverse rating.

It is frequently not convenient to use two supply lines, and reverse base bias for cut off can be achieved with a single line in a number of ways. By lifting the emitters with diodes the situation is improved, and by lifting them further with say voltage-dependent resistors to just over 1V, potential dividers may be used down to the earth rail.

The voltage-dependent resistor, for those not familiar with it, may be regarded as a low current, low voltage reference diode.

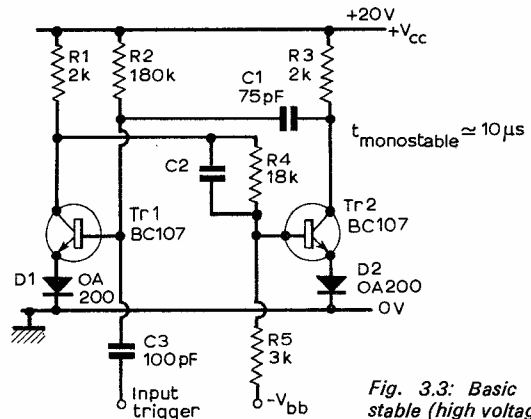


Fig. 3.3: Basic monostable (high voltage rail).

Figure 3.4 shows an alternative method for lifting the emitters enough to allow a potential divider to be used. Resistor R7 is used by both transistors for their current supply, and if the saturation currents of both transistors are made the same, the current through R7 will remain substantially constant throughout the circuit's operation, since either one or the other of the transistors will draw this saturation current.  $V_x$  may thus be regarded as constant. Now the sense of the output at A may be wrong for some applications, or perhaps two outputs  $180^\circ$  apart might be required. In such a situation, a fast rising edge at output B is required, and this should be slightly faster than that at A if the diode coupling resistor method is employed, since C2 must have some effect on output A, however small.

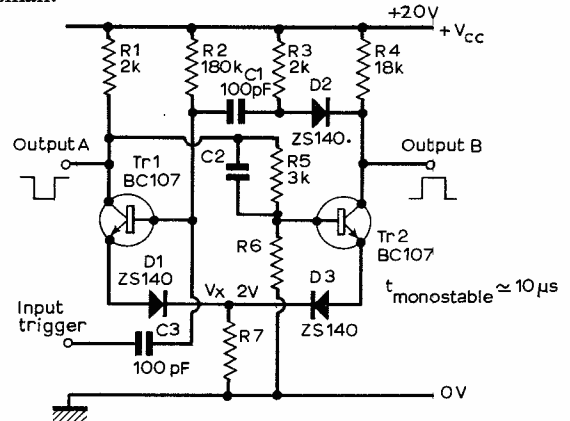


Fig. 3.4: Modified monostable with single supply and both edges fast; for high voltage rail.

For those readers who may not have read the description of how the diode resistor coupling operates in multivibrator circuits, it will be explained again in the case of this monostable. Assume that initially Tr1 is in the ON state, Tr2 in the OFF state. Now  $V_{C1} = V_{CE1sat} + V_F + V_x$ , and  $V_{B2} \approx \frac{V_{C1} \cdot R_6}{R_5 + R_6}$  and  $V_{B2}$  is made  $-ve$ , but less than  $-V_{EBmax}$ . It might be

**DUE TO PRESSURE ON SPACE PART 5 OF "AERIALS" HAS BEEN HELD OVER UNTIL NEXT MONTH**

simpler here to consider some specific values, so if  $+V_{cc} = 10V$  and in the ON state,  $V_{C1} = 2.8V$ , with  $V_x = 2V$ , we might make  $V_{B2} = +1V$ , that is to say 1V less positive than the emitter, or a 1V reverse-bias on Tr2 emitter-base, holding Tr2 hard off. Now a negative input pulse through C3 of say 2V amplitude will turn Tr1 off, Tr1 collector rising to 10V, carrying, via the potential divider, Tr2 base to 2.7V, thus switching on Tr2. Before this switching operation, when Tr1 base was at about 3.4V, and diode D2 reverse biased, capacitor C1 will have charged to the potential  $10 - 3.4 = +6.6V$ . When Tr1 collector rises to 10V bringing on Tr2, Tr2 collector falls to about +2.8V, thus taking Tr1 base down to  $2.8 - 6.6V = -3.8V$ .

C1 then begins to discharge, and finally charge in the reverse polarity until  $V_{B1}$  reaches about +3.4V, switching on Tr1 again. Now Tr1 collector bottoms, and Tr2 collector rises towards the 10V rail. Without the diode D2, capacitor C1 would normally be connected directly to Tr2 collector, and initially has a potential of  $3.4 - 2.8 = 0.6V$  across it, and this voltage would slow the collector up in its rise towards the rail, since the capacitor must charge to the rail potential. Diode D2 acts as a gate, and with the anode at the capacitor potential, when the collector rises towards the +ve rail, the diode goes into reverse bias, blocking off the effect of C1 to the collector, so allowing the collector to rise rapidly towards the rail, giving the improved rise time desired.

Diodes D1 and D2 serve to protect the transistors in cases where a line voltage higher than in the example taken is used. If the maximum reverse emitter-base bias is -5V, in the example, it was seen that this was not exceeded. C2 is of course a speed-up capacitor.

The circuit of Fig. 3.5, instead of triggering from the negative edge of the trigger pulse, triggers from the positive edge, and is suitable for narrow pulse width inputs. A positive pulse input is passed by D1 and cuts on Tr2, which is normally held off in the stable state by the low potential of  $V_{CE1sat}$ . C1 will be fully charged, and take Tr1 base negative as Tr2 switches on, discharging through R1 until regenerative switching occurs and the circuit flops back to the stable state.

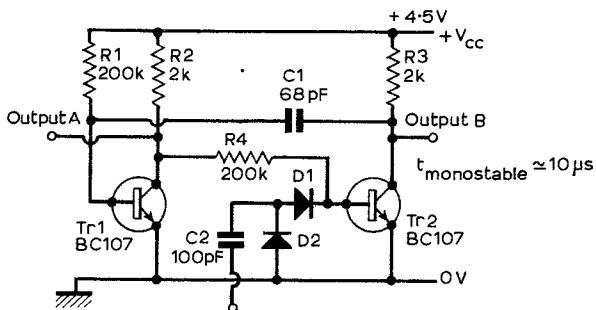


Fig. 3.5: Monostable for narrow trigger pulse.

The circuit of Fig. 3.6 might be triggered from a multivibrator set up as a pulse generator, and be also capable of external triggering. Tr1 is ON in the stable state, and with only about 0.1V at Tr1 collector,

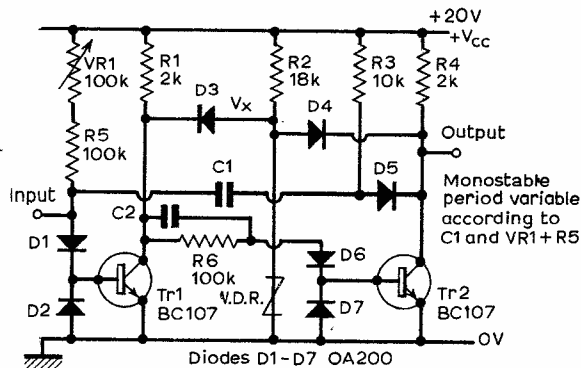


Fig. 3.6: Pulse generator element.

with voltage to be dropped by both D6 and R6 before Tr2 may switch on, it is of course in the OFF state. A negative input pulse switches Tr1 off and causes Tr2 to go into conduction, however, in this modified circuit, while Tr2 collector drops fast towards earth potential, it does not go as low as  $V_{CESat}$ . This is prevented this time by diode D4 coming into forward conduction, the point  $V_x$  being held at a little over a volt by a voltage-dependent resistor.  $V_{C2}$  is thus stopped just short of saturation, and in this way the base does not become flooded with minority carriers as it does when saturation occurs. The diode clamp allows the collector to go as low as possible but just prevents saturation. When this transistor is to be switched off, there is not such a large stored base charge to remove, and for high frequency operation, better switching times can be thus achieved.

Apart from this saturation prevention clamp on both transistor collectors the circuit operates in the normal manner with a diode resistor coupling to improve rise times to the optimum. As a matter of interest, if the v.d.r. is replaced by a higher voltage zener diode and diodes D3 and D4 reversed in polarity, they may be used to act as clamps in the reverse direction. In this mode they prevent the collectors rising to the line potential, restricting them to about 0.7V greater than the zener voltage.

In the circuit of Fig. 3.6 adjustment of VR1 alters the length of the quasi-stable state.

Speed-up capacitors have been used in nearly all of the monostable circuits to be described, and the calculation of the precise value for a speed-up capacitor is quite involved, and is in any case subject to some error in practice. It is quite normal practice to select optimum values by trial and error in a particular circuit, the optimum capacitance being when the cleanest pulse is obtained at the output, i.e., fastest edges. This capacitor will usually be of the order of hundreds or thousands of pFs. As such, it does not present any particular danger in terms of reverse voltages to transistors' emitter-base as it will rapidly discharge on switching, causing only a small spike. Even momentary excess of voltage ratings is not to be recommended, however, for reliable service, particularly if high repetition rates are to be encountered.

## QUERY COUPON

This coupon is available until 4th August, 1969 and must accompany all queries in accordance with the rules of our Query Service. An s.a.e. must be included.

PRACTICAL WIRELESS, AUGUST 1969

In part four of this series, the family of bistable circuits will be discussed, and here it will be seen that the situation is somewhat complicated in the necessity of using a steering circuit for the input pulses. The Schmitt Trigger, complementary trigger, and a triggered ramp generator will also be discussed.



If it's  
components  
you're after...

... you need the

# HOME RADIO CATALOGUE

POST COUPON  
NOW with P.O.  
or cheque for 12/6

Please write your Name and Address in block capitals

Name \_\_\_\_\_

Address \_\_\_\_\_




HOME RADIO LTD., Dept. P.W., 234-240 London Road, Mitcham CR4 3HD

The price of 12/6 applies only to catalogues purchased by customers residing in U.K.

TREAT YOURSELF TO A WORLD TOUR . . . WITH

# HEATHKIT shortwave receivers

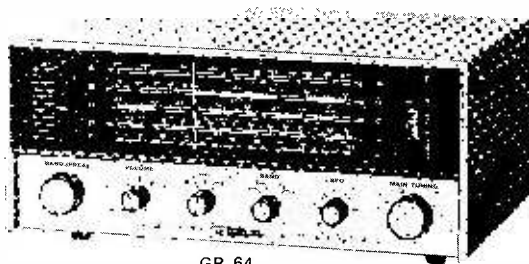


GR-54

### DE LUXE 5 BAND MODEL GR-54

It covers 2MHz to 30MHz plus 550KHz to 1550KHz AM broadcast band and 150KHz to 420KHz aeronautical and radio navigation band. Receives AM/CW/SSB, 6 x 4in. PM speaker and sleek, "low-boy" styling. Operates on 115-230V 50Hz AC.

Kit K/GR-54 £44.16.0. Carr. 9/-




GR-64

### LOW COST 4 BAND MODEL GR-64

World-wide reception, shipping, aircraft, radio amateurs plus the popular medium broadcast band. It covers 1MHz to 30MHz plus 550KHz to 1620KHz AM, with sleek "low-boy" styling, operates on 115-250V 50Hz AC. Kit K/GR-64 £22.8.0. Carr. 9/-

## Free Catalogue !



See these models and many more in our 1969 catalogue. Models for Stereo/Hi-Fi, Industry, Education and the Home Workshop. Heathkit—the world's largest selling selection of electronic kits and equipment.

To  
DAYSTROM LTD., Dept. PW-8, GLOUCESTER, GL2-6EE.

Please send me FREE CATALOGUE

NAME \_\_\_\_\_

ADDRESS \_\_\_\_\_

RC/8

Prices and specifications may be subject to change without prior notice

*With Sinclair you can buy a total stereo assembly or choose units to add to or modify existing installations. Each of the products shown here is the result of intensive research and development, representing a new and original approach in each case to users' needs. Each product has achieved unsurpassed standards of performance, quality and value, while for individual radio listening, there is the very efficient Micromatic, Britain's smallest radio.*

## Z.12 12 watt high-fidelity amplifier and integrated pre-amp

### SPECIFICATIONS

Compact, powerful 12 watt high-fidelity amplifier and integrated pre-amp. Eight special transistors are used. The ultra-linear Class B output is suitable for loudspeakers from 3 to 15 ohms (two 3-ohm speakers may be used in parallel). Output power—12 watts R.M.S. continuous sine wave (24 watts peak) 15 watts music power (30 watts peak). Frequency response 15–50,000Hz  $\pm$ 1dB. Input sensitivity 2mV into 2 Kohms. Signal to noise ratio is better than 60dB. With power requirements from 6 to 20V d.c., the Z.12 can be run from a car battery or the PZ.4 for example. Size 3 x 1 $\frac{3}{4}$  x 1 $\frac{1}{4}$ in. Supplied ready built, tested and guaranteed.

### APPLICATIONS

Hi-fi system (two required for stereo): car radio: P.A. systems: electric guitar: electronic organ: intercom system: record player: laboratory and industrial use, etc.

**89/6**

## 0.14 high-fidelity loudspeaker

### SPECIFICATIONS


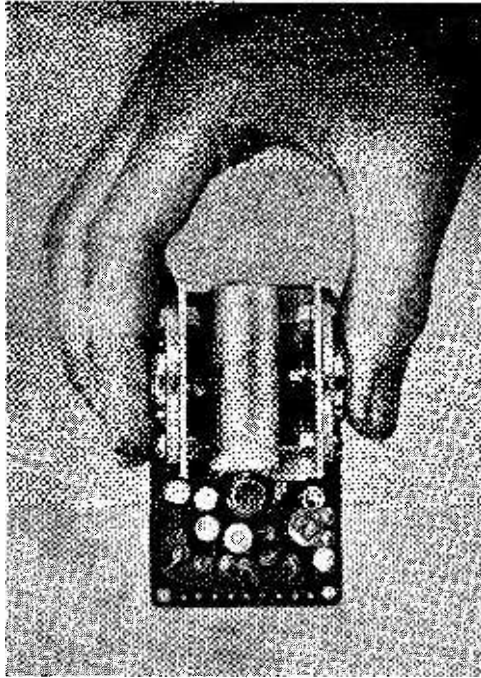
Compact high-fidelity loudspeaker of outstandingly good performance and value, it has smooth frequency response from 60 to 16,000Hz; loading capacity up to 14 watts R.M.S. Input impedance—4 ohms. With special drive unit in a sealed, seamless pressure chamber ensures excellent presence and transient response. Size 9 $\frac{3}{4}$ in. square x 4 $\frac{3}{4}$ in. deep on pedestal base; black matt finish with aluminium bar trim. This is the speaker which has won so much praise from reviewers in the technical press.

### APPLICATIONS

For good hi-fi audio systems: as hi-fi extension speaker(s): for listening in conditions of restricted space. May be shelf or wall mounted or positioned to maximum advantage in any environment.

**£7.19.6**

+ 2/11 P.T. Surcharge





# Stereo 25 pre-amp and tone control unit

## SPECIFICATIONS

Pre-amplifier and tone control unit with treble boost/cut from +12dB to -10dB at 10KHz, bass boost/cut from +15dB to -12dB at 100Hz. Stereo balance, volume and selector switch controls. Inputs—Mic, 2mV into 50 Kohms, PU—3mV into 50 Kohms, Radio 20mV into 20 Kohms. P.U. input corrected to within  $\pm 1$ dB on R.I.A.A. curve from 50 to 20KHz. Front panel in brushed and polished aluminium. Size  $6\frac{1}{2} \times 2\frac{1}{2} \times 2\frac{1}{2}$ in. plus solid aluminium knobs.

## APPLICATIONS

For use with two Z.12s and PZ.4, can also be used with other good stereo amplifier systems.

**£9.19.6**

# PZ.4 stabilised power supply unit

## SPECIFICATIONS

Stabilised mains power supply unit, delivering 17.5V d.c. at 1.5 amps. Assured constant output under severest operating conditions. For a.c. mains 200/250V 50Hz.

## APPLICATIONS

Systems using one or two Z.12s and Stereo 25, etc.

**99/6**

# SINCLAIR MICROMATIC

Britain's smallest radio. Measures only  $1\frac{4}{5} \times 1\frac{3}{10} \times \frac{1}{2}$ in. Available as kit or ready built. Tunes by slow motion control over medium waveband with bandspread on higher frequencies for good reception of Radio 1. A.G.C. counteracts fading from distant stations. The powerful output is fed to the high quality magnetic earpiece provided. Power comes from two self-contained Mallory Mercury Cells Type RM675. In black case with aluminium front panel and dial.

Kit is fitted pack with earpiece, solder, etc.

**49/6** +11d  
P.T. Surcharge

Built and tested with magnetic earpiece.

**59/6** +1/1d  
P.T. Surcharge

Mallory Mercury Cell RM.675 (2 required), 2/9 each.

## YOUR SINCLAIR GUARANTEE

Should you not be completely satisfied with your purchase when you receive it from us, your money will be refunded in full, as a gesture of goodwill. Full facilities available to all purchasers.

Goods sent post free in U.K. and Overseas by airtight mail. Air-freight charged as cost.

Please send POST FREE



NAME .....

ADDRESS .....

For which I enclose cash/cheque/money order

PW.869

SINCLAIR RADIONICS LTD., 22 NEWMARKET ROAD, CAMBRIDGE O233 52731



The world's smallest personal radio



# TOP BAND SPECIAL

These excellent radios were made for Government to high standard spec. Octal valve line-up. Freq. Coverage brings in Top Band Amateurs, Marine Stations, Airports, etc., etc. Slow motion tuning. Built in PSU for 6 volt operation, simply modified for mains. Robust cabinet with high-quality speaker. As new, few only, price **£4.19.6.** Carr. and Insur. 10/6.

**Govt. Surplus Wireless Equipment Handbook.** Gives detailed information and circuits on most British and American equipment. Price only 35/-, p. & p. 5/-.

# COMMUNICATION RECEIVER

TYPE T.R.G.D.X./20.C.

Brand new fully transistorised and fully portable Communications Receiver. Specifications: 4 complete ranges 550 K/c.s. to 30 M/c.s., covering all amateur bands, shipping and trawler bands, and broadcast band. A highly efficient double tuned superhet comprising R/F aerial tuning section, A.V.C. and built in B.F.O. Ideal for fixed or mobile reception. With speaker and headphone output. Hammer finished robust steel case of pleasing modern design. Size approx. 9 x 7 x 6 in. British manufacturer. Due to bulk purchasing we can offer these excellent receivers at less than half their normal worth. Complete with handbook, **£16.10.0,** carriage and insurance 15/-. Headphones if required 17/6 extra, 2/6 p. & p.

**FIELD TELEPHONES**  
Type F. Housed in a portable wooden case. Ideal for indoor/outdoor communication up to 10 miles. Absolutely brand new. Price only **£3.19.6.** Per pair, carriage and insurance 10/-.

## MINIATURE TRANSISTORISED B.F.O. UNIT

This is a miniature transistorised B.F.O. unit, (tunable) that will enable your set to receive C.W. or S.S.F. reception. Compact. Single hole fixing. This small unit will fit anywhere. Ideal for all Ex-Govt. Communication Receivers and most Commercial Types. Complete with fitting instructions. **49/6,** post free.



### TELEPHONE BARGAIN

The Bargain of the year. Standard type desk telephones complete with dial and cord. Not new but in good condition. Only 19/each, p.p. 5/-. Two for 39/6 post free. Four for 65/- post free. Limited stocks.

## MINIATURE MOVING COIL SPEAKERS

1 1/2 in. dia. only **3/6** ea. p. & p. 1/6. Two for 8/6, post free.

## RUN YOUR 19 SET TX/RX FROM AC MAINS

We make a brand new unit ready to plug in, complete with full leads and connectors. Contained in handsome steel cabinet of robust construction. Ideal for the amateur transmitter. Price only **£6.10.0,** carriage 10/-. Receiver version only **£4.10.0.** Carr. 10/-.

## 19 SET CONTROL BOXES

Brand new and boxed 10/-, p. 6/-. Two for 27/6 post free.

# SURPLUS PORTABLE TRANS/RECS TYPE BC1TA

Latest surplus release. A compact VHF trans/rec. Consists of Mike/Speaker amplifier, aerial, transmitter and receiver. Will give a good range depending on terrain. Fully transistorised. Works from standard internal battery. Would have cost the Govt. a fortune. Brand new and working. Regulations state these must not be operated in UK, so please mention for "Dismantling or Export only" when ordering. Must be worth **£40** per pair. Our price 59s. each p.p. 5/-. Two for 109s. post free. Four sets **£20** post free. Special offer eight sets **£25** post free. Subject to stocks lasting. COD if required.

## 200 ONLY MINE DETECTORS/METAL LOCATORS

These scientific instruments will enable you to locate metal objects below the ground. Latest design fully transistorised. Can also be used for tracing cables, pipes in walls etc. **£4.19.6.** p. & p. 10/6.

# STABILISED POWER SUPPLY UNITS

SCOOP PURCHASE

A brand new unit. Famous manufacturer. Input 200/240 volts AC. 50 c/s. Output fully stabilised at 6 volts, 9 volts and 7.5 volts DC. Also 250-300 DC at 100ma, and 6 & 12 volts DC at 4 amps. Sturdy standard rack mounting cabinet. Price only **£8.19.6,** carr. 10/6. Few only.

# AIRCRAFT-PLUS GENERAL V.H.F. TELECOMMUNICATIONS BAND REC.

Listen to the thrills of Aircraft, Pilots, and Airports at work. Also Civil Depts., Fire and Ambulance services. Gas and Electricity Depts. Ideal for receiving 2 metre amateurs. Gives super reception within the range of all transmissions. A fully transistorised receiver covering 97-150mc VHF broadcast. Robust attractive finished metal cabinet size approx. 7 x 4 x 4 ins. Operates from a 9V internal battery. Speaker or earphone output. Simple to use. Available from us at the pre-devaluation price of **£8.19.6,** carriage and insurance 10/6. CWO or COD.

## SMOOTHING UNITS

"GURE YOUR HUM PROBLEMS!" Beautifully made pieces of equipment. 12 volts or 24 volts d.c. input gives a fully smoothed high regulated d.c. output. Worth **£30** each. Robust metal cabinet with provision for standby battery. Brand new in maker's cartons. Price 55/-, p. & p. 10/-.

## TANK AERIALS

TANK AERIALS. Fully interlocking copper plated rods. One foot sections. Ideal for car or scooter aerials. Will make excellent di-poles. Six sections for only **4/6,** p. & p. 1/6. 12 sections for 10/-.

# GLOBE SCIENTIFIC LTD

DEPT. PW ALL ORDERS & CALLERS TO: 38 BRIDGEND, LEEDS 1.  
Callers welcome to our new showroom premises.

## 4-STATION INTERCOM



**£7/15/0**

Solve your communication problems with this 4-Station Transistor Intercom system (1 master and 3 Subs), in de-luxe plastic cabinets for desk or wall mounting. Call/talk/listen from Master to Subs and Subs to Master. Ideally suitable for Business, Surgery, Schools, Hospital, Office and Home. Operates on one 9V battery. On/off switch. Volume control. Complete with 3 connecting wires each 6ft. and other accessories. P. & P. 7/6.

## MAINS INTERCOM

No batteries - no wires. Just plug in the mains for instant two-way, loud and clear communication. On/off switch and volume control. Price 12 gns. P. & P. 8/6 extra.

## INTERCOM/BABY ALARM



**65/-**

Same as 4-Station Intercom for two-way instant communication. Ideal as Baby Alarm and Door Phone. Complete with 6ft. connecting wire. Battery 2/6. P. & P. 4/6.

## TELEPHONE AMPLIFIER




**59/6**

Why not boost business efficiency with this incredible De-luxe Telephone Amplifier. Take down long telephone messages or converse without holding the handset. A useful office aid. On/off switch. Volume Control. Battery 2/6 extra. P. & P. 8/6. Full price refunded if not satisfied in 7 days. WEST LONDON DIRECT SUPPLIES (P/W/S). 169 KENSINGTON HIGH STREET, LONDON, W.8.

# H.A.C. SHORT-WAVE KITS

## WORLD-WIDE RECEPTION



Famous for over 30 years for Short-Wave Equipment of quality, "H.A.C." were the Original suppliers of Short-Wave Receiver Kits for the amateur constructor. Over 10,000 satisfied customers - including Technical Colleges, Hospitals, Public Schools, R.A.F., Army, Hazas, etc.

## IMPROVED 1969 RANGE

One-valve model "DX", complete kit - price 56/6 (Postage and packing 3/6).

Customer writes: "Definitely the best one-valve S.W. Kit available at any price. America and Australia received clearly at good volume." This kit contains all genuine short-wave components, drilled chassis, valve accessories and full instructions. Ready to assemble, and of course, as all our products - fully guaranteed. Full range of other S.W. kits still available, including the famous model "K" (recommended by radio clubs). All orders despatched by return. (Mail order only.) Send now for a descriptive catalogue, order form.

"H.A.C." SHORT-WAVE PRODUCTS  
29 Old Bond Street, London W.1

## NEW RANGE BBC 2 AERIALS

All U.H.F. aerials now fitted with tilting bracket and 4 element grid reflectors.  
Loft Mounting Arrays, 7 element, 37/6. 11 element, 45/-. 14 element, 52/6. 18 element, 60/-. Wall Mounting with Cranked Arm, 7 element, 60/-. 11 element, 67/-. 14 element, 75/-. 18 element, 82/6. Mast Mounting with 2in. clamp, 7 element, 42/6. 11 element, 55/-. 14 element, 62/-. 18 element, 70/-. Chimney Mounting Arrays, Complete, 7 element, 72/6. 11 element, 80/-. 14 element, 87/6. 18 element, 95/-. Complete assembly instructions with every unit. Low Loss Cable, 1/6 yd. U.H.F. Preamps from 75/-. State clearly channel number required on all orders.

## BBC - ITV AERIALS



BBC (Band 1). Telescopic loft, 25/-. External S/D 30/-. 22.15.0.  
ITV (Band 3). 8 element loft array, 30/-. 5 element, 40/-. 7 element, 50/-. Wall mounting, 3 element, 47/6. 5 element, 52/6. Combined BBC/ITV. Loft 1+3, 40/-; 1+5, 50/-; 1+7, 60/-; Wall mounting 1+3, 57/6; 1+5, 67/6; Chimney 1+3, 67/6; 1+5, 75/-.  
VHF transistor preamps, 75/-.

COMBINED BBC1 - ITV - BBC2 AERIALS 1+3+9, 70/-; 1+5+9, 80/-; 1+5+14, 90/-; 1+7+14, 100/-. Loft mounting only. Special leaflet available.  
F.M. (Band 2). Loft S/D, 15/-. "H", 32/6. 3 element, 55/-. External units available. Co-ax. cable 3d. yd. Co-ax. plugs, 1/4. Outlet boxes, 5/-; Diplex or Crossover Boxes, 15/6. C.W.O. or C.O.D. P. & P. 8/-. Send 6d. stamps for illustrated lists.

Callers welcomed - open all day Saturday

K.V.A. ELECTRONICS (Dept. P.W.)  
40-41 MONARCH PARADE  
LONDON ROAD, MITCHAM,  
SURREY 01-648 4884

17in.—£11.10.0  
 19in. SLIMLINE  
 SOBELL—24 Gns.

**TWO-YEAR GUARANTEE  
 EX-RENTAL TELEVISIONS**


FREE ILLUSTRATED  
 LIST OF TELEVISIONS  
 17"–19"–21"–23"  
 WIDE RANGE OF MODELS  
 SIZES AND PRICES  
 DEMONSTRATIONS DAILY



**TWO-YEAR GUARANTEED  
 REGUNNED TUBES**

70° and 90° 14in.—69/6, 17in.—89/6, 21in.—  
 99/6, 110° 17in., 19in. and 21in.—99/6.  
 23° (not bonded)—119/6. Exchanged bowls.  
 Carr. 10/6.

**COCKTAIL/STEREOGRAM CABINET 19 gns.**



Polished walnut veneer with elegant  
 glass fronted cocktail compartment,  
 padded. Position for two 10in. ellipti-  
 cal speakers. Record storage  
 space. Height 35½in., width 52½in.,  
 depth 14½in. Legs 1 gn. extra.

Speakers 6/6: 2"—75Ω. 2½"—35Ω.  
 P. & P. 2/6. Acos Mics. 35/- Stand-  
 ard: Stick Mic. 2 gns. P. & P. 3/6.  
 Asstd. Condensers: 10/- for 50.  
 P. & P. 7/6. Asstd. Resistors: 10/-  
 for 50. P. & P. 4/6. Asstd. Controls:  
 10/- for 25. P. & P. 7/6. Transistors:  
 Mullard matched output kit 9/-  
 OC81D—2 OC81's. P. & P. FREE.

Ferrite Rods 3/6: 6", 8" x ¾" complete with LW/MW Coils. P. & P. FREE.  
**TRANSISTOR CASES 19/6.** Cloth covered, many colours. Size 9½"x6½"x3½"  
 P. & P. 4/6. Similar cases in plastic 7/6.  
**RECORD PLAYER CABINETS 49/6.** Cloth covered, size 16½"x14½"x8". Takes  
 any modern autochanger. P. & P. 7/6.  
**SINGLE PLAYER CABINETS 19/6.** P. & P. 7/6.  
**STRIP LIGHT TUBES 3/9 each.** 11" (284 mm.) 230/240 volts, 30 watts. Ideal  
 for cocktail cabinets, illuminating pictures, diffused lighting etc. 6 for £1.  
 P. & P. free.

**DUKE & CO. (LONDON) LTD.**

621/3 Romford Road, London, E12 Tel. 01-478 6001/2/3

**MARTIN  
 IS HIGH FIDELITY**

*plus*

- ADD-ON-ABILITY
- THRILLING POWER
- DEPENDABILITY
- GENUINE ECONOMY

How would you like to start with  
 a simple amplifier, say, and add to  
 it until it became a fully stereo  
 twenty watt amplifier with FM  
 tuner and facilities to take the most  
 sensitive low output pickups ever  
 made? With Martin Audiokits  
 it's easy, for with these superbly  
 engineered all-transistor prefabric-  
 ated units, success is built in from  
 the start and you build to your own  
 preferred plan. IT'S A MONEY  
 SAVING SCHEME, TOO.

Details from: ● Trade enquiries invited.  
**MARTIN ELECTRONICS LTD., 155 High St., Brentford,**  
**Middlesex. ISLeworth 1161**

To **MARTIN ELECTRONICS, 155, High Street, Brentford, Middlesex.**

I have not had your leaflets before. Please send them on  
 AMPLIFIERS  FM TUNER  RECORDAKITS   
 (Tick as required)

NAME .....

ADDRESS .....

PWS .....

**BOOKS BY G. A. BRIGGS**

OVER A QUARTER OF A MILLION COPIES SOLD  
 SINCE 1948

**AERIAL HANDBOOK (second edition)**

176 pages, 144 illustrations.  
 Price (semi-stiff cover) 15/- (16/6 post free).  
 Cloth bound 22/6 (24/- post free).



**CABINET HANDBOOK**

112 pages, 90 illustrations.  
 Price 7/6 (8/6 post free). Semi-stiff cover.  
 Cloth bound 15/- (16/6 post free).



**AUDIO BIOGRAPHIES**

344 pages, 64 contributions from pioneers  
 and leaders in Audio. Cloth bound.  
 Price 25/- (27/- post free).



**MUSICAL INSTRUMENTS AND AUDIO**

240 pages, 212 illustrations. Cloth bound.  
 Price 32/6 (34/6 post free).



**LOUDSPEAKERS**

Fifth edition—336 pages, 230 illustrations.  
 Cloth bound.  
 Price 30/- (32/6 post free).



**A to Z in AUDIO**

224 pages, 160 illustrations. Cloth bound.  
 Price 15/6 (17/- post free).



**MORE ABOUT LOUDSPEAKERS**

136 pages, 112 illustrations.  
 Price 8/6 (9/6 post free). Semi-stiff cover.



**PIANOS, PIANISTS AND SONICS**

190 pages, 102 illustrations. Cloth bound.  
 Price 18/6 (20/- post free).



**AUDIO AND ACOUSTICS**

168 pages, 140 illustrations.  
 Price 12/6 (13/6 post free). Semi-stiff cover.



**ABOUT YOUR HEARING**

132 pages, 112 illustrations.  
 Price (semi-stiff cover) 15/6 (16/6 post free).  
 Cloth bound 22/6 (24/- post free).



**LETTERS FROM ABROAD**

Feb., 1969

Extract of letter from Mr. Wendell C. Ward of Texas, U.S.A.  
 September 1968.

I have recently read through Mr. Briggs' book "A to Z in Audio" and  
 found it most interesting. It's refreshing to find a man who can write  
 about what could be a dry subject with enthusiasm and humor.

Extract of letter from Mr. R. G. Bernaldez of Madrid,  
 Spain.

Many thanks for the copy of "About Your Hearing" that you were so  
 kind to send to me. I have found your book to be really interesting.  
 As always, it is puzzling the way you manage to make any subject  
 easy to read, in that delightful style of your own.

Please send orders and enquiries to:

**RANK WHARFEDALE BOOK DEPT. B.W.S**  
**13 WELLS ROAD, ILKLEY, YORKSHIRE**

Telephone: ILKLEY 4246

Published by  
**RANK WHARFEDALE LTD., IDLE, BRADFORD, YORKSHIRE**

**TAPE AMPLIFIER FOR MAGNAVOX TAPE DECKS**  
—2 or 4 TRACK



Chassis 12½ x 5½ x 4½in. high. Front panel alum and black—12½ x 4½in. 200-250 A.C. Mains Trans. Off/On-Tone; Vol./Mic.; Vol./Gram.; Mic. Input; Gram. Input; Monitor; Valves 6BR7, ECC83, EM84, EL84 and Rect. 2 Track £10.10.0; 4 Track £12 (12/6 p. & p.). Ready for bolting direct to Magnavox deck.

**STEREO AMPLIFIER type HV—**  
2 x 3 Watts

Fully built. On off, sep. vol. and tone each channel. 12 x 4½ x 6in. high. EZ90, 2 x ECL86; for 3 ohm speakers, double wound main trans; fixing flanges and base plate; suitable for crystal cart., tuner etc. £5.17.6 (8/- p. & p.). Available as kit with full instructions at £4.17.6 (8/- p. & p.).



**STEREO AMPLIFIER type RC—**  
2 x 3 Watts

Fully built. 2 x UCL82, metal rect; ganged vol. and tone cont; on-off, balance. 11 x 3½ x 4in. high double wound mains trans. with supporting brackets. For 3-ohm speakers. £6 (8/- p. & p.).



**SUPER SIX KIT**  
Mk. 2

MW and LW fully tunable. Wooden cabinet 9½ x 8½ x 3in., carrying handle, two tone cabinet; 4in. speaker; 6 transistors; full book of instructions. 2/6 (free with kit) All parts may be purchased separately. S.A.E. for price list Price of parts £4.5.0 (6/- p. & p.).

We can accept H.P. orders for our Stereo Radiogram Chassis previously advertised and still available at £19.19.0. Terms £7 deposit and 6 monthly payments of £7/6 (by Banker's Order only).

**GLADSTONE RADIO**

66 ELMS ROAD, ALDERSHOT, Hants.

(2 mins. from Station and Buses). FULL GUARANTEE. Aldershot 28240  
CLOSED WEDNESDAY. S.A.E. for enquiries please.

**YOUR CAREER IN**  
**RADIO &**  
**ELECTRONICS ?**

Big opportunities and big money await the qualified man in every field of Electronics today—both in the U.K. and throughout the world. We offer the finest home study training for all subjects in radio, television, etc., especially for the CITY & GUILDS EXAMS (Technicians' Certificates); the Grad. Brit. I.E.R. Exam.; the RADIO AMATEUR'S LICENCE; P.M.G. Certificates; the R.T.E.B. Servicing Certificates; etc. Also courses in Television; Transistors; Radar; Computers; Servo-mechanisms; Mathematics and Practical Transistor Radio course with equipment. We have OVER 20 YEARS' experience in teaching radio subjects and an unbroken record of exam. successes. We are the only privately run British home study College specialising in electronics subjects only. Full details will be gladly sent without any obligation.

To: British National Radio School, Reading, Berks.

Please send FREE BROCHURE to

NAME ..... Block

ADDRESS ..... Caps.

Please  
8/69

**BRITISH NATIONAL RADIO SCHOOL**


**SPEAKER SYSTEMS**

All cabinets are new and speakers are mounted on ½in. chipboard baffles. All speakers ex TV reconconditioned in flux magnet. All carefully tested before despatch.




**THE CAXTON COLUMN**  
This is a column cabinet. 28½ x 5½ x 5½in. wide, fitted with 3 speakers. This will handle 8 watts and will improve the quality of any tape recorder, or record player. Finished in wood grain cloth and sandstone Vynair. A real bargain at 59/6. P. & P. 10/6.

**THE MILTON A.**  
Hi-Fi Bookcase Cabinet. Size 9 x 9 x 6in., with 5in. speaker. Finished in Teak cloth with bold silk front 30/- P. & P. 4/6.



**The Tennyson.** Wedge shape for table or wall mounting 13½ x 16 x 8½in. Fitted EMI 13½in. Speaker. Finished in Grey cloth with matching Vynair. £4.7.6 P. & P. 7/6.




**DUO.** Wedge shaped Speaker Cabinet. Size 7½ x 7½in. fitted 7 x 4in. speaker. Covered with attractive two tone Vynair. Price 38/6. P. & P. 4/6.

**THE IMP.** Extension Speaker Cabinet. Wedge shaped, size 7½ x 6½in. fitted 7 x 4in. speaker.

Covered with attractive walnut with faux Vynair front. Keyhole slot in back. Only 25/6. P. & P. 4/6.

**The Crowdy.** Corner Cabinet in natural teak finish. Fitted 8 x 3in., 7 x 4in. and three 5in. round speakers wired in series to match 15 ohm impedance. £6.0.0. P. & P. 8/6



**THE SCOTT.**  
Table top or wall mounting Speaker. Size 16½ x 10½ x 5½in. tapered as illustrated. Fitted 13½ x 8in. Speaker with volume control. Finished in black cloth with matching grey Vynair. (Please state 3 or 15 ohm imp.) £4.5.0. P. & P. 7/6.

**SPEAKERS:** Elac Heavy duty Ceramic Magnets 11,000 line, 10in. round, 10 x 6in. 3 ohm, or 15 ohm, 48/6. P. & P. 3/6. 8in. round 15 or 3 ohm, 42/6. P. & P. 3/6. E.M.I. 13½ x 8in. 3 ohm 45/-, 15 ohm 48/6. P. & P. 3/6. E.M.I. 3in. tweeter, 17/6. P. & P. 1/6. E.M.I. 13½ x 8in. fitted two 2½in. tweeters. 15 ohms, 77/6. P. & P. 4/6. E.M.I. 13½ x 8in. (15 ohm) Hi Fi Quality, £5.19.6. P. & P. 4/6. E.M.I. Woofers, 6½ x 6½in. square, 8 ohm, 59/6. P. & P. 4/6. E.M.I. Crossover, 16/6. P. & P. 1/-. EAGLE Crossover units, 3 or 15 ohms, 16/- P. & P. 1/-. Bakers 12in., 25 watt, 15 ohm, £6.0.0. P. & P. 3/6.

**TEAK PLINTH AND PERSEK DUST COVER** for SP25 etc. £5.5.0. P. & P. 5/-  
**VYAIR** Widths from 40 to 54in., 17/6 yd. off roll. P. & P. 1/9. 4 yard, 9/- P. & P. 1/9. Send 1/- stamps for samples.  
**SPEAKER MATCHING TRANSFORMERS.** 3, 7, 15 ohms, 8 watt, 11/6 P. & P. 1/6.

**MICROPHONES:** Xtal Hand Mikes. B1001 with stand, 54/6. P. & P. 3/6. ACOS Mike 45, 21/-, ACOS Mike 40, 18/6. Dyn. Mike DM-801, 30/-, CM21 Xtal, 12/6. Telephone Pick-up, 10/6. P. & P. 1/-. Xtal lapel Mike, 7/6. Guitar Mike, 12/6. P. & P. 1/-.  
**FERRUX RODS:** 6 x ½in., 2/6; 4½ x ¾in., 2/-; 6 x ½in., 2/6; 8 x ¾in., 3/-, P. & P. 1/- each.

**FERRUX RODS WITH OILS,** 4½ x ¾in., 3/6; 8 x ¾in., 5/6; P. & P. 1/- each.  
**ROTARY SWITCHES:** 2 Pole Mains Switch, 3/-; 1 pole 12 way, 2 pole 3 way, 3 pole 3 way, 3 pole 4 way, 4 pole 3 way, 3/6 each. P. & P. 1/-.  
**TRANSISTOR SPEAKERS** 8 ohm 2in., 8/6. 3in., 10/6. 3½in., 12/6. P. & P. 1/-.

**GARDRICES**  
Stereo: Sonotone 9TA H/C Diamond 47/6. 8TA Sapphire, 37/6. 8TA Sapphire, 30/-, Ronette S105 Medium Output, 28/6. S105 High Output 28/6. DC284 Stereo Compatible 25/6. Acos GP93/1 Sapphire, 37/6. GP94/1 Sapphire, 39/6. GP81 Diamond 42/-, GP91 Stereo Compatible (High, Medium or Low Output), 25/-, TA800 converts Philips AC3301, AG3306 to B.S.R. SX1H. Plug-in head complete with cartridge 50/-, TA700 equivalent to B.S.R. SX1M, 35/-, Japanese equivalent to B.S.R. TC8, 35/-.  
**Mono:** Acos GP07/2 will replace Collaro and Garrard Mono cartridges, 18/6. T.C. Crystal High Gain, 15/-, B.S.R. TC8H Jap. equivalent, 26/-, Sonotone 2TS8, 15/-, Post and Packing 1/6.  
**EARPIECES WITH OARD** and 3-5 mm. plug. 8 ohm magnetic, 3/-, 250 ohm, 4/-, 150 ohm with clip, 6/6. Xtal P. & P. 6/-.  
**PLANO KEY PUSH BUTTON SWITCHES,** 7 button inc. mains on off. 6 banks of 6 P.C.C.O., 8/6. P. & P. 1/-.

**BROADWAY Electronics**  
92 MITCHAM ROAD, TOOTING BROADWAY,  
LONDON, S.W.17 Telephone 01-672 3984 (Closed all day Wednesday)  
(Few minutes from Tooting Broadway Underground Station)

**RESISTORS**

Mixed Parcel 200 fixed 20/-, p. & p. 2/6

Mixed Parcel 300 variable 20/-, p. & p. 2/6

**CHASSIS UNITS**

13 valves. ECC82(5), EB91(6), EF91(2). 60 resistors, capacitors etc. Valve cans and bases. Multicon plugs. 30/-, p. & p. 6/-.  
Flexible Metal Tubing. Galvanised ¼in. int. diam. 35/- 100ft, p. & p. 7/6.  
Field Telephones Type F. 32/6. p. & p. 7/6.

Mixer Units Type 18. HF, MF, LF. Valve 882. 10/-, p. & p. 2/6.

**TRANSFORMERS**

SSTR894. PRI. 220-230-250v. SEC. 6-3v(2a), 300-350-390v (35ma), 80-90-100v(10ma). 30/-, p. & p. 5/-.

SSTR073. PRI. 220-230v. SEC. 35v(0-5a), 6-3v(2a), 225-0-225v (27ma). Oil filled. 25/-, p. & p. 5/-.

SSTR009. PRI. 230v. SEC. 50v(50ma). 4v(1a), 6-3v(8a). 25/-, p. & p. 5/-.

Two Core Cable rubber covered, 1/- per yard inc. p. & p.

**STATUS SUPPLIES**

Status House, Wilkinson Avenue, Blackpool


**Bargain—Car Radios.** Our Price 9 gns. Negative or positive earth (switched) fully transistorised (12v) medium and long waves. Speaker and fitting kit supplied at no extra cost. P/P 5/-.

**DULCI HI-FI UNITS**

The Dulci range of tuners and amplifiers offer exceptional quality at a sensible price.  
**Amplifiers:** 207 and 207M. **Tuners:** FMT7 and FMT7s.  
**SEND NOW FOR FULL DETAILS**

**Sonotone 9TA and 9TA/H.C.** Diamond Cartridge brand new, boxed in manufacturers' carton 49/6 + 2/6 p/p. **Acos GP 91-1 and GP 91-3** stereo compatible cartridges, new in sealed manufacturers' cartons 22/6 + 2/6 p/p.

**TRIO Stereo Moving Magnet Cartridge Model AD76K.** Diamond Stereo LP Stylus. Frequency response 20-20,000 c/s output. 7mv tracking pressure 2 grammes ± 0.5 grm. Fully guaranteed. Price 85/- p/p free.



The greatest HI-FI Budget system to-day—can't be beaten—price or quality anywhere—look at these great features—then compare.

**Teleton F2000** tuner amp. AM-FM with multiplex decoder and A.F.C.—2 x 5w channels R.M.S. Bass Volume Treble Balance controls, a truly outstanding unit £ 43 s 1 d 0  
**Garrard SP 25 Mk II** Transcription deck 15 11 11  
**Teleton SA 1003** matching speaker enclosures 9 5 0  
**Sonotone 9 TA** Diamond Cartridge 4 2 0  
**Plinth and Perspex cover** 7 0 0  
**£78 19 11**

Exclusively offered by **WALDON** at the remarkably low price of **63 gns.**

**E.M.I. HI-FI SPEAKERS**

**SET 450:** 13 x 8 with two built-in tweeters and cross-over unit. Our Price 69/6. 3 or 15 ohm, 10w, 40-13,000 Hz.  
**SET 850:** 6½" bass plus 3½" tweeter and cross-over unit. 8 ohm, 10w, 65-20,000 Hz. 79/6.  
**SET 250:** 5" heavy duty bass plus 3" tweeter and cross-over unit. 8 ohm, 6w, 80-20,000 Hz. 65/-.  
**Add 5/6 p/p for each speaker set**

**BASF TAPE 25% OFF**

5"	600ft.	14/-	900ft.	19/-	1200ft.	30/-
5½"	900ft.	19/-	1200ft.	24/-	1800ft.	39/-
7"	1200ft.	24/-	1800ft.	35/-	2400ft.	57/-

P. & P. 2/- per reel.—over £5 FREE

**● Bargain—Changer decks at lowest prices ever**

<b>GARRARD</b>		
Beautiful teak	1025	£8.0.0.
plinth and perspex cover to suit	2025	£8.10.6.
these units	AT60 Mk. II	£12.19.6.
	SP25 Mk. II	£12.0.0.
5 Gns. P. & P. Free	3500 with Son	
	9TA.HC diam. cart.	£10.19.6.

Add 10/- p/p for each Garrard unit

**HI-FI SPEAKER K12TC—12in. 12 watt**

Offers an exceptionally smooth and extended response, with very low level of distortion from the specially designed twin diaphragms.

**Frequency Response:** 30-16,000Hz.  
**Impedance:** 15-160Hm.

**OUR SPECIAL PRICE** 97/6  
 PLUS P. & P. 6/6

**SPEAKER ENCLOSURES**

**Type:** INFINITE Baffle  
**Model 8:** 8" plus 3" tweeter  
**Model 138:** 13" x 8" EMI  
 Both £4.19.6 each  
**Model 1012:** 10" or 12" plus 4" tweeter  
 £7.19.6

All enclosures are in oiled teak, fully built. Please add 8/- p. & p. on each enclosure

**● Bargain—Speakers, Hi-Fi—The Baker Selhurst Stalwart.** 12in. round, 15 watt rating, 12,000 lines gauss, 15 ohms, response 45-13,000c/s. Bass resonance 40-50c/s, solid aluminium chassis. Our price £5.9.6.

p/p 6/6


**● Bargain — Speakers, Hi-Fi — The Baker Selhurst** Guitar Group 25, 12in. round, 25 watt rating, 12,000 gauss, 15 ohms, response 30-10,000 c/s, solid aluminium chassis, heavy duty cone. Our price £5.9.6.

p/p 6/6

**WALDON ELECTRONICS 707 Blackburn Road, Bolton, Lancs. Bolton 54280.**

**PHOTOELECTRIC KIT**

**CONTENTS:** 2 P.C. Chassis Boards, Chemicals, Etching Manual, Infra-Red Photo-transistor, Latching Relay, 2 Transistors, Condensers, Resistors, Gain Control, Terminal Block, Elegant Case, Screws, etc. In fact everything you need to build a Steady-Light Photo-Switch/Counter/Burglar Alarm, etc. (Project No. 1) which can be modified for modulated-light operation.



**PHOTOELECTRIC KIT**  
**39/6**

Postage and Pack. 2/6 (UK)  
 Commonwealth:  
**SURFACE MAIL 3/6**  
**AIR MAIL £1.0.0**  
 Australia, New Zealand  
 S. Africa, Canada and U.S.A.  
 Also Essential Data Circuits  
 and Plans for Building  
 10 Advanced Designs

**INVISIBLE BEAM OPTICAL KIT**

Everything needed (except plywood) for building: 1 Invisible-Beam Projector and 1 Photocell Receiver (as illustrated). Suitable for all Photoelectric Burglar Alarms, Counters, Door Openers, etc.  
**CONTENTS:** 2 Lenses, 2 mirrors, 2 45-degree wooden blocks, Infra-red filter, projector lamp holder, building plans, performance data, etc. Price 19/6. Postage and Pack. 1/6 (U.K.). Commonwealth: Surface Mail 2/-; Air Mail 8/-.

**LONG RANGE INVISIBLE BEAM OPTICAL KIT**

**CONTENTS:** As above. Twice the range of standard kit. Larger Lenses, Filter, etc. Price 29/6. Postage and Pack. 1/6 (U.K.). Commonwealth: Surface Mail 2/6; Air Mail 10/-.

**JUNIOR PHOTOELECTRIC KIT**

Versatile Invisible-beam, Relay-less, Steady-light Photo-Switch, Burglar Alarm, Door Opener, Counter, etc., for the Experimenter.  
**CONTENTS:** Infra-Red Sensitive Phototransistor, 3 Transistors, Chassis, Plastic Case, Resistors, Screws, etc. Full Size Plans, Instructions, Data Sheet "10 Advanced Photoelectric Designs". Price 19/6. Postage and Pack. 1/6 (U.K.). Commonwealth 2/-; Air Mail 4/-.

**JUNIOR OPTICAL KIT**

**CONTENTS:** 2 Lenses, Infra-red Filter, Lampholder, Bracket, Plans, etc. Everything (except plywood) to build 1 miniature invisible beam projector and photocell receiver for use with Junior Photoelectric Kit. Price 10/6. Post and Pack. 1/6 (U.K.). Commonwealth: Surface Mail 2/-; Air Mail 4/-.

**YORK ELECTRICS**

**333 YORK ROAD, LONDON, S.W.11**

Send a S.A.E. for full details, a brief description and Photographs of all Kits and all 52 Radio, Electronic and Photoelectric Projects Assembled.

**ELECTROVALUE**

EVERYTHING BRAND NEW AND TO SPEC. NO SURPLUS

**SPECIALIST SUPPLIERS OF TRANSISTORS IN TYPES TO SUIT ALMOST ALL APPLICATIONS**

- **COMPETITIVE PRICES**
- **HIGH QUALITY COMPONENTS FOR TRANSISTOR CIRCUITS**
- **PEAK SOUND AS ADVERTISED**
- **CATALOGUE PACKED WITH UP TO THE MINUTE ITEMS AND INVALUABLE INFORMATION.** Send 1/6 for your copy now.
- **DISCOUNTS—10% on orders for components for £3 or more. 15% on orders for components for £10 or more.**
- **POSTAGE on order for £1, add 1/-.** FREE on orders for £1 or over. Overseas orders welcome—Carriage charged at cost.

**ELECTROVALUE**

(Dept. PW), 32a ST. JUDES RD., ENGLEFIELD GREEN, EGHAM, SURREY. Tel: Egham 5533 (STD 0784-3)

# Practical Wireless Classified Advertisements

The pre-paid rate for classified advertisements is 1/8d. per word (minimum order 20/-), box number 1/6d. extra. Semi-displayed setting £5 2s. 0d. per single column inch. All cheques, postal orders, etc., to be made payable to PRACTICAL WIRELESS and crossed "Lloyds Bank Ltd." Treasury notes should always be sent *registered post*. Advertisements, together with remittance, should be sent to the Classified Advertisement Manager, PRACTICAL WIRELESS, IPC Magazines Ltd., Fleetway House, Farringdon Street, London, E.C.4 for insertion in the next available issue.

## FOR SALE

£6,000 IN VOUCHERS GIVEN AWAY. See free Catalogue for details. Tools, materials, mechanical, electrical, thousands of interesting items. WHISTON, Dept. VW, New Mills, Stockport SK12 4HL.

**YUKAN SELF-SPRAY** OR AIR DRYING GREY HAMMER OR BLACK WRINKLE (CRACKLE) FINISHES

Yukan Aerosol spraykit contains 16 ozs. fine quality durable easy instant spray. No stove baking required. Hammers available in grey, blue, gold, bronze. Modern Eggshell Black Wrinkle (Crackle) all as 15/11 as our counter or 16/11, carriage paid, set push-button self-spray can. Also Durable, heat and water resistant Black Matt finish (12 ozs. self-spray can only) 13/11 carriage paid.

**SPECIAL OFFER:** 1 ozs. optional transferable snap-on trigger handle (value 5/6) for 18/11, carriage paid. Choice of 13 self-spray plain colours and primer (Motor car quality) also available. Please enclose cheque or crossed P.O. for total amount direct to:

Dept. M/7 **YUKAN, LONDON, W.2.**  
307a, EDGWARE ROAD,  
We supply many Government Departments, Municipal Authorities, Institutes and Leading Industrial Organisations—we can supply you too.  
Open all day Saturday, Closed Thursday afternoons.

## MORSE MADE EASY !!

**FACT NOT FICTION.** If you start **BIGHT** you will be reading amateur and commercial Morse within a month. (Normal progress to be expected.)

Using scientifically prepared 3-speed records you automatically learn to recognise the code **RHYTHM** without translating. You can't help it, it's easy as learning a tune. 18 W.P.M. in 4 weeks guaranteed.

For details and course C.O.D. ring, s.t.d. 01-860 2896 send 8d. stamp for explanatory booklet to: **680HS (BOX 11), 45 GREEN LANE, PURLEY, SURREY**

**NUT DRIVERS** in 22 sizes. B.A., A/F. & M.M. Send S.A.E. for lists to Bargain Spot, 268 London Road, Croydon.

**CODAR CR70A, PR30X RQ10, Speaker. £32.** 24, Leigh Sinton Road, Malvern, Worcs.

**SURPLUS** to requirements various small Electronic Components. S.A.E. for list. Box No 89

**CONSIDERABLE** quantity of short wave transmission and receiving gear for sale owing to death of owner. Impossible to describe full range. A visit to the house will be necessary. This is in Exeter. Also very large quantity of spares of many kinds. Please write in first instance to Box 88.

## EDUCATIONAL

**BECOME "Technically qualified"** in your spare time, guaranteed diploma and exam. home-study courses in radio, TV servicing and maintenance. T.T.E.B., City and Guilds, etc.: highly informative 120-page Guide—free. **CHAMBERS COLLEGE** (Dept. 857K), 148 Holborn, London, E.C.1.

**CITY & GUILDS** (electrical, etc.) on "Satisfaction or Refund of Fee" terms. Thousands of passes. For details of modern courses in all branches of electrical engineering, electronics, radio, TV., automation, etc., send for 132-page Handbook—FREE. B.I.E.T. (Dept. 168K), Aldermaston Court, Aldermaston, Berks.

## EDUCATIONAL (continued)

**RADIO AND TELEVISION SERVICING RADAR THEORY AND MAINTENANCE TELECOMMUNICATIONS**

This private College provides efficient theoretical and practical training in the above subjects. One-year day courses are available for beginners and shortened courses for men who have had previous training.

Write for details to:  
**The Secretary, London Electronics College, 20 Penywern Road, Earsl Court, London, S.W.5. Tel. 01-373-8721**

### TRAIN FOR SUCCESS WITH ICS

Study at home for a progressive post in Radio, TV and Electronics. Expert tuition for City & Guilds (Telecoms and Radio Amateurs') R.T.E.B., etc. Many unique diploma courses incl. Colour TV, Electronics, Telemetry & Computers. Also self-build kit courses—valve and transistor.

Write for **FREE prospectus** and find out how **ICS** can help you in your career.

**ICS, DEPT. 541, INTERTEXT HOUSE, STEWARTS ROAD, LONDON, SW8**

**RADIO OFFICER** training courses. Write: Principal, Newport and Monmouthshire College of Technology, Newport, Mon.

## WANTED

**DAMAGED AVO METERS**, Models 7 & 8, any quantity. Send for packing instructions. **HUGGETT'S LTD.**, 2/4 Pawsons Road, West Croydon.

**WE BUY** New Valves, Transistors and clean new components, large or small quantities, all details, quotation by return. **WALTON'S WIRELESS STORES**, 55 Worcester Street, Wolverhampton.

**WE BUY** New Valves and Transistors. State price. **A.D.A. MANUFACTURING CO.**, 116 Alfreton Road, Nottingham.

**WANTED NEW VALVES**, televisions, radios, transistors, etc. **STAN WILLETTS**, 37 High Street, West Bromwich, Staffs. Tel.: WES 0186.

**WANTED:** New valves, transistors etc.; state prices. **E.A.V. Factors**, 202 Mansfield Road, Nottingham.

### WANTED NEW VALVES ONLY

Must be new and boxed  
Payment by return

**WILLIAM CARVIS LTD**  
103 North Street, Leeds 7

## BOOKS & PUBLICATIONS

### SURPLUS HANDBOOKS

19 set Circuit and Notes .. ..	6/6 p/p 6d.
1155 set Circuit and Notes .. ..	6/6 p/p 6d.
H.R.O. Technical Instructions ..	5/6 p/p 6d.
38 set Technical Instructions ..	5/6 p/p 6d.
48 set Working Instructions ..	5/6 p/p 6d.
88 set Technical Instructions ..	7/- p/p 6d.
BC.221 Circuit and Notes .. ..	5/6 p/p 6d.
18 set Circuit and Notes .. ..	5/6 p/p 6d.
Wavemeter Class D Tech. Instr. ..	5/6 p/p 6d.
BC.1000 (31 set) Circuit and Notes ..	5/6 p/p 6d.
CR.100/B.28 Circuit and Notes ..	10/- p/p 9d.
R.107 Circuit and Notes .. ..	7/- p/p 6d.
AR.88D Instruction Manual .. ..	18/- p/p 6d.
62 set Circuit and Notes .. ..	6/6 p/p 6d.

**Circuit Diagram 5/-** each post free, R.1116/A, R.1224/A, R.1355, R.F. 24, 25 and 26, A.1134, T.1154, CR.300, BC.312, BC.342, BC.348J, BC.348 (E.M.P.), BC.824, 22 set.

52 set Sender and Receiver circuits 7/6 post free

Resistor colour code indicator 2/6 p/p 6d.  
S.A.E. with all enquiries please.  
Postage rates apply to U.K. only.

Mail order only to:  
**INSTRUCTIONAL HANDBOOK SUPPLIES**  
DEPT. PW, TALBOT HOUSE,  
28 TALBOT GARDENS, LEEDS 8

**GOVT. SURPLUS WIRELESS EQUIPMENT HANDBOOK**

This useful Handbook gives detailed information and circuit diagrams for British and American Government Surplus Receivers, Transmitters and Test Equipment etc; also contained are some suggested modification details and improvements for the equipment. Incorporated in this revised edition is a surplus/commercial cross referenced valve and transistor guide. This book is invaluable to radio enthusiasts, radio clubs, universities and laboratories. The latest edition priced at 45/- per volume plus 5/- p & p is obtainable only from us at

**GILTEXT (LEEDS) LTD**  
Dept. P.W., 24 Stansfield Chambers, Gt. George Street, Leeds 1.  
s.a.e. with all enquiries, please. Extra postage for foreign orders. Circuits now available individually for most surplus equipment on request.

## MISCELLANEOUS

**ETCHED PRINTED CIRCUIT BOARD KITS.** Full instructions 19/6 C.W.O. 'Circuit-tetch', 12 Cambridge Road, St. Albans, Herts.

**BUILD IT** in a DEWBOX quality cabinet. 2in. x 2 1/2in. x any length. D.E.W. Ltd., Ringwood Road, FERNDOWN, Dorset. S.A.E. for leaflet. Write now—Right now.

**UFO DETECTOR CIRCUITS**, data. 10s. (refundable). Paraphysical Laboratory (UFO Observatory), Downton, Wilts.

**ELECTRONIC SOUND** and musical devices required for exploitation. Adequate finance available. Projects developed to pre-production stage required. Royalty payments guaranteed. Box 87

**MUSICAL MIRACLES.** Send S.A.E. for details of Rhythm Modules, versatile bass-pedal unit, self-contained with unique effects, kits for waa-waa pedals. Also new 50µA meters, 25/- post paid. HURRY. D.E.W. Ltd., 254 Ringwood Road Ferndown, Dorset.

**YOUR CALL SIGN ENGRAVED.** White Letters Black Plate 6 x 1 1/2in. 5/6. 2 x 1/2in. Badge Pin, 4/-. Post Free. C.W.O. Workshops for Disabled, Northern Road, Cosham, Portsmouth. PO6 3EP.

### THE NEW

### ELECTRONIC MUSIC FOR YOU

Then how about making yourself an electric organ? Constructional data available—full circuits, drawings and notes! It has 5 octaves, 2 manuals and pedals with 24 stops—uses 41 valves. With its variable attack you can play Classics and Swing.

Write NOW for free leaflet and further details to C. & S., 20 Maude Street, Darlington, Durham. Send 4d. stamp.

### 6 OR 12 VOLT

### FLUORESCENT LIGHTS

12 ins. 8 Watt tube ample light for caravan, tent etc. Fully transistorised, low battery drain. Unbeatable at **£2.19.6** post paid.

or in kit form **50/-**

### SALOP ELECTRONICS

23 Wyle Cop, Shrewsbury. S.A.E. for lists.



A Two-way Intercom Set. Ideal for all 2-way communication, indoor/outdoor use, home/office use. They will work up to great distances. No G.P.O. licence required. Made to high standard Government specifications. As used in Army Communications. The complete set ready to use, nothing more to buy. Batteries supplied. Bargain offer to Practical Wireless readers. The set £2.10.0. Post and Packing 10/-. Dept. PW

### GLOBE SCIENTIFIC LTD

38 BRIDGE END, MEADOW LANE, LEEDS 1.

### AERIALS

### BAKER and BAINES

for Television and F.M. Aerials

Examples of prices: F.M. dipole 21/-, H 38/-, BBC dipole 30/-, X 38/-, H 42/-, 3 ele 89/-, ITA 3 ele 26/-, 5 ele 34/-, 8 ele 47/6, 11 ele 57/6, double 8 112/-, double 11 140/-, Combined BBC/ITA 1+5 45/-, H+5 69/-, X+5 75/-, BBC2 8 ele 29/-, 14 ele 37/-, 18 ele 54/-, 22 ele 63/-, double 22 ele 142/-, Loft special BBC/ITA 1+5 with pole and brackets 37/-, Prices include clamps and postage. CWO. State channel please. Poles, lashings, coax, diplexers, etc. available—SAE please. 11 Dale Crescent, New Tupton, Chesterfield

## ELECTRICAL

### 240 VOLT ELECTRICITY ANYWHERE



### BEST EVER 200/240 VOLT "MAINS" SUPPLY FROM 12 VOLT CAR BATTERY

Exclusive World Scoop Purchase. The fabulous Mk. 2D American Heavy Duty Dynamotor Unit with a Massive 220 watt output and giving the most Brilliant 200/240 volt performance of all time. Marvelous for Television, Drills, Power Tools Mains Lighting, AC Fluorescent Lighting and all 200/240 volt Universal AC/DC mains equipment. Made at tremendous cost for U.S.A. Govt. by Delco-Remy. This magnificent machine is unobtainable elsewhere.

Brand New and Fully Tested, only £4.18.6, plus 10/6 postage. C.O.D. with pleasure. Money back if not delighted. Please send s.a.e. for interesting illus. details.

Dept. PW STANFORD ELECTRONICS, Rear Derby Road, North Fromenard, Blackpool, Lancashire.

## SERVICE SHEETS

**SERVICE SHEETS. RADIO, TV. 5,000 Models.** List 1/6. S.A.E. Enquiries. TELRAY, 11 Maudland Bank, Preston, Lancs.

**RADIO, TELEVISION** over 3,000 models. JOHN GILBERT TELEVISION, 1b Shepherds Bush Rd., London W.6. SHE 8441.

**SERVICE SHEETS (1925-1969)** for TELEVISIONS, RADIOS, TRANSISTORS, TAPE RECORDERS, RECORD PLAYERS, etc., by return post, with free fault-finding guide. Prices from 1/-. Over 8,000 models available. Please send S.A.E. with all orders/enquiries. HAMILTON RADIO, 54 London Road, Bexhill, Sussex.

**SERVICE SHEETS (75,000) 5/-** each: please add loose 4d. stamp: callers welcome; always open. THOMAS BOWER, 5 South Street, Oakenshaw, Bradford.

## LARGE SUPPLIER OF SERVICE SHEETS

(T.V., RADIO, TAPE RECORDERS, RECORD PLAYERS, TRANSISTORS, STEREOGRAMS, RADIOGRAMS CAR RADIOS)

Only 5/- each, plus large S.A.E.

(Uncrossed P.O.'s please, returned if service sheets not available.)

### C. CARANNA

71 BEAUFORT PARK LONDON, N.W.11

We have the largest supplies of Service Sheets (strictly by return of post). Please state make and model number alternative.

Free TV fault tracing chart or TV list on request.

Mail order only.

## METAL WORK

**METAL WORK:** All types cabinets, chassis, racks etc., to your specifications. PHILPOTTS METAL WORKS LTD., Chapman Street, Loughborough.

## RECEIVERS & COMPONENTS

**150 NEW ASSORTED** Capacitors, Resistors, Silvered Mica, Ceramic, etc. Carbon, Hystab, Vitreous, 1-20 watt, 12/6 Post Free. WHITSAM ELECTRICAL, 33 Drayton Green Road, West Ealing, W.13.

**SIGNAL INJECTOR.** Transistorised square wave generator probe, British Made, only 19/6, P & P 1/6 S A E for details and lists WILSIC ELECTRONICS LTD., 6 Copley Road, Doncaster, Yorks.

"BRAND NEW ELECTROLYTICS, 15 Volt, .5, 1, 2, 5, 6, 8, 10, 15, 20, 30, 40, 50, 100, 200 mfd., 7/6 per dozen, postage 1/-. The C.R. Supply Co., 127 Chesterfield Rd., Sheffield S8.

## BRAND NEW SEMICONDUCTORS

IN914 1/6	2N2219 6/-	2N4059 5/-	BCY81 4/6
IN916 1/6	2N2220 5/-	2N4060 5/-	BCY82 4/6
IN4007 4/6	2N2221 5/-	2N4061 5/-	BCY83 5/6
IS021 4/-	2N2222 5/-	2N4062 5/6	BCY84 4/6
IS025 5/-	2N2369A 5/6	40250 17/6	BCY88 5/6
IS120 2/6	2N2646 11/6	40861 12/6	BCY89 8/6
IS130 2/6	2N2904 5/-	40892 14/6	BCY70 5/6
IS131 2/6	2N2904A 8/-	AC107 6/6	BCY71 9/6
IS132 2/6	2N2905 8/-	AC126 4/-	BCY72 5/6
AA119 2/-	2N2905A 8/-	AC127 8/-	BD124 12/-
BY210 9/-	2N2906 8/-	AC176 5/6	BF115 4/6
BY211 7/6	2N2906A 8/-	AC187 12/-	BF167 6/6
BY213 6/-	2N2906A 8/-	AC189 12/-	BF180 8/6
OA5 5/6	Green 3/6	AC17 5/-	BF184 7/6
OA79 1/9	Yellow 3/6	ACY18 7/-	BF194 6/6
OA81 1/6	Orange 3/-	ACY19 5/-	BFX12 5/6
OA85 1/6	Brown 2/9	ACY20 5/-	BFX13 5/6
OA91 1/6	Red 2/6	ACY21 5/-	BFY60 4/6
CA200 6/-	2N3033 6/6	AC132 12/-	BFY61 4/6
OA212 2/-	2N3054 12/6	AD140 8/-	BFY92 4/6
2N896 5/-	2N3055 15/-	AD149 8/-	BSX19 5/6
2N897 5/-	2N3391 7/6	AD161 7/6	BSX20 5/6
2N706 2/6	2N3391A 6/6	AF114 5/-	BSY26 4/6
2N706A 3/-	2N3393 6/6	AF116 5/-	BSY27 4/-
2N1131 9/6	2N3402 8/6	AF117 5/-	BSY28 4/6
2N1132 9/6	2N3403 9/-	AF12 5/-	BSY29 4/-
2N1302 4/6	2N3404 12/6	AF126 5/-	BSY95A 3/6
2N1303 4/6	2N3405 12/6	AF127 5/-	OC26 6/6
2N1304 5/6	2N3703 4/6	AF181 8/6	OC28 8/-
2N1805 5/6	2N3708 4/6	AF186 11/-	OC85 6/6
2N1806 6/6	2N3704 5/6	AF239 12/6	OC86 6/6
2N1807 6/6	2N3705 4/6	AF210 5/6	OC44 4/-
2N1808 8/-	2N3706 4/6	ASY26 5/6	OC45 2/6
2N1809 8/-	2N3707 4/6	ASY28 5/6	OC71 2/6
2N1613 6/6	2N3708 4/6	ASZ21 7/6	OC72 4/6
2N1711 6/6	2N3709 4/6	BC107 6/6	OC75 4/6
2N1893 8/-	2N3710 4/6	BC108 3/6	OC81 4/6
2N2147 17/6	2N3711 4/6	BC109 3/6	OC88 4/6
2N2148 12/6	2N3819 9/-	BC113 6/6	OC89 6/6
2N2160 17/6	2N3820 20/-	BC147 5/-	OC140 6/6
2N2217 6/-	2N3823 21/6	BC148 4/6	OC202 8/6
2N2218 6/-	2N4058 6/6	BC149 5/-	ORP12 8/6

Send 6d. stamp for complete list. Over 1,000 types Semiconductors in stock. Capacitors, Resistors and Pots also available.

### A. MARSHALL & SON (London) LTD.

28 Cricklewood Broadway, London, N.W.2  
01-452 0161/3

### TELEVISION I.F. STRIPS (less valves)

From BBC, 2 converters ideal for spares, contains smoothing capacitor, dropper resistors, 7 valve holders, I.F. transformers, coil formers, capacitors, resistors, diodes, tag strips, chokes, etc. in each 1 1/2in. x 3 1/2in. no information or circuit. Brand new in boxes, 14/6.

### MAINS TRANSFORMERS

250V input, outputs 10V at 500mA, 24V at 100mA, 32V at 10mA, size 2 1/2in. x 1 1/2in. x 1 1/2in. (drop through type) ideal for transistor power supply, 10/- post paid. 250V input, output 22V at 1 1/2in. x 2in. x 2 1/2in., 11/- post paid.

**MIXED** bag of silver mica and ceramic capacitors, approx. 150, 10/- per bag. **ERIE** Thyristors for drill speed controls 400 p.i.v. at 5A, 12/6.

**HUNTS** 0.1mF, 350Vw paper capacitors, P.C. type, upright mounting, 2/6 doz., 15/- per 100, post paid per 100. **TUBULAR** ceramic capacitors, P.C. type, 3-3pF and 500pF, only 6/- per 100, 1/3 doz.

**MULLARD CAPACITORS** 50 + 50 + 50mF, 350Vw, 5/-, **TRANSISTOR ELECTROLYTICS** 2mF 6Vw, 4mF 64Vw, 20mF 6Vw, 50mF 6Vw, 100mF 6Vw, 8d. each, 100mF, 25Vw, 1/-, 400mF 15Vw, 500mF 9Vw, 8d. 1,000mF 50Vw can type, 4/-.

**SPEAKER COVERING** 7in. x 4in. perforated flexible plastic. Simulated chrome on one side, 1/6 each 12/- doz. **HUNTS** 2,500mfd. 50Vw, brand new, 6/6.

**SILVER MICA** capacitors 50pF size only 3in. x 1in. 200Vw, 4/- per 100. **UNMARKED** SX633 silicon diodes, 300 p.i.v. at 1/2 amp. Tested and guaranteed, 8d. each, 6/- doz.

**GT45B** equiv. to OC71, OC45, etc. 1/3 each, 12/- doz. Manufacturers marked, not rejects.

**P.C. BOARDS** 2 1/2in. x 3 1/2in. ideal for mock-ups. Ready drilled and etched, 2/6 doz. **0.47mF**, 20Vw, P.C. disc capacitors, 3/- doz., 21 per 100. **MAIL ORDER ONLY SAE FOR LISTS**

Postal charges: up to £1+1/6; £1-£2+2/-; £2-£5+3/6; over £5 FREE.

### A. J. H. ELECTRONICS

59 Waverley Road, The Kent, Rugby, Warwick.

**RECEIVERS & COMPONENTS**  
(continued)

**WE ARE BREAKING UP COMPUTERS**

**EX COMPUTER PRINTED CIRCUIT PANELS** 2in. x 4in. packed with semiconductors and top quality resistors, capacitors, diodes, etc. Our price, 10 boards, 10/-, P. & P. 2/-. With a guaranteed minimum of 35 transistors.

**SPECIAL BARGAIN PACK.** 25 boards for £1. P. & P. 3/6. With a guaranteed minimum of 85 transistors. 100 boards 65/-, P. & P. 6/6. With a guaranteed minimum of 350 transistors.

**GIANT PANELS.** 5½ x 4in., min. 20 transistors, 9 x 56µH Inductors, resistors, diodes etc. 3 for £1. P. & P. 2/-.

**PANELS** with 2 power transistors sim. to OC28 on each board + components. 2 boards (4 x OC28) 10/-, P. & P. 2/-.

**TRIM POTS.** On 2 x 4in. boards + Ta caps and other components. 100Ω, 500Ω 15K., 20K. State requirements. 5 boards 10/-, P. & P. 2/-.

**NPN GERMANIUM TO5 1 WATT POWER TRANSISTORS.** On small heat sink, on 2 x 4in. panel. 5 for 10/-, P. & P. 2/-.

**POWER TRANSISTORS.** Sim. to 2N174 ext. eqt. Finned Heat Sink (10D). 4 for £1. P. & P. 5/-.

**ORGAN BUILDERS' SPECIAL 300 TO18 TRANSISTORS + 200 SI DIODE GATES** on panels. £4. P. & P. 6/-.

**OVERLOAD CUT OUTS.** Panel mounting in the following values... 5/- each. 2, 3, 4, 10 amp. P. & P. 1/-.

**MINIATURE GLASS NEONS,** 12/6 doz. P. & P. 1/-.

Ex-Computer **"MEMORY" FERRITE CORE STORES.** 4,000 bits per plane. 25/-, P. & P. 3/-.

**PAPST FANS.** Powerful Extractor/Blower fans. 230/280V. 100 c.f.m., 2,800 r.p.m. 35/-, P. & P. 5/6 ea.

**MICRO SWITCHES,** miniature button type. 10/- doz. P. & P. 1/6.

**NEW RECORDING TAPE.** 900ft. on 5in. reels, low noise ½ in. tape. £1 per reel post free.

**NEW SPRAGUE 0.22µF 250V.** small capacitors. 5/- doz. P. & P. 1/-.

**NEW SPRAGUE ELECTROLYTICS,** 4µF 150V. 5/- doz. P. & P. 1/-.

**LARGE CAPACITY ELECTROLYTICS** 4½ in., 2in. diam. Screw terminals. All at 6/- each. P. & P. 1/6 each, 4,000mF 72V d.c. wkg, 10,000mF 25V d.c. wkg, 25,000mF 12V d.c. wkg.

**KEYTRONICS 52 Earls Court Road, London, W.8. Mail order only**

**COMPLETE RANGE of Amateur, Aircraft, Communications receivers.** Chassis, panels, meters, cabinets, microphones, etc. Stephens-James Ltd., 70 Priory Road, Liverpool 4. Tel. 051-263-7829.

**FET HI-FI PRE-AMP MODULE**  
Latest low-noise FET in special circuit. Matches ANY ceramic/Xtal PU, Xtal mike, valve pre-amp, FM tuner, etc. DIRECTLY into ANY transistor power amp. Input impedance 2 Meg. Dist. <0.2%. 25 Hz-200 kHz ± 1 dB. Power 6-15 volts.  
With full instructions ONLY 25/-, post free (Stereo pair 45/-). Mail order only, c.w.o.

**W. T. MORRIS**  
1 Birch Drive, Shawbury, Shrewsbury.

**COMPONENTS**

Samples from our catalogue: Geared motors 300 rpm-1r/24H from 7/6; 15v. 300mW Zeners 3/-, 10K + 10K 2% 3in ganged pots, 20/-, 220 ohm 200 watt resistors 7/6; 6d stamp for catalogue.

**F. HOLFORD & CO.**  
6 Imperial Square, Cheltenham.

**RECEIVERS & COMPONENTS**  
(continued)

**VALVE BARGAINS**

Any 5-9/-, 10-14/-, 100 £s. 10. 0.  
From the list below:-  
ECC82, ECC83, ECL80, EF80, EF85, EY86, PCC84, PCF80, PCL82, PCL83, PL36, PL81, PL82, PL83, PY33, PY81, PY82, 30F5, 6-30L2, 30FL1, ALL VALVES SET TESTED P & P 1/-

**S. ASHWORTH**

Velco Electronics, 62 Bridge Street, Ramsbottom, Bury, Lancs.

**INTEGRATED CIRCUITS** at lowest price GE Type PA234 1 Watt Audio Amplifier. Few only at 17/6d. each inc. data. P. & P. C.W.O. JEF ELECTRONICS, 12 York Drive, Grappenhall, Warrington, Lancs.

Mail Order Only.

**SITUATIONS VACANT**

TV and Radio, A.M.I.E.R.E., City & Guilds, R.T.E.B. Certs., etc. on 'Satisfaction or Refund of Fee' terms. Thousands of passes. For full details of exams and home training Courses (including practical equipment) in all branches of Radio, TV, Electronics, etc. write for 132-page Handbook—FREE. Please state subject. **BRITISH INSTITUTE OF ENGINEERING TECHNOLOGY** (Dept. 137K), Aldermaston Court, Aldermaston, Berks.

**ENGINEERS. A TECHNICAL CERTIFICATE** or qualification will bring you security and much better pay. Elem. and adv. private postal courses for C.Eng., A.M.I.E.R.E., A.M.S.E. (Mech. & Elec.), City & Guilds, A.M.I.M.I., A.I.O.B., and G.C.E. Exams. Diploma courses in all branches of Engineering—Mech., Elec., Auto., Electronics, Radio, Computers, Draughts., Building, etc. For full details write for FREE 132 page guide: **BRITISH INSTITUTE OF ENGINEERING TECHNOLOGY**, (Dept. 169K), Aldermaston Court, Aldermaston, Berks.

**RADIO TECHNICIANS**

**VACANCIES TO BE FILLED BY OCTOBER 1969**

A number of suitably qualified candidates are required for unestablished posts, leading to permanent and pensionable employment (in Cheltenham and other parts of the UK, including London). There are also opportunities for service abroad.

Applicants must be 19 or over and be familiar with the use of Test Gear, and have had practical Radio/Electronic workshop experience. Preference will be given to such candidates who can also offer "O" Level GCE passes in English Language, Maths and/or Physics, or hold the City and Guilds Telecommunications Technician Intermediate Certificate or equivalent technical qualifications. A knowledge of Electro-mechanical equipment will be an advantage.

Pay according to age, e.g. at 19—£860 at 25—£1,130 (highest age pay on entry) rising by four annual increments to £1,304.

Prospects of promotion to grades in salary range £1,217-£2,038. There are a few posts carrying higher salaries.

Annual Leave allowance of 3 weeks 3 days rising to 4 weeks 2 days. Normal Civil Service sick leave regulations apply.

Application forms available from:  
**RECRUITMENT OFFICER (RT 37/54)**  
**GOVERNMENT COMMUNICATIONS HEADQUARTERS,**  
OAKLEY, PRIORS ROAD,  
CHELTENHAM, GLOS. GL52 5AJ

**SITUATIONS VACANT**  
(continued on next page)

**BARGAIN BASEMENT**  
**BABY ALARM / INTERPHONE**

Fully transistorised. Master & sub interphone. Only 5" x 3" x 1". Crystal clear 2-way conversations. Works over ¼ mile (house to house, etc.).  
**39/11** Post 3/6. G'teed 7-day trial offer. Long connecting lead & batt. supp.



**FANTASTIC SPEAKER BARGAIN**  
Famous English. 12" high flux, heavy cone. 10 watts speaker with built-in tweeter, 3 or 15 ohms. (P. & I. 4/9) **35/-**

**NEW RELEASE HI-FI COLUMN SPEAKER CABINET**  
Beautifully made. Suitable for 7-12" speakers. Rosewood finish. Screwed and glued. Attractive grey cloth front measures 24" x 13" x 10" with tweeter hole above.  
**69/6** (Carr. 10/-)  
With 12" speaker as advertised above 99/- (carr. 10/-).



**HI-FI HORN** 10 watts. Add this 16 ohms unit to your existing speaker system and create real live sound! **ONLY 25/6** (P. & I. 3/6)  
Variable cross-over unit (for Horn) (P. & I. 2/6) 21/-



**DIAMOND PICK-UP HI-FI PICK-UP**  
Your reproduction is only as good as your pick-up. Our diamond turnover unit assures quality sound.  
**Mono 16/- Stereo 26/- Post 1/9.**  
Send S.A.B. for Catalogue.



**MULTIMETER**  
Measures AC/DC 0.1-1000v. AC/DC 1,000 ohms/v. DC current 150 M/A. Resistance 100 k ohms. Ideal for checking faults in household and car electronics. Guaranteed. (P. & I. 3/6) **39/6**



**ELECTRAMA**

1 George Street, Hailsham, Sussex.

**NEW VALVES!**

Guaranteed and Tested 24-HOUR SERVICE

IR5 5/6	DL96 6/9	EY86 5/9	PL500 12/9
185 4/3	DY86 5/3	EZ80 3/9	PL504 13/3
1T4 2/9	DY87 5/3	EZ81 4/6	PY32 10/-
384 5/9	EAB08 5/9	K761 8/3	PY33 10/-
3V4 5/9	EBC41 9/9	K766 15/9	PY31 5/-
6AQ5 4/6	EBF80 6/-	N78 14/6	PY82 5/-
6L8 6/-	EBF89 5/9	PAB08 6/9	PY83 5/3
25L6GT 4/6	ECC82 4/-	PC86 10/3	PY88 6/-
30CL8 8/6	ECC83 4/9	PC88 10/3	PY800 7/3
30FL1 13/6	ECC85 5/6	PC97 8/3	PY801 6/3
30FL2 14/3	ECH35 5/6	PC000 7/6	R19 6/3
30FL14 11/9	ECH42 10/6	PCC84 6/3	U25 12/9
30P4 11/6	ECH81 5/9	PCC89 9/9	U26 11/6
30P19 11/6	ECL80 6/3	PCC189 11/6	U191 12/3
30P1L 13/6	ECL82 6/3	PCF80 6/3	UAB08 6/6
CC85 9/9	ECL86 7/6	PCF81 6/6	UBC41 8/3
CL35 17/6	EF37A 6/-	PCF85 8/6	UB389 6/3
DAC32 6/9	EF39 4/6	PCF88 11/9	UC084 7/9
DAF91 4/3	EF80 4/9	PCL82 6/9	UC085 6/6
DAF96 6/3	EF85 5/9	PCL83 8/9	UCF80 8/-
DF33 7/6	EF86 6/3	PCL84 7/-	UCH42 10/6
DF81 2/9	EF89 4/9	PCL85 8/9	UCH81 7/-
DF96 6/3	EF183 5/9	PCL86 9/3	UC182 6/9
DK32 6/9	EF184 5/3	PF1200 11/9	UF41 10/6
DK91 5/6	EH90 6/-	PL86 9/3	UF89 6/6
DK96 6/6	EL33 8/3	PL81 7/-	UL41 10/3
DL35 4/9	EL41 10/3	PL82 6/9	UL84 6/9
DL82 2/9	EL84 4/9	PL83 6/9	UY41 7/-
DL84 5/9	EY51 7/3	PL84 6/3	UY85 5/3

Postage on 1 valve 9d. extra. On 2 valves or more, postage 6d. per valve extra. Any parcel insured against damage in transit 6d. extra. Office address, no callers.

**GERALD BERNARD**  
83 OSBALDESTON ROAD  
STOKE NEWINGTON  
LONDON, N.16



There is scope,  
variety and  
responsibility as a

# RADIO TECHNICIAN

in Air Traffic Control

Join the National Air Traffic Control Service, a Department of the Board of Trade, as a Radio Technician and you have the prospect of a steadily developing career in a demanding and ever-expanding field.

**Entrance qualifications:** you should be 19 or over, with practical experience in at least one of the main branches of telecommunications.

Once appointed and given familiarisation training, you will be doing varied and vital work on some of the world's most advanced equipment, including computers, radar and data extraction, automatic landing systems and closed-circuit television. Work is based on Civil Airports such as Heathrow, Gatwick and Stansted, Air Traffic Control Centres, Radar Stations and other specialist establishments.

Starting salary is £869 (at 19) to £1,130 (at 25 or over): scale maximum £1,304 (higher rates at Heathrow), and some posts attract shift-duty payments. Your career prospects are excellent and every opportunity and assistance is given to study for higher qualifications. The annual leave allowance is good and there is a non-contributory pension scheme for established staff.

Send this coupon for full details and application form:  
To: Mr. A. J. Edwards, C.Eng., M.I.E.E., M.I.E.R.E.  
Room 705, The Adelphi, John Adam Street,  
London, WC2 marking your envelope 'Recruitment'.

Name.....

Address.....

.....PW/A1

Not applicable to residents outside the United Kingdom

**NATCS** National Air Traffic Control Service

## PADGETTS RADIO STORE

OLD TOWN HALL, LIVERSEDGE, YORKS.  
Tel. Cleckheaton 2866

Indicator Unit type 26. Size 12x9x9in. with outer case. Fitted with 2½" tube C.R.T. type CV1526. Nine B7G valves. Clean condition, but not tested. 32/6, p. & p. 10/-.

New 12" Speakers with built in tweeter 8 ohm or 15 ohm 6 watts max 28/6, post paid.

Ex Washing Machine Motors. Single phase 230 volt ¼ H.P. 1425 R.P.M. All perfect. 26/- p. & p. 10/-.

Silicon Rectifier 500mA, 800 P.I.V. No duds. 2/6, post paid. 24/- per dozen, post paid.

Jap Ear Piece. Magnetic 8 ohm. Small and large plug. 1/11, post paid.

Reclaimed TV tubes with six months guarantee. 17in. type AW43/88, AW43/80, 40/-; MW43/69, 30/- 14in. types, 17/- All tubes, 12/- carriage.

Speakers removed from TV sets. All PM and 8 ohms. 6in. round, 3/-, p. & p. 3/-; 6 for 24/-, post paid.

6x4in., 3/-, p. & p. 3/-; 6 for 24/-, post paid. 7x4in., 5/-, p. & p. 3/-; 6 for 34/-, post paid. 5in. round, 3/-, p. & p. 3/-; 6 for 24/-, post paid.

Slot Speakers, 8x2½in., 5/-, p. & p. 3/-; 6 for 30/-, post paid.

Indicator Unit type	VALVE LIST			
	Single Valves	Ex Equipment, 3 months' guarantee	Post 7d., over 3 Valves	p. & p. paid
116a VCR97 tube.				
Mu metal screen	ARP12 1/6	PCL83 5/-	6BW7 2/6	
and EF50 valves,	EB91 9d	PL36 5/-	6K7 1/9	
Good condition,	EF85 3/-	PL38 6/-	6U4 5/-	
but not tested.	EBF80 3/-	PL81 4/-	6V6 1/9	
22/6, carriage 10/-.	ECC81 3/-	PY39 5/-	6P28 5/-	
Untested Pye, KB.	ECC82 3/-	PY81 1/6	10P13 2/6	
RDG, Ekco 17in.	ECL80 1/-	PZ30 5/-	185BT 8/6	
TV sets. Bush	EF80 1/-	U191 5/-	20D1 3/-	
17in. TV sets, 50/-	EF90 1/6	U281 5/-	20P1 5/-	
each, carriage 15/-.	EF91 9d	U382 5/-	20P8 2/6	
Passenger train,	PCF80 2/-	U301 5/-	30P1L 5/-	
double rate.	PCL82 4/-	U329 5/-	30P12 5/-	
		U251 5/-	30F5 2/6	
		6B8 1/8	30FL1 5/-	
			6/80L2 5/-	

# WIRECOMP ELECTRONICS

LONDON'S LEADING  
BARGAIN SPECIALISTS  
FOR THE RADIO • HI-FI  
& ELECTRONICS ENTHUSIAST

Special displays of radios, recorders, record decks, tuners, amps., meters, speakers, etc., etc. ALL faulty or damaged needing repair—

## AT GIVE AWAY PRICES!

100's of component bargains from our easy to see and choose from self service racks.

100's OF OLD TYPE VALVES — from 2/- each

ASSORTED TRANSISTORS 9d each. 7/6 per doz

Huge stocks of shop soiled and reconditioned second hand radios, record players, tape recorders, etc.

## SPOT CASH PART EXCHANGES

WE OFFER THE HIGHEST RATES IN LONDON

There's something for everyone

COME AND LOOK TODAY (Open 6 days a week!)

ALL THESE ITEMS ARE AVAILABLE TO CALLERS ONLY

PERSONAL CALLERS TO:

48 TOTTENHAM CT. RD., W.1

Tel. 01-636 0647

Head Office and Warehouse  
44A WESTBOURNE GROVE  
LONDON W2  
Tel. PARK 5641/2/3

# Z & I AERO SERVICES LTD.

Please send all correspondence and Mail-Orders to the Head Office  
When sending cash with order, please include 2/6 in 2 for postage and handling  
MINIMUM CHARGE 2/6. No C.O.D. orders accepted.

Retail Shop  
85 TOTTENHAM COURT ROAD  
LONDON W1  
Tel. LANgham 8403  
Open all day Saturday

OA2	6/-	6AK6	11/6	6C4	5/6	6P25	13/-
OA3	8/6	6AL5	3/-	6C8GT	6/6	6P28	13/-
OB2	6/-	6AM4	22/-	6C6	4/-	6Q7	7/-
OB3	9/-	6AM5	5/-	6C8G	7/-	6SA7	7/-
OC3	6/6	6AM6	4/-	6C9	17/8	6SG7	6/6
OD3	6/6	6AM8	8/-	6CB6	5/-	6SH7	6/6
OM10	11/-	6AN8	10/-	6CD6A	5/-	6S7	7/-
LA32	12/-	6AQ6	6/6	6CG6	22/-	6S7GT	6/6
1B3GT	7/-	6AQ7	10/-	6CG7	8/-	6S7GT	6/6
1C5GT	5/-	6AR5	6/6	6CH6	11/-	6SQT	7/-
1G4GT	8/-	6AR6	6/6	6CL6	9/-	6SQT	7/-
1H5GT	7/-	6AS5	6/6	6CL8	15/-	6S87	8/-
1LA	9/6	6AS6	7/6	6CL6	12/-	6T8	6/6
1R5	6/5	6AS7G	15/-	6CW4	12/-	6U4GT	12/-
1R4	5/6	6AT6	4/6	6C75	7/6	6U8	6/6
1R5	4/6	6AU4CTA	4/6	6D3	7/6	6V6GT	6/6
174	4/-	6A9	9/-	6D4	17/6	6X4	4/6
1U4	6/-	6AU6	5/6	6DC6	18/6	6X5GT	6/6
1U6	9/6	6AUS	10/6	6DK6	8/-	6X8	11/-
1V2	9/-	6AV5GT4	12/-	6DQ6B	11/-	6Y6G	11/6
1X2B	7/-	6AW7	12/-	6D84	15/-	7C5	14/6
1Z2	25/-	6AV6	5/6	6D75	8/-	7S7	22/6
2C26A	9/6	6AW8A11/-	6/6	6DEA8	11/-	7Y4	11/-
2C40	8/6	6AX4GTB	6/6	6E6W	12/-	7Z4	7/6
2C31	8/6	6AX5GT	8/6	6F6G	6/6	9B6W	7/6
2C474	12/-	6/6	12/6	6F7	9/-	9D2	3/6
2D21	6/6	6/6	12/6	6F11	6/6	10C2	10/6
2E28	27/6	6AX7	10/6	6F13	6/6	10D2	8/6
2X2	5/6	6B4G	15/6	6F14	12/-	10F1	18/-
3A4	4/6	6B8G	2/6	6F15	11/6	10F2	18/-
3B28	4/6	6BA6	4/6	6F17	9/6	10F18	7/6
3Q4	7/6	6BA7	15/6	6F18	7/6	10L1	7/6
3R4	6/6	6BC5	3/6	6F23	11/6	10L11	10/6
3V4	8/6	6BE6	4/6	6F24	13/-	10L12	10/6
4B32	80/6	6BE5	15/6	6F25	14/-	10L13	10/6
5R4CY	10/6	6BF6	9/6	6F28	13/-	10L14	16/6
5U4G	5/6	6BF7	12/6	6GH8	11/6	12AD6	6/6
5U4GB	7/6	6BG6G	11/6	6GK6	12/-	12AL5	7/6
5U5	8/6	6BH6	8/6	6GW6	11/6	12AL6	7/6
5Y3GT	5/6	6B76	8/6	6J4	9/6	12AQ5	5/6
5Z3	8/6	6BK4	20/6	6J5GT	5/6	12AT6	4/6
5Z4G	7/6	6BK7A	9/6	6K6	3/6	12AT7	6/6
6R80L2	14/-	6BL7GTA	6/6	6K7	8/6	12AU7	5/6
6A8G	5/6	6/6	11/6	6K6GT	9/6	12AV6	5/6
6AB4	6/6	6BN6	6/6	6K7G	2/6	12AX7	5/6
6AB7	4/6	6BQ6GTB	6/6	6K23	9/6	12AY7	13/6
6AC7	4/6	6/6	12/6	6K25	15/-	12B4A	9/6
6AD4	15/-	6BQ7A	7/6	6L6GT	8/6	12BA6	6/6
6AFP4A	9/6	6BR7	16/6	6L7	6/6	12BA7	6/6
6AG5	3/6	6BR8	12/6	6L12	5/6	12BE6	6/6
6AG7	6/6	6AG7	25/6	6L18	6/6	12BH7	6/6
6AH6	14/6	6BRW6	6/6	6L19	80/6	12B8	4/6
6AJ5	9/6	6BW7	13/6	6LD20	5/6	12BY7	10/6
6AJ8	5/6	6BZ6	6/6	6NTGT	6/6	12CUG	12/6
6AK5	6/6	6BZ7	10/6	6P1	11/6	12DQ7	10/6

## First Quality Fully Guaranteed



## ELECTRONIC VALVES

Combined effect of increase in Purchase Tax and S.E.T. and import restrictions forced us to introduce an increase of 1d. per shilling which must be added to the total of each order.

12E1	20/-	30L17	18/-	866A	14/-	E55L	52/6
12E14	52/6	30P12	15/-	884	10/-	E58F	20/-
12K5	10/-	30P19	14/-	8870	10/-	E58C	22/-
12K8	8/-	30PL15	15/-	5751	11/-	E88CC	12/6
12Q7GT	5/6	30PL13	17/6	5763	12/-	E130L100/-	
12SC7	4/6	30PL14	17/-	5886	40/-	E180F	17/6
12SG7	6/6	35A5	10/6	6080	27/6	EAF30110/-	
12SK7	7/6	35B5	12/-	6146	27/6	EAB8C80	6/-
12AQ5	7/6	35C5	6/6	6146B	47/6	EBC33	3/6
20CV	69/6	35D5	12/-	6187	20/-	EBC41	9/6
20D1	9/-	35W4	6/6	6386	75/-	EBC81	6/6
20L1	18/-	38Z3	10/6	6883	47/6	EBF30	7/6
20P1	10/-	38Z4	4/6	6939	40/-	EBF33	3/6
20P2	12/-	38Z6G	12/-	7199	15/-	EBF39	6/6
20P4	18/-	50A5	6/6	7581	22/6	EBF80	20/6
20F8	19/-	50B5	12/-	7586	22/6	EBH90	7/6
25BQ6GT	12/-	50C6	12/-	7586	22/6	EC88	11/6
25C5	9/-	53KU	13/6	7895	22/6	ECC34	3/6
25CUG	12/-	75C1	8/6	AZ1	8/6	ECC40	17/6
25L6GT	6/6	80	7/6	AZ21	8/6	ECC81	6/6
25Z4G	6/6	88A1	12/6	CCH35	9/6	ECC82	5/6
25Z6	9/6	88A2	7/6	CY1	8/6	ECC83	5/6
30L2GT11	6/6	88A3	7/6	CY31	7/6	ECC84	5/6
30A5	7/6	90AG	46/6	DAF96	7/6	ECC85	5/6
30C15	14/-	90C1	12/-	DF96	7/6	ECC86	3/6
30C17	15/-	90G2	25/-	DH101	9/6	ECC88	7/6
30C18	14/-	90CV	25/-	DK92	8/6	ECC91	3/6
30F5	16/-	150B2	11/-	DK96	7/6	ECC97	14/6
30FL1	15/-	150B3	10/6	DL68	13/6	ECCF80	6/6
30FL2	15/-	807	9/6	DL96	7/6	ECF82	6/6
30FL13	9/6	811A	30/6	DM70	6/6	ECF83	14/6
30FL14	14/6	812A	60/6	ECF86	11/6	ECF86	11/6
30L1	6/6	813	75/-	DY87	6/6	ECF80A	9/6
30L15	18/-	837	15/-	DY802	9/6	ECF802	9/6

ECH42	12/-	EM81	7/6	PCF805	14/-	U20	12/-
ECH43	5/6	EM84	7/6	PCF806	12/6	U22	2/6
ECH83	8/6	EM87	10/6	PCF808	14/6	U25	14/6
ECH84	9/6	EN32	30/-	PCL80	15/-	U26	14/6
ECL80	8/6	EN61	6/6	PCL81	5/6	U31	8/6
ECL81	7/6	EY51	7/6	PCL82	7/6	U33	30/6
ECL82	6/6	EY80	8/6	PCL83	12/-	U76	4/6
ECL83	11/6	EY81	7/6	PCL84	8/6	U81	10/6
ECL84	10/6	EY82	10/6	PCL85	8/6	U82	8/6
ECL85	10/6	EY84	9/6	PCL86	8/6	U82S	8/6
ECL86	8/6	EY86	7/6	PCL88	17/6	U403	3/6
EY87	8/6	EY87	8/6	PCL80017/6	U404	5/6	
EY89	8/6	EY88	8/6	PCL80115/-	U403	6/6	
EY90	8/6	EY89	8/6	PD500	40/-	UAF42	9/6
EY91	11/6	EY91	8/6	PE06-40N	35/-	UCB41	8/6
EY92	13/-	EY90	5/6	PEN45	6/6	UCB81	8/6
EY93	12/-	EY91	5/6	PEN45D	6/6	URF80	6/6
EY94	12/-	EY92	5/6	GY501	15/6	UBL1	8/6
EY95	12/-	EY93	5/6	GZ32	9/6	UC92	6/6
EY96	12/-	EY94	5/6	GZ34	10/6	PEN384	9/6
EY97	12/-	EY95	5/6	HL42DD	10/6	PEN45DD	9/6
EY98	12/-	EY96	5/6	KT66	24/6	PF80	10/6
EY99	12/-	EY97	5/6	KT88	29/6	PF818	14/6
EY100	12/-	EY98	5/6	MH4	7/6	PL200	13/6
EY101	12/-	EY99	5/6	ML41	9/6	PL33	8/6
EY102	12/-	EY100	5/6	MLA	8/6	PL36	10/6
EY103	12/-	EY101	5/6	MSPEN7	8/6	PL39	10/6
EY104	12/-	EY102	5/6	N78	10/6	PL83	8/6
EY105	12/-	EY103	5/6	ORP61	5/6	PL84	6/6
EY106	12/-	EY104	5/6	ORP90	22/6	PL500	18/6
EY107	12/-	EY105	5/6	ORP92	22/6	PL504	15/6
EY108	12/-	EY106	5/6	ORP93	22/6	PL509	80/6
EY109	12/-	EY107	5/6	ORP94	22/6	PL802	13/6
EY110	12/-	EY108	5/6	ORP95	22/6	PL803	13/6
EY111	12/-	EY109	5/6	ORP96	22/6	PL804	13/6
EY112	12/-	EY110	5/6	ORP97	22/6	PL805	13/6
EY113	12/-	EY111	5/6	ORP98	22/6	PL806	13/6
EY114	12/-	EY112	5/6	ORP99	22/6	PL807	13/6
EY115	12/-	EY113	5/6	ORP100	22/6	PL808	13/6
EY116	12/-	EY114	5/6	ORP101	22/6	PL809	13/6
EY117	12/-	EY115	5/6	ORP102	22/6	PL810	13/6
EY118	12/-	EY116	5/6	ORP103	22/6	PL811	13/6
EY119	12/-	EY117	5/6	ORP104	22/6	PL812	13/6
EY120	12/-	EY118	5/6	ORP105	22/6	PL813	13/6
EY121	12/-	EY119	5/6	ORP106	22/6	PL814	13/6
EY122	12/-	EY120	5/6	ORP107	22/6	PL815	13/6
EY123	12/-	EY121	5/6	ORP108	22/6	PL816	13/6
EY124	12/-	EY122	5/6	ORP109	22/6	PL817	13/6
EY125	12/-	EY123	5/6	ORP110	22/6	PL818	13/6
EY126	12/-	EY124	5/6	ORP111	22/6	PL819	13/6
EY127	12/-	EY125	5/6	ORP112	22/6	PL820	13/6
EY128	12/-	EY126	5/6	ORP113	22/6	PL821	13/6
EY129	12/-	EY127	5/6	ORP114	22/6	PL822	13/6
EY130	12/-	EY128	5/6	ORP115	22/6	PL823	13/6
EY131	12/-	EY129	5/6	ORP116	22/6	PL824	13/6
EY132	12/-	EY130	5/6	ORP117	22/6	PL825	13/6
EY133	12/-	EY131	5/6	ORP118	22/6	PL826	13/6
EY134	12/-	EY132	5/6	ORP119	22/6	PL827	13/6
EY135	12/-	EY133	5/6	ORP120	22/6	PL828	13/6
EY136	12/-	EY134	5/6	ORP121	22/6	PL829	13/6
EY137	12/-	EY135	5/6	ORP122	22/6	PL830	13/6
EY138	12/-	EY136	5/6	ORP123	22/6	PL831	13/6
EY139	12/-	EY137	5/6	ORP124	22/6	PL832	13/6
EY140	12/-	EY138	5/6	ORP125	22/6	PL833	13/6
EY141	12/-	EY139	5/6	ORP126	22/6	PL834	13/6
EY142	12/-	EY140	5/6	ORP127	22/6	PL835	13/6
EY143	12/-	EY141	5/6	ORP128	22/6	PL836	13/6
EY144	12/-	EY142	5/6	ORP129	22/6	PL837	13/6
EY145	12/-	EY143	5/6	ORP130	22/6	PL838	13/6
EY146	12/-	EY144	5/6	ORP131	22/6	PL839	13/6
EY147	12/-	EY145	5/6	ORP132	22/6	PL840	13/6
EY148	12/-	EY146	5/6	ORP133	22/6	PL841	13/6
EY149	12/-	EY147					

# VALUABLE NEW HANDBOOK FREE TO AMBITIOUS ENGINEERS

Have you had *your* copy of "Engineering Opportunities" ?

The new edition of "ENGINEERING OPPORTUNITIES" is now available—without charge—to all who are anxious for a worthwhile post in Engineering. Frank, informative and completely up to date, the new "ENGINEERING OPPORTUNITIES" should be in the hands of every person engaged in any branch of the Engineering industry, irrespective of age, experience or training.

## On 'SATISFACTION or REFUND of FEE' terms

This remarkable book gives details of examinations and courses in every branch of Engineering, Building, etc., outlines the openings available and describes our Special Appointments Department.

## WHICH OF THESE IS YOUR PET SUBJECT?

**RADIO ENGINEERING**  
Advanced Radio — Gen. Radio — Radio & TV Servicing — TV Eng. — Telecommunications—Sound Recording — Automation — Practical Radio — Radio Amateurs' Exam.

**ELECTRICAL ENG.**  
Advanced Electrical Eng. — Gen. Electrical Eng. — Installations — Draughtsmanship — Illuminating Eng. — Refrigeration — Elem. Electrical Science — Electrical Supply — Mining Elec. Engineering.

**CIVIL ENGINEERING**  
Advanced Civil Eng. — Gen. Civil Eng. — Municipal Eng. — Structural Eng. — Sanitary Eng. — Road Eng. — Hydraulics — Mining — Water Supply — Petrol Tech.

WE HAVE A WIDE RANGE OF COURSES IN OTHER SUBJECTS INCLUDING CHEMICAL ENG., AERO ENG., MANAGEMENT, INSTRUMENT TECHNOLOGY, WORKS STUDY, MATHEMATICS, ETC.

Which qualification would increase your earning power?  
B.Sc. (Eng.), A.M.S.E., C.Eng., A.M.I.E.R.E., R.T.E.B., A.M.I.P.E., A.M.I.M.I., A.R.I.B.A., A.I.O.B., P.M.G., A.R.I.C.S., M.R.S.H., A.M.I.E.D., A.M.I.Mun.E., CITY & GUILDS, GEN. CERT. OF EDUCATION, ETC.

**British Institute of Engineering Technology**  
453A ALDERMASTON COURT, ALDERMASTON, BERKSHIRE

## THIS BOOK TELLS YOU

- ★ HOW to get a better paid, more interesting job.
- ★ HOW to qualify for rapid promotion.
- ★ HOW to put some letters after your name and become a key man . . . quickly and easily.
- ★ HOW to benefit from our free Advisory and Appointment Depts.
- ★ HOW you can take advantage of the chances you are now missing.
- ★ HOW, irrespective of your age, education or experience, YOU can succeed in any branch of Engineering.

164 PAGES OF EXPERT CAREER - GUIDANCE

## PRACTICAL INCLUDING EQUIPMENT TOOLS

Basic Practical and Theoretic Course for beginners in Radio, T.V., Electronics, Etc  
A.M.I.E.R.E. City & Guilds Radio Amateurs' Exam. R.T.E.B. Certificate P.M.G. Certificate Practical Radio Radio & Television Servicing Practical Electronics Electronics Engineering Automation

The specialist Electronics Division of B.I.E.T. NOW offers you a real laboratory training at home with practical equipment. Ask for details.

# B.I.E.T.

You are bound to benefit from reading "ENGINEERING OPPORTUNITIES", and you should send for your copy *now*—FREE and without obligation.

## POST NOW!

TO B.I.E.T., 453A, ALDERMASTON COURT, ALDERMASTON, BERKSHIRE.

Please send me a FREE copy of "ENGINEERING OPPORTUNITIES." I am interested in (state subject, exam., or career).

NAME .....

ADDRESS .....

WRITE IF YOU PREFER NOT TO CUT THIS PAGE



**THE B.I.E.T. IS THE LEADING INSTITUTE OF ITS KIND IN THE WORLD**

Published on or about the 7th of each month by I.P.C. MAGAZINES LIMITED, Tower House, Southampton Street, London, W.C.2, at the recommended maximum price shown on the cover. Printed in England by Index Printers, Dunstable, Beds. Sole Agents for Australia and New Zealand: GORDON & GOTCH (Asia) Ltd. South Africa: CENTRAL NEWS AGENCY LTD. Rhodesia, Malawi and Zambia: KINGSTONS LTD. East Africa: STATIONERY & OFFICE SUPPLIES LTD. Subscription rate including postage for one year: To any part of the World £22s.0d.

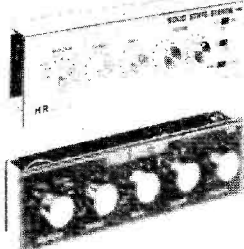
# ENGLANDS LEADING COMPONENT & EQUIPMENT CENTRES

## SOLID STATE—HIGH FIDELITY AUDIO EQUIPMENT

Mono or Stereo Audio, Equipment developed from Dinsdale Mk.II—each unit or system will compare favourably with other professional equipment selling at much higher prices.

**COMPLETE SYSTEMS FROM £15.5.0**

THE FINEST VALUE IN HIGH FIDELITY—CHOOSE A SYSTEM TO SUIT YOUR NEEDS AND SAVE POUNDS




All units available separately

**SEND FOR FREE BROCHURE (No. 21) TODAY! DEMONSTRATIONS DAILY AT '303' EDGWARE ROAD**

### INTEGRATED TRANSISTOR AMPLIFIERS

6 WATTS MONO OR 12 WATTS STEREO

We are pleased to offer two new designs with the choice of either mono or stereo systems. These BRITISH DESIGNED UNITS favour the user in so many ways—with fantastic power and quality with far greater adaptability, with freedom for battery or mains operation.



for complete listening satisfaction choose either the—

MAY MONO OR STEREO M655 POST PACKINGS—**£8.10.0** OPTIONAL EITHER MODEL—**£16.10.0** MAINS UNIT P520 £2.6d pp. 4.

Illustrated leaflets 12 and 14 FREE on request

## ELECTRONIC ORGANS KITS TO BUILD YOURSELF AND COMPLETE UNITS

The **MAYFAIR** Acclaimed by everyone

A completely new development in portable electronic musical instruments and a new field for the home constructor. The **MAYFAIR** produces a multitude of the most pleasing sounds with a wide range of tone colours suitable for classic or popular music. The organ is fully polyphonic, that is full chords can be played over the entire keyboard. Includes 155 transistors, printed circuit panels, special fully sprung and depth of touch adjusted keyboard, attractive vinyl covered cabinet with carry handle.

Deferred terms available **COMPLETE KIT** Overall £28.0 12 monthly payments of £7. Total £132.00 **BUILT AND TESTED** Deposit £38.0 and 12 monthly payments of £5. Total £144.0

**THE MAYFAIR 99 GNS BROCHURE 9**

KITS FROM £220 terms available **BROCHURE 18**



**THE GROSVENOR**

KITS FROM £220 terms available **BROCHURE 18**

### The GROSVENOR

The Grosvenor is designed for the more ambitious musician and has a much wider range than most commercial organs. It comprises two four-octave (48 note) keyboards and a thirteen-note pedal board. It has four pitches (i.e. 81, 41, 21, 11) on the upper or solo keyboard, three pitches (i.e. 161, 81, 41) on the lower or accompaniment keyboard, two pitches (i.e. 161, 81) on the pedal board. Variable sustain on the solo keyboard and vibrato/vibrato on both keyboards. It has 15 voices in the solo tone-forming unit, 10 voices in the accompaniment tone-forming unit and 4 voices in the pedal tone-forming unit. All components and kit sections are available separately including the Oak Console at £66.18.0

A complete detailed and illustrated construction manual is provided with circuits and full parts list. All items may be purchased separately. All parts supplied are fully guaranteed. Full after sales service and advice freely available. Once built the 'MAYFAIR' or 'GROSVENOR' will then provide years of enjoyable entertainment. Call in—See them for yourself.

### PRACTICAL ELECTRONICS—ELECTRONIC ORGAN KIT

We are able to supply Parts as described in this series. Details on request

**ORGAN COMPONENTS: COMPLETE RANGE IN STOCK - 48 AND 81 NOTE KEYBOARDS - 8 TO 5 PAIR GOLD CONTACTS - COILS AND CHOKES - REVERBERATION SPRINGS AND UNITS - STOP TABS AND ASSEMBLES - PEDAL BOARDS - RHODIUM AND GOLD CLAD WIRE - ALSO PRINTED CIRCUITS ETC. COMPLETE RANGES FOR TRANSISTORISED ORGANS. ASK FOR NEW PRICE LISTS WITH DETAILS LEAFLET 98** ALL ENQUIRIES TO: ORGANS DEPT.—MR. ELVINS

### DO IT YOURSELF MW/LW PORTABLE

New printed circuit design with full power output. Fully tunable on both mw/lw bands. 7 transistors plus diode, push-pull circuit. Filled 5 inch speaker, large ferrite aerial and Mullard transistors. Easy to build with terrific results. All local and Continental stations.

**TOTAL COST £8.19.6.** P.P. 4/6 **TO BUILD** Send for Brochure 1

### NEW MODELS NOMBREX TRANSISTORISED Test Equipment

MODEL	PRICE Leaflet	
£ s. d.	No.	
29s R.F. Generator	21 0 0	1
29s Xtal R.F. Generator	29 10 0	35
30 Audio Generator	19 10 0	24
31 R.F. Generator	12 10 0	25
32 C.R. Bridge	10 10 0	26
33 Inductance Bridge	10 0 0	29

### QUALITY CAR RADIOS

A precision engineered car radio that's perfect company for long hours on the road. Has quick push-button operation for long wave station selection and choice of Medium or Long wave frequency. Output of 3 watts average drive, top quality sound even at high motoring speeds. Includes full accessories and instructions.

**POSITIVE/NEGATIVE EARTH PRICE £12.10.0 pp. 4/6** **MANUAL** as above £8.19.6. but with single MW/LW Push Button.

### \*SCOOP! STAAR RECORD PLAYER

Deck Plays 33, 45, 78 records 9 volt operated. With mono cartridge. Brand new, never illustrated. **59/6 post 3/6** **\*MULLARD 1 WATT AMPLIFIER** 9 volt, 3 transistor unit complete with volume control. Output to 3 ohms. Ideal for use with Starr Record Deck. **45/- post 3/6** Send for leaflet 2

### BUILD A QUALITY TAPE RECORDER

To get the best out of your MAGNAVOX DECK, you need a MARTIN RECORDKIT. This comprises a special high quality 4 valve amplifier and pre-amplifier which comes in your assembled on its printed circuit board—in fact everything needed down to the last screw FOR MAKING A SUPER TAPE RECORDER, which, when built, will compare favourably with instruments costing twice as much, yet you need no experience or technical skill to bring this about. THE INSTRUCTIONS MANUAL MAKES BUILDING EASY AND SUCCESS ASSURED.



2 Track 36 gns. P.P. 2/6 either model 4 Track 39 gns. Kit comprises: Deck, Amplifier, Cabinet and speaker, with MICROPHONE in 1,200 ft. tape, spare spool **ALL UNITS AVAILABLE SEPARATELY. ASK FOR BROCHURE 6.** Today's Value £86.

### VHF FM SUPERHET TUNER MKII

S.MULLARD TRANSISTORS & 4 DIODES - 300 Kc/s BANDWIDTH - PRINTED CIRCUIT CONSTRUCTION - HIGH FIDELITY REPRODUCTION MONO AND STEREO

A popular VHF FM Tuner now used throughout the country for quality reception of monophonic and, with the decoder, stereophonic broadcasts. There is no doubt about it—VHF FM gives the real sound. Excellent stability, economically priced. **PARTS TOTAL COST £6.18.6. DECODER £5.19.6. (CABINET 30/-) ASK FOR LEAFLET 3.**

**TRANSISTORS MANUFACTURERS—DISTRIBUTORS** We publish a QUANTITY, SEMI-CONDUCTOR BULLETIN listing over 500 different devices available FROM STOCK in medium to large quantities at KEEN PRICES coupled with PROMPT DELIVERIES. TO OBTAIN YOUR COPY, WRITE TO US (on Company Headed Note paper please) requesting our SEMI-CONDUCTOR BULLETIN. For TELEPHONE QUOTATIONS, PHONE 011 723 1000 Ext. 4 (01 723 900) Ext. 4. We purchase medium to large quantities of Transistors and Devices excess to Manufacturers' and Distributors' requirements. Write or Phone Extn 4.

### NEW—MALLORY LONG LIFE MERCURY BATTERIES

**50% OFF LIST PRICES** \*RM12 1.35 volts 3600 mAh OUR PRICE 5/- each Pack of 8. Silver 21 x 1 dia. OUR PRICE 10/- each. Easily split into eight 1.35v cells. These cells are ideal for any application, where SMALL SIZE HIGH CAPACITY and LONG LIFE are required. QUANTITIES AVAILABLE.

**TRANSISTORS—SEMICONDUCTORS** COMPLETELY NEW 1969 LIST OF 1000 types. Send for your FREE COPY TODAY. (list 36) S.C.R.'s from 5/- Field Effect Transistors from 7/6 Power Transistors from 5/- Diodes and Rectifiers from 1/-

### GARRARD RECORD DECKS

ALL BRAND NEW at huge savings	£ s. d.
2025 Mono/Stereo GKS 25	8 8 0
3000 LM Mono/Stereo 9 TAHC	9 19 6
SP25 Mk II	11 19 6
AT60 Mk II	13 0 0
AP75	19 0 0
SL55	11 19 6
SL65	14 14 0
SL75	28 0 0
SL95	35 0 0
AT70 Mk II	12 12 0
B.S.R. UA25 Mono	6 19 6
B.S.R. MA65	5 19 6
B.S.R. MA70	12 12 0
B.S.R. MA75	16 5 0
401 Garrard	28 10 0

Carriage/Packing 7/6d. All models Complete range of accessories available. Send for New 8 page brochures 15 17

## Hi-Fi equipment to suit EVERYPOCKET

VISIT OUR NEW HI-FI CENTRE at 309 EDGWARE ROAD AND SAVE UP TO £25 ON SEPARATE UNITS OR THE SYSTEM OF YOUR CHOICE for all leading makes

AMPLIFIERS  
TUNERS  
DECKS  
SPEAKERS  
MICROPHONES  
TEST EQUIPMENT  
HEADPHONES  
CARTRIDGES, etc.

All with Terrific Savings It will PAY YOU to pay us a VISIT! **COMPLETE SYSTEMS from £46—Saves £12.10.0!** SEND FOR NEW 8-PAGE ILLUSTRATED HI-FI LIST 16/17

## Fully Illustrated CATALOGUE

COMPLETELY NEW 9th EDITION (1969)

The most COMPREHENSIVE—CONCISE—CLEAR COMPONENTS CATALOGUE

Complete with 10/- worth discount vouchers **FREE WITH EVERY COPY**

- 32 pages of transistors and semi-conductor devices, valves and crystals.
- 210 pages of components and equipment.
- 70 pages of microphones, decks and Hi-Fi equipment.

**6,500 ITEMS** **320 BIG PAGES** **Send today 7/6** Post etc. 2/

# HENRY'S RADIO LTD



OPEN MON.—SAT. 9 a.m.—6 p.m. THURS. 9 a.m.—1 p.m.

309 Edgware Road, London, W.2. Mail Order Dept. all types of Components, Organ Dept. (01) 723 1008/9 309 Edgware Road, London, W.2. High Fidelity Sales, P.A. and Test Equipment, Record Decks (01) 723 6963