

PRACTICAL WIRELESS

NOVEMBER
1968

310

FREE INSIDE

- AUDIO REFERENCE CHART TABLES, DATA, COLOUR CODES, ETC, ETC

PLUS

EXTRA

**12 PAGE PULLOUT
AUDIO SUPPLEMENT**

- LOUDSPEAKERS
- PICKUPS
- PLAYING DECKS

**2 TRANSISTOR
GRAM AMPLIFIERS**



AUDIO REFERENCE CHART

PRESENTED FREE WITH
PRACTICAL WIRELESS
NOVEMBER 1968

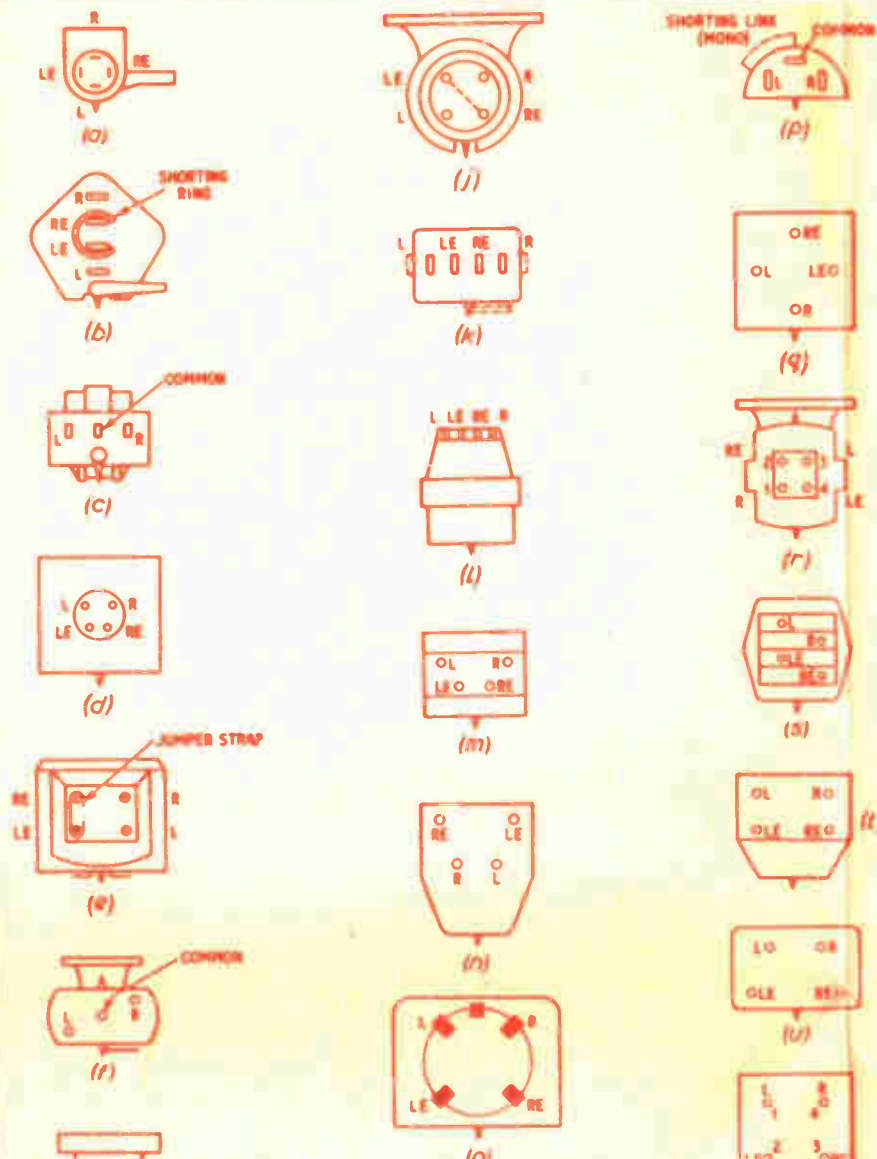
Stereo cartridge connections

There are many different pin and tag formations on gramophone pickup cartridges. Fig. 1 brings together most of the popular configurations. These are stereo cartridges, with left channel live connection marked 'L', left earth, 'LE', right channel live, 'R', right channel earth 'RE', and common connection where this applies marked 'C'. For monaural connection, it is usual to parallel channels, connecting the live pins together and the earth pins together unless these are already commoned.

The diagrams show the rear view of cartridges, with stylus in the playing position. Dotted lines indicate fitted links. In most cases it is necessary to link at the amplifier, rather than the cartridge end.

Types of cartridges using the connections shown are principally as follows:

- (a), (b), (c) and (d) Acos (Cosmocord).
- (e) ADC (KEF Electronics)
- (f) BSR, (also 4-pin type as in (k).)
- (g) Connoisseur
- (h) Decca Mark I and II.
- (j) Decca Deram
- (k) Elac magnetic (crystal and ceramic types for universal application have turnover styli, shown dotted connections remain similar).
- (l) Elac 'plug-in' types, crystal and ceramic
- (m) Empire (De Villiers)
- (n) Ortofon (Metro-Sound)
- (o) and (p) Philips, with shorting link for mono shown dotted.
- (q) Pickering (Goldring).
- (r) Ronette. (Some types are three-pin, with left pin for left channel, right pin for right channel and centre pin for common connection.)
- (s) and (t) Shure. (Pin spacings may differ, but phasing is as shown.)
- (u) Shure (see above)
- (v) Tannoy.
- (w) Garrard (five different plug-in head shells are employed and wiring to cartridges is colour-coded. Earlier versions used left grey, left-earth, blue, right, brown, right-earth or common, black. Later versions conform to international practice, left, white, left-earth, blue, right, red, right-earth, green.
- (x) Goldring.



Plugs and sockets

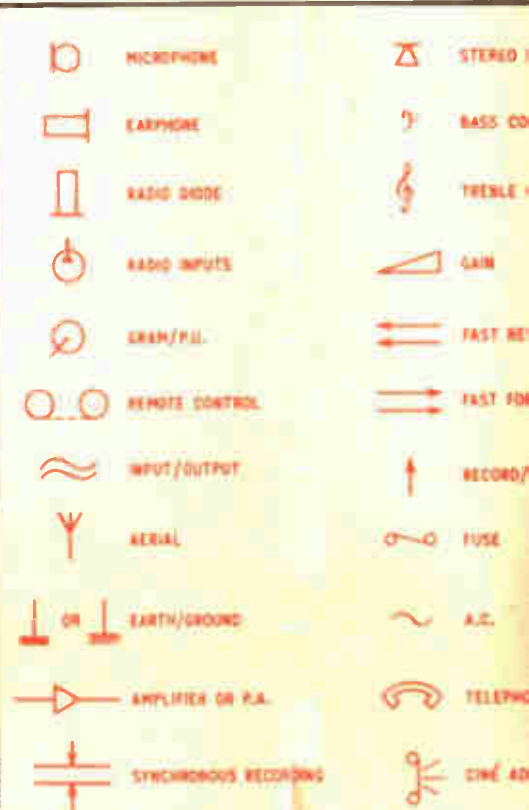
DIN standards resolve to 5 types of plug and socket pin formation, as in Fig. 3

Standard connections to 5-pin DIN socket for audio purposes are as shown in Fig. 4. This is for stereo recording and replay. Variations permit parallel pin crossing of connections for dubbing and additional alternative sources.

Phono plugs may have long or short pin lengths. Cinch (Carr Fasteners Ltd) plugs may have shorter length. Some Japanese types are also shorter than the British version. Care must be taken to ensure connection and to avoid short-circuits caused by using the wrong length plug.

Jack plugs are in 4 main varieties, classed according to diameter. 2.5 mm is miniature version, generally employed for headphones, etc. 3.5 mm is frequently used input connection, especially on Japanese recorders. Also employed for foot controls, headphones, etc.

5 mm is special diameter, limited in use to Fidelity and Luxor.



Plugs and sockets

DIN standards resolve to 5 types of plug and socket formation, as in Fig. 3

Standard connections to 5-pin DIN socket for audio purposes are as shown in Fig. 4. This is for stereo recording and replay. Variations permit parallel play, crossing of connections for dubbing and addition of alternative sources.

Phono plugs may have long or short pin lengths. Inch (Carr Fasteners Ltd) plugs may have shorter pin length. Some Japanese types are also shorter than usual British version. Care must be taken to ensure connection, and to avoid short-circuits caused by using the wrong length plug.

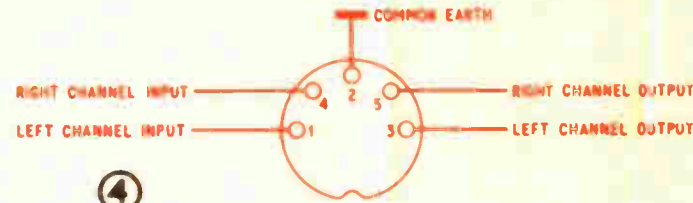
Jack plugs are in 4 main varieties, classed according to diameter. 2.5 mm is miniature version, generally employed for headphones, etc. 3.5 mm is frequently used input connection, especially on Japanese tape recorders. Also employed for foot controls, headsets, etc.

5 mm is special diameter, limited in use to Ficord and Luxor.



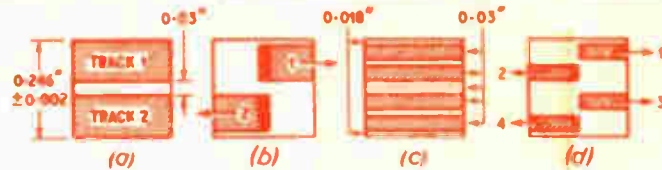
③

PIN 2 IS ALWAYS EARTH OR CHASSIS CONNECTION



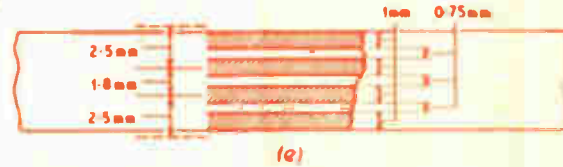
④

Standard 1/4-in jack (G.P.O. type) has tip same diameter as barrel, Stereo jack is similar to standard, with additional ring. Tip may be of smaller diameter than sleeve. Tip is normally Channel 1, left-hand, and ring Channel 2, right-hand.



⑥

DIRECTION OF TAPE TRAVEL

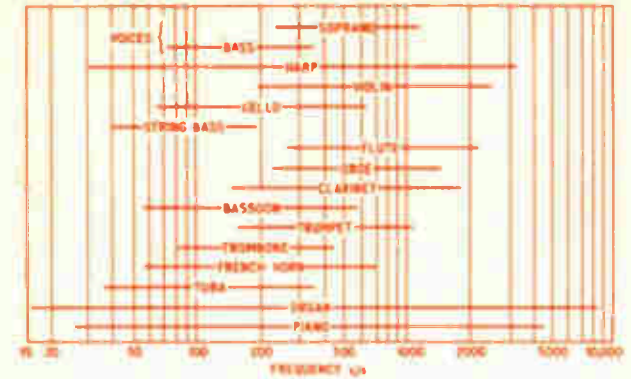


Tape track and head dimensions

For compatibility between tape recorders and to enable interchange of tapes, exact dimensions of recorded tracks are needed. There are several standards, the requirements of which overlap to some extent, with resultant changes in tolerance and in quality.

Tape width for domestic purposes is taken to be one-quarter-inch, but should actually be 0.246 in. with a maximum permissible tolerance of ± 2 thou (0.002 in.). Earlier standards specified 1/4-inch ± 0.6 thou.

Fig. 6 shows some of the principal dimensions, with safety lanes between tracks and at edges of tape also given. Track width is determined by the gap dimensions: some two-track tape recorders use 0.118 in.



Audio spectrum

⑦

Frequency ranges of some commonly heard instruments and voices. Considerable overtone modification may be found, affecting the timbre, and giving instruments their characteristic sound.

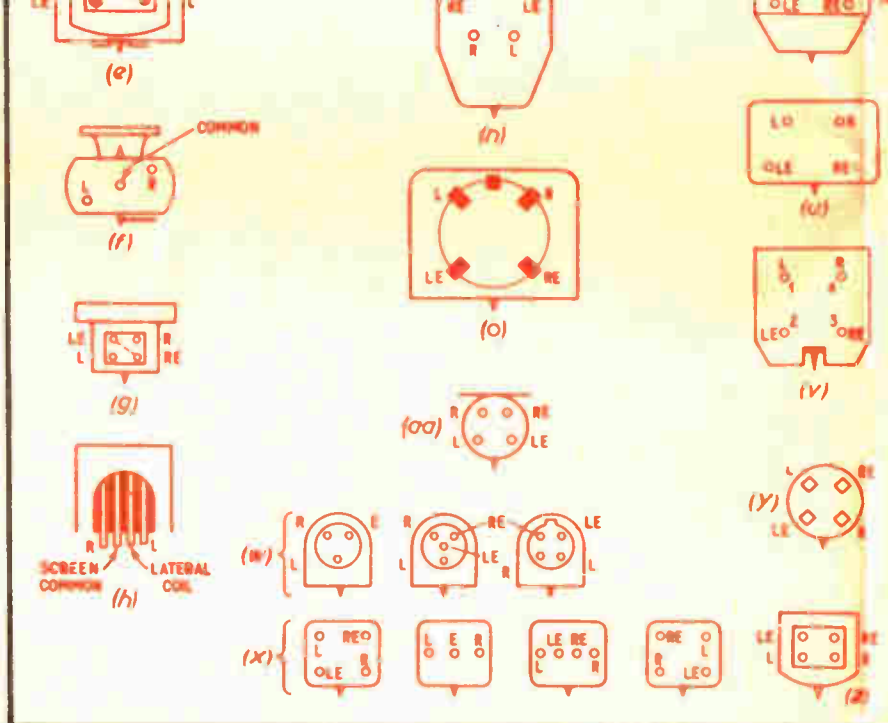
Metric equivalents

Gramophone disc sizes:	12 in. - 30 cm.
	10 in. - 25 cm.
	7 in. - 17.5 cm.
Gramophone stylus sizes:	1 mil. - 25 μ
	0.7 mil. - 18 μ
	0.5 mil. - 13 μ
	0.2 mil. - 5 μ
Tape speeds:	15 in./sec. - 38.1 cm/s.
	7 1/2 in./sec. - 19.1 cm/s.
	3 1/2 in./sec. - 9.5 cm/s.
	1 1/2 in./sec. - 4.8 cm/s.
	1/2 in./sec. - 2.4 cm/s.
Tape spool sizes:	7 in. - 17.5 cm.
	5 1/2 in. - 14.6 cm.
	5 in. - 12.7 cm.
	4 in. - 10.2 cm.
	3 in. - 7.6 cm.

Atmospheric pressure:
normal 14.7 lbs./sq.in. - 1.034 Kgms./sq.cm.

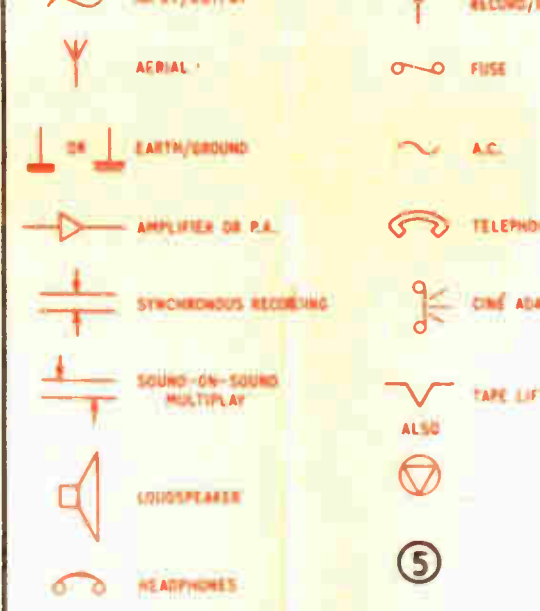
Sound velocity at 20 deg. C.
1130 ft./sec. - 344 metres/sec.

Sound velocity at 0 deg. C.
1087 ft./sec. - 331 metres/sec.
(rising approximately 2 ft./sec. per deg. C.)



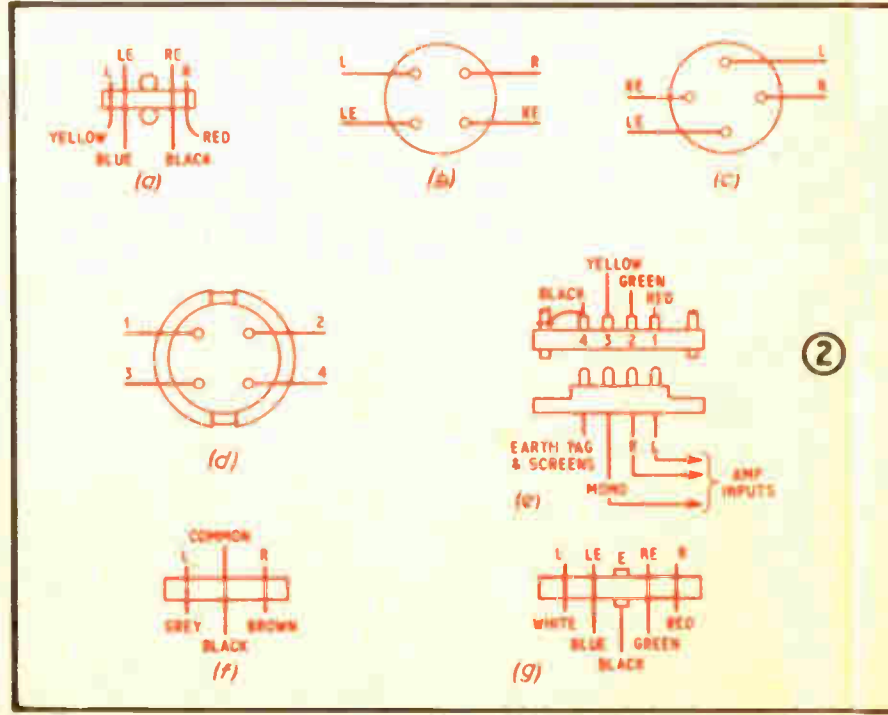
(r) Ronette. (Some types are three-pin, with left pin for left channel, right pin for right channel and centre pin for common connection.)
 (s) and (t) Shure. (Pin spacings may differ, but phasing is as shown.)
 (u) Shure (see above)
 (v) Tannoy.
 (w) Garrard (five different plug-in head shells are employed and wiring to cartridges is colour-coded. Earlier versions used left grey, left-earth, blue; right, brown, right-earth or common, black. Later versions conform to international practice, left, white; left-earth, blue, right, red, right-earth, green.)
 (x) Goldring
 (y) Sonotone.
 (z) Orbit (Neat).
 Sony cartridges employ basic pin connections, in-line, left, left-earth, right-earth and right.
 B & O cartridges are as in (aa)
 Audio-Technica use two upper pins left and right with conforming lower pins linked, and commoned

①



Operational symbols

Despite many variations by different manufacturers, some general agreement on international symbols for audio purposes has evolved. Fig 5 lists those in popular use. Note that the symbol for remote control may denote 'Tape recorder socket' on some amplifiers. That for Input/Output may be a simple output socket on some tape recorders and associated equipment.




Pick-up arm and shell connections and colour codes

International agreement for pick-up cartridge and arm colour-coding is now as follows:
 Left channel live - white
 Left channel earth - blue
 Right channel live - red
 Right channel earth - green
 Common or screen - black
 There are numerous variations, and earlier models may have grey brown and black wirings for left right and common connections. See Fig. 2 (f) and (g).
 Connections to shells and arms of some popular variations are as shown below:
 (a) B.S.R. tag-board wiring. With three-pin systems, blue is not used.
 (b) and (c) Ortofon pick-up arm connections. (Colour coding may be non-standard, with red left and white right channel, and blacks for both earths. A separate black may also be used for connection to the arm.)
 (d) SME shell connections. Colour coding is 1, red; 2, green; 3, yellow and 4, black. Left channel connects to 1 and right channel to 2, with earth connection to 4.
 (e) SME connections to tag strip.

②

Gramophone record standards

Disc Sizes:	11 7/8 ± 1/32 in. (12)
	9 3/8 ± 1/32 in. (10)
	6 3/8 ± 1/32 in. (7-1)
Playing speeds	77.92 ± 5% (78)
	45.11 ± 5% (45)
	33.33 ± 5% (33)
Grooves per inch:	(78 r.p.m.) coarse
	(33 and 45 r.p.m.)
Recorded diameters:	Outer-12-in. 11 1/2
	10-in. 9 1/2
	7-in. 6 1/2
	Inner-12-in. 4 3/4
	10-in. 4 1/4
	7-in. 3 3/4
Centre hole diameter:	0.285-0.2885 in.
	(for 45 r.p.m. disc)
	1.502-1.506 in.)



Operational symbols

Despite many variations by different manufacturers, some general agreement on international symbols for audio purposes has evolved. Fig. 5 lists those in popular use. Note that the symbol for remote control may also denote 'Tape recorder socket' on some amplifiers, and that for Input/Output may be a simple output socket on some tape recorders and associated equipment.

For compatibility between tape recorders and to enable interchange of tapes, exact dimensions of recorded tracks are needed. There are several standards, the requirements of which overlap to some extent, with resultant changes in tolerance and in quality.

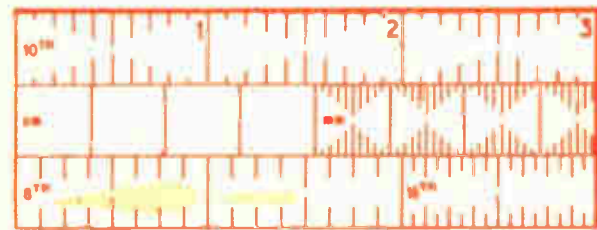
Tape width for domestic purposes is taken to be one-quarter-inch, but should actually be 0.246 in. with a maximum permissible tolerance of ± 2 thou (0.002 in.). Earlier standards specified $\frac{1}{4}$ -inch ± 0.006 thou.

Fig. 6 shows some of the principal dimensions, with safety lanes between tracks and at edges of tape also given. Track width is determined by the gap dimensions: some two-track tape recorders use 0.118 in track width and have their heads adjusted to scan the edge of the tape. Safety margins between tracks are reduced to as little as 0.01 in. Two-track stereo heads with track widths of 0.08 in. are used, giving a wide safety margin and less cross-track interference, but with reduced sensitivity and less protection against dropouts. Four track recording is more general for pre-recorded stereo tapes.

(a) half-track recording
 (b) half-track recording with reduced track width, showing direction of recorded information.
 (c) quarter-track recording, showing safety lanes.
 (d) quarter-track recording, showing direction of recorded information. For stereo recording, track 1 is left channel, track 3 right channel, in one direction, inversion of tape then makes track 4 left channel and track 2 right channel.
 (e) metric dimensions, half-track to the left, showing method of overlap to procure full advantage of track and reduce variations due to tape and transport discrepancies. Quarter-track recording may also be carried to the edge of tape, as shown on the right of the diagram.

Tape speed:
 $\frac{3}{4}$ in./sec. - 9.5cm/s.
 $1\frac{1}{8}$ in./sec. - 4.8cm/s.
 $1\frac{1}{2}$ in./sec. - 2.4cm/s.
 7in. - 17.5cm.
 $5\frac{1}{2}$ in. - 14.6cm.
 5in. - 12.7cm.
 4in. - 10.2cm.
 3in. - 7.6cm.

Atmospheric pressure:
 normal 14.7lbs./sq.in. - 1.034 Kgms/sq cm.
 Sound velocity at 20 deg. C.
 1130 ft/sec. - 344 metres/sec.
 Sound velocity at 0 deg. C.
 1087 ft/sec. - 331 metres/sec.
 (rising approximately 2 ft/sec. per deg. C.)
 Acceleration: Standard g, 32 ft. per sec. per sec. - 980 cm/s/s



Gramophone record standards

Disc Sizes: $11\frac{7}{8}$ - $\frac{1}{8}$ in. (12-in.)
 $9\frac{3}{4}$ - $\frac{1}{2}$ in. (10-in.)
 $6\frac{7}{8}$ - $\frac{1}{2}$ in. (7-in.)

Playing speeds: 77-92 - 5% (78) r.p.m.
 45-11 - 5% (45) r.p.m.
 33-33 - 5% (33) r.p.m.

Grooves per inch: (78 r.p.m.) coarse, 90-120
 (33 and 45 r.p.m.) fine, 200-300

Recorded diameters: Outer-12-in. $11\frac{1}{2}$ -in.
 10-in. $9\frac{1}{2}$ -in. } $\pm \frac{1}{64}$ in.
 7-in. $6\frac{1}{2}$ -in.
 Inner-12-in. $4\frac{3}{4}$
 10-in. $4\frac{1}{2}$
 7-in. $3\frac{3}{4}$

Centre-hole diameter: 0.285-0.2885 in.
 (for 45 r.p.m. discs, optionally 1.502-1.506 in.)

Eccentricity: centre of centre-hole not more than 0.005 in. from centre of groove spiral.

Stylus radius: Mono fine-groove 1 mil (25 μ), stereo 0.5 mil (13 μ)

Bi-radial (elliptical) styli: Major radius 0.7-0.8 mil, minor radius 0.2-0.3 mil.

Disc Replay Standards: for pickups having an electrical output proportional to stylus velocity (magnetic), mean slope of curve is 4dB per octave. (Response approximately 13 $\frac{1}{2}$ dB up and down at 100c/s and 10kc/s.) Crystal and ceramic pickups usually have response falling at 6dB per octave when fed into high resistive load.

Normal recorded velocity: 5 cm/sec.
 Stereo colour-code: Left-white; left-earth-blue;
 Right-red; right-earth-green.
 Vertical tracking angle: 15 degrees.

Conversions

1 inch - 2.54 cm.
 1 thou - 25.4 μ
 1 foot - 30.48 cm.
 1 sq.in. - 6.452 sq.cms.
 1 cu.in. - 16.39 cu.cms.
 1 gram - 980.62 dynes
 1 oz. - 28.35 gms.
 1 lb. - 0.4536 Kgms.
 1 lb/sq.in. - 70.307 gms/sq.cm.
 1 micron (μ) - 0.0394 thou (0.00004 in.)
 1 cm. - 0.3937 in.
 1 metre - 39.3708 in.
 1 sq.cm. - 0.155 sq in
 1 cu cm - 0.061 cu in
 1 dyne - 0.00102 gramme weight.
 1 watt - 0.00134 horse power
 - 44 ft.lbs/min.
 - 0.1 Kgm/m/sec.



**SOLDERING
EQUIPMENT**

QUALITY COUNTS!

**CHOOSE YOUR SOLDERING INSTRUMENT
WITH THE SAME CARE YOU DO YOUR
COMPONENTS.**

**ADCOLA INSTRUMENTS ARE THE CHOICE
OF THOUSANDS OF ENTHUSIASTS WHO
DEMAND THE SAME STANDARDS OF
RELIABILITY AND EFFICIENCY, BACKED BY
FIRST CLASS AFTER SALES SERVICE,
THAT THE LEADING MANUFACTURERS
MUST HAVE. AS THEY DO,**

**CHOOSE THE BEST,
CHOOSE ADCOLA !**



**AVAILABLE FROM YOUR LOCAL RETAILER
OR DIRECT FROM:**

**ADCOLA PRODUCTS LTD.
ADCOLA HOUSE
GAUDEN ROAD
LONDON S.W.4**

Telephone: 01-622 0291

**SEND COUPON FOR
OUR LATEST LEAFLET**

NAME
ADDRESS
.....
P.W.

Lasky's Radio

LASKY'S HI-FI SPECIAL

TRIO Model TK-500E SOLID STATE FM MULTIPLEX STEREO TUNER



Another great Lasky's special purchase—the TK-500E is a truly outstanding 21 transistor FM Multiplex Stereo Tuner by TRIO—Japan's foremost producer of transistorised Hi-Fi equipment. The extremely sophisticated circuitry of the TK-500E incorporates many unique TRIO features including:

- Automatic electrical switching of FM Multiplex stereo and mono moles with stereo indicator beacon
- Inter-station noise muting circuit
- MPX background noise suppression filter circuit eliminates secondary signal and "beat" interference even in fringe area reception
- Nuvistor cascade front end and 5 IF stages assure the highest sensitivity reception
- Pinpoint meter tuning
- Low impedance stereo, mono and tape outputs.

BRIEF SPECIFICATION: 21 transistors, 15 Germanium and 8 silicon diodes and 1 Zener diode, 3 valves. Frequency range: 88-108Mc/s. Sensitivity: 0.8µA (20dB quieting with 72Ω antenna). Output: 2V. Frequency response: 20-20,000 c/s ±1dB. Channel separation: better than 35dB. Distortion less than 0.6% at 400c/s 100% mod. Capture ratio: 2dB. Superbly styled and finished hammer enamel and brushed alloy cabinet, size 13½ x 12½ x 5½in. For 110/240V. AC (50 or 60c/s) operation. Today's comparative value over £65.

Lasky's Price 38 Gns. Carriage and Packing 12/6.

TRIO Model TK-150T SOLID STATE STEREO AMPLIFIER


TRIO equipment is renowned the world over for quality—now this famous company break the price barrier with an absolutely new budget priced Hi-Fi unit. The TK-150T is an extremely compact 19 transistor and 8 diode stereo amplifier giving 40 watts music power, 13W RMS power per channel. Inputs are provided for Magnetic pick-up (2-inV), Tuner (130mV), and 2 Auxiliary Inputs (130mV each) for use with another Tuner or Tape Recorder, sep. input for tape recorder (130mV). Built-in tape monitoring circuit. Outputs for speakers, stereo headphones, tape play, 60W A.C. power output also provided. Controls include: Volume (L & R), bass, treble input selector, power on/off, loudness, mode (stereo/mono), tape monitor/play (the last four are rocker switches). Frequency response 20-50,000 Hz (+-1dB). Signal to noise ratio: Mag. PU—better than 65dB, Tuner/Aux. 1 and 2—better than 75dB, tape play—better than 75dB. R.I.A.A. equalisation. Built-in power transistor protection circuit. Power requirements 200/250V. A.C., 50/60c/s. The superbly made and styled cabinet measures only 10½ x 9½ x 4½in. Dark matt finish control panel with silver anodised trim and black/silver controls. Complete with detailed instruction manual and circuit data.



Lasky's Price £35 Carriage & Packing 8/6.

HI-FI BOOKSHELF SPEAKER BARGAIN FOSTER MODEL FCS-166

This extremely high quality bookshelf speaker system by the world famous Foster Co. of Japan incorporates an acoustical suspension woofer and cone tweeter in a sealed infinite baffle enclosure with handsome oiled walnut finish. The performance of the FCS-166 is superior to many larger and far more expensive units and at Lasky's special purchase price is quite without equal! **SPECIFICATION:** Air suspension type 9½in. bass-midrange woofer with rolled cloth edge, 2½in. HF cone type tweeter. Frequency range 65-20,000c/s. Maximum power handling 15W. 8Ω impedance. Cabinet constructed from ½in. laminate with oiled walnut veneer finish; size 13½ x 7½in. square. Dark green woven acoustic gauze. Phono input at rear.



Lasky's Price £9.19.6 or 2 for £18

Post 1—7/6; 2—12/6.

SEE LASKY'S MONEY SAVING PACKAGE DEALS IN NEXT COLUMN

Branches

207 EDGWARE ROAD, LONDON, W.2 Tel.: 01-723 3271

Open all day Saturday, early closing 1 p.m. Thursday

33 TOTTENHAM CT. RD., LONDON, W.1 Tel.: 01-336 2605

Open all day, 9 a.m.—6 p.m. Monday to Saturday

152/3 FLEET STREET, LONDON, E.C.4 Tel.: FLESt St. 2833

Open all day Thursday, early closing 1 p.m. Saturday

LASKY'S HI-FI SPECIAL

NEW STEREO MOVING MAGNET CARTRIDGE — Model AD-76K

Lasky's are first again with this new high compliance moving magnet stereo cartridge that really breaks the quality/price barrier. The performance of this cartridge is equal to others costing may £2's more and will bring out all the subtleties of the finest microgroove recordings and is suitable for use with all the latest high sensitivity amplifiers. **SPECIFICATION:** Diamond Stereo LP stylus. Compliance 10 x 10⁻⁶ cm/dyne. Frequency response 20-20,000c/s. Channel separation 20dB. Output 7mV. Tracking pressure 2 grammes ±0.5 gm. Standard ½in. mounting. Total length (inc. pins) 1½in. Replacement Diamond stylus available. Fully guaranteed.



Lasky's Price 85/- Post 2/-.

PACKAGE DEALS

Lasky's money saving Package Deal Plan guarantees you a substantial cash saving when you buy a complete system plus the assurance that each item has been carefully chosen for its reliability and compatibility with the other components. Here are two packages comprising equipment on this page.

PACKAGE DEAL A	
TRIO TK-500E FM Stereo Tuner	£39.18.0
TRIO TK-150T Stereo Amplifier	£35.00.0
2 FOSTER FCS-166 Speaker systems	£19.19.0
GARRARD AT.60 Mk II 4-speed autochanger	£19.18.8
Base and cover for AT.60	£5.15.6
AD-76K Stereo moving magnet cartridge	£4.50.0
TOTAL LIST VALUE	£121.17.2

Lasky's Package Price £106 C. & P. 30/-
H.P. Terms: £28.00 dep. 12 monthly payments of £7.9.1. Total H.P.P. £115.8.9

PACKAGE DEAL B	
TRIO TK-150T Stereo Amplifier	£35.00.0
TWO FOSTER FCS-166 Speaker systems	£19.19.0
GARRARD AT.60 Mk II 4-speed autochanger	£19.19.8
Base and cover for AT.60	£5.15.6
AD-76K Stereo moving magnet cartridge	£4.50.0
TOTAL LIST VALUE	£81.19.2

Lasky's Package Price £72 C. & P. 30/-


NEW LASKY'S EXCLUSIVE MIDLAND Model 10-502 VHF AIRCRAFT BAND CONVERTER

An entirely new item for the radio enthusiast bringing instant reception of the ground-to-air, air-to-ground waveband. For use with any standard AM or FM radio covering 535 to 1805 Kc/s, 88 to 108 Mc/s respectively—with no electrical conversion or connection required. The Model 10-502 (self powered by one 9V (PP3 type) battery) is merely placed close to the receiving set and then tuned over 110 to 135 Mc/s which covers the whole aircraft communications band. Volume and reception effectiveness is adjusted by moving both sets to the most favourable position and balancing the vol. controls of each accordingly. The Model 10-502 has a smartly designed black plastic cabinet with brushed metal front panel and 18in. chrome telescopic antenna, size only 4 x 2½ x 2½in. (inc. knobs). Comp etc with battery and full instructions.



Lasky's Price 79/6 Post 3/6.

LASKY'S INCAPSULATED SOLID STATE MODULES



8 completely new special function circuit modules. Size of each module only 2½ x 1½ x ½in. Ready for immediate use—just connect to power source (usually 9V batt.), input and output. Incapsulated modules are shockproof and almost indestructible. Comp. with full ins. Post 1/8 each.

- E-1311 Phono Pre-amp Module—max. output 3V RMS, gain 28dB, 100kΩ, input 50mV, input imp. 100kΩ, **PRICE 29/6**
- R.I.A.A. compensation **PRICE 29/6**
- E-1312 Tape Head Pre-amp Module—max. output 3V RMS, input 50mV, input imp. 100kΩ, gain 25dB, NARTB compensation. **PRICE 29/6**
- E-1313 Microphone Pre-amp Module—max. output 4V RMS, input 50mV, input imp. 100kΩ, gain 25dB, response 10-50kc/s. **PRICE 29/6**
- E-1314 Power Amplifier Module—max. output 300mW, input imp. 1kΩ, gain 20dB, response 50-10kc/s, distortion 3% at 200mW. **PRICE 29/6**
- E-1315 Electronic Organ (tone oscillator) Module—frequency 200-1000 c/s, output 80mW. For use with keyboard, variable resistors and 8Ω speaker. **PRICE 25/-**
- E-1316 Morse Code Practice Oscillator Module—frequency 400 c/s, output 80mW. For use with Morse key and speaker. **PRICE 25/-**
- E-1317 Modulated Wireless Signal Transmitter for use in test bench fault finding—frequency 400 c/s-30 Mc/s, tone freq. 400 c/s. For use with any AM receiver. **PRICE 25/-**
- E-1318 Lamp Flasher Module—flashes two miniature lamps alternately. For use with 6V, 100/200mA bulbs and 6V power supply. **PRICE 25/-**

High Fidelity Audio Centres


42 TOTTENHAM CT. RD., LONDON, W.1 Tel.: 01-580 2573

Open all day Thursday, early closing 1 p.m. Saturday

118 EDGWARE ROAD, LONDON, W.2 Tel.: 01-723 9789

Open all day Saturday, early closing 1 p.m. Thursday

ALL MAIL ORDERS AND CORRESPONDENCE TO: 3-15 CAVELL ST., TOWER HAMLETS, LONDON, E.1 Tel.: 01-790 4821



**GET
THIS
960
PAGES**

**THE COMPLETELY
NEW 1968 ELECTRONICS
MANUAL
12 HOBBIES SECTIONS PLUS
OVER 12,000 COMPONENTS
AND SPECIAL VOUCHER
OFFERS COULD SAVE YOU
£25 IF YOU BUY THE MANUAL
NOW!**



The 1968 Hobbies **Manual now contains** **KNIGHTKITS**—a famous American range of electronic easy-to-build kits. **HALLICRAFTERS**—the Number One name in communication equipment and radios. **BOOKS**—over 140 titles. **AUDIO and HI-FI**—a wide, wide range including famous names like Goodman, Sinclair, Sonotone, Acos, Discatron, etc., etc. **HOME AND HOBBY**—something for every member of the family—microscopes, telescopes, radio controlled equipment, garage door openers, experimental and educational kits, etc. **MOTORING**—a special section with money-saving engine tuning kits, radios, seat belts, a car vacuum cleaner and many other useful accessories. **SHORT WAVE LISTENING**—exciting kits and finished equipment for world-wide reception. **TEST EQUIPMENT AND TOOLS**—a very wide range including multimeters, oscilloscopes, signal generators, soldering irons, cutters, pliers, breadboarding kits, etc., etc. **COMPONENTS**—over 12,000 items from more than 100 manufacturers. The most comprehensive range available from a single source—now bigger than ever before. **AMATEUR RADIO**—the best of receivers, transceivers, aerial rotators, aerials, Qoilpax modules and lots more. **ELECTRONICS PRODUCTS**—boxes and assembly systems, transistor and valve Hamband and General Coverage tuners, crystal filter I.F. amplifiers, oscillators and other modules for effortless high performance. And finally **SEMICONDUCTORS AND VALVES**—a new section of famous brand names like STC, RCA Newmarket and Brimar.

Enclosed is a cheque/postal order for 16/6 (which includes the 5/- pp) made payable to Electroniques (Prop. STC) Ltd. Please rush me my 960-page copy of the new 1968 Hobbies Manual.

NAME _____

ADDRESS _____

PW/2

Send this coupon quoting the special limited-period offer to: Electroniques (Prop. STC) Ltd., Edinburgh Way, Harlow, Essex

e
electroniques

ERSIN

Multicore
5 CORE SOLDER

for quick,
easy, reliable
soldering

Contains 5 cores of non-corrosive flux, instantly cleaning heavily oxidised surfaces. No extra flux required. Ersin Multicore Savbit Alloy also reduces wear of copper soldering iron bits.



**SIZE 5
HANDY SOLDER
DISPENSER**

Contains 10 ft. coil of 18 s.w.g. Ersin Multicore Savbit Alloy. 2/6 each.



**SIZE 15
SOLDER
DISPENSER**

Contains 21 ft. coil of 60/40 Alloy, 22 s.w.g. Ideal for small components, transistors, diodes, etc. 3/- each.



SIZE 12

Ideal for home constructors. Contains 90 ft. of 18 s.w.g. Ersin Multicore Savbit Alloy on a plastic reel. 15/- each.



**BIB MODEL 8
WIRE STRIPPER
AND CUTTER**

Strips insulation cleanly and quickly, fitted with unique 8 gauge wire selector. Plastic handles. 9/6 each.

From Electrical and Hardware shops. If unobtainable, write to: Multicore Solders Ltd., Hemel Hempstead, Herts.



FABULOUS VALUE

**TRANSISTORISED
STEREO HI-FI
RECORD PLAYER**

Build your own Hi-Fi Record Player with the Serenade fully transistorised amplifier which comes complete with 2-10" x 6" speakers and the latest BSR 4 Speed Stereo/Mono Record Changer.

Advanced solid state amplifier only 4 1/2" deep. 14 transistors plus 4 diodes, separate Bass and Treble—10 watts total power. Frequency response 50-15,000 c/s.

EASY TO INSTALL
NO TECHNICAL KNOWLEDGE
REQUIRED

Only **27** Gns. + P&P 17/6

H. P. terms available. Deposit £7.1.9. & 12 monthly payments of 40/- (Total H. P. £31.1.9.). Send £7.19.3. today. Amplifier available separately at only 16 Gns.


FANTASTIC BARGAIN OFFER!
"TRANSCONTINENTAL"
FULLY TRANSISTORISED STEREOGRAPHIC
RADIOGRAM CHASSIS

Complete with 2-10" x 6" speakers and the latest BSR Mono/Stereo Record Changer—a complete radiogram at half normal price **ONLY**

10 Watts Total output **34 1/2** Gns. P&P 17/6
17 Transistors & 10 diodes

EASILY FITTED NO TECHNICAL KNOWLEDGE NECESSARY
H.P. available £9:2:6d deposit plus 18 monthly payments of £1:15:9d (Total H.P. £41:6:0).

Send £10 today



Callers
Welcome

**POST
THIS
COUPON
NOW!**

PLEASE SEND ME FREE DETAILS OF YOUR RANGE

Name _____

Address _____

LEWIS radio

100 CHASE SIDE, SOUTHGATE, Dep. P1168
LONDON, N.14, TELEPHONE PAL 3733/9668

VALUABLE NEW HANDBOOK FREE TO AMBITIOUS ENGINEERS

Have you had *your* copy of "Engineering Opportunities" ?

The new edition of "ENGINEERING OPPORTUNITIES" is now available—without charge—to all who are anxious for a worthwhile post in Engineering. Frank, informative and completely up to date, the new "ENGINEERING OPPORTUNITIES" should be in the hands of every person engaged in any branch of the Engineering industry, irrespective of age, experience or training.

On 'SATISFACTION or REFUND of FEE' terms

This remarkable book gives details of examinations and courses in every branch of Engineering, Building, etc., outlines the openings available and describes our Special Appointments Department.

WHICH OF THESE IS YOUR PET SUBJECT?

RADIO ENGINEERING

Advanced Radio — Gen. Radio — Radio & TV Servicing — TV Eng. — Telecommunications—Sound Recording — Automation — Practical Radio — Radio Amateurs' Exam.

ELECTRONIC ENG.

Advanced Electronic Eng. — Gen. Electronic Eng. — Applied Electronics — Prac. Electronics — Radar Tech. — Frequency Modulation — Transistors.

ELECTRICAL ENG.

Advanced Electrical Eng. — Gen. Electrical Eng. — Installations — Draughtsmanship — Illuminating Eng. — Refrigeration — Elem. Electrical Science — Electrical Supply — Mining Elec. Engineering.

MECHANICAL ENG.

Advanced Mechanical Eng. — Gen. Mechanical Eng. — Maintenance Eng. — Diesel Eng. — Press Tool Design — Sheet Metal Work—Welding — Eng. Pattern Making — Inspection — Draughtsmanship — Metallurgy — Production Eng.

CIVIL ENGINEERING

Advanced Civil Eng. — Gen. Civil Eng. — Municipal Eng. — Structural Eng. — Sanitary Eng. — Road Eng. — Hydraulics — Mining — Water Supply — Petrol Tech.

AUTOMOBILE ENG.

Advanced Automobile Eng. — Gen. Automobile Eng. — Automobile Maintenance — Repair — Automobile Diesel Maintenance — Automobile Elec. Equipment — Garage Management.

WE HAVE A WIDE RANGE OF COURSES IN OTHER SUBJECTS INCLUDING CHEMICAL ENG., AERO ENG., MANAGEMENT, INSTRUMENT TECHNOLOGY, WORKS STUDY, MATHEMATICS, ETC.

Which qualification would increase your earning power?
B.Sc. (Eng.), A.M.S.E., C.Eng., A.M.I.E.R.E., R.T.E.B., A.M.I.P.E., A.M.I.M.I., A.R.I.B.A., A.I.O.B., P.M.G., A.R.I.C.S., M.R.S.H., A.M.I.E.D., A.M.I.Mun.E., CITY & GUILDS, GEN. CERT OF EDUCATION, ETC.

British Institute of Engineering Technology

453A ALDERMASTON COURT, ALDERMASTON, BERKSHIRE

THIS BOOK TELLS YOU

- ★ HOW to get a better paid, more interesting job.
- ★ HOW to qualify for rapid promotion.
- ★ HOW to put some letters after your name and become a key man . . . quickly and easily.
- ★ HOW to benefit from our free Advisory and Appointment Depts.
- ★ HOW you can take advantage of the chances you are now missing.
- ★ HOW, irrespective of your age, education or experience, YOU can succeed in any branch of Engineering.

132 PAGES OF EXPERT CAREER - GUIDANCE

PRACTICAL EQUIPMENT

INCLUDING TOOLS

Basic Practical and Theoretical Course for beginners in Radio, T.V., Electronics, Etc. A.M.I.E.R.E. City & Guilds Radio Amateurs' Exam. R.T.E.B. Certificate P.M.G. Certificate Practical Radio Radio & Television Servicing Practical Electronics Electronics Engineering Automation

The specialist Electronics Division of B.I.E.T. NOW offers you a real laboratory training at home with practical equipment. Ask for details.

B.I.E.T.

You are bound to benefit from reading "ENGINEERING OPPORTUNITIES", and if you are earning less than £30 a week you should send for your copy now—FREE and without obligation.



POST NOW!

TO B.I.E.T., 453A, ALDERMASTON COURT, ALDERMASTON, BERKSHIRE.

Please send me a FREE copy of "ENGINEERING OPPORTUNITIES." I am interested in (state subject, exam., or career).

NAME

ADDRESS

WRITE IF YOU PREFER NOT TO CUT THIS PAGE

THE B.I.E.T. IS THE LEADING INSTITUTE OF ITS KIND IN THE WORLD

DULCI HI-FI AMP. STEREO 7w x 7w MODEL 207 Usual price £19.19.0 Our big discount price 15½ guineas plus 10/- p/p.	RECORD PLAYER AMP. As fitted to most popular record players. Our Bargain Price 59/6 only. Fully built and tested. EL84 output. 230-240V mains operated. 2 controls—vol.,—tone on flying lead. P/p. 3/6.	"SOLENT" Scandinavian style speaker system (teak). Full maker's guarantee. 12 watt output. Imp. 8-15 ohms. Woofer 6½" 10,000 gauss. Tweeter 3½" Frequency response 40 c/s- 20 Kc/s. LIST PRICE 18 Gns. OUR PRICE 11 GNS. +10/- p/p.	SONOTONE 9TA-HC diamond 50/- plus 2/6 p/p.	● BARGAIN—Speakers, Hi-Fi—The Baker Selhurst Stalwart, 12in. round, 15 watt rating, 12,000 lines gauge, 3 or 15 ohms, response 45-13,000c/s. Bass resonance 40-50c/s, solid aluminium chassis. Our price £4.19.6. Brand new, 12 months' unconditional guarantee. P./P. 6/6. ● BARGAIN—Speakers, Hi-Fi—The Baker Selhurst Guitar Group 25, 12in. round, 25 watt rating, 12,000 lines gauge, 15 ohms, response 30-10,000c/s, solid aluminium chassis, heavy duty cone. Our price £4.19.6. Brand new, 12 months' unconditional guarantee. P./P. 6/6.
---	---	---	---	--

BARGAIN—CHANGER DECKS AT LOWEST PRICES EVER <table border="0"> <tr> <td>Plinth WB1</td> <td>GARRARD 1025</td> <td>p/p. 7/6</td> <td>£8. 0.0</td> </tr> <tr> <td>£2.15.0</td> <td>GARRARD 2025</td> <td>p/p. 7/6</td> <td>£8.10.0</td> </tr> <tr> <td>Cover SPC1</td> <td>AT60 Mk. II</td> <td>p/p. 8/6</td> <td>£13. 0.0</td> </tr> <tr> <td>£2.15.0</td> <td>SP25 Mk. II</td> <td>p/p. 8/6</td> <td>£12.10.0</td> </tr> <tr> <td></td> <td>BSR UA25</td> <td>p/p. 7/6</td> <td>£6.15.0</td> </tr> </table>	Plinth WB1	GARRARD 1025	p/p. 7/6	£8. 0.0	£2.15.0	GARRARD 2025	p/p. 7/6	£8.10.0	Cover SPC1	AT60 Mk. II	p/p. 8/6	£13. 0.0	£2.15.0	SP25 Mk. II	p/p. 8/6	£12.10.0		BSR UA25	p/p. 7/6	£6.15.0	BUDGET HI-FI SYSTEM YOU WON'T FIND A BETTER BARGAIN—ANYWHERE! TELETON F2000 STEREO (MULTIPLEX) C AM-FM TUNER AMP. £35.8.11 O TELETON S1003 SPEAKER M ENCLOSURES (PAIR) £9.13.6 P GARRARD SP25 SONOTONE 9TA. DIAM. L PLINTH TO MATCH £22.1.4 E OUR PRICE 59 GNS. FREE DELIVERY TOTAL £67.3.9
Plinth WB1	GARRARD 1025	p/p. 7/6	£8. 0.0																		
£2.15.0	GARRARD 2025	p/p. 7/6	£8.10.0																		
Cover SPC1	AT60 Mk. II	p/p. 8/6	£13. 0.0																		
£2.15.0	SP25 Mk. II	p/p. 8/6	£12.10.0																		
	BSR UA25	p/p. 7/6	£6.15.0																		


EMI HI-FI SPEAKERS 13 x 8in. 47/6. p/p. 5/- . 13 x 8in. plus 2 twr. 57/6. p/p. 7/6. 8 x 5in., 7 x 4in. 22/6, p/p. 3/6. Catalogue, full spec. on request. Distributors for EMI Sound.	Beautiful oiled teak enclosure to suit EMI 13 x 8in. speakers. Retail value £8.15.0. Our low-low price ONLY 99/6 plus 8/- p/p.	FULL EAGLE RANGE TUNER UNITS, AMPLIFIERS, MICROPHONES, SPEAKERS, ACCESSORIES, etc., All less 15%.
---	---	---

INTERNATIONAL MAGNETIC TAPE				BASF TAPE 33½ OFF			
	Standard	Long Play	Double Play		Standard	Long Play	Double Play
5"	600ft. 10/-	900ft. 13/6	1200ft. 17/-	5"	600ft. 12/6	900ft. 17/-	1200ft. 27/6
5½"	900ft. 13/6	1200ft. 16/6	1800ft. 21/-	5½"	900ft. 17/-	1200ft. 21/6	1800ft. 36/-
7"	1200ft. 15/-	1800ft. 17/6	2400ft. 26/-	7"	1200ft. 21/6	1800ft. 33/-	2400ft. 52/6

POST & PACKING 2/- . OVER £5 FREE Thank you for reading our advertisement.

S.B.E. Atlas House, Chorley Old Road, Bolton BOLTON 25881

YOURS FREE FOR 7 DAYS



The 'New Picture-Book' way of learning **BASIC ELECTRICITY (5 VOLS.)** **BASIC ELECTRONICS (6 VOLS.)**

You'll find it easy to learn with this outstandingly successful NEW PICTORIAL METHOD—the essential facts are explained in the simplest language, one at a time, and each is illustrated by an accurate, cartoon-type drawing. The books are based on the latest research into simplified learning techniques. This has proved that the PICTORIAL APPROACH to learning is the quickest and soundest way of gaining mastery over these subjects.

TO TRY IT, IS TO PROVE IT

This carefully planned series of manuals has proved a valuable course in training technicians in Electricity, Electronics, Radio and Telecommunications.

■ To The SELRAY BOOK CO., 60 HAYES HILL, BROMLEY BR2 7HP

■ Please send me WITHOUT OBLIGATION TO PURCHASE, one of the above sets on 7 DAYS FREE TRIAL, I will either return set, carriage paid, in good condition within 7 days or send the following amounts. BASIC ELECTRICITY 70/- . Cash Price or Down Payment of 15/- followed by 4 fortnightly payments of 15/- each. BASIC ELECTRONICS 84/- . Cash Price or Down Payment of 15/- followed by 5 fortnightly payments of 15/- each. This offer applies to UNITED KINGDOM ONLY. Overseas customers cash with order, prices as above.

WHAT READERS SAY

"May I take this opportunity to thank you for such enlightening works and may I add, in terms, easily understood by the novice."
 L. W. M., Birmingham.

"I find that the new pictorial method is so easy to understand, and I will undoubtedly enjoy reading the following five volumes: thank you for a wonderful set of books."
 C. B., London.

"Please accept my admiration for producing a long felt want in the field of understanding Electronics."
 S. B. J., London.

"The easiest set of manuals it has been my pleasure to study."
 J.P.P., Taunton.

A TECH-PRESS PUBLICATION

■ Tick Set required (Only one set allowed on free trial)

■ **BASIC ELECTRICITY** **BASIC ELECTRONICS**

Prices include Postage and Packing.

■ Signature _____
 (If under 21 signature required of parent or guardian)

■ **NAME** _____

■ **BLOCK LETTERS** _____

■ **FULL POSTAL ADDRESS** _____

POST NOW FOR THIS OFFER!!


Transistorised FM Tuner

CALLERS WELCOME Demonstration without obligation at all branches

SAVE £2.10.0.

MODEL A1005.

HIGH QUALITY: LOW NOISE: BATTERY OR MAINS OPERATION



REDUCED PRICE DUE TO HUGE SALES

STEREO DECODER

Model A1005M. Simple instructions to convert any FM tuner. Max input 100 m volts. Power supply 8-14 volts. Mains or batt. (5mA at 12V.) Output 1.5 x input. 4 transistors (2 each) 2SB-202; 2SB-186. 7 diodes IN34 (six) IN60 SAVE 34/- 5 Gns.

Keen offer if purchased with A1005 tuner making STEREO TUNER 11 gns.

This beautifully compact 6 transistor machine (size 6 x 4 x 2 1/2 in.) will give quieter, more interference free reception. Months of use from a standard 9 volt battery or its small power requirements can be drawn from any amplifier. Low noise freq. changer. Smooth 2 gang tuning feeding no less than three I.F. stages coupled to a double-tuned discriminator terminating in an L.F. stage giving ample output for all quality amplifiers.

£6.19.0 (3 FOR £19)

GUARANTEED

★ VALVES ★

BY RETURN OF POST—GUARANTEED 3 MONTHS

Satisfaction or Money Back Guarantee on goods if returned unused within 14 days. ALL VALVES ARE NEW UNLESS OTHERWISE INFORMED. FREE TRANSIT INSURANCE. POSTAGE 1 valve 9d. 2-11 6d. per valve. Free over 12

1L4	2/8	6S7GT	6/8	30F11	14/-	EBF89	7/8	EZ80	8/6	PZ30	8/8
1B4	5/8	6S7GT	6/8	30L15	16/-	ECC40	10/8	EZ81	7/7	8P61	4/-
2D21	6/-	6SN7GT	5/8	30L17	15/-	ECC81	5/-	GZ32	10/7	TDD4	8/8
3Q4	7/-	6V4GT	12/-	30P4	14/-	ECC82	6/8	GZ34	10/-	U14/18	8/-
5U4G	7/8	6V6G	5/-	30P12	12/-	ECC33	6/8	KT61	13/-	U25	15/-
5Y3GT	6/8	6V8GT	7/8	30PL1	15/-	ECC34	7/8	KT63	5/8	U28	16/-
5Z4G	7/8	8X4	4/8	30PL13	16/-	ECC35	8/8	KT66	20/6	U35	13/8
5Z4GT	8/8	8X5G	5/8	30PL14	16/-	ECC38	8/8	KTW61	8/8	U37	19/-
6J80L2	13/-	8X8GT	6/8	35A5	11/-	ECCF30	8/8	KTW63	6/-	U191	14/-
6AK5	5/8	7B6	11/8	35L6GT	8/8	ECCF82	7/8	MU14	8/-	U281	8/8
6AQ5	6/-	7B7	7/8	35W4	5/8	ECH42	11/8	N37	10/6	U382	12/8
6AT8	5/8	7C5	16/-	35Z5	9/8	ECH81	7/-	N78	14/-	U301	13/8
6AUG	6/-	7C8	7/-	35Z4GT	6/8	ECL80	7/8	PC86	10/8	U404	7/8
6BA8	6/-	7H7	9/8	42	6/8	ECL82	7/8	PC88	10/8	U801	20/-
6BE8	6/-	7Y4	7/8	50L6GT	6/8	ECL83	10/6	PC97	8/8	UABCS0	7/8
6BH8	7/8	10C1	9/-	80	8/8	ECL86	9/-	PC84	6/8	UAF42	9/8
6BJ6	7/8	10C2	12/-	18BTA20/6	6/8	EF39	7/7	PC85	7/7	UB41	9/8
6BR7	10/-	10P1	9/8	807	9/8	EF40	9/8	PC88	12/-	UC81	9/8
6BR8	9/-	10P9	9/8	955	3/8	EF41	10/8	PC89	11/-	UC81	9/8
6BW8	13/-	10P13	12/6	10L11/9	8/8	EF42	7/8	PC189	11/-	UBF80	7/8
6C4	4/-	10P14	12/6	CL33	17/8	EF80	5/-	PCF50	7/8	UBF89	8/-
6C9	11/-	12AT8	5/8	CY31	8/8	EF85	7/-	PCF82	6/8	UBL21	11/-
6F1	7/8	12AU6	5/8	DAF91	5/8	EF86	8/8	PCF86	9/8	UC84	9/-
6F8G	5/8	12AU7	6/8	DAF96	7/8	EF89	7/7	PCF80	14/-	UCF80	9/8
6F13	6/8	12AX7	6/8	DP91	7/8	EF91	4/7	PCL82	7/9	UCH21	11/-
6F14	9/8	12BA6	5/8	DK91	6/8	EF183	7/8	PCL83	9/9	UCH42	11/8
6F15	9/8	12BE8	5/8	DK92	6/8	EL32	5/7	PCL84	8/8	UCH81	7/8
6F23	12/6	12J7GT	7/8	DL92	9/8	EL32	5/7	PCL85	9/9	UCL42	9/8
6F24	12/6	12K7GT	6/8	DL92	9/8	EL34	12/6	PL36	12/-	UF41	9/8
6J5G	4/8	12K8GT	8/8	DL94	7/7	EL41	9/9	PL81	9/9	UF42	9/-
6J5GT	5/8	12Q7GT	6/8	DL96	8/8	EL42	10/8	PL82	7/8	UP80	8/8
6J7G	6/-	14S7	17/8	DL96	8/8	EL81	9/7	PL83	7/7	UP85	8/8
6K7GT	8/8	19AQ5	5/8	DY88	7/7	EL84	7/8	PL84	7/8	UP88	9/7
6K7G	3/5	20D1	9/7	DY87	7/8	EM80	7/8	PY31	7/8	UP89	7/8
6K7GT	5/8	20P2	9/8	EABCS0	7/7	EM81	8/8	PY32	9/9	UL41	11/8
6K8GT	8/8	20L1	15/-	EAF42	9/7	EM84	8/7	PY33	10/8	UL84	7/8
6L1	6/8	20P3	12/-	E81	6/7	EM85	11/7	PY80	8/8	UM80	7/7
6L6	9/8	20P4	15/-	EB91	3/8	EM87	10/7	PY81	6/8	UP9	7/8
6L8	7/8	25L8GT	7/8	EBC33	8/8	E81	8/7	PY82	8/8	UT41	8/7
6L20	7/8	25Z4G	7/8	EBC41	10/8	EY86	8/8	PY83	6/8	UY85	7/7
6P25	13/-	30C15	14/-	E83	8/7	EY88	8/8	PY88	8/8	VR105	7/8
6Q7G	6/8	30C17	14/-	ERF80	7/8	EZ40	9/7	PY800	9/7	VR150	7/8
6Q7GT	8/8	30P5	14/-	ERF83	8/7	EZ41	9/7	PY801	9/7	X86	7/8

TRANSISTORS

GUARANTEED TOP QUALITY

Mullard Matched Output Kits OC18D 12/6 and 2-OC81

R.F. Kits OC44, OC45 (2) 3 transistors. 11/-

AF102	17/-	GET115	8/8	OC35	12/6
AF114	6/8	GET118	10/7	OC44	4/-
AF115	6/8	MAT121	8/8	OC45	3/6
AF118	6/8	OA5	3/-	OC71	4/-
AF117	5/-	OA10	6/-	OC72	5/-
AF127	6/-	OA79	2/6	OC73	7/6
AF136	18/-	OAS1	2/8	OC74	7/8
BC107	7/6	OAS9	2/8	OC81	5/-
BY65	5/-	OAS5	2/8	OC81D	4/8
FXA143	7/-	OAS20	3/8	OC82D	5/-
GET111	8/8	OC19	19/8	OC170	5/8
GET113	4/-	OC26	6/8	OC171	6/-

SILICON RECTIFIERS

Guaranteed performance. Top Makes. Tested 250v. working.

100mA (3 for 6/8)	2/9	500mA (3 for 12/8)	5/-
-------------------	-----	--------------------	-----

BARGAIN PARCELS

Including variable condensers, i.f. coils, loudspeaker plugsockets, knobs, pots, condensers, resistors, nuts, bolts, cabinet fittings, switches, transformer choke, rectifier, transistors at a small fraction of list value. Due to heavy demand we now pack them in several sizes—be amazed—try one now.

3 lbs. (post 3/-)	9/-
7 lbs. (post 6/-)	17/6
14 lbs. (post 9/-)	29/-



FANTASTICALLY POPULAR TAPE

We offer you fully tensilised polyester/mylar and P.V.C. tapes of identical quality hi-fi. wide range recording characteristics as top grade tapes. Quality control manufacture. They are truly worth a few more pence than acetate, sub-standard, jointed or cheap imitations. TRY ONE AND PROVE IT YOURSELF.

Standard Play		Long Play	
3in. 150ft.	2/8	3in. 225ft.	2/9
4in. 300ft.	4/8	4in. 450ft.	5/8
5in. 600ft.	7/8	5in. 900ft.	10/6
5 1/2in. 900ft.	10/8	5 1/2in. 1,200ft.	13/6
7in. 1,200ft.	12/8	7in. 1,800ft.	18/6
Double Play		Triple Play	
3in. 300ft.	4/-	4in. 900ft.	13/6
4in. 600ft.	8/-	5in. 1,800ft.	25/6
5in. 1,200ft.	15/6	5 1/2in. 2,400ft.	34/6
5 1/2in. 1,800ft.	19/6	7in. 3,000ft.	44/6
7in. 2,400ft.	27/6	Quadruple Play	
		3in. 600ft.	8/8

Postages 1/- incl. Post Free less 5% on three reels. Quantity and Trade enquiries invited. NOTE: Large tape stocks at all branches.

STEREO PORTABLE CABINETS

Latest black and silver metal finish. Consisting of centre cabinet size 18 1/2 in. x 13 in. x 8 in. deep with lift up lid together with two 10 x 8 speaker cabinets which clip on ends of main cabinet size 4 1/2 in. x 13 in. x 8 in. making overall size of 25 1/2 in. x 13 in. x 8 in. High quality chrome fittings. Will take almost any autochanger or tape deck. £3.19.0

Approx. half price at Ditto, but less chrome. takes 7 x 4 speaker. £2.19.9

MONO PORTABLE CABINETS. B.S.R.
tape deck or simple record player, new, attractive finish, half price. 19/6

AUTOMATIC PORTABLE CABINETS.
As used on 18 gns. record player. Due to fortunate purchase we offer complete with motor board and all fittings 49/- PLEASE NOTE. A wide range of cabinets to callers at all branches.

100 HI-STABS 9/-
1% to 5% 100Ω to 5mΩ.
CO-AX. low loss. 6d. yd. 25 yds. 11/8; 50 yds. 23/6; 100 yds. 42/6. Plugs 1/3.

100 RESISTORS 6/6
SIZES—1-3 watt.
MICROPHONE CABLE. Highest quality, black, grey, white. 8d. per yard.

100 CONDENSERS 9/6
Miniature Ceramic. Silver. Mica etc.. 5pF to 5μF. LIST VALUE OVER £4.

25 ELECTROLYTICS 9/6
Assorted 2 to 500 mfd 6 to 400 volt. LIST VALUE OVER £5.

50 TAG STRIPS 7/6
Mixed sizes 2 to 15 way.

25 POTENTIOMETERS LIST
Including with switch, long and short spindle, pre-sets, log and lin. unused. 1k-2mΩ.
VALUE APPROX. £4.

CONNECTING WIRE 4/-
P.V.C. Bright Colours. Five 25ft. coils only.

Stockists of Leak, Quad, Chapman, Goodman, Armstrong, Triphonic, Linear, Rogers, Truvox, Ferraglyph, Wharfedale, etc., etc.
Post 1 lb. 1/6, 1 1/2 lb. 2/6, 2 lb. 2/6, 4 lb. 3/3, 6 lb. 4/7, 14 lb. 5/8.

Tubes

HIGHEST QUALITY—COMPARE OUR PRICES—

GUARANTEED

Carr. & Ins. 12/6	Tube	6 Months		12 Months	
		Price	Value	Price	Value
	MOST MULLARD,	12in.	£2. 0. 0	£3. 0. 0	
	MAZDA, COSBOR,	14in.	£2.10. 0	£3.10. 0	
	EMITRON, EMISCOPE, BRIMAR, FERRANTI TYPES	15-17in.	£3. 5. 0	£4. 5. 0	
	PROCESSED IN OUR OWN FACTORY	19in.	£3. 5. 0	£4. 5. 0	
		21in.	£3.15. 0	£5.15. 0	
		23in.	£3.15. 0	£5.15. 0	

SATISFACTION GUARANTEED

NOTE: ALL TUBE ORDERS ONLY TO PORTSMOUTH BRANCH PLEASE

JUST OUT — SEND NOW FOR

FREE FLOG LIST No. 8 Scores Special Bargains

SEND S.A.E. OR CALL AT ANY BRANCH FOR YOURS

NAME

ADDRESS

Block Capitals Please

PW11



LONDON 10 Tottenham Court Road, W.1. Tel. MUSEUM 2839

PORTSMOUTH 350-352 Fratton Road. Tel. 22034

SOUTHAMPTON 72 East Street. Tel. 25851

BRIGHTON Park Crescent Place. Tel. 680722

All Mail Orders to Brighton with names and addresses in BLOCK CAPITALS please. (TV Tubes only Portsmouth).

VIKING AMPLIFIER

50 WATT AMPLIFIER

An extremely reliable general purpose valve amplifier. Its rugged construction yet space age styling and design makes it by far the best value for money.

TECHNICAL SPECIFICATIONS

4 electronically mixed channels, with 2 inputs per channel, enables the use of 8 separate instruments at the same time. The volume controls for each channel are located directly above the corresponding input sockets.

SENSITIVITIES AND INPUT IMPEDANCES

Channel 1 4mV at 470K } These 2 channels (4 inputs) are suitable for
Channel 2 4mV at 470K } microphone or guitars.
Channel 3 200mV at 1m } Suitable for most high output instruments
Channel 4 200mV at 1m } (gram, tuner, organ, etc.).
Input sensitivity relative to 10w output.

TONE CONTROLS ARE COMMON TO ALL INPUTS


Bass Boost +12dB at 60 Hz/s. Bass Cut -13dB at 60 Hz/s.
Treble Boost +11dB at 15 KHz/s. Treble Cut -12dB at 15 KHz/s.
With bass and treble controls central -3dB points are 30 Hz/s and 20 KHz/s.

POWER OUTPUT

For speech and music 50 watts rms. 100 watts peak.
For sustained music 45 watts rms. 90 watts peak.
For sine wave 38.5 watts rms. Nearly 80 watts peak.
Total distortion at rated output 3-2% at 1 KHz/s
Total distortion at 20 watts 0-15% at 1 KHz/s
Output to match into 8 or 15 ohms speaker system.

NEGATIVE FEED BACK 20dB at 1 KHz/s. **SIGNAL TO NOISE RATIO** 60dB. **MAINS VOLTAGES** Adjustable from 200-250v A.C. 50-60 Hz/s. A protective fuse is located at the rear of unit.

VALVE LINE UP Double purpose ECC83 x 3, EL34 x 2 and GZ34.



Price
27 gns
P & P 20/-

FOUR PLUS FOUR Stereo Amplifier

A superb high quality, yet inexpensive stereo amplifier. Due to the great demand we are now able to offer this precision made instrument at a fantastically low price. The high quality, reliability and styling has been maintained in spite of its low price.

SPECIFICATIONS

Elegant styled cabinet (sizes 16" wide 5" high 8 1/2" deep) in black rexine and woodgrained sides. Brushed aluminium front panel with contrasting black/silver knobs.

CONTROLS

Stereo/Mono switch. Gram/Aux switch. Volume left. Volume right. Treble (cut and lift). Bass (cut and lift). Separate on/off switch. Neon pilot indicator.

INPUTS AND OUTPUTS

(per channel)
Gram, aux, tape out and speaker out. A switched mains socket is

also provided at the rear of unit. Employs Mullard valves throughout. ECC83 and 2 x ECL86 with a metal bridge rectification.

TECHNICAL SPECIFICATIONS

Gram sensitivity 40mV at 1 KHz. Aux sensitivity 50mV at 1 KHz. (Sensitivities are given for rated output.) 4 watts r.m.s.

(8 watts r.m.s. in monaural position). Output matches into standard 3 ohms speaker system. Suitable 10" x 6" speakers are available at 29/6 each, plus 5/- p. & p. Bass control at 100 Hz lift + 9dB cut - 10dB. Treble control at 10 KHz lift + 8dB cut - 13dB. Total harmonic distortion 0-35% at 3 watts and 2% for rated output at 1 KHz. Negative feedback 13dB at 1 KHz. Mains supply 220-250V A.C. 50-60 Hz.

Price
13 gns
P & P 15/-

SPEDEX the SPEED CONTROLLER for ELECTRIC POWER DRILL


Infinitely variable electronic speed controller for your electric power drill. Varies the speed of all power tools (up to 600W) between 12 r.p.m. and maximum r.p.m.

Instantly adjustable with simple single control overriding switch for instant maximum speed. Simply connected into lead of power tool. Only 25/- plus 3/6 P. & P.



GEC KETTLE ELEMENT

3,000W WITH AUTOMATIC EJECTION
200/240v. Size of hole required 1 1/8"
List Price 32/-. Our PRICE
15/- P. & P. 1/6.



Goods not despatched outside U.K. Terms C.W.O.
All enquiries Stamped Addressed Envelope

RADIO & TV COMPONENTS (Acton) LTD

21c High Street, Acton, London, W.3.

323 Edgware Road, London, W.2.

All orders by post to our Acton address



POCKET MULTI-METER

Size 3 1/4 x 2 1/4 x 1 1/2 in. Meter size 2 1/4 x 1 1/2 in. Sensitivity 1000 O.P.V. on both A.C. and D.C. volts. 0-15, 0-150, 0-1000 D.C. current 0-150mA. Resistance 0-100k Ohm. Complete with test leads, battery and full instructions. 42/6 P. & P. 3/6 FREE GIFT for limited period only. 30 watt Electric Soldering Iron value 15/- to every purchaser of the Pocket Multi-Meter.

CYLDON U.H.F. TUNER

Complete with PC88 and PC86 Valves. Full variable tuning. New and unused. Size 4 1/2 x 5 1/2 x 1 1/2 in. Complete with circuits diagram. **35/-** p. & p. 3/6



THREE-IN-ONE HI-FI 10 WATT SPEAKER

A complete Loud Speaker system on one frame, combining three matched ceramic magnet speakers with a low loss cross over network. Peak handling power 10 watts. Impedance 15 ohms. Flux density 11,000 gauss. Resonance 40-60 c/s. Frequency range 50c/s to 20Kc/s. Size 13 1/4 x 8 1/4 x 4 1/4 inches. By famous manufacturer. List Price £7. Our price 69/6 plus 5/- P. & P. Similar speaker to the above without tweeters in 3 and 15 ohm 39/9 plus 5/- P. & P.

600 mW FOUR TRANSISTOR AMPLIFIER

Features N.P.N. and P.N.P. complementary symmetrical output stage, 2 1/2" x 1 1/2" x 1 1/2" Speaker. Output impedance 12 ohms frequency response 3dB points 90 c/s and 12 Kc/s. Price 19/6 plus 1/- P. & P. 7 x 4" Speaker to suit, 13/6 plus 2/- P. & P.

2 1/2 watt ALL TRANSISTOR AMPLIFIER

AC mains 240V. Size 7" x 4 1/2" x 1 1/2". Frequency response 100 c/s-10 Kc/s Semi conductors, two OC 75's two AC 128's and two stabilizers AA129. Tone and volume controls on flying leads. £2.10.0 plus P. & P. 3/6. Suitable 8" x 5" 10,000 line high flux speaker, 18/6 plus 2/- P. & P.

NEW TRANSISTORISED SIGNAL GENERATOR

Size 5 1/2 x 3 1/2 x 1 1/2 in. For IF and RF alignment and AF output 700 c/s frequency coverage 460 kc/s to 2 mc/s in switched frequencies. Ideal for alignment to our Elegant Seven and Musette. Built and tested. **49/6** P. & P. 3/6.



FIRST QUALITY P.V.C. TAPE

5 1/2" Std.	850ft.	9/-	5" L.P.	850ft.	10/6
7" Std.	1200ft.	11/6	3" T.P.	600ft.	10/6
3" L.P.	240ft.	4/-	5" T.P.	1800ft.	25/6
5 1/2" L.P.	1200ft.	11/6	5 1/2" T.P.	2400ft.	32/6
7" L.P.	1800ft.	18/6	7" T.P.	3600ft.	42/6
5 1/2" D.P.	1800ft.	18/6	4" T.P.	900ft.	15/-


P. & P. on each 1/6, 4 or more post free.

THE RELIANT 10W SOLID-STATE HIGH QUALITY AMPLIFIER

SPECIFICATIONS
Output—10 watts RMS Sine-wave
13 watts RMS Music-power
Inputs—1. xtal mic 10mV
2. gram radio 260mV
Tone Controls—Treble control range + 12dB at 10KHz
Bass control range + 13dB at 100Hz
Frequency Response—(with tone controls central) Minus 3dB points are 20Hz and 40KHz.
Signal to Noise Ratio—better than -60dB. Transistors—4 silicon Planar type and 3 Germanium type. Mains input—220-250V A.C. Size of chassis—10" x 3 1/2" x 2". A.C. Mains, 200-250V. For use with Std. or L.P. records, musical instruments, all makes of pick-ups and mikes. Separate bass and treble lift control. Two inputs with control for gram. and mike. Built and tested. 8" x 5" speaker to suit price 14/6 plus 1/6 P. & P. Crystal mike to suit 12/6 plus 1/6 P. & P. PRICE £5.5.0 plus 1/6 P. & P.

RECORD PLAYER SNIP

The "Princess" 4-speed automatic record changer and player engineered with the utmost precision for beauty, long life, and trouble free service. Will take up to ten records which may be mixed 7" to 10" or 12". Patent stylus brush cleans stylus after each playing and at shut off, the pick-up locks itself into its recess, a most useful feature with portable equipment—other features include pick-up height adjustment and stylus pressure adjustment. This truly is a fine instrument which you can purchase this month at only £5.19.6 complete with cartridge and ready to play. Post and insurance 7/6 extra.



ANTI-THIEF CAR BURGLAR ALARM

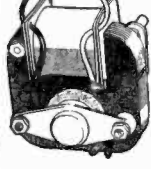
The Melguard Safermatic consists of an electrical device housed in small metal box 4" x 2" x 1 1/2", which has been designed and developed to provide protection required by the average motorist at an economic cost. Using this system, an alarm and the immobilized condition is set automatically as soon as you park the car. Should you leave the key in the ignition, no one but you can drive the car away. Upon entering the vehicle the method of starting the car is by switching on the ignition, depressing two hidden switches, and simultaneously operating the starter. Location of the switches is known only to you. Should the alarm be set off it can be stopped by following the normal starting procedure. For 12V operation. List price 79/6, our price 29/6 plus 2/6 P. & P. Full easy-to-follow instructions supplied.

EXTRACTOR FAN



AC Mains 230/250 v. complete with pull switch.
Size 6" x 6" x 4".
Price 27/6 plus 5/- P. & P.


AC MAINS MOTOR



1400 R.P.M. 230/250v
PRICE
9/6
P. & P. 3/-

X101

10 WATTS (RMS) SOLID-STATE HI-FI AMP WITH INTEGRAL PRE-AMP



Its great versatility ranges from: A simple intercom, to a modern HI-FI STEREO AMPLIFIER (2 are required for Stereo). The X101 is a brilliant new addition to our highly successful range of products. Its professional performance and advanced solid-state circuitry techniques ensures reliability, combined with high fidelity reproduction at AN UNBEATABLE PRICE

SPECIFICATIONS

R.M.S. Power Output: 13 W (music power), 10 W (Sine Wave).
Sensitivity: for rated output 1 mV into 3 K ohms load.
Frequency Response: minus 3dB points are 20 Hz and 40 KHz.
Total Distortion: at 1KHz for rated output 1.5% for 5 W output 0.35%.

Output Impedance: 3 ohms (3-15 ohms may be used).
Supply Voltage: 24 V D.C. at 800 mA (6-24 V may be used) output at 14 V D.C. supply with 3 ohms speaker, 7 watts.

Size: 2 1/2" x 3" x 1 1/8".
 The fully comprehensive instruction manual not only shows the basics, such as circuit diagram and connections, but also gives practical easy-to-understand detailed information about the X101. Standard equalisation networks are given for most types of conventional inputs. They include: Tape Head, Mag. P.U., Xtal P.U., Tuner, Mic, etc. **49/6** + 2/6 p. & p.

Control assembly: (Including resistors and capacitors).
 1. Volume: PRICE 5/-. 2. Treble: PRICE 5/-.
 3. Comprehensive bass and treble: PRICE 10/-.
 The above 3 items can be purchased for use with the X101.

POWER SUPPLIES FOR THE X101

P101 M (for mono) p. & p. 2/6 **35/-** P101 S (for stereo) p. & p. 2/6 **42/6**

The CLASSIC HIGH QUALITY SOLID-STATE AMPLIFIER (MONO)

SPECIFICATION

Switched inputs for: Tape Head, Mag. P.U., Cer. P.U., Radio and Aux.
Mains Input: 220-250V A.C. 50 Hz.



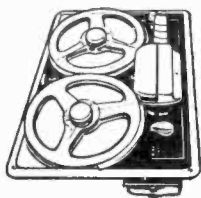
THE CLASSIC IS THE COMBINATION OF THE ABOVE DESCRIBED ITEM (X101, + P101/M AND PR101/M) ON ONE COMMON CHASSIS. ITS PERFORMANCE AND SPACE-AGE STYLING MAKE IT THE IDEAL CHOICE FOR THE VALUE-CONSCIOUS HI-FI ENTHUSIAST.

Size 12 1/2 in. long, 4 1/2 in. deep, 2 3/4 in. high.
 Teak finished case.

p. & p. free

8 gns

The MOTEK 3 SPEED 2 TRACK TAPE DECK




3 Speed 2 Track TAPE DECK

complete with heads
 Takes 7 inch spools.
 Incorporating 3 motors.
 A.C. Mains 240 volts.
 Listed at £21.

OUR PRICE £19.19.6 plus 10/- post & pack.

NEW! THE Dorset TRANSISTOR PORTABLE RADIO



CAN BE USED AS BABY ALARM

600 milliwatt solid state 7 transistor plus diode and thermistor. Completely modulated high quality portable radio featuring complementary NPN and PNP output stage. The comprehensive easy-to-follow drawings supplied make this the easiest-ever transistor radio set of parts with the following features:


5gns

- Simple connections to only 6 tags on the R.F./I.F. module, 3 I.F. stages, osc. coil and 3 transistors which with their associated components are completely wired.
- Only 4 connections on the A.F. module to complete the 4 transistor 600 milliwatt solid state amplifier.
- Pre-aligned R.F./I.F. module built and tested.
- A.F. module built and tested.
- Fully tunable over M.W. and L.W. bands. M.W. 540-1640 Kc/s (357-183 metres). L.W. 150-275 Kc/s (2000-1100 metres).
- Intermediate Frequency 470 Kc/s.
- Sensitivity: M.W. at 1 Mc/s 10 microvolts plus or minus 3dB. L.W. at 200 Kc/s 40 microvolt plus or minus 4dB.
- High Q internal ferrite rod aerial on both wavebands.
- Class 'B' modulated output stage with thermistor controlled heat stabilisation. Current drain of the receiver under no signal conditions is 10-12 mA. At reasonable listening level 20-30 mA.
- Extension sockets for car aerial input, tape recorder output (independent of volume control) and External Speaker.
- All components (except speaker) mount on the printed circuit board. Easy-to-follow instructions. Size of cabinet 12m. long, 8in. high and 3in. deep.
- Finger-tip controls.

plus 7/6 postage and packing.
 Circuit and parts list 2/6 free with parts.

Special Offer—Power Supply Kit to purchasers of Dorset Portable Radio parts incorporating mains transformer, rectifier and smoothing condenser, AC mains 200/250V output 9V 100mA, 9/6 extra.

ELEGANT SEVEN Mk III COMBINED PORTABLE and CAR RADIO



Buy yourself an easy to build 7 transistor radio and save at least £10.0.0. Now you can build this superb transistor superhet radio for under £4.10.0. No one else can offer such a fantastic radio with so many de luxe star features.

SPECIAL OFFER

POWER SUPPLY KIT To purchasers of 'Elegant Seven' parts, incorporating mains transformer, rectifier and smoothing condenser. A.C. mains 200/250 volts. Output 9v 100mA. 9/6 extra.

Plus 7/6 P. & P. Parts List and circuit diagram 2/6 FREE with parts.

£4.9.6

- ★ De luxe wooden cabinet size 12 1/2" x 8 1/2" x 3 1/2".
- ★ Horizontal easy to read tuning scale printed grey with black letters, size 1 1/4" x 2".
- ★ High 'Q' ferrite rod aerial.
- ★ I.F. neutralization on each separate stage.
- ★ D.C. coupled push pull output stage with separate A.C. negative feedback.

- ★ Room filling output 300mW.
- ★ Ready etched and drilled printed circuit board back printed for foolproof construction.
- ★ Fully comprehensive instructions and point-to-point wiring diagrams.
- ★ Car aerial socket.
- ★ Fully tunable over medium and long wave. 168-535 metres and 1250-2000 metres.
- ★ All components ferrite rod and tuning assembly mount on printed board.
- ★ 5" P.M. speaker.
- ★ Parts list and circuit diagram 2/6, free with parts.

RADIO & TV COMPONENTS (ACTON) LTD.

21C HIGH STREET · ACTON · LONDON · W3

OPEN 9 a.m.—6 p.m. INCLUDING SATS. EARLY CLOSING WED. GOODS NOT DESPATCHED OUTSIDE U.K. TERMS C.W.O.

All enquiries stamped addressed envelope

All orders by post to be sent to our Acton address

383 EDGWARE ROAD, LONDON W2

Personal shoppers only. Early closing Thursday.

SENSATIONAL R.S.C. HIGH FIDELITY STEREO PACKAGE OFFERS

"PACKAGE 3" 30 WATT SYSTEM
 ★ Goldring Transcription Turntable on Plinth
 ★ Shure Magnetic Pick-up Cartridge
 ★ Super 30 Amplifier in Teak veneer housing
 ★ Pair of Stanton Loudspeaker Units
 Special inclusive price. Fully wired units ready to "plug-in".
82 Gns.
TERMS AVAILABLE ALL PACKAGE OFFERS

Matched for optimum performance. Substantial saving on cost of equipment purchased individually.

"PACKAGE 2" 30 WATT SYSTEM
 ★ Garrard SP25 Mk II Turntable on Plinth
 ★ Goldring CS90 Ceramic P.U. Cartridge
 ★ Super 30 Amplifier in Teak veneer housing
 ★ Pair of Stanton Loudspeaker Units
 Special inclusive price. Fully wired units ready to "plug-in".
72 Gns.

AUDIOTRINE HIGH FIDELITY LOUSPEAKERS



Heavy cast construction. Latest high efficiency ceramic magnets. Treated Cone surround giving low fundamental resonance. "D" indicates Tweeter Cone providing extended frequency range. Impedance 3 or 15 ohms. Please state choice. Response 40-18,000 c.p.s. Exceptional performance at low cost. Prices include carriage.

HF501 5" 10W 59/9 HF120 12" 15W 89/9
 HF801D 8" 1W 59/9 HF200 20" 15W 79/9
 HF811D 8" 10W 4 gns. HF126 12" 15W 89/9
 HF100D 10" 15W 25.19.9 HF126D 12" 15W 5 gns.

HIGH FIDELITY LOUSPEAKER UNITS

Cabinets of latest styling Satin Teak or Walnut acoustically lined (and upholstered where appropriate). Credit terms available on all units.

DORSET Size 16x11x9in. Response 45-18,000 c.p.s. Rating 8-10 watts. Fitted Audiotrine HF800D speaker. £8.19.9
 Inc. Carr.
STANTON IIS Size 18x11x10in. Rating 10 watts. Incorporating Audiotrine HF 815 speaker with roll rubber surround and 15,000line magnet. High flux tweeter. Handsome Scandinavian design cabinet. Response 30-20,000 c.p.s. Impedance 3 or 15 1/6 Gns.
 Ohms. Gives smooth realistic sound output. Inc. Carr.

GLOUCESTER Size 25 x 16 x 10in. 12in. High flux 12,000 line speaker. Cross-over unit and Tweeter. Rating 10 watts. Smooth response 12 1/2 Gns.
 40-20,000 c.p.s. Impedance 15 ohms.

E2 EQUIPMENT CABINET
 Size 17" wide 14" deep 11" high. Cut for TA12. Super 15, Super 30 and other amplifiers. 'Hinged' perspex cover. Satin Teak veneer finish. 8 Gns.
 Price inc. carr

MOTOR BOARDS cut for Garrard Turntables and many other units. Price 12/9

R.S.C. TA6 6 Watt HIGH FIDELITY SOLID STATE AMPLIFIER



200-250v. AC mains operated Frequency Response 30-20,000 c.p.s. -2dB. Harmonic Distortion 0.3% at 1,000 c.p.s. Separate Bass and Treble 'lift' and 'cut' controls. 3 input sockets for Mike, Gram, Radio or Tape. Input selector switch. Output for 3-15 ohm speakers. Max sensitivity 5mV. Fully enclosed enamelled case. 9x 2 1/2 x 5 1/2 in. Attractive brushed silver finish. Facia plate 10 1/2 x 3 1/2 in. and matching knobs. Complete kit of parts with full wiring diagrams and instructions. Carr. 7/6
 Or factory built with 12 months guarantee. 8 Gns. 6 Gns.

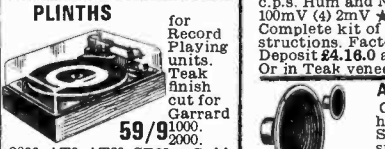


Illustrated with TFM1 Mk II Tuner fitted
EXTREMELY ATTRACTIVE AND VERSATILE PLINTHS finished in Satin Teak veneer. Tinted Perspex hinged cover with satin chrome handle.

RECORD PLAYING UNITS

Money saving units. Ready to plug into Amplifier or Tape Recorder. Consisting of Garrard SP25 Mk II (with heavy turntable) fitted Goldring CS90 high compliance ceramic Stereo/Mono cartridge with diamond stylus. Mounted on Plinth Perspex Cover 3 gns. 19 Gns.
RP3 extra. Carr. 15/-
 As above but with Goldring Lenco GL68 Transcription unit and CS90 Cartridge. Perspex Cover 3 gns. extra. Carr. 15/- ONLY 24 1/2 Gns.

PLINTHS for Record Playing units. Teak finish cut for Garrard 3000, AT6, AT60, SP25 or Goldring GL68. Available with clear Perspex cover as illustrated. Inc. Carr. 6 Gns. Perspex cover sold separately at 3 Gns. Limited number of covers slightly damaged but repaired by makers. 39/9



3000, AT6, AT60, SP25 or Goldring GL68. Available with clear Perspex cover as illustrated. Inc. Carr. 6 Gns. Perspex cover sold separately at 3 Gns. Limited number of covers slightly damaged but repaired by makers. 39/9

INTEREST CHARGES REFUNDED

on Credit Sales settled in 3 months.

R.S.C. TFM1 SOLID STATE VHF/FM RADIO TUNER

Total cost of parts with detailed wiring diagrams & instructions. Carr. 12 1/2 Gns.
 Or factory built 16i gns. Or in Teak finished cabinet as illustrated 19i gns. Terms: Deposit £5 and 9 monthly payments £2. Total £23.


"PACKAGE 1" 13 WATT SYSTEM

★ Garrard SP25 Mk II 4 speed Player Unit
 ★ Goldring CS90 Ceramic P.U. Cartridge
 ★ TA12 Amplifier in Teak veneer housing
 ★ Pair of Dorset Loudspeaker Units
 Special inclusive price. Perspex cover 59/9 extra. Or Dep. £8.18.6 and 9 monthly payments £5.3.0. (Total £55.5.0). 48 Gns.

R-S-C TA12 13 WATT STEREO AMPLIFIER

FULLY TRANSISTORISED, SOLID STATE CONSTRUCTION HIGH FIDELITY OUTPUT OF 6.5 WATTS PER CHANNEL

Designed for optimum performance with any crystal or ceramic Gram P.U. cartridge, Radio tuner, Tape recorder, 'Mike' etc. ★ 3 separate switched input sockets on each channel ★ Separate Bass and Treble controls ★ Slide Switch for mono use ★ Speaker Output 3-15 ohms ★ For 200-250v. A.C. mains ★ Frequency Response 30-20,000 c.p.s. -2dB ★ Harmonic Distortion 0.3% at 1000 c.p.s. Hum and Noise -70dB ★ Sensitivity (1) 300mV (2) 50mV (3) 100mV (4) 2mV ★ Handsome brushed silver finish Facia and Knobs. Complete kit of parts with full wiring diagrams and instructions. Factory built with 12 mth gntee 15 GNS. Or Deposit £4.16.0 and 9 mthly pymts. 29/- (Total 17 GNS.). 12 GNS.
 Or in Teak veneer housing 18 Gns.



AUDIOTRINE HI-FI SPEAKER SYSTEMS

Consisting of matched 12in. 12,000 line 10 watt 15 ohm high quality speaker, cross-over unit and tweeter. Smooth response and extended frequency range ensure surprisingly realistic reproduction. 5 Gns.
 Or Senior 15 watt inc. HF 126 15,000 line speaker 6 Gns. Carr. 6/6 Carr. 5/9


HI-FI SPEAKER ENCLOSURES Teak veneer finish

Modern design. Acoustically lined and ported. JES Size 16 x 11 x 9in. Gives pleasing results 4 Gns. with any 8in. Hi-Fi speaker.
 SES For optimum performance with any 8in. £4/19/9
 SE10 For outstanding results SE12 For excellent performance with 10in Hi-Fi spkr 5 Gns. SE10 For outstanding results SE12 For excellent performance with 12in Hi-Fi spkr 6 Gns. Carr. 6/6
 Size 24 x 15 x 10in. Price 5 Gns. Size 25 x 16 x 10in. Price 6 Gns.

R.S.C. SUPER 15 HI-FI AMPLIFIER SOLID STATE CONSTRUCTION R.S.C. SUPER 30 STEREO AMPLIFIER

FULLY TRANSISTORISED 200/250v. A.C. Mains. OUTPUT 15 WATTS R.M.S. cont. into 15 ohms. 15 WATTS R.M.S. cont. into 3-4 ohms.
LATEST TRANSISTORS. NKT275, NKT275, NKT274, NKT173, NKT217, NKT217, NKT717, NKT403, 5 POSITION INPUT SELECTOR SWITCH
EQUALISATION to Standard R.I.A.A. and C.C.I.R. Characteristics for Gram and Tape Heads.
FULL TAPE MONITORING FACILITIES.
SENSITIVITIES: Magnetic P.U. 4 mV. Crystal or Ceramic P.U. 400 mV. Microphone 4.5 mV. Tape Head 2.5 mV. Radio/Aux or Ceramic P.U. 110 mV.
FREQUENCY RESPONSE: ±2dB 20-20,000 c.p.s.
TREBLE CONTROL: +15dB to -14dB at 10Kc/s. **NEG FEEDBACK:** +52dB.
BASS CONTROL: +17dB to -15dB at 50 c/s. **HUM LEVEL:** -75dB.
HARMONIC DISTORTION at 10 Watts 1,000 c.p.s. 0.1%. Complete Kit of parts with full constructional details and point to point wiring diagrams. Carr. 12/6
 Supplied factory built 15i Gns. Carr. 12/6. Terms: Deposit 4 Gns. and 9 monthly payments 31/1 (Total £18.3.9). Or in Teak veneer housing as illustrated. 19 Gns.
ALL COMPONENTS ETC. ARE OF A HIGH STANDARD AND SUPPLIED BY LEADING BRITISH MANUFACTURERS.

SPECIFICATIONS COMPARABLE WITH UNITS AT ALMOST TWICE THE COST



etc., except for Ganging and Balance Control, apply also to Super 15. THESE UNITS ARE EMINENTLY SUITABLE FOR USE WITH ANY MAKE OF PICK-UP OR MICROPHONE (Crystal, Ceramic, Magnetic, Moving Coil, Ribbon). CURRENTLY AVAILABLE SUPERB SOUND OUTPUT QUALITY CAN BE OBTAINED BY USING WITH FIRST RATE ANCILLARY EQUIPMENT. All required parts, point to point wiring diagrams and detailed instructions. Carr. 15/-
 Unit/factory built 27 Gns. or deposit £6.2.0 and 9 monthly payments 56/3. (Total £31.8.3). Or in Teak veneer housing 30 Gns. Carr. 15/- or Deposit £6.2.6 and 9 monthly payments 64/- (Total £34.18.6). Send S.A.E. for leaflet.

A DUAL CHANNEL VERSION OF THE SUPER 15. Employing Twin Printed Circuits. Close tolerance Ganging. Matched Components. CROSS TALK: -52dB at 1,000 c.p.s.
CONTROL: 5 position Input Selector, Bass Control, Treble Control, Volume Control, Balance Control, Stereo/Mono Switch, Tape Monitor Switch, Mains Switch, INPUT SOCKETS (Matched Pairs): (1) Magnetic P.U. (2) Ceramic or Crystal P.U. (3) Radio/Aux. (4) Tape Head/Microphone. Operation of the Input Selector Switch assures appropriate equalisation. Rigid 18 s.w.g. Chassis. Size approx. 12in. wide, 3in. high and 8in. deep. Neon Panel Indicator. Attractive Facia Plate and Spun Silver Matching Knobs. Above facilities, etc., except for Ganging and Balance Control, apply also to Super 15. THESE UNITS ARE EMINENTLY SUITABLE FOR USE WITH ANY MAKE OF PICK-UP OR MICROPHONE (Crystal, Ceramic, Magnetic, Moving Coil, Ribbon). CURRENTLY AVAILABLE SUPERB SOUND OUTPUT QUALITY CAN BE OBTAINED BY USING WITH FIRST RATE ANCILLARY EQUIPMENT. All required parts, point to point wiring diagrams and detailed instructions. Carr. 15/-
 Unit/factory built 27 Gns. or deposit £6.2.0 and 9 monthly payments 56/3. (Total £31.8.3). Or in Teak veneer housing 30 Gns. Carr. 15/- or Deposit £6.2.6 and 9 monthly payments 64/- (Total £34.18.6). Send S.A.E. for leaflet.

BRADFORD 10 North Parade. (Half-day Wed.) Tel. 25439
BRISTOL 14 Lower Castle St. (Half-day Wed.) Tel. 22904
BIRMINGHAM 30/31 Gt. Western Arcade opp. Snow Hill Station 021-236-1279 (Half-day Wed.)
DERBY 26 Osaston Rd. The Spot (Half-day Wed.) Tel. 41361
DARLINGTON 18 Priestgate (Half-day Wed.) Tel. 68043
EDINBURGH 133 Leith St. (Half-day Wed.) Tel. Waverley 5766
GLASGOW 326 Argyle St. (Half-day Tues.) Tel. City 4158
 403 Sauchiehall St. (Opp. Locarno) (Half-day Tues.) Tel. 332-1572
HULL 91 Paragon Street. (Half-day Thursday) Tel. 20505

R.S.C. HI-FI CENTRES LTD.
 32 High Street. (Half-day Thurs.) Tel. 56420
 5-7 County (Mecca) Arcade, Briggate (Half-day Wed.) Tel. 28252
 73 Dale St. (Half-day Wed.) Tel. CENTRAL 3573
 238 Edgware Road, W2 (Half-day Thurs.) Tel. PAD 1629
 96 High Holborn, WC1. Tel. HOL 9874 (Half-day Sat.)
 60A Oldham Street (Half-day Wed.) Tel. CENTRAL 2778
 106 Newport Rd (Half-day Wed) Tel. 47096
 41 Blackett Street (Opp. Fenwicks Store) (Half-day Wed.) Tel. 21469
 13 Exchange Street (Castle Market Bldgs.) (Half-day Thursday) Tel. 20716
LEICESTER
LIVERPOOL
LONDON
MANCHESTER
MIDDLESBROUGH
NEWCASTLE UPON TYNE
SHEFFIELD

THE 'YORK' HIGH FIDELITY 3 SPEAKER SYSTEM

- ★ Moderate size, only 25 x 14 x 10in. Complete Kit
- ★ Response 30-20,000 c.p.s. Impedance 15 ohms. **18 Gns.**
- ★ Performance comparable with units costing Carr. 12/6 over £40. Consists of (1) 12 in. 20 watt Bass unit with cast chassis, Roll Rubber surround for ultra low resonance, powerful 2in. diam. pole pieces and ceramic magnet. (2) 3-way quarter section series cross-over system. (3) 8 x 5in. high flux middle range 'speaker. (4) High efficiency tweeter. (5) Measured weight of woolen acoustic damping material. (6) Teak veneered cabinet. (7) Circuit and full instructions.



DEMONSTRATIONS AT ALL BRANCHES.

R.S.C. STEREO 20 HI-FI AMPLIFIER

PROVIDING 10/14 WATT ULTRA LINEAR PUSH-PULL OUTPUT ON EACH CHANNEL. SUITABLE FOR "MIKE", GRAM, RADIO OR TAPE. (7) valves ECC83, (2) ECL86, (4) EZ81. Frequency Response: ±2dB 30-20,000 c.p.s. Hum Level: 65dB down. Sensitivity: ±2 millivolts max. Harmonic Distortion: 0.2% ★Four-position tone compensation and Input Selector Switch. ★Stereo/Mono switch. ★Neon panel indicator. ★Handsome Pospex Frontplate. ★Separate Bass and Treble controls. Output transformers are high quality sectionally wound. Outputs for 3 and 15 ohms speakers. Complete set of parts, point-to-point wiring diagrams and instructions. Or factory assembled with our usual 12 mths' guarantee 19gns. Or Dep. £4.10.0 and 9 monthly payments 22 (Total £22.10.0). Send S.A.E. for leaflet.

R.S.C. A10 30 WATT ULTRA LINEAR HI-FI AMPLIFIER

Highly sensitive. Push-Pull high output, with Pre-amp, to most expensive amplifiers. Hum level -70dB. Frequency response ±3dB 30-20,000/c.s. Sectionally wound output transformer. All first grade components. Valves EP86, EP86, ECC83, 807, 807, GZ34. Separate Bass and Treble Controls. Sensitivity 12 millivolts to that any and of Microphone or Pick-up is suitable. Designed for Clubs, Schools, Theatres, Dance Halls or Outdoor Functions, etc. For use with Electronic Organ, Guitar, String Bass, etc. Gram, Radio or Tape. Reserve L.T. and H.T. for Radio Tuner. Two inputs with tone control. One for two separate inputs such as Gram and "Mike" can be mixed. 200-250V, 50c/s A.C. mains for 3 and 15 ohm speakers. Complete kit of parts with point-to-point wiring diagrams and instructions. Carr. 12/6

Twin-handled perforated cover 25/-. Supplied factory built with EL34 output valves. 12 months' guarantee for 16 gns. **TERMS: Deposit £5.14.0 and 9 monthly payments of 29/9 (Total £18.12.9).** Send S.A.E. for leaflet.

R.S.C. A11 HIGH FIDELITY 12-14 WATT AMPLIFIER

PUSH-PULL ULTRA LINEAR OUTPUT BUILT-IN TONE CONTROL PRE-AMP. Two input sockets with associated controls allowing mixing of "mike" and gram, etc. etc. High sensitivity. 5 valves—ECC83 (2), EL84 (2), EZ81. High quality sectionally wound output transformer. IND. BASS AND TREBLE CONTROLS. Frequency response ±3dB 30-20,000 c/s. Hum level -30dB. SENSITIVITY 23 millivolts. Suitable for Crystal or Ceramic P.U. all types. Suitable for Musical Instruments such as String Bass, Electronic Guitars etc. Size approx. 12 x 9 x 7in. For AC mains 200-250V, 50 cps Output for 3 and 15 ohm spkrs. SAE for leaflet. Complete kit. Full instructions and point-to-point wiring diagrams. Carr. 11/6 (or factory built 12 Gns.) with handled metal cover 25/- **TERMS ON ASSEMBLED UNITS.** Deposit £7/6 and 9 monthly payments of 22/-. (Total £14.5.6).

RSC A11 TRANSISTORISED VERSION OF above complete kit 9 Gns (Assembled 13 Gns)

R.S.C. BASS-REGENT 50 WATT AMPLIFIER

An exceptionally powerful high quality all-purpose unit for lead, rhythm, bass guitar, gram, radio, tape. ★ Two extra heavy duty 12in. Loudspeakers. ★ Four Jack inputs and two Volume Controls for simultaneous use of up to four pick-ups or "mikes". Bass and Treble controls. **49 1/2 Gns.** Carr. 30/- or 9 monthly payments of 25.10.10. (Total 65 gns.). Send S.A.E. or leaflet. Also B20 Bass Inc. 15in. 25w Spkr. 29 1/2 gns. G15 Inc. 12in. 20w Spkr. 19 1/2 gns.

R.S.C. BATTERY/MAINS CONVERSION UNITS

Type BMI All-dry battery or A.C. minitor. Size 5x14x2in. approx. Completely replaces batteries supplying 1.5v. and 30v. where A.C. mains 200-250V. 50c/s is available. Complete kit with diagram **47/9 or assembled 57/11.**

SELENIUM RECTIFIERS F.W. (Bridged) All 6/12v. D.C. output. Max. A.C. input 18v. 2a. 6/11. 3a. 9/9. 4a. 12/9. 6a. 15/9.

R.S.C. COLUMN SPEAKERS

Covered in two-tone Rexine/Vynair, ideal for vocalists and Public Address. 15 ohm matching. Type C46, 25-30 watts. Fitted four 8in. high flux 7 watt speakers. Overall size approx. 42 x 10 x 5in. Or deposit 85/- and 9 mthly pmts 34/9 (Total £18.17.9). Carr. 10/- **Type C412, 40 watts.** Fitted four 12in. 12,000 line 10 watt speakers. Overall size 5 1/2 x 14 x 9in. approx. Carr. 15/- Or Deposit £3.13.0 and 9 monthly payments of 50/- (Total £28.3.0). **15 Gns.** **22 Gns.**



30 WATT HI-FI AMPLIFIER

For Guitar, Vocal or Instrumental Group A 2 Input, 2 volume control Hi-Fi unit with Separate Bass and Treble controls. Peak rating 60 watts. Latest valves. Strong Rexine covered cabinet with handles. Attractive black/gold perspex fascia. Neon indicator. For 200-250V. A.C. mains 7 watt. Carr. For 3 or 15 ohm speakers. Send S.A.E. **18 Gns.** 12/6 for leaflet. Deposit 3 gns. and 9 monthly payments of 39/8 (Total £21).



12in. HIGH QUALITY LOUSPEAKERS

In Teak veneered or Rexine covered Cabinets 10 Watt 12,000 lines 5 Gns. 20 Watt 12,000 lines 8 Gns. 3 or 15 ohms 3 or 15 ohms

LOUDSPEAKERS


Limited number of heavy duty units at fraction of list price. 15 ohms impedance. Brand new, guaranteed. Terms available over 98. **12in. 10 watt HIGH FLUX DUAL CONE 59/11** **12in. 30 watt DUAL CONE £5.15.0** **15in. 30 watt DUAL CONE Normally £6.19.9** **15in. 30 watt DUAL CONE Normally £9.9ns.**

FANE 'POP' 100 LOUSPEAKER **R.S.C. GRAM AMPLIFIER KIT.** 4 watts output. Negative feedback. Controls: Vol., Tone and Switch. Mains operation 200-250V. A.C. Fully isolated chassis. Circuit etc. supplied. **49/11**

18" 100 WATT POST FREE Fantastic power handling. Guaranteed 2 years. **19 Gns**

R.S.C. 4/5 watt A5 HIGH GAIN AMPLIFIER

A highly sensitive 4-valve quality amplifier for the home, small club, etc. Suitable for all crystal or ceramic P.U. heads and most "mikes". Separate Bass and Treble controls. Hum level 71dB down. Negative Feedback 15dB. For A.C. mains 200-250V. Speaker output 3 ohms. Complete kit with point-to-point wiring diagrams and instructions. **£4.17.9**



CLEARANCE LINES

HIGH QUALITY 8" x 3" LOUSPEAKERS 10000 Gauss 3 ohm only **12/9**

EXTENSION 'SPEAKERS 29/9 Cabinet size 12 x 8 x 5in. attractive grey lizard skin finish. Fitted high flux 6in. 5w 3 ohm speaker. **EMI PLAYER T/TABLES** with P.U. 4 speed. T/D cartridge. Limited number mail order only. **79/9 Stereo 89/9**

PHONE AMPLIFIERS

Speak and listen with both hands free. Standard dry battery operated. Attractive black moulded case. **59/9**

1 WATT TRANSISTOR AMPLIFIERS

for 3-5 ohm loudspeakers. Miniature size. Brand new boxed. **39/11**

PRINTED CIRCUIT KITS

for making printed circuits. Complete with board and necessary fluids. **14/11**

J.B. VHF/FM DIAL & DRIVE ASSEMBLIES

Complete with escutcheon. Size 7" x 4". Escutcheon 7" x 2 1/2". **ONLY 9/9**

TAPE RECORD/PLAYBACK AMPLIFIERS

4 watts output. Magic Eye Recording level indicator. For 3 ohm L/S. All normal facilities but less Facia plate. (Normally 14 Gns.) **£7.19.11**

MINI-8 HI-FI LOUSPEAKER UNITS

Teak veneered cabinet size 9 1/2 x 6 1/2 x 7 1/2in. Max. power handling 8 watts 3 ohms or 15 ohms. **Clearance Price 4 Gns**

HEAVY DUTY 15in. 40 WATT LOUSPEAKERS

in substantial Rexine/Vynair covered cabinet. **14 Gns**

STEREO/TEN HIGH QUALITY AMPLIFIER

5 watts high quality output on each channel. Sensitivity 50 millivolts. Suitable all crystal or ceramic stereo heads. Gained Bass and Treble Controls. Valves ECC83 (2), EL84 (2), EZ81. For 2-3 ohm speakers. Assembled with 12 months' guarantee for **£11.19.6** Carr. 11/6

VERDIK HIGH FIDELITY AMPLIFIERS


with separate pre-amplifier. Mullard 510 circuit. Normal price 18 Gns. Limited number to clear by mail order only **12 gns** Fully guaranteed.

R.S.C. 6/12V CAR BATTERY CHARGERS

Complete kit of parts incl. Ammeter and Circuit. **4 amp** with variable charge rate selector **49/9** **6 amp** heavy with variable charge rate selector **69/9** All types 200-250 A.C. mains. Ready built 10/- extra.

H.A.C. SHORT-WAVE KITS

WORLD-WIDE RECEPTION



Famous for over 30 years for Short-Wave Equipment of quality, "H.A.C." were the original suppliers of Short-Wave Receiver Kits for the amateur constructor. Over 10,000 satisfied customers—including Technical Colleges, Hospitals, Public Schools, R.A.F., Army, Hams, etc.

IMPROVED 1968 RANGE

One-valve model "DX", complete kit—price 56/6 (Postage and packing 3/6).

Customer writes:— "Definitely the best one-valve S.W. Kit available at any price. America and Australia received clearly at good volume." This kit contains all genuine short-wave components, drilled chassis, valve accessories and full instructions. Ready to assemble, and of course, as all our products—fully guaranteed. Full range of other S.W. kits still available, including the famous model "K" (recommended by radio clubs). All orders despatched by return. (Mail order only.) Send now for a descriptive catalogue, order form.

"H.A.C." SHORT-WAVE PRODUCTS
29 Old Bond Street, London W.1

Aerial Wire: Coils of 25 yds. stranded 2/3 plus 6d. P. & P.

Relays: Small for 6 to 24 volts 130 to 800 ohm, 6 and 250 volt A.C. from 13/6.

Coils: OSMOR, WEYRAD, etc.

Test Meter: Full range in stock AVO-TAYLOR, our special offer Model ITI—2, 20 K ohm per volt £3.9.6 plus 2/- P. & P. 1,000 ohm per volt TIK at 35/- plus 2/- P. & P.

Loudspeakers: 3, 8, 15, 35 and 70 ohm all popular sizes, examples: 2in. 8 ohm 7/6 plus 1/- P. & P. Car size 7 x 4in. 15/6 plus 2/- P. & P.

Transformers: Mains 250-0-250 60 mA with 6.3 volt, 18/9. For small power units 0-9-15 volt 1½ amps, 15/9.

Ear Pieces: 2.5 mm. and 3.5 mm. magnetic, 2/6.

Transistors: OC44, OC45, OC71, OC72, OC81 all at 2/6. Power Transistors OC26, 10/9; OC28, 12/9; OC35, 13/6 (limited number at 9/- each!); OC140, 15/-; OC149, 15/-.

Write or call for Price List



BOTHWELL ELECTRIC SUPPLIES (GLASGOW) LTD.
64 EGLINTON STREET,
GLASGOW, C.S. Tel. 041 SOUTH 2904

Member of the Lander Group

NEW RANGE BBC 2 AERIALS

All U.H.F. aerials now fitted with tilting bracket and 4 element grid reflectors.
Loft Mounting Arrays, 7 element, 37/6.
11 element, 45/- 14 element, 52/6. 18 element, 60/- **Wall Mounting with Cranked Arm, 7 element, 60/-** 11 element, 67/- 14 element, 75/- 18 element, 82/6. **Mast Mounting with 2in. clamp, 7 element, 42/6.** 11 element, 55/- 14 element, 62/6. 18 element, 70/- **Chimney Mounting Arrays, Complete, 7 element, 72/6.** 11 element, 80/- 14 element, 87/6. 18 element, 95/- Complete assembly instructions with every unit. **Low Loss Cable, 1/8 yd. U.H.F. Preamps from 75/-.** State clearly channel number required on all orders.

BBC · ITV AERIALS



BBC (Band 1), Telescopic loft, 25/- External S/D, 30/- "H" £2.15.0.
ITV (Band 3), 3 element loft array, 30/- 5 element, 40/- 7 element, 50/- Wall mounting, 3 element, 47/6. 5 element, 52/6. **Combined BBC/ITV,** Loft 1+3, 40/-; 1+5, 50/-; 1+7, 60/-; Wall mounting 1+3, 57/6; 1+5, 67/6; Chimney 1+3, 87/6; 1+5, 75/-.
VHF transistor preamps, 75/-.


COMBINED BBC1 - ITV - BBC2 AERIALS 1+3+9, 70/- 1+5+9, 80/- 1+5+14, 90/- 1+7+14, 100/- Loft mounting only. Special leaflet available.
F.M. (Band 2), Loft S/D, 15/- "H", 32/6. 3 element, 55/- External units available. Co-ax. cable 8d. yd. Co-ax. plugs, 1/4. Outlet boxes, 5/- Diplexer Crossover Boxes, 13/6. C.W.O. or C.O.D. P. & P. 5/- Send 6d. stamps for illustrated lists.

Callers welcomed - open all day Saturday


K.V.A. ELECTRONICS (Dept. P.W.)
27 Central Parade, New Addington
Surrey (CRO-OJB)
LODGE HILL 2266

MARTIN IS HIGH-FIDELITY

The first and still the most satisfactory unit assembly system



F. M. TUNER



STEREO CONTROL ASSEMBLY

MARTIN HIGH-FIDELITY AUDIOKITS cover the widest possible range of requirements. They are available for Mono, and can be doubled up for conversion to stereo, or as complete stereo units. 3 ohm and 15 ohm systems. Special pre-amp for low output pick-ups—escutcheon panels to suit the arrangement you choose. Tuner is styled to match.

Start by sending for leaflets at once

MARTIN ELECTRONICS LTD.

For many years now Martin Electronics have been producing highly efficient and dependable prefabricated module-type units for simple assembly into reasonably priced high fidelity systems. Many purchased at the time of the introduction of the Martin Audiokit system are in regular use to this day, completely justifying our claims for years of trouble-free service. No system gives you wider flexibility in the choice of units available than Martin and all equipment conforms precisely to stated specification. When new units

are introduced, they are designed for adding to those produced so far, making it easy and economical to extend and improve your existing Martin Audiokit set-up. Anyone can assemble Martin equipment with ease and the foreknowledge that when finished, he will be in possession of a true hi-fi assembly of the very best kind which looks and sounds completely professional in every way—and MARTIN AUDIOKITS remain as ever, the units that have true add-on ability.

AMPLIFIER SYSTEMS • TUNERS • RECORDERS

UNITS INCLUDE:

- 5-stage input selector
- Pre-amp tone controls
- 10 watt amp. (3 ohms)
- 10 watt amp. (15 ohms)
- Mains power supply
- F.M. Tuner

Trade enquiries invited

154/5 HIGH STREET, BRENTFORD
MIDDLESEX. ISLeworth 1161/2

MARTIN ELECTRONICS

154 High Street, Brentford, Middlesex

Please send Audiokit Hi-Fi/F.M. Tuner/Record-akits Leaflets. (Strike out items not wanted)

Name

Address

PW11

AMATEUR RADIO
CHAS. H. YOUNG LTD.

MIDLAND AGENTS FOR
EDDYSTONE

Receivers & Components



EDDYSTONE EC10

Sensational ALL-TRANSISTOR Communications Receiver, for use in the home, caravan, car or boat, etc.

List Price £64 H.P. Facilities—Part Exchanges
Write for brochure & full details.

170-172 CORPORATION STREET
BIRMINGHAM 4
Telephone: 021-236-1635

TECHNICAL
TRAINING

in radio television
and electronics

Whether you are a newcomer to radio and electronics, or are engaged in the industry and wish to prepare for a recognized examination, ICS can further your technical knowledge and provide the specialized training so essential to success. ICS have helped thousands of ambitious men to move up into higher paid jobs—they can help you too! Why not fill in the coupon below and find out how?

Many diploma and examination courses available, including expert coaching for:

- C. & G. Telecommunication Techns'. Certs.
- C. & G. Electronic Servicing
- R.T.E.B. Radio/T.V. Servicing Certificate
- Radio Amateurs' Examination
- P.M.G. Certs. in Radiotelegraphy
- General Certificate of Education, etc.

Examination Students coached until successful

NEW SELF-BUILD RADIO COURSES

Learn as you build. You can learn both the theory and practice of valve and transistor circuits, and servicing work while building your own 5-valve receiver, transistor portable, and high-grade test instruments, incl. professional-type valve volt meter—all under expert tuition. Transistor Portable available as separate course.

POST THIS COUPON TODAY

for full details of ICS courses in Radio, T.V. and Electronics.

INTERNATIONAL CORRESPONDENCE SCHOOLS

Dept. 171, Intertext House, Parkgate Road, London, S.W.11

Please send me the ICS prospectus—free and without obligation.

(state Subject or Exam.)

.....

NAME

ADDRESS

11/68

INTERNATIONAL CORRESPONDENCE SCHOOLS

VALVES SAME DAY SERVICE
NEW! TESTED! GUARANTEED!

SETS 1R5, 1R5, 1T4, 3S4, 3V4, DAF91, DF91, DK91, DL92, DL94.
Set of 4 for 17/6. DAF96, DF96, DK96, DL96, 4 for 26/-.

OZ4	4/6	12AX7	4/9	DK96	7/-	EL42	9/9	PEN36CL5/-	UCC86	6/6	
1A7GT	7/6	12K9GT	7/6	DL35	5/-	EL64	4/9	PFL20013/-	UCF80	8/8	
1R5GT	7/6	20F2	10/6	DL92	5/9	EL99	5/-	PL36	9/6	UCF42	9/9
1R5GT	7/6	20L1	16/9	DL94	5/9	EL95	5/-	PL31	7/8	UCB81	6/6
1R5	5/6	20F3	14/9	DL96	7/-	EM80	5/9	PL82	6/6	UCL82	7/6
1R5	4/3	20P4	18/6	DY86	5/9	EM81	6/9	PL83	7/-	UCL83	9/8
1T4	2/9	25U4GT11/6		DY87	5/9	EM84	6/3	PL84	6/3	UF41	9/9
384	5/9	30C1	7/-	EABC80	6/6	EM87	7/6	PL600	13/-	UF80	7/-
3V4	5/9	30CL15	13/6	EAF42	9/6	EY51	7/-	PL504	13/6	UF85	6/9
5U4G	4/6	30C17	12/6	EB91	2/3	EY86	6/3	PL508	15/-	UF89	6/3
5Y3GT	5/9	30C18	9/-	EBC33	7/6	EZ40	7/6	PM84	7/9	UL41	9/-
5Z4G	7/6	30F5	12/-	EBC41	7/-	EZ41	7/6	PX25	10/6	UL44	20/-
6/30L2	12/6	30FL1	12/6	EBP80	6/-	EZ80	4/6	PY32	10/-	UL84	6/6
6AL5	2/3	30FL14	12/6	EBF89	6/3	EZ81	4/9	PY33	10/-	UM84	7/6
6AM6	3/6	30L1	6/-	ECC81	3/9	KT81	9/9	PY80	5/3	UY41	7/-
6AQ5	4/9	30L15	14/-	ECC82	4/9	KT81	15/-	PY81	5/3	UY85	5/9
6AT6	4/-	30L17	13/-	ECC83	7/-	N78	14/9	PY82	5/-	VP4B	10/6
6AU6	5/6	30P4	12/-	ECC84	5/6	PABC80	7/3	PY83	5/9	VP132121/-	
6BA6	4/6	30P12	11/-	ECC85	4/9	PC86	9/6	PY88	6/9	Z77	3/6
6BE6	4/6	30P19	12/-	ECC80412/6		PC88	9/6	PY800	6/9	Transistors	
6EJ6	6/9	30PL1	12/6	ECC80	7/-	PC87	6/6	PY301	6/9	AC107	3/6
6BW6	13/-	30PL13	14/6	ECC82	6/9	PC96	8/6	R19	9/6	AC127	2/-
6C4	2/9	30PL14	14/6	ECC85	6/-	PC900	8/3	R20	12/6	AD140	7/6
6F13	3/6	35L6GT	8/-	ECH42	10/6	PCC84	6/9	TH21C	9/9	AF102	18/-
6F14	9/-	35W4	4/6	ECH81	5/9	PC95	6/6	U26	13/-	AF116	3/-
6F23	12/6	35Z4GT	5/-	ECH84	7/3	PC98	9/9	U26	12/-	AF116	3/-
6K7G	2/6	85A2	7/3	ECL80	6/9	PC980	10/6	U47	13/6	AF117	3/3
6K8G	4/3	6063	12/6	ECL82	6/9	PCC189	9/9	U49	13/6	AF124	7/6
6L18	6/-	AZ31	9/-	ECL83	9/-	PCF80	7/-	U52	4/6	AF126	3/6
6V8G	3/6	B729	12/6	ECL86	8/3	PCF82	6/9	U78	3/6	AF126	7/-
6V8GT	6/6	OCH35	10/6	EF39	3/9	PCF86	9/9	U191	11/-	AF127	3/6
6X4	3/6	CL33	18/6	EF41	9/6	PCF8013/6		U81	13/6	UC22	6/-
6X5GT	5/9	DAC32	7/3	EF50	4/9	PCF801	7/3	U801	13/6	OC26	6/-
7B6	10/9	DAF91	4/3	EF85	5/6	PCF802	9/6	UABC80	6/3	OC44	2/3
7B7	7/-	DAF96	6/-	EF86	6/3	PCF805	9/-	UAF42	9/6	OC45	2/3
7C5	13/-	DF33	7/9	EF89	5/3	PCF80811/6		UB41	6/6	OC71	2/3
7C6	6/9	DF91	2/9	RF91	3/6	PCF80812/6		UCB41	7/9	OC72	2/6
7Y4	8/9	DF96	6/-	EF183	5/9	PCL82	7/3	UB381	7/-	OC75	2/-
10F1	15/-	DF77	7/3	EF184	5/9	PCF801	7/3	UB980	6/-	OC81	5/3
10P13	15/6	DH81	12/6	EH90	6/6	PCL84	7/6	UF899	6/9	OC81D	3/3
12AT7	3/9	DK32	7/9	EL33	8/9	PCL85	8/3	UBL21	9/-	OC82	2/3
12AU6	4/9	DK91	5/6	EL34	9/6	PCL86	8/6	UC92	5/-	OC82D	2/6
12AU7	4/9	DK92	9/3	EL41	9/6	PENA4	6/9	UCC84	7/9	OC170	2/6

READERS RADIO

85 TORQUAY GARDENS, REDBRIDGE, ILFORD, ESSEX.

Tel. 01-550 7441

Postage on 1 valve 9d. extra. On 2 valves or more, postage 6d. per valve extra. Any Parcel Insured against Damage in Transit 6d. extra.

VALVES/SEMI-CONDUCTORS BRAND NEW & GUARANTEED

0A2	6/-	6J4	9/-	30FL1	15/-	ECF82	7/6	GZ32	1/8	PY801	8/-
0B2	6/-	6K8	3/6	30L15	15/-	ECH35	11/-	GZ34	1/8	U25	15/-
1R5	4/8	6L6	9/6	30P19	14/-	ECH42	11/-	MU14	8/-	U26	15/-
1T4	6/-	6Q7	6/6	30PL1	15/-	ECH81	6/8	PABC80	7/6	U191	14/-
1U4	6/-	6R6	6/-	30PL13	15/-	ECH93	8/6	U281	8/6	U281	8/6
1U5	7/-	6S7	7/-	35L8	8/6	ECL80	9/6	U301	11/-	U301	11/-
2D21	5/-	6BL7	6/-	35V4	5/6	ECL82	7/6	U801	22/8	U801	22/8
3A5	10/-	6BM7	5/6	50B5	6/8	ECL83	10/6	UACB80	6/-	UACB80	6/-
3Q4	7/-	6U7	7/-	50C5	6/8	ECL86	9/6	UAF42	10/-	UAF42	10/-
3B4	5/-	6V6	6/-	50E5	6/8	EK37A	8/-	UBC41	8/-	UBC41	8/-
3R4	6/-	6X4	4/8	60	7/6	EK38	11/-	UBF80	7/-	UBF80	7/-
5R4	9/-	6X5	5/6	AZ31	1/6	EF41	9/6	UBF89	7/-	UBF89	7/-
6U4	5/-	7B7	7/-	DAF91	4/6	EF42	10/6	UC84	10/-	UC84	10/-
5V4	8/8	7C6	6/8	DAF96	7/-	EF80	5/-	UCC85	7/-	UCC85	7/-
5Y3	9/6	7Y4	8/6	DF91	3/-	EF85	6/6	UCF80	9/8	UCF80	9/8
6/30L2	12/8	10C2	15/6	DF96	7/-	EF86	7/-	UCH42	10/-	UCH42	10/-
6AC7	4/-	10F1	9/-	DK91	6/-	EP89	6/8	UCB1	7/-	UCB1	7/-
6A87	6/-	10P14	15/6	DK92	9/6	EP91	4/-	UCL82	5/-	UCL82	5/-
6K65	5/-	12A7	6/-	DK96	8/6	EP92	4/-	UCL83	10/-	UCL83	10/-
6AL5	3/-	12A7T	4/-	DL92	5/-	EP183	7/-	URF81	10/-	URF81	10/-
6AM6	4/-	12A7U	5/-	DL96	8/6	EP184	7/-	URF85	7/8	URF85	7/8
6A85	6/-	12A7K	6/-	EL33	17/8	EL33	17/8	URF89	7/8	URF89	7/8
6A86	6/-	12BA6	6/6	EL36	6/6	EL36	6/6	UL82	5/-	UL82	5/-
6AT6	5/-	12BB6	6/8	E88C	12/8	EL41	9/6	UL41	10/-	UL41	10/-
6A8U	5/9	12BH7	6/8	EAB8C8	7/6	EL42	11/-	UL84	7/8	UL84	7/8
6BA6	4/9	12C7	5/6	EA140	15/6	EL81	9/6	UY41	7/8	UY41	7/8
6BE6	5/8	12R67	4/6	EA142	9/8	EL84	5/-	UY85	6/8	UY85	6/8
6BH6	8/-	19AQ5	7/-	EB81	3/-	EL85	8/8	VR105/30		VR105/30	
6BV6	8/-	20F2	14/-	EB88	3/6	EL95	5/3	VR150/30	5/6	VR150/30	5/6
6BR7	11/-	20L1	13/6	EBF80	7/6	EM81	8/6				
6B26	7/-	20P1	12/-	EBF83	9/6	EM81	8/6	MANY		MANY	
6C4	8/8	20P3	12/-	EBF89	7/6	EM84	7/8	OTHER		OTHER	
6C6	4/6	20P4	22/6	EBC41	9/6	EM87	7/6	TYPES IN		TYPES IN	
6CD6	20/-	25L6	8/6	EBC81	7/-	EX86	7/6	STOCK		STOCK	
6CH6	6/-	25Z4	8/6	EBC82	5/-	EZ40	8/6				
6CL6	10/-	30C15	13/8	ECC84	6/6	EZ41	8/6				
6D6	6/-	30C18	14/-	ECC85	5/6	EZ40	8/6				
6E5	8/-	30F5	14/-	ECC86	7/6	EZ81	5/6				

TRANSISTORS

2N696	5/-	AF118	4/8	BSY56	17/3	OC73	5/-
2N706	5/-	AF186	12/-	BSY78	7/8	OC74	4/8
2N708	4/8	BSY28	4/8	BSY85	4/8	OC76	4/8
2N743	4/-	BC107	3/6	BSY95A	3/6	OC77	4/6
2N744	4/-	BC108	3/6	BUY1012/6		OC78	5/-
2N745	4/-	BC109	3/6	GET106	4/8	OC81	4/-
2N763	4/6	BC170	3/6	GET113	5/8	OC81M	2/8
2N814	4/6	BC172	3/3	GET373	4/8	OC81D	3/8
2N816	4/6	BC213	3/6	GET374	4/8	OC81DM2/8	4/8
2N929	4/6	BCY31	4/6	MAT100	7/6	OC82	4/8
2N930	5/-	BCY34	4/6	MAT101	8/6	OC83	5/6
2N1613	5/-	BCY39	4/6	MAT120	7/6	OC139	7/6
2N1711	6/6	BCY42	5/6	MAT121	8/6	OC140	9/6
2N1893	8/6	BCY43	5/6	NKT210	5/6	OC169	4/8
2N2160	14/11	BFX12	6/6	NKT211	5/6	OC170	4/8
2N2147	17/6	BFX13	6/6	NKT212	4/6	OC171	4/8
2N2926	3/6	BFY10	4/6	NKT213	5/6	OC200	5/6
2S102	6/6	BFY11	4/6	NKT214	3/6	OC201	7/8
2S103	6/6	BFY12	4/6	NKT215	3/6	OC202	6/6
2S104	6/6	BFY13	4/6	NKT216	6/6	OC203	6/6
AC107	4/6	BFY19	4/6	NKT219	4/6	OC204	6/6
AC126	4/6	BFY50	4/6	NKT223	5/6	ST140	6/6
AC127	4/6	BFY61	4/6	NKT224	3/6	ST141	6/6
AC128	4/6	BFY62	4/6	NKT225	3/6	XA104	4/6
AC165	4/6	BSY11	5/6	NKT229	5/6	XA124	4/6
AC167	4/6	BSX19	5/6	NKT403	14/3	XA35	4/6
ACY19	4/6	BSX20	5/6			XB112	3/6
ACY20	4/6	BSX40	13/9	NKT403		XC141	7/6
ACY21	4/6	BSX41	17/6			PHOTO	
ACY22	4/6	BSY10	5/6	OC23	8/8	TRANS.	
ACY40	4/6	BSY11	5/6	OC25	7/8	ISTORB	
ACY41	4/6	BSY26	4/6	OC26	6/6	OCPT1	12/8
AD140	8/6	BSY27	4/6	OC28	8/6		
AD149	16/-	BSY28	4/6	OC35	8/6		
AD161	8/6	BSY29	4/6	OC38	8/6		
AD162	8/6	BSY38	4/6	OC41	6/6	JN344	4/-
ADT140	16/-	BSY39	4/6	OC42	5/6	OA5	3/6
AF114	6/8	BSY62	8/6	OC44	4/6	OA7	2/6
AF115	4/8	BSY53	8/3	OC45	3/6	OA79	2/-
AF116	4/8	BSY34	5/6	OC71	3/-	OA81	2/-
AF117	4/8	BSY55	15/9	OC72	4/-	OA90	2/6
						OA95	2/8

SILICON POWER DIODES

60 P.I.V.	6 AMP 5/8
290 MA	400 P.I.V.
	8 AMP 7/6
70 P.I.V.	700 P.I.V.
1 AMP 3/6	100 AMP
140 P.I.V.	800 P.I.V.
165 MA 1/-	500 MA 5/6
150 P.I.V.	500 P.I.V.
25 AMP 10/-	5 AMP 7/6
200 P.I.V.	5 AMP 7/6
6 AMP 5/6	1000 P.I.V.
400 P.I.V.	6 AMP 7/6
500 MA 3/6	1000 P.I.V.
400 P.I.V.	550 MA 6/8

THYRISTORS SILICON CONTROL RECTIFIERS

400 P.I.V.	200 P.I.V.
3 AMP 7/6	7 AMP 15/6
100 P.I.V.	400 P.I.V.
7 AMP 13/6	7 AMP 15/6


PLEASE ADD POSTAGE

ZENER DIODES

OAZ20012J	OAZ208 6/8
OAZ2010J	OAZ209 6/6
OAZ2011J	OAZ210 6/8
OAZ203 8/6	OAZ211 6/8
OAZ204 8/6	OAZ212 6/8
OAZ205 8/6	OAZ213 6/8
OAZ206 8/6	OAZ217 15/-
OAZ207 8/6	
STC. 1 WATT SERIES 5%	
2.4/2.7/3.3/4.3/13/16/18/	
20/30/33 volt, 5/- each.	
Z series. All voltages from	
3.9-50 volt, 250mW, 2/8 ea.	
1.5w. 4/- ea. 7/- 5/- each.	


TE-20RF SIGNAL GENERATOR

Accurate wide range signal generator covering 120 Kcs-260 Mc/s on 6 bands. Directly calibrated Variable R.F. attenuator. Operation 200/240V. A.C. Brand new with instructions. £16.00. P. & F. 7/8. S.A.E. for details.



ARF-100 COMBINED AF-RF SIGNAL GENERATOR

A.F. SINE WAVE 20-200,000 c/s. Square wave 30-30,000 c/s. O/P HIGH IMP. 21V. P/P600 0.3-8V. P/P. TF 100 Kcs-300 Mc/s. Variable R.F. attenuation int./ext. modulator. Incorporates dual purpose meter to monitor A.F. output and % mod. on R.F. 220/240V. A.C. £30.00. Carr. 7/6.



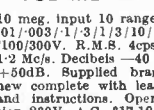
LAFAYETTE TE46 RESISTANCE CAPACITY ANALYSER

2 pF-2,000 pMfd 2 ohms-200 meg ohms. Also checks impedance, turns ratio, insulation, 200/260V. A.C. Brand New £17.10.0. Carr. 7/6.




T.E.40 HIGH SENSITIVITY A.C. VOLTMETER

10 meg. input 10 ranges: .01-.003/1/3/1/3/10/30/100/300V. R.M.S. 4cps.-1+2 Mc/s. Decibels -40 to +50db. Supplied brand new complete with leads and instructions. Operation 230V. A.C. £17.10.0. Carr. 5/-.



AVO CT.38 ELECTRONIC MULTIMETERS



High quality 97 range instrument which measures A.C. and D.C. Voltage, Current, Resistance and Power Output. Ranges D.C. volts 250mV-10,000V. (10 meg ohm input). D.C. current 10uA-25 amps. Ohms 0-1,000 meg ohm. A.C. volt 100mV-250V (with R.F. measuring head up to 250 Mc/s) A.C. current 10uA-25 amps. Power output 50 micro-watts-5 watts. Operation 0/110/230/250V. A.C. Supplied in perfect condition complete with circuit lead and R.F. probe. £25. Carr. 15/-.

TYPE 13A DOUBLE BEAM OSCILLOSCOPES



An excellent general purpose D/B oscilloscope. T.B. 2cps.-750 Kcs. Bandwidth 5-5 Mc/s. Bandwidth 5-5 Mc/s. Sensitivity 3.3mV/cm. Operating voltage 0/110/200/250V. A.C. Supplied in excellent working condition. £22.10.0. Or complete with all accessories, probe, leads, lhl, etc. £25. Carriage 30/-.

AM/FM SIGNAL GENERATORS



Oscillator Test No. 2. A high quality precision instrument made for the ministry by Alrmec. Frequency coverage 30-80 Mc/s. AM/CF/W/M Incorporated precision dial, level meter, precision attenuator 1uV-100mV. Operation from 12 volt D.C. or 0/110/230/250 volt A.C. Size 12 x 6 x 3 9/16. Supplied in brand new condition complete with all connectors fully tested. £45. Carr. 20/-.


ADMIRALTY B.40 RECEIVERS

Just released by the Ministry. High quality 10 valve receiver manufactured by Murphy. Coverage in 5 bands 650 Kc/s-30 Mc/s. I.F. 500 Kcs. Incorporates 2 R.F. and 3 I.F. stages, band-pass filter, noise limiter, crystal controlled B.F.O., callibrator O/F output, etc. Built-in speaker, output for phones. Operation 150/230 volt A.C. Size 19 1/2 x 13 1/2 x 1 1/2 in. Weight 114 lbs. Offered in good working condition. £22.10.0. Carr. 30/- With circuit diagrams. Also available B.41 L.F. version of above. 15 Kcs-700 Kcs. £17.10.0. Carr. 30/-.




MARCONI CT44/TF956

AF Absorption Wattmeter 1 uA/watt to 6 watts. £20. Carr. 10/-.




AVOMETERS

Supplied in excellent condition, fully tested and checked. Complete with prods, leads and instructions. Model 47A £9.19.6. Model 8 £18. P. & F. 7/6 each.




CLASS D WAVEMETERS

A crystal controlled heterodyne frequency meter covering 1.7-30 Mc/s. Operation on 6 volts D.C. ideal for amateur use. Available in good used condition. £5.19.6. Carr. 7/6. Or brand new with accessories. £7.19.6. Carr. 7/6.




AUTO TRANSFORMER

0/115/230V. Step up or step down. Fully shrouded. 150 W. £12.8. P. & F. 3/-.
300 W. £2. 7.8. P. & F. 3/-.
500 W. £3.10.0. P. & F. 6/-.
1,000 W. £5.10.0. P. & F. 7/6.
1,500 W. £6.10.0. P. & F. 8/6.
3,000 W. £7.10.0. P. & F. 12/-.
7,500 W. £15.10.0. P. & F. 20/-.




MARCONI TEST EQUIPMENT

EX-MILITARY RECONDITIONED. TF 144G STANDARD SIGNAL GENERATORS, 85 Kcs-25 Mc/s, £25. Carr. 30/-.
T.F. 885 VIDEO OSCILLATOR 0-5 Mc/s, £45. Carr. 30/-.
T.F. 195M BEAT FREQUENCY OSCILLATOR 0-40 Kcs, 200/250V. A.C. £20. Carr. 30/-.
All above offered in excellent condition, fully tested and checked. T.F. 1100 VALVE VOLTMETER, Brand New, £50. T.F. 1267 TRANSMISSION TEST SET, Brand New, £75.



Variable Voltage Transformers

Brand new, guaranteed and carriage paid. High quality construction. Input 230V. 50-60 cycles. Output full variable from 0-260 volts. Bulk quantities available. 1 amp. -£5.10.0.; 2.5 amp. -£6.15.0.; 5 amp. -£9.15.0.; 8 amp. -£14.10.0.; 10 amp. -£18.10.0.; 12 amp. -£21.0.0.; 20 amp. -£37.0.0.




ADVANCE D.1 SIGNAL GENERATORS

A high quality U.H.F. signal generator covering 10-310 Mc/s. Operates on 200/250 volt A.C. Supplied in excellent condition complete with calibration charts. £15. Carr. 15/-.




PRINTED CIRCUITS

Five ass't. boards with transistors, diodes, resistors, condensers, etc. Guaranteed min. 20 transistors. Ideal experimenters. 5 for 10/- . P. & F. 2/-.




TE-65 VALVE VOLTMETER

High quality instrument with 28 ranges. D.C. volts 1.5-1,500V. A.C. volts 1.5-1,500V. Resistance up to 1,000 megohms. 200/240V. A.C. Operation. Complete with probe and instructions. £17.10.0. P. & F. 6/-
Additional probes available: R.F. 35/-, H.V. 42/6.



OMRON MK2 RELAYS

Brand New and Boxed. 24V. D.C. coils. 2 Pole changeover. 5 amp. contacts. 7/6 each. P. & F. 1/8.



G. W. SMITH & CO (RADIO) LTD. 3-34 Lisle St., W.C.2 Also see oppo. page

MULTIMETERS *for EVERY purpose!*

LAFAYETTE DE-LUXE 100KΩ/VOLT "LAB TESTER."

Giant 6 1/2 in. scale. Built-in meter protection. 0-5/2-5/10/50/250/500/1,000V A.C. 0/10/100 μA/10/100/500mA/2-5/10A, 0/1K/10K/100K/10M/100Ω -20 to 49dB. \$18.18.0. P. & P. 5/-.

TE-900 20,000Ω/VOLT GIANT MULTIMETER

mirror scale and overload protection. 6 1/2 in. full view meter. 2 colour scale. 0/2-5/10/250/1,000/5,000V A.C. 0/25/12-5/10/50/250/1,000/5,000V D.C. 0/50 μA/110/100/500 nA/10 amp. D.C. 0/2K/200K/20 MEG. OHM. \$25. P. & P. 5/-.

LAFAYETTE 57 Range Super 50kΩ/volt Multi-meter.

D.C. volts 125mV-1000V. A.C. volts 1-5V-1000V. D.C. current 25 μA-10 amp. Ohms 0-10meg Ω. dB -20 to +81 dB. Overload protection. \$12.10.0. Carr. 3/6.

MODEL AS-100D. 100K Ω/VOLT.

5 1/2 in. mirror scale Built-in meter protection. 0/3/12/60/120/300/600/1,200V. D.C. 0/1/30/120/300/600V. A.C. 0/10/100/1/6/60/300mA/12 amp. 0/2K/200K/2M/200MΩ. -20 to +17dB. \$12.10.0. P. & P. 3/6.

MODEL AF-155. 50kΩ/Volt. Mirror scale.

built-in meter protection. 0/1-3/2-5/10/25/100/250/500/1,000/5,000/10,000V A.C. 0/500 μA/5/50/500mA. 12 amp. D.C. 0/80K/6 Meg./60 Meg. Ω. \$28.17.8. Post paid.

MODEL TE-12 20,000 O.P.V.

0/0-6/6/30/120/600/1,200/3,000/6,000V. D.C. 0/6/30/120/600/1,200V. A.C. 0/60 μA/6/60/600K/6 MEG./60 Meg. D.C. 50PF. 0.2 mF. \$25.19.6. P. & P. 3/6.

NEW MODEL 500 30,000 O.P.V. with overload protection.

mirror scale 0/1-5/2-5/10/25/100/250/500/1,000V. D.C. 0/2-5/10/25/100/250/500/1,000 μA/5/50/500mA. 12 amp. D.C. 0/80K/6 Meg./60 Meg. Ω. \$28.17.8. Post paid.

MODEL TE-70. 30,000 O.P.V.

0/3/15/60/300/600/1,200V. D.C. 0/6/30/120/600/1,200V. A.C. 0/30 μA/30/300mA. 0/6K/60K/6 MEG. \$15.10.0. P. & P. 3/-.

MODEL TE-80. 20,000 O.P.V.

0/10/50/100/500/1,000V. A.C. 0/6/25/50/250/500/1,000V. D.C. 0-60 μA/5/50/500mA. 0/6K/60K/600 K/6 meg. \$24.17.8. P. & P. 3/-.

MODEL FT-34. 1,000 O.P.V.

0/10/50/250/500/1,000V. A.C. and D.C. 0/1/100/500mA. D.C. 0/100KΩ. 39/6. P. & P. 1/6.

PROFESSIONAL 30,000 opto LAB TYPE Multimeter.

Automatic overload protection. mirror scale. Ranges 1/10/50/250/500/1,000 volts. D.C. and A.C. 0-500 μA, 10mA, 250mA. Current: 0/20K, 200K, 2 megohm. Decibels: -20 to +22dB. \$25.19.6. P. & P. 2/6.

MODEL TE-70. 30,000 O.P.V.

0/3/15/60/300/600/1,200V. D.C. 0/6/30/120/600/1,200V. A.C. 0/30 μA/30/300mA. 0/6K/60K/6 MEG. \$15.10.0. P. & P. 3/-.

MODEL TE-80. 20,000 O.P.V.

0/10/50/100/500/1,000V. A.C. 0/6/25/50/250/500/1,000V. D.C. 0-60 μA/5/50/500mA. 0/6K/60K/600 K/6 meg. \$24.17.8. P. & P. 3/-.

MODEL FT-34. 1,000 O.P.V.

0/10/50/250/500/1,000V. A.C. and D.C. 0/1/100/500mA. D.C. 0/100KΩ. 39/6. P. & P. 1/6.

MODEL 250J. 30,000 O.P.V.

0/10/50/600/2,500V. D.C. 0/10/50/500/2,500V. A.C. 0/2 Meg. Ω. 0/250 mA. -20 to +36dB. 49/6. P. & P. 2/6.

MODEL TE-70. 30,000 O.P.V.

0/3/15/60/300/600/1,200V. D.C. 0/6/30/120/600/1,200V. A.C. 0/30 μA/30/300mA. 0/6K/60K/6 MEG. \$15.10.0. P. & P. 3/-.

MODEL TE-80. 20,000 O.P.V.

0/10/50/100/500/1,000V. A.C. 0/6/25/50/250/500/1,000V. D.C. 0-60 μA/5/50/500mA. 0/6K/60K/600 K/6 meg. \$24.17.8. P. & P. 3/-.

MODEL FT-34. 1,000 O.P.V.

0/10/50/250/500/1,000V. A.C. and D.C. 0/1/100/500mA. D.C. 0/100KΩ. 39/6. P. & P. 1/6.

CLEAR PLASTIC PANEL METERS

Model 250J. 30,000 O.P.V.

0/10/50/600/2,500V. D.C. 0/10/50/500/2,500V. A.C. 0/2 Meg. Ω. 0/250 mA. -20 to +36dB. 49/6. P. & P. 2/6.

Model TE-70. 30,000 O.P.V.

0/3/15/60/300/600/1,200V. D.C. 0/6/30/120/600/1,200V. A.C. 0/30 μA/30/300mA. 0/6K/60K/6 MEG. \$15.10.0. P. & P. 3/-.

Model TE-80. 20,000 O.P.V.

0/10/50/100/500/1,000V. A.C. 0/6/25/50/250/500/1,000V. D.C. 0-60 μA/5/50/500mA. 0/6K/60K/600 K/6 meg. \$24.17.8. P. & P. 3/-.

Model FT-34. 1,000 O.P.V.

0/10/50/250/500/1,000V. A.C. and D.C. 0/1/100/500mA. D.C. 0/100KΩ. 39/6. P. & P. 1/6.

First grade quality Moving Coil panel meters available ex-stock S.A.E. for illustrated leaflet. Discounts for quantity.

Type MR 35P. 1 1/2" square fronts.

500-0-500 μA	25/-	30mA	25/-	150V D.C.	25/-
1mA	25/-	100mA	25/-	300V D.C.	25/-
1-0-1mA	25/-	150mA	25/-	500V D.C.	25/-
2mA	25/-	200mA	25/-	750V D.C.	25/-
5mA	25/-	300mA	25/-	15V A.C.	25/-
10mA	25/-	500mA	25/-	50V A.C.	25/-
750mA	25/-	3V D.C.	25/-	150V A.C.	25/-
1 amp	25/-	10V D.C.	25/-	300V A.C.	25/-
2 amp	25/-	20V D.C.	25/-	500V A.C.	25/-
5 amp	25/-	50V D.C.	25/-	8 meter lma	29/6
20mA	25/-	100V D.C.	25/-	VU meter	29/6
500 μA	25/-				

Postage Extra. Larger sizes available - send for lists.

GARRARD TAPE MOTORS

Brand new stock as used by famous manufacturer. 200/250V. A.C. Capstan motor 15/. Fast Forward 10/8. Fast Rewind 10/8. P. & P. 3/-. Set of three motors 32/6. P. & P. 5/-.

TRANSISTORISED TWO-WAY TELEPHONE INTERCOM

Operative over amazingly long distances. Separate call and press to talk buttons. 2-wire connection. 1000's of applications. Beautifully finished in ebony. Supplied complete with batteries and wall brackets. \$26.19.6. P. & P. 3/6.

INTERCOM/BABY SITTER

Transistorised Intercoms, ideal for home/office/workshop etc. 2-way buzzer call system. For desk or wall mounting. Supplied complete with connecting wire, batteries, instructions, 2 station 59/6. P. & P. 2/6. 4 station \$26.19.6. P. & P. 5/-.

SINCLAIR EQUIPMENT

Z12 12 watt amplifier, 89/6 P24 Power Supply Unit 89/6 Stereo 25 Preamp, \$29.18.6 Q14 Speakers, \$7.19.6 Micromatic Radio Kit, 49/6. Built 59/6 Micro FM Radio Kit \$25.19.6 ALL POST PAID

SPECIAL OFFER

Two Z12 Amps, P24 Power Supply, Stereo 25 Preampifier, \$22. or with two Q14 speakers \$27.

NEW SINCLAIR 2000 SYSTEM


35 watt Integrated Amplifier, \$29. Carr. 5/- Self-powered FM Tuner, \$25. Carr. 0/-

UNNR-30 4-BAND COMMUNICATION RECEIVER

Covering 550 Kc/s-30 Mc/s. Incorporates variable BFO for CW/SSB reception. Built in speaker and phone jack. Metal cabinet. Operation 220/240V. A.C. Supplied brand new, guaranteed with instructions. Carr. 7/6. **13 gns.**




LAFAYETTE HA-700 AM/CW/SSB AMATEUR COMMUNICATION RECEIVER




8 Valves, 5 bands incorporating 2 MECHANICAL FILTERS for exceptional selectivity and sensitivity. Frequency coverage on 5 bands 150-400 Kc/s, 550/1,500 Kc/s, 1.6-4.0 Mc/s, 4.8-14.5 Mc/s, 10.5-30 Mc/s. Circuit incorporates R.F. stage, serial trimmer, noise limiter, B.F.O. product detector, electrical bandspread, 8 meter, slide rule dial. Output for phones, low to 2kΩ or speaker 4 or 8Ω. Operation 220/240V A.C. Size 7 1/2 x 15 x 10 in. Supplied brand new and guaranteed with handbook. 36 gns. Carr. 10/- S.A.E. for leaflet.

NEW LAFAYETTE SOLID STATE HA600 RECEIVER

5 BAND AM/CW/SSB AMATEUR AND SHORT WAVE. 150 Kc/s-400 Kc/s and 550 Kc/s-30 Mc/s. F.E.T. front end ● 2 mechanical filters ● Huge dial ● Product detector ● Crystal calibrator ● Variable BFO ● Noise limiter ● 8 Meter ● 24 in. Bandspread ● 230V A.C./12V. D.C. neg. earth operation ● RF gain control. Size 15in. x 9 1/2in. x 8 1/2in. Wt. 18 lbs. EXCEPTIONAL VALUE \$45. Carr. 10/- S.A.E. for full details.



TRIO COMMUNICATION RECEIVER MODEL 9R-59DE



4 band receiver covering 550 Kc/s to 30 Mc/s. continuous and electrical bandspread on 10, 15, 20, 40 and 80 metres. 8 valve plus 7 diode circuit. 4/8 ohm output and phone jack. SSB-CW ● A.M. ● Variable BFO ● 8 meter ● Sep. bandspread dial ● IF 455 Kc/s ● Audio output 1.5 W. ● Variable RF and AF gain controls. 115/250 V. A.C. Mains. Beautifully designed. Size: 7 x 15 x 10 in. With instruction manual and service data. \$27.10.0. Carriage 12/6.

LAFAYETTE PF-60 SOLID STATE VHF FM RECEIVER

A completely new transistorised receiver covering 152-174 Mc/s. Fully tuneable or crystal controlled (not supplied) for fixed frequency operation. Incorporates 4 INTEGRATED CIRCUITS. Built in speaker and illuminated dial. Squelch and volume controls. Tape recorder output 75Ω aerial input. Headphone jack. Operation 230V. A.C./12V. D.C. Neg. earth. \$27.10.0. Carr. 10/-.



LAFAYETTE LA-224T TRANSISTOR STEREO AMPLIFIER



19 transistors, 8 diodes, 1HF music power, 30W at 8Ω. Response 30-20,000 ± 2dB at 1W. Distortion 1% or less. Inputs 3mV and 250mV. Output 3-16Ω. Separate L and R volume controls. Treble and bass control. Stereo phone jack. Brushed aluminium, gold anodised extruded front panel with complementary metal case. Size 10 1/2 x 3 9/16 x 7 1/8 in. Operation 115/230V. A.C. \$28. Carriage 7/6.

ADVANCE TEST EQUIPMENT

Brand new and boxed in original sealed cartons

- VM.76 VALVE VOLTMETER R.F. measurements in excess of 100 Mc/s and D.C. measurements up to 1000V. with accuracy of ±2% D.C. range 300 MV to 1 KV. A.C. range 300 MV to 300 V RMS. Resistance -02-500 MΩ. Price £72.
- VM.78 AC MILLIVOLT METER Transistorised 1 MV-300V. Frequency 1 c/s to 1 Mc/s. Price £55.
- VM.79 UHF MILLIVOLT METER Transistorised. A.C. range 10 MV-3V. D.C. current range 0.1 μA-3MA. Resistance 1 ohm-10 megohms. Price £125.
- H1B AUDIO SIGNAL GENERATOR 15 c/s-50 Kc/s. sine or square wave. Price £20.
- J1B AUDIO SIGNAL GENERATOR 15 c/s-50 Kc/s. Price £30.
- J2B AUDIO SIGNAL GENERATOR As per J1B except fitted with output meter. Price £35.
- TT18 TRANSISTOR TESTER \$27.10.0 Carriage 10/- per item.

★ TRANSISTORISED FM TUNER ★

8 TRANSISTOR HIGH QUALITY TUNER. SIZE ONLY 5 x 4 x 2 1/2 in. 3 1/2" x 3 1/2" x 1 1/2" Double tuned discriminator. Ample output to feed most amplifiers. Operates on 9V battery. Coverage 88-108 Mc/s. Ready built ready for use. Fantastic value for money. \$26.7.6. P. & P. 2/6. Stereo multiplex adaptors 5 gns.

GARRARD DECKS

Brand new and guaranteed.

- 1025 mono \$7.10.0
- 1025 stereo \$7.19.6
- 2025 TC less cartridge \$7.19.6
- 2025TC Stereo \$28.19.6
- SP25 Mk.II less cartridge \$12.10.0
- A70 Mk.II less cartridge \$12.12.0
- A750 Mk.II less cartridge \$13.19.6
- LAB50 Mk.II less cart., with base \$27.10.0 Carr. 7/6 each.

Wooden Plinths for Garrard Series 1,000, 2,000, 3,000, etc., with perspex cover. \$24.10.0. P. & P. 4/6.

E.M.I. SINGLE PLAYERS

4 speed with separate arm and cartridge 52/6. Carr. 5/-.

B.S.R. UA50

Mini auto-changer with stereo cartridge. \$26.10.0. Carr. 5/-

G.W. SMITH & CO. (RADIO) LIMITED

Phone GERRARD 2204/9155
Cables SMITHEX LESQUARE
3-34 LISLE STREET, LONDON, W.C.2

OPEN


9 a.m. to 6 p.m.
every day Mon-
day to Saturday.
Trade supplied.

LOOK!

PRACTICAL!

VISUAL!

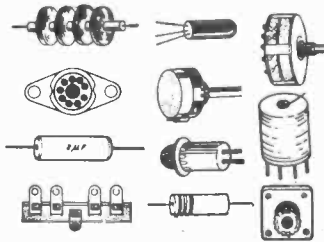
EXCITING!



a new 4-way method of mastering
ELECTRONICS
by doing — and — seeing . . .


1 ▶ **OWN and HANDLE a**

complete range of present-day **ELECTRONIC PARTS** and **COMPONENTS**



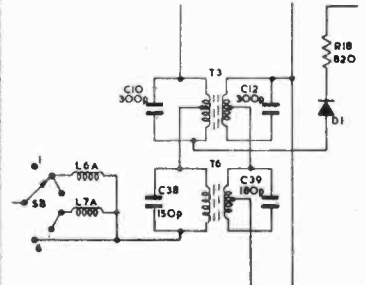
2 ▶ **BUILD and USE**

a modern and professional **CATHODE RAY OSCILLOSCOPE**



3 ▶ **READ and DRAW and**

UNDERSTAND
CIRCUIT DIAGRAMS



4 ▶ **CARRY OUT OVER 40 EXPERIMENTS ON BASIC ELECTRONIC CIRCUITS AND SEE HOW THEY WORK . . . INCLUDING . . .**

- VALVE EXPERIMENTS
- PHOTO ELECTRIC CIRCUIT
- A.C. EXPERIMENTS
- TRANSISTOR EXPERIMENTS
- COMPUTER CIRCUIT
- D.C. EXPERIMENTS
- AMPLIFIERS
- BASIC RADIO RECEIVER
- SIMPLE COUNTER
- OSCILLATORS
- ELECTRONIC SWITCH
- TIME DELAY CIRCUIT
- SIGNAL TRACER
- SIMPLE TRANSMITTER
- SERVICING PROCEDURES

This new style course will enable anyone to really understand electronics by a modern, practical and visual method—no maths, and a minimum of theory—no previous knowledge required. It will also enable anyone to understand how to test, service and maintain all types of Electronic equipment, Radio and TV receivers, etc.

FREE POST NOW
for
BROCHURE

or write if you prefer not to cut page

To: **BRITISH NATIONAL RADIO SCHOOL, READING, BERKS.** Please send your free Brochure, without obligation, to: *we do not employ representatives*

NAME.....BLOCK CAPS

ADDRESS.....PLEASE PW11

PRACTICAL WIRELESS

VOL 44 No 7

Issue 741

NOVEMBER 1968

TOPIC OF THE MONTH

A Matter of Mode

SINCE time immemorial, or at least since your editor has been connected with radio (which some cynics claim is synonymous), the theme of "CW versus Phone" has simmered gently, periodically coming to the boil. Much of the comment is belligerently partisan and a lot of snide remarks are directed at the key bashers (mainly by those who have yet to pass the Morse Test).

It is contended that CW is an outmoded form of communication, an anachronism in these modern swinging times. Nevertheless, the detractors would be surprised, if only they could read Morse, at the large number of amateurs still wielding a key.

The object of amateur radio is communication and since CW is one mode it is not unreasonable to expect licensees to be able to use it. The Morse Test is retained by every country (at least for h.f. band usage) as a necessary hurdle to overcome. One might as well argue that telephony operators should not be expected to pass the RAE!

On the practical side, CW is by far the most efficient method of communication and occupies far less bandwidth than telephony (even SSB). When a band is "dead" to the telephony-only operator, the key pounders are usually able to keep going. During periods of poor conditions, it is often the *only* way to get through and the operator unable to switch to this mode is really only half an amateur.

With telephony, a contact between two stations in different countries requires that one or another of the operators must know both of the languages concerned. Most English amateurs are not linguists and it is arrogant to expect all foreign amateurs to know our language. This barrier does not exist to such an extent on CW because the international codes and abbreviations permit contacts which at least provide the basic information required at each end.

On the other hand, telephony can have many advantages and we would be the first to admit this. Let us, therefore, kill off the concept of "CW versus Phone" and substitute "CW and Phone". Both have their place in amateur radio and all stations should be equipped to handle *both* modes of communication.

W. N. STEVENS—*Editor*.

NEWS AND COMMENT

Leader	471
News and Comment	472
GPO Licences 100,000 Transmitters	477
Letters to the Editor	478
Show Time '68	491
Club Spot—Redbridge Amateur Radio Society	513
On the Short Waves <i>by Christopher Danpure and David Gibson, G3JDG</i>	514
Practically Wireless <i>by Henry</i>	521

CONSTRUCTIONAL

Transistor Gram Amplifiers <i>by R. F. Graham</i>	474
Transistorised Signal Generator <i>by James Hossack</i>	480
Unijunction Transistor Circuits <i>by C. R. Bradley</i>	494
Pyramid All Purpose System, Part 3, Crystal Diode Tuner and Transistor Morse Oscillator <i>by F. G. Rayer</i>	516

OTHER FEATURES

Audio Supplement	497
Hi-Fi in the Home <i>by Martin L. Michaelis, M.A.</i>	522

DECEMBER ISSUE WILL BE PUBLISHED
ON NOVEMBER 8th

All correspondence intended for the Editor should be addressed to: The Editor, "Practical Wireless", George Newnes Ltd., Tower House, Southampton Street, London, W.C.2. Phone: TEMple Bar 4363. Telegrams: Newnes Rand London. Subscription rates, including postage: 42s. per year to any part of the world. © George Newnes Ltd., 1968. Copyright in all drawings, photographs and articles published in "Practical Wireless" is specifically reserved throughout the countries signatory to the Berne Convention and the U.S.A. Reproductions or imitations of any of these are therefore expressly forbidden.

NEWS AND COMMENT...

JET KING MINI BLOW TORCH



The Walter Kidde Company Limited has introduced, in the U.K., the Jet King blow torch and soldering tool.

This pocket-sized unit will allow you to solder or braze with precision in "tight spots" inaccessible to the usual tool. It is suitable for radio and TV work, repairs around the house, model making, etc.

The Jet King is completely portable and self-contained and gives approximately 45 minutes continuous burning with each butane charger. It is available in all leading departmental and hardware stores and garages. The cost is 35s. complete with two chargers. Refill chargers are readily available in packs of two for 6s. 6d.

SWITCH CATALOGUE

Arcoelectric Switches Ltd, Central Avenue, West Molesey, Surrey, England, announce their Catalogue No. 137. It describes their complete range of products and replaces all previous catalogues. It is divided into seven sections.

Section D covers transformer signal lamps. The remaining sections covering switches, neon indicators and signal lampholders are generally as before, but include some new styles and types.



BELLING-LEE TERMINALS

A new series of miniature terminals, with a current rating of 10A and a breakdown voltage greater than 4kV d.c., is announced by Belling & Lee Limited.

Known as type L1726, these new terminals are only a quarter the size

but have all the features of the standard style which they resemble in appearance. These include a captive head available with a choice of six standard colours, a socket in the top for plugging in auxiliary miniature connections to extra monitoring equipment, and a cross-hole in the clamping gap which accepts wires up to 1.9mm diameter (0.075in., i.e. 15 s.w.g. solid wires or 40/0076in. stranded conductors).


RADIO AT THE EDINBURGH INTERNATIONAL FESTIVAL

Lothians Radio Society, GB3EIF, operated a demonstration Amateur Radio Station during the period of the Edinburgh International Festival 1968 (17th August to 7th September).

The station was located at the Heriot Watt University, Mountbatten Building, Grassmarket, Edinburgh 1, and was operational on the bands 80—10m using s.s.b. equipment. An additional Station was operational on 2m using phone/c.w.

A special Q.S.L. card was issued to confirm all Q.S.O's and there was an exhibition of equipment built by members of the society.

ELECTRONIC LABORATORY KIT



A.P.T. have introduced a new "Lektrokit" No. 6 electronic construction kit for laboratory and educational use. It consists of a bench rack with two chassis assemblies (see picture) on which discrete components and integrated circuits can be mounted and wired. A front panel of grey enamelled aluminium alloy is also provided for indicator lamps, meters, switches, and other controls.

The base tray can be used to carry power supplies or other auxiliaries, and there is space for an additional chassis assembly or front panel if required.

This kit enables laboratory experimental circuits to be neatly stacked vertically instead of the usual sprawl across the bench, and allows immediate "shelving" of a rig if a need arises to clear the bench space for other work.


The price of the Lektrokit No. 6 is £7 10s. and further details are available from the manufacturers, A.P.T. Electronic Industries Ltd., of Byfleet, Surrey.

STEREOPHONY FOR THE NORTH

From 10 August the stereo programmes on Radio 3 were extended to a large part of Northern England. The transmissions are on 91.5Mc/s from Holme Moss.

NEWS AND COMMENT...

MICRO Hi-Fi



Sinclair Radionics have introduced the world's first monolithic integrated circuit hi-fi power and preamplifier. The complete unit, known as the IC-10, measures only 1 x 0.4 x 0.2 in. and the circuit which this package contains is a chip of silicon just one-twentieth of an inch square by one-hundredth of an inch thick which contains 13 transistors (including two power types), 3 diodes and 18 resistors.

The circuit is complete in itself requiring only the addition of tone and volume controls and a power supply which may be battery or mains. Output power is 10 watts peak and 5 watts r.m.s. continuous. Distortion is less than 1% at full output and frequency response is 5c/s to 100kc/s ± 1 dB.

The preamp section contains 3 transistors with cut-off frequencies in excess of 500Mc/s so that it may be used as an r.f. or i.f. amplifier in addition to its normal audio application. The power amplifier is a 10 transistor circuit with a class AB output stage and closely defined quiescent current which is independent of temperature because of the extremely close thermal coupling between the output transistors and the bias diodes. The gain of the entire unit is accurately defined by built-in negative feedback loops and the circuit may be operated down to d.c. for special applications because direct coupling is employed throughout.

The amplifier will operate on any power source providing between 8 and 18 volts and is suitable for driving speakers of any impedance between 3 and 15 ohms.

The IC-10 is guaranteed for 5 years and costs only 59s. 6d. complete with a comprehensive instruction manual.

ROBERTS "IC" PORTABLE

Roberts Radio Co. Ltd. have launched their 2-band portable receiver type RIC.1. It is the first British radio receiver to employ a tiny monolithic integrated circuit. This device embodies most of the active components between the aerial and the output stage and a crystal filter is used for selectivity.

BOOKLET ABOUT THE RRE

The Royal Radar Establishment at Malvern, Worcs. is the largest centre for electronics research and development in Britain. It has now produced a booklet entitled "RRE Activities Guide" which gives an overall view of the programme of work at Malvern, from basic physics research to the development of advanced electronic equipment.

Copies of the booklet are available free from the Industrial Applications Unit, Royal Radar Establishment, Ministry of Technology, St. Andrews Road, Great Malvern, Worcs.

BRITAIN HELPS U.S. AIRLINE

Pan American World Airways is using a Mufax Courier facsimile communications system, supplied by the Muirhead Group of Beckenham, for sending facsimile copies of messages from nine transmitters in widely dispersed departments at Heathrow to the airline's European Telecommunications Centre on the south perimeter road. From there, the messages are transmitted over Pan Am's private teleprinter network to its stations throughout the world.

SOLDERING SAFETY



Weller have now introduced a range of simple, safe bench holders for both their industrial (TCP-1, W60D, W100D) and their consumer soldering irons (SP25D, SP40D, SP80D).

Prices range from 16s 0d. and, in addition to the holder and base, each kit includes a sponge for the easy cleaning of the soldering iron tip.

COLOUR CODING OF CABLES AND CORDS

It was announced recently that the Government have decided to make regulations under the Consumer Protection Act requiring the core colours of three-core flexible cords fitted to domestic electrical appliances, when offered for sale in Great Britain, to comply with the following international coding recently agreed by most of the countries of Europe:

Green-and-yellow striped core, Earth; Brown core, Live; Light blue core, Neutral.

HI-FI IN DUSSELDORF

The high fidelity audio fair "Hi-Fi 68" opened at Dusseldorf, West Germany on August 30 to September 3. One hundred and twenty three companies from nine different countries including Japan, America and the United Kingdom took part. Demonstrations of Hi-Fi were given in sixty specially sound-proofed cabinets.

PICO AMP DIODE

SGS-Fairchild have just announced their BAW30 miniature (TO 46) diode. It has a reverse current of only 10pA ($V_R=10V$). Capable of handling forward currents up to 100mA, this diode has a power dissipation rating of 125mW at 25°C. Other ratings include a breakdown voltage greater than 35V at a reverse current of 1µA, forward voltage drop of less than 1V at 10mA forward current and a capacitance of less than 1.3pF at zero reverse voltage. Fuller details from SGS-Fairchild, Planar House, Walton St., Aylesbury, Bucks.

Transistor Gram Amplifiers

R.F. GRAHAM

TRANSISTOR record playing equipment is easily made, and the amplifier and speaker may be separate items or contained in the same case as the turntable mechanism. Economical gram motor units to run from a 9V or similar dry battery are easily obtained, and the player is then portable and needs no mains supply. It is also quite feasible to employ a mains-driven turntable assembly, feeding its output to a transistor amplifier.

Low Volume Circuits

For single speaker reproduction of records or headphone listening to instructional records etc. a very simple amplifier is adequate. The circuit shown in Fig. 1 easily gives enough volume for this, with a 33/45 r.p.m. crystal pickup. VR1 is the volume control.

The OC72 operating conditions are set by the biasing components for a collector current of about

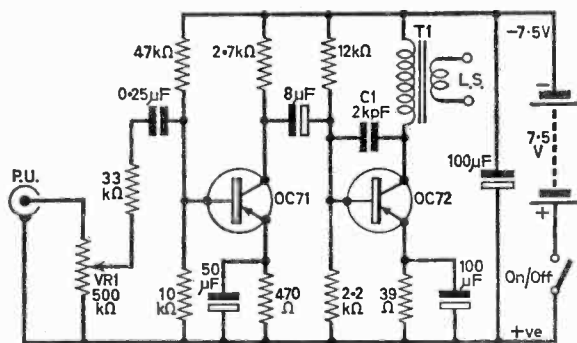


Fig. 1: Circuit of a two-stage amplifier.

15-20 mA. T1 can be a transistor type output transformer as used for push-pull output stages, with the centre-tap connection simply ignored. Alternatively a 70Ω or similar speaker may be connected from the collector to the negative supply line. Personal phones or headsets can also be connected in this way. Low-impedance speakers (such as 2/3Ω units) must be connected to T1 secondary.

C1 may be changed in value to modify tone. If the motor is for 6V or 9V, this may also be used for the amplifier.

Push-Pull Output

For many purposes an output of about 500mW is enough and can be obtained by using two OC81 or equivalent transistors. Figure 2 shows a driver and push-pull circuit of this type. For a smaller output

two OC72 or similar transistors may be used, with an OC71 as driver. With OC72 output transistors R1 is 2.7kΩ and R2 100Ω. A two-stage amplifier of the type shown in Fig. 2 can give excellent volume with a fairly large output type pickup. Many ordinary crystal pickup units are satisfactory.

The volume may well be adequate with T1 omitted and the pickup volume control connected as in Fig. 3. The 100μF capacitor is then not required, and the base of the driver is taken direct to the junction of the 47kΩ and 12kΩ bias resistors.

Pickup Matching

A crystal pickup is intended to work into a high-impedance load, while the input impedance of the first transistor in circuits such as Figs. 1 and 2 is quite low. Impedance matching may be arranged by a transformer, e.g. T1 in Fig. 2, or a resistor, R1 in Fig. 3. A transformer transfers the pickup output to the transistor base with greater efficiency, allowing maximum volume with a given pickup and number of transistors. The ratio of T1 is not too critical, but it needs to have a high primary inductance.

In Fig. 3 R1 presents a high-impedance load at any setting of the volume control but also causes a loss of signal strength. R1 may be reduced in value if some drop in quality is not very important and this increases volume. With the arrangement shown in Fig. 3 an additional stage of amplification is usually needed. However, the few components and transistor needed may easily cost less than a matching transformer while the chances of picking up interference such as motor noise by the transformer are avoided. So this technique is often preferred unless a suitable transformer happens to be to hand.

With all circuits the pickup can be permanently

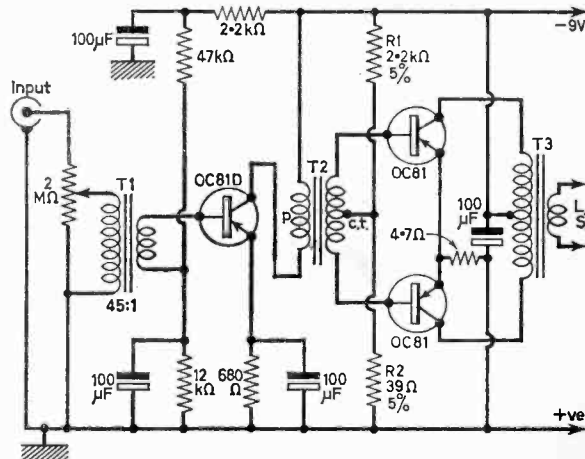


Fig. 2: Driver and push-pull amplifier circuitry.

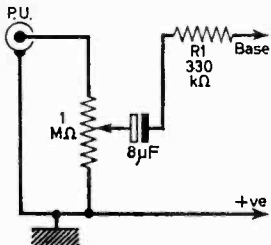
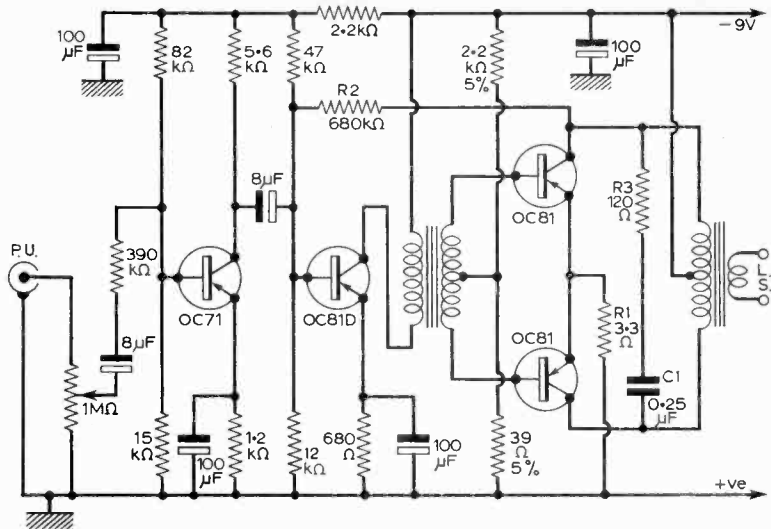


Fig. 3 (above): Matching circuit for high-impedance pickup.

Fig. 4 (right): One-watt amplifier circuit with the impedance matching circuit of Figure 3 incorporated. A crystal type pickup may be used that has an output of approximately 300mV.



connected or have a coaxial plug to fit a socket on the amplifier. The latter allows the same amplifier equipment to have other uses, such as with a radio tuner. The outer brading of the pickup lead is the "earth" or battery positive connection.

One-Watt Amplifier

For very many purposes an output of up to 1 watt is adequate and does not impose too much drain on a dry battery supply. Two OC81 or equivalent transistors will provide this output using the circuit in Fig. 4. A high-gain preamplifier stage follows the pickup, boosting signal strength for the driver stage. A crystal pickup with a nominal rated output of about 300mV is suitable.

For operation at maximum volume each output transistor should be in a clip which is bolted to a heatsink. The latter can be made from pieces of 16s.w.g. aluminium about 3in. x 2in. A flange is bent on the aluminium so that each plate stands vertically.

The same circuit can be used with outputs less than 500mW without heatsinks. R1 can then be changed to 4.7Ω.

Negative feedback can be omitted by not including R2, R3 and C1. Or R2 may be omitted or changed in value and C1 and R3 included. If R2 is present C1 and R3 should not be omitted. Feedback improves quality and if volume permits R2 may be reduced to 470kΩ.

The OC71 preamplifier stage in Fig. 4 can be added to the circuit shown in Fig. 2 or other circuits where the pickup output or method of matching results in insufficient signal to drive the output stage. In these circumstances good results should be secured with almost any ordinary driver plus push-pull output circuit.

Complementary Push-Pull

A transformerless circuit operating directly into a 15Ω speaker is shown in Fig. 5 and is very satisfactory for record reproduction. A reasonably large

speaker unit is best and can give excellent reproduction and more than adequate volume for domestic purposes. The output transistors may be damaged by using a speaker of wrong impedance. The first stage is a high-gain amplifier, coupled by C3 to the driver stage which is directly coupled to the output transistors. The NKT279.S1 transistor provides compensation for the effect of heat on the operation of the driver and output transistors, the 50Ω resistor being initially adjusted so that the output transistors draw 1.5mA to 2mA with no signal. Current peaks to 20-30mA at good volume.

Volume Control

The volume control may be mounted at any convenient position in the cabinet. Screened leads run from the pickup to the volume control and from the latter to the amplifier. These leads can be soldered, with a little extra length so that the amplifier can be taken from the cabinet if necessary. Should an amplifier be constructed as a separate unit for use

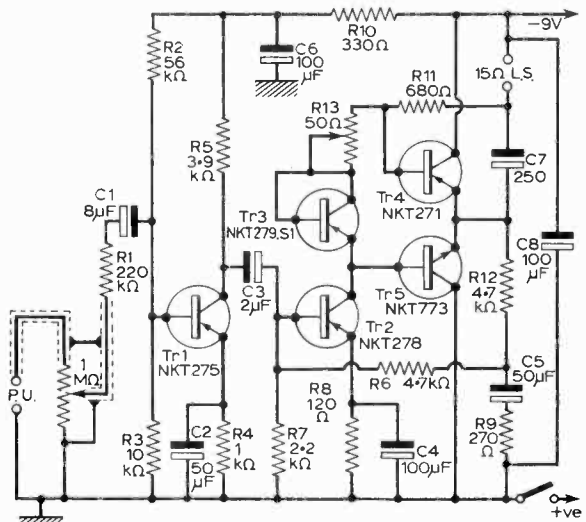


Fig. 5: Transformerless amplifier operating directly into a 15Ω loudspeaker.

with a pickup, radio tuner, etc. the volume control is generally fitted to the amplifier case. A coaxial or other connector allows any equipment to be plugged into the amplifier input.

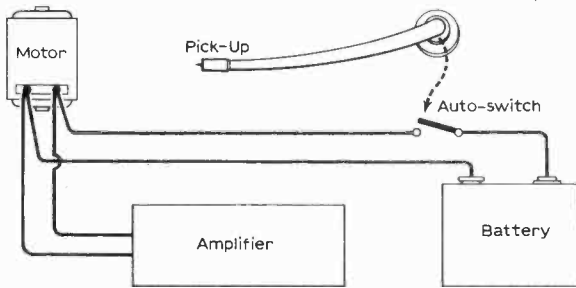
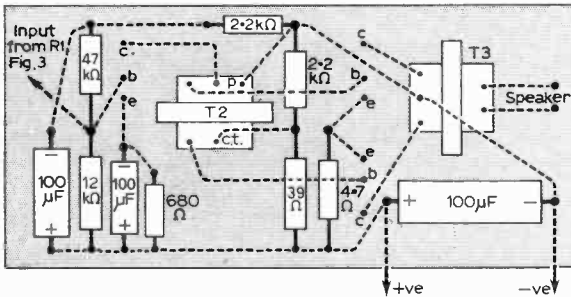


Fig. 6: Utilising the gram auto-switch to control the amplifier.
Fig. 7: Component layout and wiring of the amplifier shown in Figure 2.



On/Off Switch

For a separate amplifier the on/off switch may be incorporated with the volume control and placed in one battery lead. If the amplifier is installed permanently in the player the automatic switching device normally found for the motor can be used to switch on the amplifier also. Then when the record is finished both motor and amplifier are automatically switched off. Figure 6 shows the circuit for this. Polarity to motor and amplifier must be correct and errors will be avoided by fitting the proper type of battery connectors.

Battery and Motor

The current drawn by the motor depends on its voltage and other factors, but about 15mA from a 9V supply should be expected. This is easily within the capacity of a PP9 or similar battery, or a supply made up from non-miniature torch cells or batteries.

With push-pull output stages the current peaks depend largely on the volume but will generally be around 20-40mA. However battery drain falls to a much lower level when strong audio signals are not present.

Interference

With normal care motor interference need not be picked up by the volume control or associated input circuits. Leads here should be screened, dressed away from the motor, and the volume control case earthed to battery positive. The metal parts of the turntable unit should be similarly earthed.


Interference from the motor may also reach the amplifier through the common battery circuit. A 100μF or similar large value capacitor across the battery supply points at the amplifier (as C8 in Fig. 5) helps avoid this. Earlier stages of the amplifier are generally fed from a negative line which has a series resistor and capacitor (as in all circuits except Fig. 1) so do not cause trouble.

Should any form of higher frequency interference arise a capacitor effective at high frequency can be shunted across the 100μF electrolytic. Small 200pF disc ceramic capacitors can be tried or an 0.5μF paper or similar component. Small suppressor chokes may also be included in the leads to the motor only. These can be made of a few score turns of 26s.w.g. or similar wire. Some motor units have ferrite beads on the motor supply leads to give a similar effect.

If motor interference should arise with some particular set of equipment a simple test is to use a separate battery temporarily for the amplifier. If the interference ceases it is caused by the common battery circuit. If it continues it is picked up by the volume control or other input circuits.

Pickup

Most turntable units have a suitable crystal pickup fitted. The turntable assembly and pickup must of course be chosen to suit the speeds required. Popular crystal pickups of this kind supply quite



Upper photograph shows the 3-transistor amplifier (Figure 2) and below it is shown the amplifier circuit depicted in Figure 5.

a large output and changing from such a unit to a low-output or high-quality transcription pickup will often make it necessary to add an extra transistor preamplifier stage.

Amplifier Construction

The amplifiers can be assembled on 1/16in. thick paxolin sheet with the components on one side and the wiring on the reverse. Figure 7 is a suitable layout for the circuit in Fig. 2. The ends of the resistors and other components pass through small holes. The panel is then turned over and component interconnections made with 26s.w.g. tinned copper wire

with 1 mm. sleeving as necessary. Snip off excess resistor and other leads. Transistors are inserted with leads through the holes shown.

It is convenient to solder on thin red flex for battery positive, black for battery negative, and twin of some other colour for the speaker. Also a screened lead for input. The amplifier can be fixed at some convenient position in the case by two or three small screws.

Figure 8 shows a suitable layout, with wiring, for the circuit in Fig. 5. R13 is a miniature preset resistor and its slider is set to give the no-signal current previously mentioned.

No particular difficulty is likely to be met in making and using small audio amplifiers of the type described in this article. Where two transistors are employed in push-pull (as for example in Fig. 2) these are best obtained as a matched pair. If purchased separately their actual characteristics may not be sufficiently similar. With a directly coupled circuit such as that shown in Fig. 5 it is recommended that Tr2, Tr3, Tr4 and Tr5 are purchased as a matched set.

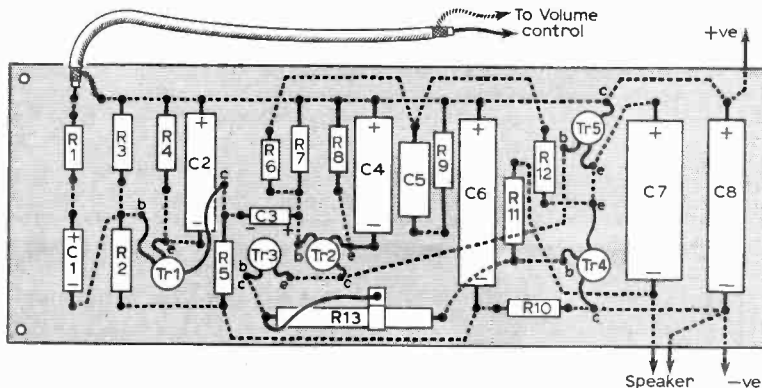


Fig. 8: Component layout and wiring of the amplifier in Figure 5.

Where the push-pull operation of an output pair such as that in Fig. 2 is unsatisfactory this can generally be corrected by slightly changing the value of R1 or R2. In commercial equipment one of these resistors may be preset. For example R2 in Fig. 2 may be 50Ω, allowing adjustment for optimum value. Alternatively a preset resistor or fixed and preset components in series might allow R1 to be adjusted a few hundred ohms each side of 2.2kΩ. ■

THE G.P.O. LICENSES 100,000 PRIVATE RADIO TRANSMITTERS

Over 100,000 radio transmitters for private two-way communication are now licensed by the Post Office in the U.K.

What began 20 years ago as a modest experiment in "business radio" has now grown into a popular facility with a wide variety of users, ranging from ambulances, taxis and motoring organisations, to doctors, vets, public utilities (electricity, gas, water, etc.), organisers of sporting events and mountain rescue teams.

There are 75,000 land-based transmitters for private mobile radio. Over 60,000 of these are in vehicles, enabling, for example, maintenance vans on their rounds to keep in constant touch with central control points. Over 6,000 are small portable sets, such as those used by road and building contractors. About 7,000 are the base stations controlling mobile networks—fixed transmitters, operated from an office or a control point.

The Post Office recently added to the list a few licences to use radio for training blind people to be more independent, and for teaching deaf children to speak.

Over 2,300 more transmitters licensed for private communication around our shores are carried by ships of various types from tankers to yachts. Nearly 100 lighthouses use radio. British aircraft (including gliders) and their ground stations account for nearly 2,500 more.

Use of mobile radio by police and fire services brings the total to over 100,000.

The accommodation of so many transmitters has been possible by using v.h.f. and more recently u.h.f. The war years gave considerable experience in v.h.f. communication and advantage has been taken of this and of subsequent technical developments. Radio frequencies cannot be made but they can be used more and more economically: for example, the frequency space required for one private land mobile radio channel has been progressively reduced so that eight channels can now be fitted into the space which 15 years ago would hold only one. This is a little known revolution achieved with the co-operation of industry, users and the Post Office. Receivers contribute to this economy. They must respond well to the wanted signal while rejecting signals on other frequencies, otherwise they limit the number of transmitters which can be used.

These 100,000 transmitters are not of course the whole story. There are also 16,000 licensed radio amateurs who are qualified to use transmitters in this country. Another 14,000 licence holders use radio to control model vessels, vehicles or aircraft. Seven hundred paging systems are in use, mostly the short-range "bleepers" for calling staff in a hospital or in a factory, etc. And there are nearly 3,000 induction communication systems, most of which are a variant on the paging system. They are used on smaller sites, such as single buildings, by a variety of users.

All these have to be fitted into the frequency spectrum in an orderly way, together with long-range services, broadcasting, navigational aids, satellites, and so on. This is why the Post Office emphasises to those who want to use radio how essential it is to get a licence and to use the right sort of equipment. The licence is not just another piece of paper. It is the result of careful planning, national and international, and it explains what has to be done to fit in with the many other users.

LETTERS

The Editor does not necessarily endorse the views expressed by correspondents.

Noises on the bands

Regarding Mr. Meachim's letter of last month about strange noises transmitted over the ether by Amateurs, I feel that his local lads have got nothing on my lot! In my area there is an Amateur who puts his one-man band on the air! In fact he is pretty good and it is perfectly legal to do this provided he doesn't infringe the copyright laws. I suppose it is legal to have a 50-piece male voice choir on the air provided they all say their call signs every fifteen minutes and sign their names, call signs and addresses in the log book.

One day I was tuning around on Topband and heard someone calling CQ and he had added an echo effect by means of a tape recorder amplifier and some intricate feedback effect. It made him sound as though he were transmitting from a sewer or the Albert Hall when empty.

When he got a reply to his call, he said that since adding this gimmick the number of QSO's had increased quite appreciably.

I don't really know what comes next. My advice to all Amateurs is to scrap their G call signs and replace them with 3W8 ones and have tape loops going in the background with the sound of exploding shells and bombs etc. This, I am quite sure would increase very considerably the number of QSO's.—J. Creedy (Ramsey, Huntingdon).

'G8' fights back

I was surprised to read Mr. E. Mason's letter in the July issue of P.W. regarding beginners' licences. The main text of his letter seemed to run down the newly licensed G8 prefixed Amateurs.

How can we call these people "All and sundry" when the only part of the Amateur exam they have not passed is the Morse Code. I fail to see how this makes them any the less intelligent than someone holding a full licence.

I suggest Mr. Mason listens to the G8's operating on 2m as I have. I am sure then he will change his mind because they have brought life and interest to a dead but interesting band.—R. Powell (Reading, Berkshire).

Those odd hours

Your Topic of the Month reminds me of those days when spare rooms, lean-to-shacks and kitchen tables all helped to give birth to what is now a massive industry.

All of us who buy P.W., in what way do we pursue our hobby? I cast my thoughts back over the past few weeks to see just what I had been doing with those odd hours.

A Sky Queen of 1953 vintage which I rescued from oblivion seemed far too nice a job to be cast aside, so I converted it to all-transistor, and now have an excellent transportable for house and garden. In the course of conversion I fitted a more efficient loudspeaker. A good loudspeaker in a solidly constructed case makes all the difference to transistor output. This project also showed me that a good frame aerial leaves a ferrite rod aerial far behind.

What to do next? Having some silicon transistors to hand, I decided to try a BBC-1 TV preamp. This went well with ST140, TIS18, BC168 and even 2G417. I was stuck for a coax socket. A B7G valve holder performed the task excellently. A bare wire was threaded through the slots in the pin socket soldering tags, drawn tight until there was a springy contact with the coax plug outer and soldered in position. The central socket was a good fit for the plug pin.

There was nothing for it other than to add another stage. I soldered 30pF beehive trimmers into the screening as tuning capacitors. With this gadget I was intrigued to find that when on the normal aerial foreign interference laid on a jazz pattern which destroyed the picture, with the preamp in circuit, with careful adjustment of the two trimmers I could obtain a watchable picture and still retain sound. I also found that on certain channels the preamp could be used to tune in on the TV sound the three v.h.f. programmes from Skriaig, Isle of Skye, at excellent volume and quality. One thing I found from these experiments was that by using miniature presets in the bottom half of the base pair of resistors, spot-on transistor operation could be obtained without any noticeable capacity side-effects.

From here it was a short step to

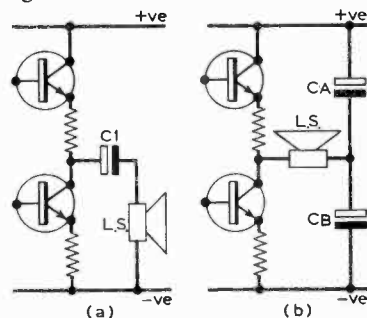
wondering what signals were obtainable at higher frequencies from the tops of our local hills. This meant something portable, and led to the searching of old issues and the construction of various super-regenerative receivers, and this project continues at the moment, with indications of success around 205Mc/s at 1000 feet.

And that, Sir, was my hobbying for the past four weeks.—R. A. Ball (Ross-shire, Scotland).

Audio thump

I feel sure that the "thump" Mr. Pinder (Questions Answered, August) complains of is almost certainly due to the output d.c. blocking capacitor charging via the speaker and not the smoothing capacitors.

Assuming the amplifier is a Class B design, fitting a thermistor would be disastrous in that the power supply regulation would be ruined. A 47 Ω resistor would also spoil regulation but to a lesser degree.



The best cure for the thump caused by C1 (Fig. a) is to fit CA and CB as in Fig. b. Both CA and CB are equal to half the value of C1 (probably 2000 μ F).

With the configuration in Fig. b, CA and CB charge in series and the thump is removed.

Circuit 'a' could employ n-p-n or p-n-p types of transistor and C1 could be connected to the power line or earth line via the loudspeaker.—C. Boggis (Braintree, Essex).

Scots ahoy!

If any readers are interested in the formation of an Amateur Radio Group in the Scottish Borders, will they please contact me?—G. Shankie, GM3WIG (8 Ettrick Terrace, Hawick, Roxburghshire).

LETTERS...

The Editor does not necessarily endorse the views expressed by correspondents.

Misconceptions

The letters of messrs Smith and Gibbins (Sept.) contain some misconceptions. Old germanium transistors of the type of OC45, XA102 and others can be persuaded to perform at much higher frequencies than quoted by the makers.

The conservative "alpha cut-off frequency" was used, meaning simply that gain is 3dB down at that frequency, not a lot, and a long way from "maximum frequency", at which gain is unity. At 5 times cut-off frequency amplification is 17dB down, a transistor of hfe 100 would still give useful gain at 20dB down.

Transistors of the same type are never sufficiently alike to make any rule invariable. $\beta 50$, 6Mc/s may imply a manufacturing spread of 0 to 500 β kc/s to 12Mc/s. Of these the inspectorate may pass say 20 to 100 beta, 3Mc/s upwards. In use, a 20 β , 3Mc/s transistor carries the same type number as a 100 β , 12Mc/s. Surplus transistors vary even worse. A combination of very high gain and exceptionally suitable base enables some individual transistors to far outperform the original specification based upon an average transistor. And even the average transistor can be stretched in performance if used with knowledge.

The upper frequency limit can be raised by up to 50% by using the transistor at the optimum current for gain (usually around 1 to 2 mA), and at the maximum allowable voltage. This is because maximum frequency is a function of both current gain and suitability for frequency.—**T. E. Millsom** (London, N.19).

Class "B" fights back

Regarding Mr. Mason's comments last month (July issue), he seems to be condemning the Class "B" licence rather than the proposed Beginner's Licence.

He does not appear to have given the original conception of the class "B" licence much thought.

The idea of the class "B" licence was to increase the activity on the 70cm and other u.h.f. bands (which it did admirably). Allowing the "B" licensees to use two metres is simply to increase activity on this

band and thus helping to stop the reduction of amateur band-space, which is being turned over for commercial use etc. Therefore by condemning "B" licensees, he is condemning the principles of amateur radio in general.

The "B" licence is not for beginners as Mr. Mason seems to think, it is for amateurs primarily interested in v.h.f./u.h.f. techniques.

Perhaps if Mr. Mason had bothered to listen properly on these bands, and heard the standard of operation by G8's (which is in no way inferior to "A" licensees) he may have thought differently when writing his letter.—**G. Jones**, G8AXE (Liverpool).

And again!

I am afraid I cannot agree with Mr. Mason's views towards class B licensees in the July issue of PRACTICAL WIRELESS. There seems to be a general feeling of prejudice against class B licence holders. Perhaps the term "B" conjures up an illusion of their being second-rate operators. This could not be further from the truth because the vast majority of them are experimenters in contrast to a large number of class A licensees who think of their rigs as a telephone substitute. I hope the time has arrived when those holding B licences will be permitted to spread their wings and cease to be regarded as outsiders and inferiors.

Mr. Mason strongly implies that a great deal of harm would be done if class B licensees were allowed to use the bands already occupied by those holding class A licenses. He gives no reason why this should be so but I think it might be quite a good idea if A and B were to merge. Bearing in mind the fact that radio amateurs are supposed to be experimenters and not telegraph operators I feel that the morse test should be abolished. A great deal of good would result on the present overcrowded bands if the energy formerly absorbed by the morse test were diverted towards a raising of the standard of the theory examination. With such a provision co-ordination between A and B licensees would result.—**T. Wright** (N. Ireland).

... and even more

Since the ex-P.M.G. Mr. Edward Short said that he was going to introduce a Beginner's Licence all the comments about it have been against such a licence.

As a keen S.W.L. I hope to get my ticket some day but at the moment I am tied up with "O" level studies, making it impossible to study for the R.A.E. and morse test.

It would therefore be very useful to hold a Beginner's Licence and it would also help me when I take my R.A.E. in a few years' time.—**Jonathan Waters A5438** (London, S.12).

Solid state

In a valved piece of equipment the actual "work" is done on an electron stream moving in a near-vacuum. The contents of a valve (other than the electrodes) are in the "gaseous-phase or state": electrons and residual air molecules.

When equipment is transistorised, the "work" is done inside a crystal of silicon or germanium. By definition, a crystal is solid; therefore the transistors are in the solid-phase or state. A physicist would say "solid-phase", an electronics bod would say "solid-state".

Incidentally, an electrolytic capacitor works in the liquid-phase! —**L. Collier** (Billingham, Teesside).

I like it!

I reply to Mr. Meachim's letter in your September issue of the P.W. I must say I feel sorry for him if he has to listen to experiment Hams Giggling and Squeaking and long drawn out conversations over Oriental Dishes and the removal of warts.

As a short wave listener myself, when I switch on I am prepared to sit back and listen to what they talk about. I find some of their topics very interesting and hope one day to join in the fun, so keep up the good work boys and whether the topic be the removal of warts, how to make a hot pot, or the birth of a baby, Big Brother will be listening. Of course, if one dislikes these topics, the answer is simple—switch off. Hi!—**J. Bennett** (Nun-eaton).

transistorised SIGNAL GENERATOR

JAMES HOSSACK

FOR the serious experimenter who is also blessed with a well-equipped laboratory and unlimited funds, a high-quality signal generator is a necessity. Such an instrument may incorporate ultra-wide frequency coverage, switched modulation, calibrated signal output, provision for scope synchronisation, etc., and, according to its complexity, entail a corresponding depletion of the available monetary budget.

To those enthusiasts of more limited resources who still feel the occasional need for a test instrument which is capable of injecting a signal, of reasonably reliable frequency, into the household transistor, veteran push-button all-wave radiogram, car radio, or even the domestic TV when required to do so, the present instrument fulfils a useful purpose at modest cost.

In the re-alignment of i.f. stages of old-type valve receivers, it matters little whether the actual i.f. is 440 or 470 kc/s, so long as the various circuits are tuned to the selected frequency in such a way as to give maximum gain consistent with reasonable pass-band and freedom from "peaking" or instability and "laboratory" accuracy is not required. Similarly the frequency of 10.7 Mc/s nominally used for i.f. amplification with an f.m. receiver implies a central value located at any point between say 10.3 and 11 Mc/s (too great a deviation will, of course, result in serious interference from short-wave commercials in the 25 or 31 metre bands) together with a reasonably flat response, as indicated by a metered output, for some 200kc/s either side of this point. Again, it may be desired to line-up a home constructed

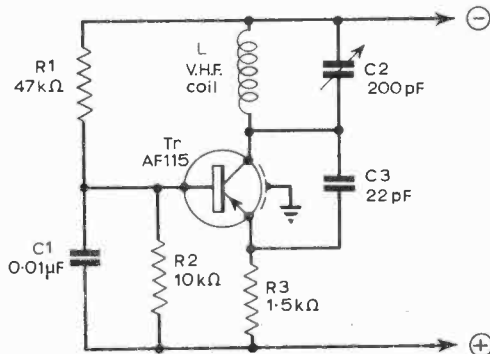



Fig. 1: Circuit of a self-oscillating mixer, as used in many f.m. receivers.



receiver from scratch. For any of these purposes a relatively simple instrument, on the lines of that described here, will serve the purpose admirably.

Circuit Description

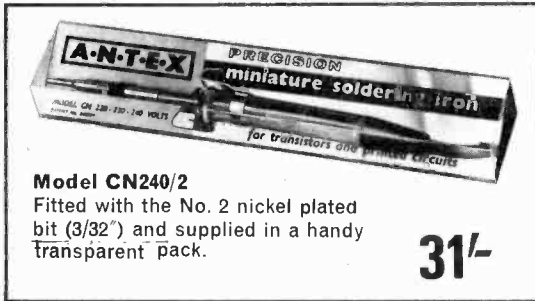

Originally, the author decided to experiment with a transistor oscillator circuit on the lines of the valve generator described in the August, 1968 issue of PRACTICAL WIRELESS. In this case, signals of the correct phase to maintain oscillation were fed back over a double-triode valve, the second grid being grounded directly to chassis.

It soon became apparent that a single transistor can fulfil the same function when its base is effectively grounded, and feedback initiated between collector and emitter by simple capacitive coupling. This is, in effect, similar to the circuit used in the self-oscillating mixer stage of many f.m. receivers, and is illustrated in Fig. 1.

Unfortunately, to oscillate satisfactorily at low frequencies, a fairly large value for C3 is required, and this, in turn, imposes such heavy damping on the transistor that oscillation fails to be maintained over the full range available with C2. The position is improved considerably if a high L/C ratio is used (for example, by inserting a ferrite rod into the tuning coil) but, as quite a long rod is required at the lowest frequency range envisaged, and also since portability was considered very desirable, a different approach was adopted. This consists of the addition of a small auxiliary feedback coil for the lower-frequency inductances, and, since feedback between collector and emitter is substantially in-phase as previously indicated (witness the use of direct capacitive coupling in Fig. 1), the normal tapped coil is unsuitable. This point will be referred to later in connection with coil construction.

Coming now to the audio oscillator used for modulation, and also to provide an output for a.f. test purposes; a more conventional arrangement of oscillator circuit was found to be suitable in this case.

**plug in
the smallest
soldering iron
available**



Model CN240/2
Fitted with the No. 2 nickel plated bit (3/32") and supplied in a handy transparent pack.

31/-

When you buy a British made Antex miniature soldering iron you are buying a specialised precision instrument that has proved its success in the majority of leading companies in the electronics industries throughout the World. These are professional irons for the man who wants the ultimate in precision soldering. The versatility and accuracy of an Antex iron will give you fingertip control over any soldering problem. Send for your Antex iron now. Or you may have our colour catalogue. Simply complete the coupon.

CN 15 watts. Ideal for miniature and micro miniature soldering. 18 interchangeable spare bits available from .040" (1mm) up to 3/16". For 240, 220, 110, 50 or 24 volts.

From Electrical and Radio Shops or send cash to Antex.

32/6

Complete precision soldering kit




This kit—in a rigid plastic "tool-box" — contains everything you need for precision soldering.

- Model CN 15 watts miniature iron, fitted 3/8" bit.
- Interchangeable spare bit, 5/32".
- Interchangeable spare bit, 3/32".
- Reel of resin-cored solder
- Felt cleaning pad
- Stand for soldering iron
- Space for stowage of lead and plug


PLUS 36-page booklet on "How-to-Solder"—a mine of information for amateur and professional.

From Electrical and Radio Shops or send cash to Antex.


49/6




G 18 watts. Ideal for miniature work on production lines. Interchangeable spare bits, 3/32", 1/8", 3/16", and 1/4". For 240, 220 or 110 volts. 32/6.



E 20 watts. Fitted with 1/4" bit. Interchangeable spare bits 3/32", 1/8", 3/16". For 240, 220, 110 or 24 volts. 35/-.

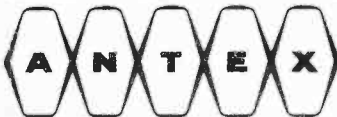


ES 25 watts. Fitted with 1/8" bit. Interchangeable bits 3/32", 3/16" and 1/4". Ideal for high speed production lines. For 240, 220, 110, 24 or 12 volts. 35/-.



F 40 watts. Fitted 5/16" bit. Interchangeable bits 1/4", 3/16", 1/8", 3/32" Very high temperature iron. Available for 240, 220, 110, 24 or 20 volts. 42/6.

Spare bits and elements for all models and voltages immediately available from stock.



PRECISION MINIATURE SOLDERING IRONS

Antex, Mayflower House, Plymouth, Devon
Telephone 0752-67377/67378. Telex 45296

To: Antex, Mayflower House, Plymouth, Devon

Please send me the Antex colour catalogue

Please send me the following irons

Quantity	Model	Bit Size	Volts	Price
.....
.....
.....

I enclose cheque/P.O./cash value.....

NAME.....

ADDRESS.....


Telephone:.....

MOTOR BARGAINS

Ideal for model makers, record players, tape decks, etc.

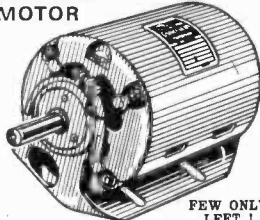


6.3 D.C. Motor. 10.900 r.p.m. at 230mA. 1 1/4 in. x 1 in. diameter. Shaft 1/4 in. long x 3/64 in. diameter, 9/8. P. & P. 2/8.



9v. D.C. Gram deck replacement motor. 2in. x 1 1/4 in. diameter. Shaft 1/4 in. long x 3/32 in., 17/8. P. & P. 2/- FOR **30/-** P. & P. 2/8.

ELECTRIC MOTOR



FEW ONLY LEFT!

Made by Crompton Parkinson. Single phase 1/4 h.p. Motor 230/250v. 50 cycles. 1.3 amps. 1,425 r.p.m. Continuous rating. Spindle 1 1/4 x 3/16 in. dia. Overall size less spindle approx. 8 x 6 in. Perfect condition. A bargain for the work bench. 69/8. Carr. 12/8.

GARRARD DECKS



- 3000 with Sonotone 9TAHC Stereo Cartridge £9.19.8
- 3000 with Sonotone 9TAHC Diamond Stereo Cartridge 210.19.8
- AT60 MK. II less cartridge 213.19.8
- AT60 MK. II with Decca Deram Stereo Cartridge 218.14.0
- SP.25 MK. II less cartridge 211.19.8
- SP.25 MK. II with Decca Deram Stereo Cartridge 218.14.0
- AP.76 less cartridge 223.4.11
- LAB.80 MK. II less cartridge 224.19.8

TEAK FINISH PLINTHS with Perspex cover 6 1/2 gns. (for LAB80 8 1/2 gns.). P. & P. 12/8. Agents for Thorens, Dual, Goldring, etc.


All plus P. & P. 12/8. Mono Cartridge 17/8 extra. Stereo Cartridge 22/8 extra.

SYNCHRONOUS CLOCK TYPE MOTORS




Geared for 40 revolutions per minute. 230v. 50 cycle, with mounting flanges. Size approximately 1 1/4 in. deep x 2 1/4 in. diameter. ONLY 22/8. P. & P. 2/8.

SELECTOR DRIVE



DELAY ACTION TIME SWITCH



0-10 minutes. Size 2 1/4 in. dia. x 2 1/4 in. long inc. 1/4 in. x 3/16 in. dia. spindle. **BARGAIN PRICE** 17/8. P. & P. 2/8.

Numerous applications. Electro magnet and brass tooth wheel. A switch wiper and contacts are coupled to this and arranged to be on for 10 pulses and off for 15. An Auxiliary contact is normally on but off 1 in every 25. Complete with suppressor, resistors, plus series contact for continuous operation. Ideal window displays, switching lamps, models, etc. 12v. or 24v. D.C. Brand new and boxed, 12/8. P. & P. 2/8.

LONDON'S LOWEST COMPONENT PRICES



SEND 4d. POSTAGE FOR OUR NEW FULLY COMPREHENSIVE 24 PAGE CATALOGUE OF VALVES, TRANSISTORS, DIODES, SEMI-CONDUCTORS, TRANSFORMERS, ETC. THOUSANDS OF ITEMS LISTED AND PRICED. SEND NOW AND SAVE MONEY WITH LIND-AIR COMPONENTS.

LIND-AIR OPTRONICS LTD

London's Leading Component Shops

25 & 53 TOTTENHAM CT RD, LONDON W.1. Tel.: 01-580 1116/1117 4534/7679

Open 9 a.m.-6 p.m. Monday to Saturday inclusive. Open Thursday until 7 p.m.

ALL POST ORDERS TO Dept. PW 1168 25 Tottenham Court Road, London, W.1

WEYRAD

COILS & TRANSFORMERS FOR CONSTRUCTORS

Special versions of our P50 Series are now available for AF117 or OC45 Transistors. They can be used in the standard superhet circuit with slight changes in component values, details of which are given in the latest edition of the Constructors' Booklet priced at 2/-.

Oscillator Coil	P50/1AC (For OC45)	P50/1AC (For AF117)	5/4
1st I.F. Transformer	P50/2CC (For OC45)	P51/1 (For AF117)	5/7
2nd I.F. Transformer	P50/2CC (For OC45)	P51/2 (For AF117)	5/7
3rd I.F. Transformer	P50/3CC (For OC45)	P50/3V (For AF117)	6/-
Rod Aerial	RA2W		12/6
Driver Transformer	LFDT4/1		9/6
Output Transformer	OPT1		10/6
Printed Circuit	PCA1		9/6

I.F. TRANSFORMERS & COILS FOR VALVE CIRCUITS

Production of Tuning Coils (Type "H") and I.F. Transformers is being continued and details of these and our other components are given in an illustrated folder which will be forwarded on request with 4d. postage please.

WEYRAD (ELECTRONICS) LIMITED
SCHOOL STREET, WEYMOUTH, DORSET

Generally, any tapped audio coil will provide a continuous a.f. signal if connected between transistor base and earth, with tap connected to the emitter and collector grounded. The author has found that intervalve transformers, tapped chokes, and even transistor output transformers can be induced to oscillate freely, provided careful attention is paid to base biasing arrangements. In the present arrangement a miniature driver transformer was used, the primary and secondary windings being joined at one end so that the feedback direction is correct to maintain oscillation. The correct connections are best determined by trial and error before construction is commenced, otherwise about half the completed assembly may have to be dismantled in order to reverse the connections when it is finally and frustratingly discovered, after switching on the generator for the first time, that a.f. modulation is non-existent.

Figure 2 shows the complete circuit, and a few points are worthy of special mention. First of all, due to the position of the main variable capacitor VC1, it was decided to use a negative earth throughout, so that, diagrammatically, both transistors appear inverted. Secondly, the only switch required (apart from the on/off switch which is combined with the output potentiometer) is the 2-pole 6-way range switch SW1, which is designed also to function as an r.f.-a.f. switch, providing a.f. only at the output point, when in the correct position. This restricts the number of r.f. ranges to five, and also limits the upper-frequency excursion of the generator, due to the fact that the coils have a common connection to the collector at one end, the earth end only being switched. If the collector end were switched, stray capacitances would be appreciably reduced, but a.f. would not be obtainable without additional circuitry. On the other hand, the highest frequency available could probably be doubled, an additional coil range could be added in the sixth switch position, and the additional a.f. switch necessary could be designed to include an unmodulated radio frequency output also, if required.

Whilst in the present design these advantages have been sacrificed in the interests of convenience and portability—bearing in mind, for example, that an unmodulated output is unlikely to be required for simple indication tests, as opposed to accurate laboratory ones—it is not at all difficult to incorporate all the above modifications into the basic design if this is tackled at the outset, and in fact provision is made on the board layout for a sixth coil.

One further point worth commenting on at this stage is the provision of an additional output socket. This connects directly to the fixed vanes of the tuning capacitor, and enables capacity tests to be

★ components list

Resistors:

R1	47k Ω	R4	1.5k Ω
R2	10k Ω	R5	200 Ω
R3	47k Ω		
All $\frac{1}{2}$ -watt 10%			
VR1	500k Ω		

Capacitors:

C1	0.01 μ F	C5	120pF
C2	0.01 μ F	C6	10pF
C3	0.0018 μ F	C7	0.001 μ F
C4	33pF		
VC1	400pF variable air-spaced		

Transistors:

Tr1	OC71
Tr2	AF115

Miscellaneous:

T1 midget driver transformer (Henry's Radio); Sw1a/b 2-pole 6-way rotary (Henry's Radio); Sw2 d.p. on/off switch; metal cabinet; 2 coaxial sockets; Veroboard; Perspex; 4 x $\frac{1}{4}$ in. ferrite cores; 2 x $\frac{1}{2}$ in. pointer knobs; 1 x $1\frac{1}{4}$ in. knurled knob with cursor; PP3 battery.

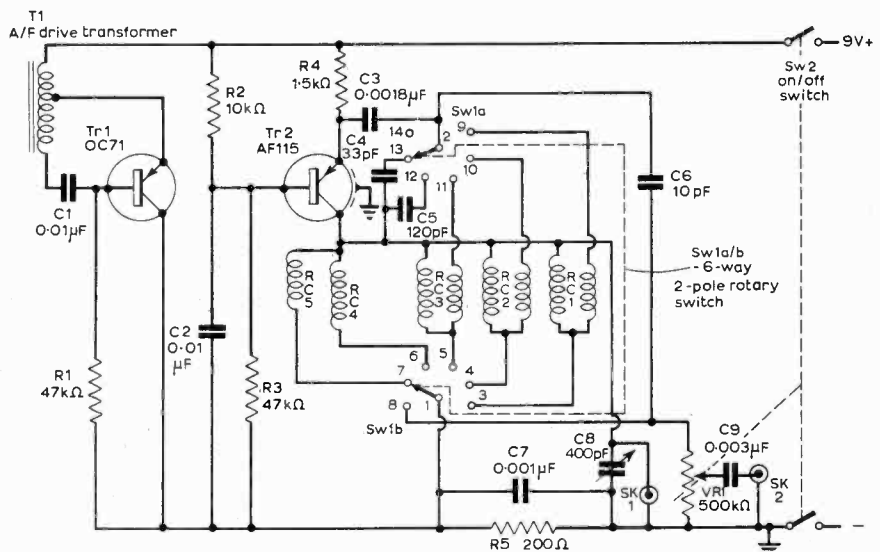


Fig. 2: Complete circuit of the transistorised signal generator.

carried out on small fixed capacitors in the range 15-400pF. These tests will be described further in the section on use of the instrument. Finally, the function of R5 should be mentioned. This resistor is common to the r.f. and a.f. sections, and therefore functions as a modulation resistor, the value determining the depth of modulation obtainable. However, since the r.f. frequency is slightly sensitive to variations of the collector voltage of the AF115, some frequency modulation of the r.f. output is unavoidable, and the value of 200 Ω shown was chosen to give the best compromise between modulation depth and undesirable frequency spread.

Construction

The container used in the prototype was actually an iron-clad junction box measuring $4 \times 4 \times 1\frac{1}{2}$ in. (inside dimensions). Any similar type of metal box is suitable, for example a die-cast aluminium chassis of the above dimensions would serve admirably, although a metal rear cover would be needed to avoid unwanted radiation, and also to hold the battery in position.

Commence by drilling the front of the box to take the variable capacitor VC1 (centre), together with the range switch, output control, and two output sockets, each located at one of the four corners of the front panel. The "works" proper are constructed in two sections. Firstly, the modulation portion (OC71, transformer T1, and associated components) are built on to a small piece of Veroboard $\frac{1}{2} \times 1\frac{1}{2}$ in. Since room is available here, it is worth including the AF115 base lead and base biasing components as well, cutting the former lead to a length of about $\frac{1}{2} - \frac{3}{4}$ in. before soldering in position. The Veroboard layout is shown in Fig. 3. Now, place this unit on one side and obtain a rectangle of $\frac{1}{4}$ in. thick Perspex, $2\frac{1}{4} \times 1\frac{1}{2}$ in. to hold the coils and other r.f. components, as well as the completed Veroboard unit, which will be mounted in position as described later.

A few words about the use of Perspex as a working material is perhaps relevant at this point. While Veroboard could, of course, have been used throughout, slightly greater difficulty would have been encountered, both with the coil mounting, and in fixing the completed generator in position inside the cabinet, bearing in mind the very small clearances available for inserting fingers, pliers, or tweezers, in order to fit nuts in position, etc. (Constructors who can boast fingertip diameters of less than $\frac{1}{16}$ in. are clearly at a considerable advantage when making up units of this type!) One further advantage of Perspex is its ease of working, particularly as regards thread-tapping. All that is required here is to drill a hole slightly smaller than the diameter of the bolt, insert the latter into this hole (most bolts are slightly end-tapered, so that the first thread will jam in tightly), and heat the bolt with a soldering-iron applied to its centre. After a few seconds, the Perspex will begin to soften slightly, and if the bolt is now screwed carefully clockwise, then slightly anti-clockwise, in the manner of a tap, repeating until the hole is as

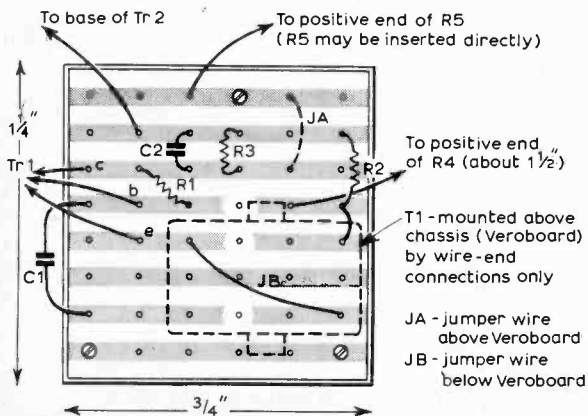


Fig. 3: Veroboard wiring and layout (copper strip side).

deep as required, a perfect thread will be formed when the Perspex has cooled. This trick is used (a) to mount the coils, by tapping threads for $\frac{1}{16}$ in. ferrite cores *several threads deep only*, using a brass screw of the same thread pitch, and (b) to position fixing screws for the Perspex itself and for the other components including the Veroboard unit, by tapping either all the way through, or half-way through only, depending upon whether the connection or fixing bolt has to be insulated from chassis. The actual template used in these operations is illustrated in Fig. 4.

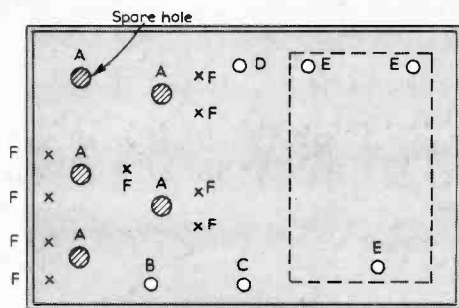


Fig. 4: Coil template made from Perspex (see text). Drilling dimensions are given below.

A Hole drilled and partly tapped from top for $\frac{1}{16}$ in. cores; B hole drilled and partly tapped from top for 6BA headless bolt; C clearance hole for 6BA bolt to hold Perspex and also take soldering tag for earth connections; D hole drilled and partly tapped for 6BA bolt to hold Perspex; E hole drilled and partly tapped from top for 8BA headless bolts to mount Veroboard on the Perspex; F wire connecting posts (see text).

When drilling and tapping are completed, the ferrite cores are screwed into position and the Veroboard unit can then be mounted, using the 8BA headless bolts—note that the latter must be insulated from earth in the way already described.

One point concerning the Perspex board is the provision of wire "connecting posts", prepared by pressing $\frac{1}{16}$ in. lengths of 18 s.w.g. heated copper wire about half-way into the Perspex in the positions shown in Fig. 4. These will remain solidly in position when cold, and are useful for anchoring the fine wire ends of the coils, and for the transistor connections. Ensure that the correct coil ends are soldered to the appropriate posts. However, take care not to overheat when soldering, otherwise they may soften, and come away from the Perspex. Alternatively, use a heat shunt in the same manner as when soldering a transistor connection.

Winding the Coils

We now come to the rather exacting operation of coil winding, one requiring a fair amount of time, patience, and manual dexterity (see Table 1).

The coil formers are very simply made from cart-ridge paper or thin card wrapped once around a ferrite core and Sellotaped to form a fairly loose-fitting cylinder over the core, approximately $\frac{1}{16}$ in. long. A further thin band of Sellotape at either end forms "end-cheeks", and leaves a central recess about $\frac{1}{16}$ in. wide, just over $\frac{1}{16}$ in. diameter and about

INCREASE YOUR KNOWLEDGE



RADIO TELEVISION ELECTRONIC ENGINEERING

MEMBER OF THE ASSOCIATION
OF BRITISH CORRESPONDENCE COLLEGES

MANY COURSES TO CHOOSE FROM incl.
RADIO & TV ENGINEERING & SERVICING,
TRANSISTOR & PRINTED CIRCUIT SERVICING,
CLOSED CIRCUIT TV, ELECTRONICS,
NUMERICAL CONTROL ELECTRONICS,
TELEMETRY TECHNIQUES, SERVOMECHANISMS,
PRINCIPLES OF AUTOMATION,
COMPUTERS, ETC.

ALSO EXAMINATION COURSES FOR
C & G. Telecommunication Technicians' Certs
C & G. Electronic Servicing
R.T.E.B. Radio TV Servicing Certificate
P.M.G. Certificates in Radiotelegraphy
Radio Amateurs' Examination

BUILD YOUR OWN RADIO AND INSTRUMENTS
With an ICS Practical Radio & Electronics Course you gain a
sound knowledge of circuits and applications as you build your
own 5-valve Superhet Receiver, Transistor Portable, and high-
grade test instruments, incl. professional-type valve volt meter
(shown below). Everything simply explained. All components
and tools supplied. For illustrated brochure, post coupon below.



THERE IS AN ICS COURSE FOR YOU

Whether you need a basic grounding, tuition to complete
your technical qualifications, or further specialized
knowledge, ICS can help you with a course individually
adapted to your requirements.

There is a place for you among the fully-trained men.
They are the highly paid men—the men of the future.
If you want to get to the top, or to succeed in your own
business, put your technical training in our experienced
hands.

ICS Courses are written in clear, simple and direct language,
fully illustrated and specially edited to facilitate individual
home study. You will learn in the comfort of your own
home—at your own speed. The unique ICS teaching
method embodies the teacher in the text; it combines
expert practical experience with clearly explained theoretical
training. Let ICS help you to develop your ambitions and
ensure a successful future. Invest in your own capabilities.

FILL IN AND POST THIS COUPON TODAY

You will receive the FREE ICS Prospectus listing the examination
and ICS technical courses in radio, television and electronics
PLUS details of over 150 specialised subjects.

PLEASE SEND FREE BOOK ON

NAME

ADDRESS

OCCUPATION AGE

INTERNATIONAL CORRESPONDENCE SCHOOLS
Dept. 170, INTERTEXT HOUSE, PARKGATE ROAD, London, SW11
11/68

BENTLEY ACoustic CORPORAION LTD.

Suppliers to H.M. Government

38 CHALCOT ROAD, LONDON, N.W.1

Telephone Primrose 9090

ALL GOODS LISTED BELOW, ACTUALLY IN STOCK, ALL GOODS ARE NEW, BEST QUALITY MANUFACTURED ONLY, AND SUBJECT TO MAKERS' FULL GUARANTEE, PLEASE NOTE THAT WE DO NOT SELL ITEMS FROM USED EQUIPMENT NOR MANUFACTURERS' SECONDS & REJECTS, WHICH ARE OFTEN DESCRIBED AS "NEW AND TESTED" BUT HAVE A SHORT AND UNRELIABLE LIFE.

OA2	5/-	4D3	7/6	12AE6	7/6	78	4/9	D192	4/9	EP89	4/9	MHD4	7/6	R16	34/11	VU120	12/-	BA129	2/6	OA81	1/9
OB2	4/-	4D6	3/-	12AT6	7/6	85A2	8/6	D194	5/6	EP91	3/3	MHL4	12/6	R17	17/6	VU120A12/-		BA130	2/6	OA85	1/6
OZ4	6/8	6E5	8/6	12AT7	4/6	90AG	6/78	D196	7/8	EP92	2/2	MHLD6	12/6	R18	9/6	VU133	7/-	BC10	5/-	OA86	4/4
IAS	4/8	6F1	8/9	12BA6	5/-	90AV	6/78	D1810	10/6	EP94	2/6	MHLD2	12/6	R19	6/6	W42	11/-	BCY2	5/-	OA90	2/6
IA5	5/-	6FG4	4/-	12AU7	4/6	90CC	3/4	DM70	6/-	EP95	4/9	M12/14/4		RK34	7/6	W31M	24/6	BCY3	5/-	OA91	3/6
1A7GT	7/-	6F6M	7/6	12AV6	5/6	90CV	33/6	DM71	7/6	EP97	3/-	MX40	12/6	SP13C	12/6	W33	10/6	BCY4	5/-	OA92	3/6
1C1	4/9	6F12	3/3	12AV7	8/-	90C1	10/-	DW4/350		EP98	10/6	N78	38/4	SP42	12/6	W76	3/6	BCY5	5/-	OA200	1/6
1C2	7/9	6F18	3/8	12AX7	4/8	150B2	14/6		8/6	EF183	6/-	N108	26/7	SP61	2/6	W77	2/6	BCY9	5/-	OA202	2/-
1C3	6/6	6F14	15/-	12AY7	9/9	150C2	5/-	DW4/500		EF184	6/8	N102	7/6	TDD4	7/6	W81M	6/-	BCZ11	3/6	OA210	9/6
1C5	4/9	6F15	10/9	12BA6	5/-	161	15/-		8/6	EP804	20/6	N339	25/-	TH4B	10/-	W101	26/2	BC107	4/6	OA211	13/6
1D5	6/9	6F17	12/6	12BE6	5/8	185BT	35/-	DY46	5/9	EH90	6/6	N359	7/6	TH233	7/6	W107	7/7	BC108	3/9	AZ20012/9	
1D6	9/6	6F18	8/6	12BH7	6/-	301	20/-	DY87	2/6	EL32	3/2	P61	2/6	TP22	5/-	W729	10/-	BC109	4/6	AZ220110/6	
1FD1	6/-	6F23	12/3	12E1	17/6	302	16/6	E80F	24/-	EL33	12/-	PABC80	7/6	TP25	5/-	X24	16/6	BC113	5/6	AZ2205	9/6
1FD9	3/9	6F24	10/-	12F6T	2/6	303	15/-	E83F	12/-	EL34	9/6	PC96	10/6	TP2620	9/6	X41	10/6	BC115	3/6	AZ2206	9/6
1G6	9/6	6F25	10/-	12J7GT	6/6	305	16/6	E88CC	12/-	EL35	10/6	PC98	9/6	TY96F	12/2	X61	5/9	BC118	4/6	AZ2207	9/6
1HGCT	7/-	6F28	10/6	12K5	10/-	306	13/-	E180CC	8/-	EL36	8/6	PC99	8/6	UABC80	5/9	X65	5/6	BC119	5/6	AZ2208	9/6
1L4	2/6	6F32	3/6	12K7GT	3/6	807	11/9	E180F	17/6	EL37	16/6	PC97	7/6	UBAF42	4/6	X63	5/6	BD119	9/6	AZ2209	9/6
LLD5	5/-	6G6G	2/6	12K8GT	7/9	956	2/-	EA50	1/6	EL41	9/3	PC90	8/9	UBA1	10/6	X64	5/6	BFY52	5/6		
LLN5	4/6	6H6GT	1/6	12Q7GT	3/6	1821	10/6	EA76	13/-	EL42	9/6	PC84	6/6	UBC41	7/6	X66	7/6	BFY51	4/6	AZ22010/6	
1NSGT	7/9	6J5G	3/9	128A7GT8/9		5763	10/6	EABC80	6/-	EL81	8/6	PC85	9/6	UBC81	6/6	X76M	7/9	BFY52	5/6	AZ2213	7/-
1P1	7/6	6J5GT	4/6	128C7	4/6	6066	8/6	EAC91	3/3	EL33	9/6	PC88	11/6	UBF80	5/9	X81M	29/1	BF154	5/6	AZ2224	9/6
1P10	4/9	6J6	3/6	128G7	3/6	7193	10/6	EAB42	8/6	EL34	8/6	PC89	9/6	UBF89	5/9	X101	29/1	BF159	5/6		
1P11	5/6	6J7G	4/6	128H7	3/6	7475	4/-	EB34	7/6	EL85	7/6	PCC189	9/3	UBL21	9/6	X109	29/1	BF163	4/6	OC19	25/6
1R5	4/9	6J7GT	8/6	128J7	4/6	A1834	20/-	EB41	4/6	EL86	8/6	PCF80	6/6	UC92	5/6	X169	29/1	BF167	2/6	OC22	5/6
184	4/9	6K6GT	5/-	128K7	3/6	AC'044	14/-	EB91	2/3	EL91	2/6	PCF82	6/3	UC94	8/6	X165	5/6	BF173	2/6	OC23	7/6
186	3/9	6K7G	2/-	128Q7GT7/8		AC'2PEN		EB41	8/6	EL92	5/6	PCF84	8/6	UC98	8/6	Z63	4/9	BF180	12/6	OC24	14/6
1T3	2/9	6K7GT	4/6	128R7	5/-	128S7	5/-	EB29	1/6	EL93	9/6	PCF85	8/6	UC99	8/6	Z77	3/3	BF185	5/6	OC25	5/6
1U4	5/6	6K8G	3/-	12Y4	2/-	AC'PEN	19/6	EC39	4/6	EL94	9/6	PCF87	8/6	UC99	8/6	Z77	3/3	BF185	5/6	OC26	5/6
1U5	5/3	6K8GT	7/6	13D1	5/-	DD	19/6	EC91	5/6	EL95	5/6	PCF89	9/6	UC99	8/6	Z399	11/9	BF185	5/6	OC27	5/6
2A7	12/6	6L6GT	7/9	13D3	9/-	AC'PEN	4/9	EBF80	5/9	EM84	6/6	PCF805	8/9	UC98	8/6	Z729	6/6	BTY34/4/4/4		OC28	5/6
2D13C	7/-	6L1	19/6	14H7	9/6	AC'PEN	5/6	EBF85	7/6	EM85	1/6	PCF806	11/6	UC82	7/6	Z759	23/6	BY100	4/6	OC29	16/6
2D21	5/6	6L18	7/6	14H7	15/6		19/6	EBF89	9/6	EM87	7/6	PCF808	12/6	UC83	9/6			BY105	10/6	OC30	7/6
X22	3/6	6L2	12/6	14K7	8/6	AC'PEN	19/6	EB12	10/6	EM87	7/6	PCF808	12/6	UC83	9/6			BY106	10/6	OC31	10/6
3A3	3/6	6L2D	6/6	19A10	9/6		19/6	EC52	4/3	EM87	7/6	PCF808	12/6	UC83	9/6			BY126	6/6	OC32	10/6
3A5	8/6	6N7GT	6/6	19AQ5	4/9	AC'TH10/0		EC53	12/6	EM88	8/3	PCL83	8/9	UF80	6/6	2G225	10/6	BY234	4/6	OC33	11/6
3B7	5/6	6P1	12/6	20D1	13/6	AC'TP	19/6	EC54	8/6	EM88	8/3	PCL84	8/9	UF85	7/3	2N2404	6/6	BY236	4/6	OC34	10/6
3D6	5/6	6P25	12/6	20D1	13/6	AC'VP112/-		EC54	8/6	EM88	8/3	PCL85	8/3	UF86	9/6	2N2297	4/6	BY238	4/6	OC35	10/6
3Q4	5/4	6P26	12/6	20D4	20/6	AC'VP211/-		EC86	16/3	EM87	6/6	PCL86	8/3	UF89	5/9	2N2389A/4/3		BY235	20/6	OC36	10/6
3Q6GT	6/6	6P28	26/6	20Q2	14/6	ATP4	2/3	EC88	10/3	EM89	15/6	PCL88	15/6	UF91	6/6	2N2312/5/0		BY242	5/6	OC37	12/6
384	4/9	6Q7G	5/-	20L1	13/6	AZ1	8/6	EC92	6/6	EM91	3/6	PEN45	7/6	UF91	6/6	2N2366	8/0	BY211	5/6	OC38	3/6
3V4	5/6	6Q7GT	8/9	20P1	17/6	AZ31	8/9	EC93	15/6	EM85	6/6	PEN45DD		UF91	6/6	2N2366	8/0	BY212	5/6	OC39	1/6
4D1	3/9	6R7G	5/6	20P3	18/6	AZ41	6/6	EC92	4/6	EZ40	7/3	UM80	5/6	UA129	3/6	BY215	35/6	CG126	5/6	OC40	5/6
5R4GY	8/9	68A7GT	7/6	20P4	17/6	B36	4/9	EC93	29/1	EZ41	7/3	PEN46	4/6	URIC	10/6	AA213	3/6	CG126	5/6	OC41	5/6
5U4G	8/9	68A7	7/6	20P5	17/6	B39	6/6	EC94	29/6	EZ40	8/6	PEN385	9/6	UC5	7/6	AC107	3/6	CG126	5/6	OC42	5/6
5V4G	7/9	68C7GT	6/6	25A8G	7/6	EC95	4/6	EC94	4/6	EZ41	8/6	PEN384	5/6	UC13	16/6	AC113	5/6	CG126	5/6	OC43	5/6
5Y3GT	6/6	68G7	6/6	25L6G	4/9	CK606	6/6	EC94	9/6	EZ90	3/6	UC118	4/6	UC12	10/6	AC114	8/6	CG126	5/6	OC44	2/6
6Z3	7/6	68H7	3/-	25Y5	5/6	CL4	19/6	EC98	4/6	PC4	12/6	PEN453	DD	UC12	10/6	AC126	2/6	GD4	6/6	OC45	1/6
5Z4G	7/6	68J7	5/6	25Y6G	8/6	CL33	19/6	EC92	4/6	FW4/500/6/6		UC12	9/6	UC12	9/6	AC127	2/6	GD5	5/6	OC46	1/6
6/3012	12/6	68K7GT	4/6	25Z4G	6/6	CV6	10/6	EC93	4/6	FW4/800/6/6		PEN44	19/6	UC12	10/6	AC128	2/6	GD6	5/6	OC47	1/6
6A8G	6/6	68L7GT	4/9	25Z5	7/6	CV63	10/6	EC94	5/6	G2301	14/6	UC13	10/6	UC13	10/6	AC134	5/6	GD6	4/6	OC48	1/6
6AC7	3/6	68M7	3/6	25Z6G	6/6	CV71	12/6	EC95	5/6	G232	9/6	UC13	10/6	UC13	10/6	AC135	6/6	GD6	4/6	OC49	1/6
6AG5	2/6	68Q7GT	6/6	30C1	6/6	CV428	18/6	EC98	7/6	G233	12/6	UF120	12/6	UC12	10/6	AC136	4/6	GD10	4/6	OC50	1/6
6AG7	5/9	68S7	2/-	30C15	13/6	CV1	16/4	EC91	3/6	G234	10/6	PL36	9/6	UC16	15/6	AC137	5/6	GD11	4/6	OC51	1/6
6AJ5	8/6	6U4GT	9/6	30C17	13/6	CV1C	10/6	EC9189	9/6	G237	14/6	PL36	9/6	UC16	15/6	AC135	5/6	GD12	4/6	OC52	1/6
6AK5	4/9	6U6G	5/-	30C18	8/9	CV31	7/9	EC9404	12/6	H30	5/6	PL38	19/9	UC19	20/6	AC136	5/6	GD14	10/6	OC53	1/6
6AK6	6/6	6U7G	7/6	30F5	5/9	D1	1/3	EC9407	12/6	HABC808	2/6	PL81	7/6	UC19	4/9	AC167	12/6	GD15	3/6	OC54	1/6
6AK8	6/6	6AK8	3/6	30FL1	15/6	D15	15/6	EC90	6/6	H12	7/6	PL81A	7/6	UC19	4/9	AC168	12/6	GD16	10/6	OC55	1/6
6AL5	2/3	6V6GT	6/6	30FL12	15/6	D41	10/6	EC92	6/6	H13C	4/6	PL82	5/9	UC25	13/6	AC169	6/6	GET102	4/6	OC56	1/6
6AM4	16/6	6X4	3/6	30FL13	6/6	D63	5/6	ECF86	9/6	H123	6/6	PL83	6/6	UC26	10/6	AC176	11/6	GET103	4/6	OC57	1/6
6AM5	2/6	6X5GT	5/-	30FL14	12/6	D77	2/3	ECF84/42/-		H123DD5/-		PL84	6/3	UC31	6/6	AC177	5/6	GET10518/-		OC58	1/6
6AM6	3/6	6Y7G	12/6	30L1	6/6	DAC32	7/6	ECF8512/6		H14	3/6	PL302	11/6	UC33	13/6	AC177	3/6	GET113	4/6	OC59	1/6
6AG5	4/9	7A7	12/6	30L15	13/9	DAP96	8/6	ECF86	6/6	H141DD		PL302	12/6	UC33	13/6	AC178	5/6	GET114	4/6	OC60	1/6
6AR6	20/-	6A7	6/6	30L16	8/6	DAR96	8/6	ECH35	5/9	H142D	19/6	PL304	13/6	UC33	34/11	AC179	8/6	GET116	7/6	OC61	1/6
6AT6	4/6	7B6	10/9	30P4	12/-	DC90	8/6	ECH42	9/6	H142DD8/-		PL302	15/6	UC45	15/6	ACY20	4/9	GET119	4/6	OC62	1/6
6AU6	5/-	7B7	7/6	30P4MR		DD4	10/6	ECH51	5/3	HX309	27/4	PM84	9/3	UC50	5/6	ACY21	5/6	GET1573	8/6	OC63	1/6

$\frac{1}{4}$ in. deep for the wire itself. It is useful to push the coil former partly over a core while winding, since this enables a better grip to be obtained. Commence with the coil for range 4 (range 5 coil is uncored, and may be self-supporting—see later). This is merely a single winding, consisting of 24 turns of 30 s.w.g. enamelled copper wire wound side by side in the available space, and held in position with Sellotape. Leave approximately $\frac{1}{2}$ in. wire ends for connections.

Now proceed to the double-wound coils for ranges 1, 2 and 3. Two procedures are available here for securing correctly phased windings. The simplest is merely to wind on two separate coils, referring to the data in Table 1, and separating the four ends so that one pair of wires is joined together as in Fig. 5.

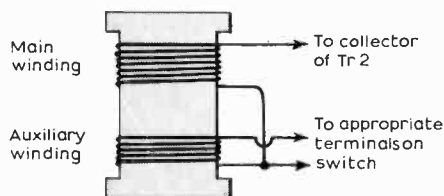


Fig 5: Interconnections for the double wound coils.

Note that the windings are in the same direction, and that the *start* of one winding is joined to the *start* of the second. The other method is to commence winding a short distance along the wire (approximate distances are indicated in Table 1), leading out the start of this winding to act as a tap. Winding is thus initially bifilar. Wind on, using this double or bifilar mode, the number of turns specified for the auxiliary winding, then lead out the short wire-end (which is, in fact, the true "start" of the wire), Sellotape in position, and continue winding with, of course, one wire, until the *total* number of turns is equal to that specified for the main winding.

Although it sounds complicated on paper, the latter method is actually very easy to carry out in practice, and enables the rather large amount of very fine wire used, for example, in coil 1, to be accommodated easily and neatly in the available space. The final operation is to cement the wire firmly in position with coil cement, and when dry, shorten and bare the three connections and test the coil by fitting it over one of the cores (it should slip easily over the latter without, however, undue play) and, if desired, connecting it into a simple transistor circuit to test for oscillation over the specified range. This last step is well worth while. Oscillation should be easily detected on a nearby receiver as heterodyne whistles present over the range in question, or

perhaps as harmonics of double or treble the fundamental frequency.

Now mount all coils in position over the cores, and connect to the wire anchoring leads already described. Wire up the transistor and remaining components, and solder on flying leads approximately $1\frac{1}{2}$ or 2 in. long for subsequent connection to the range switch.

Two holes should have already been drilled in the side of the cabinet adjacent to the switch to take the fixing screws for the Perspex, and, if tapped threads have been prepared as already described, no difficulty should be experienced in mounting the board in position close to the range switch, as can be seen in the photograph (interior view). Before doing this it is probably wise to check over all connections, and also to fit a small aluminium bracket inside the cabinet to hold the battery, as well as socketting up the output level control and output sockets, since these points may be rather inaccessible once the unit is in position. Finally, solder the flying leads to the switch connections and tuning capacitor, and the generator is ready for testing.

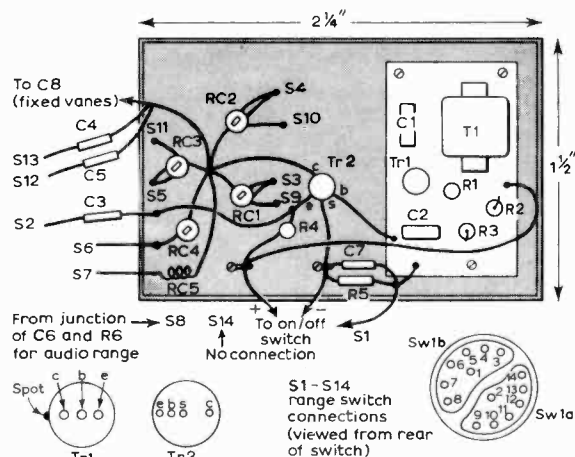


Fig 6: Layout showing the r.f. oscillator coils and audio oscillator panel.


Calibration

Switch first of all to range 6 (extreme clockwise position of the switch), and test that an audio signal is appearing at the output, either with a pair of headphones or by injecting into an amplifier or the a.f. section of a receiver. The output level control should attenuate evenly from a maximum of about 200mV.

TABLE 1.

Coil reference	Range	Approx. frequency coverage	Wire size	Number of turns		Approx. length of aux. coil for bifilar winding (see text)	Coil diameter
				Main coil	Auxiliary coil		
RC1	1	200—400kc/s	40 s.w.g.	380	65	6ft.	} To fit over $\frac{1}{2}$ in. core (see text) $\frac{5}{16}$ in.
RC2	2	400—950kc/s	36 s.w.g.	160	35	3ft.	
RC3	3	1000—1800kc/s	32 s.w.g.	70	20	2ft.	
RC4	4	7.5—16.0Mc/s	30 s.w.g.	24	—	—	
RC5	5	19—45Mc/s	20 s.w.g.	5	—	—	

Now switch to range 1, which is the lowest frequency range. If the coil test previously mentioned has been carried out, the coverage should have been established as approximately correct, and if so, a heterodyne will be heard with the long-wave light programme at 200kc/s on an adjacent receiver. This should be close to the low-frequency end of the variable capacitor setting (vaner fully meshed), and, if it is not, carefully slide the range 1 coil out from its core a little, until the 200kc/s position is correct. This coil can then be locked in position by spotting with cement, both inside and outside the core.



Internal view of the signal generator.

At this stage, it should be stressed that only a very approximate degree of output attenuation of r.f. is possible with a simple attenuation circuit of the type used here. In fact, unless the metal cabinet is earthed directly to the earth of the circuit under test, and the output taken via a coaxial lead, attenuation will be non-existent since radiation from the cabinet will be picked up more or less directly. This is especially the case for sets with ferrite rod aeriars, when strong pickup can occur over several yards. For simple frequency test of the type envisaged (including calibration) this is no disadvantage, but it could be significant, for example, when aligning i.f. stages. Hence, the use of a properly screened and earthed coaxial lead in such cases is recommended.

Now is the time to fit a simple cardboard dial and pointer knob, having first pencilled on two 0—180 deg. scales on either side of a horizontal line passing through the tuning capacitor spindle. Having determined the 200kc/s point accurately, keep the generator tuned to this position, and switch the receiver to medium wave. Find the dial reading corresponding to 600kc/s (500M.) This represents the third harmonic of the generator frequency, and sweeping the receiver dial around this area should enable the characteristic tone to be heard, indicating that the receiver is tuned to exactly 600kc/s. Being a harmonic, it may be necessary to move receiver and generator closer together, or swing the former from side to side, to ensure sufficiently strong pickup. If the tuning point now coincides with the appropriate wavelength on the receiver dial, it may be

assumed that the latter is reasonably accurate, and it ought to be fairly safe to employ it for calibration purposes, at least on the first three ranges. If the fifth harmonic of 200kc/s, at a reading of 1Mc/s, is audible, a further check for receiver accuracy can be made. If the receiver calibration is obviously well out, while, in theory, it can still be used by making use of broadcast stations of known frequency, the author's recommendation is to beg, borrow or even buy an accurate receiver—preferably an all-wave one, at the same time making a mental note to re-trim the faulty receiver as and when the signal generator is fully operational.

Returning to the calibration, and assuming that the receiver accuracy is sufficient; move the generator dial slowly in the high-frequency direction, and follow the tone with the receiver dial until 660kc/s—or the corresponding wavelength in metres—is reached. Mark this spot as 220kc/s on the generator dial. Repeat the procedure until range 1 is fully calibrated. Now switch to range 2, and check the approximate coverage. The low-frequency end of this range should be close to 400kc/s, and using the receiver at the second harmonic point (800kc/s = 375M.), this reading can be accurately marked on the scale for range 2. Repeat the procedure of range 1 as far up as 550kc/s; beyond this, the fundamental will prove more useful, as the generator is now within the medium-wave band. When the coverage has been satisfactorily determined and calibration of this range completed, lock the coil on its core, as with range 1.

Range 3 also covers medium-wave for part of its spread, so a similar drill is carried out, although the extreme high-frequency end may need to be calibrated either by graphical interpolation or by using harmonics falling in the receiver short-wave band.

For range 4, a short-wave receiver is, of course, essential. This range covers the most useful portion of the short-wave band (roughly, 18-40 metres). Because of the different circuitry of the oscillator, however, the output is lower than on the first three ranges, so that direct contact with the receiver aerial (usually a whip aerial in the case of a transistor portable) may be required. A probe made up from an old coaxial plug will prove a handy accessory in this case, and will also be useful later, if it is desired to use the generator as a hand-held signal injector for directly probing around inside faulty receivers or amplifiers. Its small size makes it ideal for this application. It is stressed once more however, that the output control will not function satisfactorily in these cases.

One more point about calibration of this range—it is very easy, with some cheap non-selective short-wave sets, to pick up harmonic or image signals from the generator, mistaking these for the main fundamental. To avoid this, it is essential to carefully examine the readings obtained and, if necessary, enter them on graph paper, as, by this means, any erroneous values will be quickly spotted. As before, lock the coil in position once the calibration has been completed.

No mention has yet been made of the coil for range 5, covering the highest frequencies. This can be quite a tricky range to make operational, particularly since a fairly strong degree of oscillation is needed to provide the harmonics necessary for f.m. and TV testing. On the other hand, the connecting points to this coil are very accessible, and, once the

DRY JOINT TESTER

The most reliable way of testing for a dry joint is to measure the resistance between the component lead and the printed circuit board. Our kit for doing this comprises a large scale (3in.) moving coil meter, a variable resistance for adjusting zero setting, and a wiring diagram with instructions. The only additional items you will need are a battery, some wire, a pair of test rods. Price 19/6, postage and insurance 2/6.

FLUORESCENT CONTROL KITS

Each kit comprises seven items—A choke, 2 tube ends, starter, starter holder and 2 tube clips, with wiring instructions. Suitable for normal fluorescent tubes or the new "Grolux" tubes for fish tanks and indoor plants. Choices are super-sensible, mostly resin filled. Kit A—16-20 w. 19/6. Kit B—30-40 w. 19/6. Kit C—50 w. 19/6. Kit D—125 w. 22/-. Kit E—85 w. 19/6. Kit F.1 is for 6in., 9in. and 12in. miniature tubes, 19/6. Postage on Kits A and B 4/6 for one or two kits then 4/6 for each two kits ordered. Kits C, D and E 4/6 on first kit then 3/6 for each kit ordered. Kit F.1 3/6 on first kit then 3/6 on each two kits ordered.

REED SWITCH

Suitable for dozens of different applications, such as burglar alarms, conveyor belt switching. These are simply glass in cased switches which can be operated by a passing permanent magnet coil. A special plug enables us to offer these at 2/6 each, or 24/- a dozen. Suitable magnets are 1/- each.

MINIATURE WAFER SWITCHES

4 pole, 2 way—3 pole, 3 way—4 pole, 3 way—2 pole, 4 way—3 pole, 4 way—2 pole, 6 way—1 pole, 12 way. All at 3/6 each. 36/- dozen, your assortment.

WATERPROOF HEATING ELEMENT

26 yards length 70W. Self-regulating temperature control. 10/- post free.

BLANKET SWITCH

Double pole with neon let into side so luminous in dark. Ideal for dark room light or for use with waterproof element—new plastic case. 5/6 each.

BLANKET SIMMERSTAT

Although looking like, and fitted as an ordinary blanket switch, this is in fact a device for switching the blanket on for varying time periods, thus giving a complete control from off to full heat. Also suitable for controlling the temperature of any other appliances using up to 1 amp. Listed at 27/6 each, we offer these while our stock lasts at only 12/6 each.

PHOTO-ELECTRIC KIT

All parts to make light operated switch/burglar alarm/counter, etc. Kit comprises printed circuit. Laminated Boards and chemicals. Latching relay. Infra-red sensitive Photocells and Hood, 2 transistors, cond., terminal block. Plastic case. Essential data, circuits and P.C. chassis plans of 10 photo-electric device including auto. car parking light, modulated light alarm. Simple invisible ray switch—counter—ray light alarm—warning tone electronic alarm—project lamp stabiliser, etc., etc. Only 39/6, plus 2/- post and insurance.

PP3 ELIMINATOR. Play your pocket radio from the mains! save £6. Complete component kit comprises 4 rectifiers—mains dropper resistances, smoothing condenser and instructions, only 8/6 plus 1/- post.

THERMOSTATS

Type "A" 15 amp. for controlling room heaters, greenhouses, airing cupboard. Has spindle for pointer knobs. Quickly adjustable from 30-80°F. 9/6 plus 1/- post. Suitable box for wall mounting, 5/- P. & P. 1/-.

Type "B" 15 amp. This is a 17in. long rod type made by the famous Sunclo Co. Spindle rods adjust this from 50-550°F. Internal screw alters the setting so this could be adjustable over 30° to 1000°F. Suitable for controlling furnace, oven kiln immersion

heater or to make flame-start or fire alarm. 8/6 plus 2/6 post and insurance.

Type "D". We call this the Ice-stat as it cuts in and out at around freezing point, 2/3 amps. Has many uses one of which would be to keep the 10ft. pipes from freezing, if a length of our blanket wire (16 yds. 10/-) is wound round the pipes. 7/6. P. & P. 1/1.

Type "E". This is standard refrigerator thermostat. Spindle adjustments cover normal refrigerator temperature. 7/6 plus 1/- post.

Type "F". Glass encased for controlling the temp. of liquid—particularly those in glass tanks, vats or sinks—thermostat is held (half submerged) by rubber sucker or wire clip—ideal for fish tanks—developers and chemical baths of all types. Adjustable over range 50° to 150°F. Price 18/-, plus 2/- post and insurance.

HI FI BARGAIN


FULL FI 12 INCH LOUDSPEAKER. This is undoubtedly one of the finest loudspeakers that we have ever offered, produced by one of the country's most famous makers. It has a die-cast metal frame and is strongly recommended for Hi-Fi load and Rhythm Guitar and public address. Flux Density 11,000 gauss—Total Flux 44,000 Maxwells—Power Handling 15 watts R.M.S.—Cone Moulded fibre—Freq response 30-10,000 c.p.s.—specify 3 or 15 ohms—Main resonance 60 c.p.s.—Chassis Diam. 12in.—12 1/2in. over mounting lugs—Baffle hole 11in. Diam.—Mounting holes 4, holes—1in. diam. on pitch circle 1 1/2in. diam.—Overall height 5 1/2in. A £6 speaker offered for only £3.9.6 plus 7/6 p & p. Don't miss this offer.



BARGAIN OF THE YEAR

MICRO-SONIC

7 transistor Key chain Radio in very pretty case, size 2 1/2 x 2 1/4 x 1 1/4 in.—complete with soft leather zippered bag. Specification.—Circuit: 7 transistor superheterodyne. Frequency range: 530 to 1600 Kc/s. Sensitivity: 5 mv/m. Intermediate frequency: 465 Kc/s, or 455 Kc/s. Power output: 40mW. Antenna: ferrite rod. Loudspeaker: Permanent magnet type. In transit from the East these sets suffered slight corrosion as the batteries were left in them but when this corrosion is cleared away they should work perfectly—offered without guarantee except that they are new. 19/6 plus 2/6 post and ins., less batteries. Everlasting batteries 7/- pair.

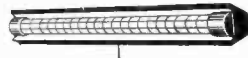


YOU NEVER NEED BUY ANOTHER BATTERY

for your transistor radio. Stupendous offer this month—a Nickel Cadmium battery stack together with a mains operated charger which you mount on the back of your set. The mains fee unplugs so the sets remain completely portable. Offered for less than the cost of the batteries alone. Only 28/6, plus 3/6 post.

INFRA-RED HEATERS

Make up one of these latest type heaters. Ideal for bathroom, etc. They are simple to make from our easy-to-follow instruction—uses silica enclosed elements designed for the correct infra-red wavelength (3 microns). Price for 750 watts element, all parts, metal casing, as illustrated, 19/6, plus 4/- post and insurance. Pull switch 3/- extra.



THIS MONTH'S SNIP

BREAKDOWN PANEL

This unit is really an army telephone less hand-set. It contains the following useful items:

1. Hand operated magneto generator which will light lamps, generate shocks, etc.
2. Magneto bell, which will work with above generator or from the mains through a step down transformer.
3. Morse tapper.
4. A very sensitive change-over relay which will operate from 1 1/2 V. upwards.
5. A useful assortment of components comprising switches, jack-sockets, matching transformers, chokes, tag-strips, etc. Price 14/6, plus postage and insurance 6/6.

PROTECT VALUABLE DEVICES

FROM THERMAL RUNWAY OR OVERHEATING

Thyristors, rectifiers, transistors, etc., which use heat-sinks can easily be protected simply make the contact thermostat part of the heat-sink. Motors and equipment generally, can also be adequately protected by having thermostats in strategic spots on the casing. Our contact thermostat has a calibrated dial for setting between 90 deg. 190 deg. F. or with the dial removed range setting is between 80 to 300 deg. F. Price 10/-.



CONTROL DRILL SPEEDS

DRILL CONTROLLER

Electronically changes speed from approximately 10 revs. to maximum. Full power at all speeds by finger-tip control. Kit includes all parts, case, everything and full instructions. 19/6 plus 2/6 post and insurance. Or available made up 25/-, plus 2/6 post.

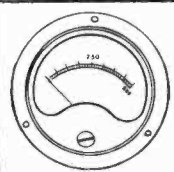


16 RPM GEARED MOTOR

Made by Smith's Electrics, these are almost silent running, but are very powerful. They operate from normal to 240V. mains and the final shaft speed is 16 r.p.m. 15/-, post & ins. 2/9.


2 1/2" MOVING COIL METER

Meters are always being needed and they are jolly costly when you have to buy them in a hurry. So it's sensible to take advantage of this offer: 2 1/2in. (3" o.d.) flush mounting moving coil meters only 8/6 each. These are scaled 0-300mA but once the internal shunt is removed the f.s.d. is usually about 10mA so you can make it into almost anything by adding shunts or series resistors. These are Ex. W.D. of course but are all new and unused. Price only 8/6 each plus 2/6 post. 12 or more post free.



MAINS TRANSISTOR POWER PACK

Designed to operate transistor sets and amplifiers. Adjustable output 6v., 9v., 12 volts for up to 500mA (class B working). Takes the place of any of the following batteries: PP1, PP3, PP4, PP6, PP7, PP9, and others. Kit comprises: mains transformer rectifier, smoothing and load resistor, condensers and instructions. Real snip at only 16/6, plus 3/6 postage.



CASSETTE LOADED DICTATING MACHINE

Battery operated and with all accessories. Really fantastic offer a British made £31 outfit for only £8.19.6, brilliantly designed for speed and efficiency—cassette takes normal spools, drops in and out for easy loading—all normal functions—accessories include: stethoscopic earpiece—crystal microphone has on/off switch—telephone pick-up—tape reference pad—DON'T MISS THIS UNREPEATABLE OFFER—SEND TODAY £8.19.6 plus 7/6 post and insurance. Footcath 18/6 extra 5 Spare Cassettes at 7/6 each, three for £1.

See in the Dark INFRA-RED BINOCULARS



These infra-red binoculars when fed from a high voltage source will enable objects to be seen in the dark, providing the objects are in the rays of an infra-red beam. Each eye tube contains a complete optical lens system as well as the infra-red cell. These optical systems can be used as lenses for TV cameras—light cells, etc. (details supplied). The binoculars form part of the Army night driving (Tabby) equipment. They are unused and believed to be in good working order but sold without a guarantee. Price £8.17.6, plus 10/- carr. and ins. Handbook 2/6.



Be first this year! SEE AND PLANT RAISING


Soil heating wire and transformer. Suitable for standard size garden frame. 19/6 Post and ins. 3/6.

GANGED POTS

Standard type and size with good length of spindle—made by Morganite. List price is 10/- each but if you ask quickly you can have them at 1/6 each. Following values in stock all "in" 10K—10K—100K—100K—500K—500K all new and unused. Post 2/9 on first doz. then 1/- per doz. 6 doz. or more post free.

BECKASTAT

This is an instant thermostat, simply plug your appliance into it and its lead into wall plug. Adjustable setting for normal air temperatures. 13A loading. Will save its cost in a season 19/6. Post and ins. 2/9.



TELESCOPIC AERIAL

for portable car radio or transmitter. Chrome plated—six sections, extends from 7 1/2 to 47in. Hole in bottom for 6BA screw. 7/6.

MAINS RELAYS

Type A 210/250V AC coil, 2 types, one for single whole chassis mounting, has 3 pairs heavy duty changeover contacts, 8/6 each. Type B in clear plastic case on tin base, plugs into octal valve holder. 2 pairs changeover contacts. 12/6 each.

Where postage is not definitely stated as an extra then orders over £3 are post free. Below £3 add 2/9. Semi-conductors add 1/- post. Over £1 post free. S.A.E. with enquiries please.

ELECTRONICS (CROYDON) LIMITED

(Dept. P.W.) 266 LONDON ROAD, WEST CROYDON CRO 2TH
102/3 TAMWORTH ROAD, CROYDON, SURREY

remainder of the unit is functioning, a few test coils can quickly be made up on the lines indicated by the coil data table (Table 1), and wired across the appropriate points. When a suitable inductance has been found, either solder in position with stout wire, or bolt to the cabinet using a brass (not iron) fixing screw. No core is necessary.

After some trials, the following procedure for calibrating this range was adopted, and proved sufficiently accurate for the purpose. Obtain a v.h.f./f.m. receiver with a dial marked from 88 to 100Mc/s, and set this to the 88Mc/s position. Tune the generator, with a suitable coil in position, over the full range, having first, of course, connected the output to the f.m. aerial terminal of the set, and a number of responses should be heard. Select the topmost position (vanes unmeshed) and note the reading in degrees on the cardboard scale of the generator.

It is probable that the receiver is responding to the second harmonic of 44Mc/s, so that the latter figure corresponds to the signal generator frequency at the dial reading noted. Mark this point on a piece of graph paper scaled to read degrees against frequency. Now move to the second-top response, which is about 29.3Mc/s, and the third, which will be 22Mc/s, and plot these readings. Now retune the receiver to 100 Mc/s and repeat the above procedure. The tuning points this time should be 33.3, 25 and 20Mc/s, and all six points should lie on a smooth curve or perhaps a straight line. If they do not, it is probable that the coil coverage is incorrect, and either the coil should be replaced, or a new set of readings plotted, assuming different harmonics and testing for graphical linearity as before. Should a coil be wound which is found to generate a strong signal above, say, 60Mc/s, this could, of course, be used, but the lower end of the range would then in all probability not reach a sufficiently low frequency, leaving a rather wide gap at the important 13 metre band. The combination of frequencies shown for ranges 4 and 5 is, in fact, the most suitable for general receiver alignment.

After calibration has been completed for all 5 ranges, the various readings can be recorded on the instrument dial and checked carefully before being finally inked in. The original degree scale can be left on, if desired.

Using the Generator

For accurate alignment of the intermediate frequency stages of f.m. and particularly of TV receivers, an instrument of this type is not really adequate, though, on the other hand, very useful indications of circuit continuity can be obtained in many cases, enabling location of faults to be simplified. The r.f. stages of TV receivers can be induced to respond to suitably chosen second and fifth harmonics of the generator frequency in Bands 1 and 3 respectively, while direct injection of a 34Mc/s signal will serve to test the i.f. performance.

Audio amplifier faults generally fall into two classes—those in which there is a complete absence of input signal appearing at the speaker, and those in which the signal is present, but is either too weak and/or distorted. In the first case, using the generator as a portable a.f. signal injector should at least localise the fault, and may indicate directly a faulty component in the circuit. In the second case, advantage can be taken of the fact that, at least in the a.f. position, the attenuation control is reasonably linear with output, so that an idea of the gain associated with each stage of the amplifier may be obtained by noting the position of this control which is required to achieve a given volume of output from the speaker.

Finally, test facilities are available at socket 1 for ascertaining the values of small capacitors, up to 400pF, from which the marking has been removed or obliterated. A separate receiver is required. Tune the generator to the top of range 3, i.e. fully clockwise, and pick up the a.f. tone on the receiver at about 1Mc/s—the actual frequency is unimportant. Now place the unknown capacitor in position across socket 1 (it is now effectively in parallel with VC1), and turn the generator tuning anti-clockwise until the tone is again heard on the receiver. The value of the capacitor corresponds to the difference between the first and second readings. If no note is detectable, the capacitor is larger than 400pF or is faulty. This test scale should be calibrated initially by using capacitors of known value, and, when completed, by adding these markings as a separate range.

Practical Gift

FOR A PRACTICAL MAN!

A FULL-YEAR series of Practical Wireless issues delivered by post each month would be an ideal Christmas present. Why not give a subscription to a friend? He would certainly find the magazine just as interesting as you do and each issue would remind him of your good wishes.

But don't think too long—Christmas is very close. Act now and send your friend's name and address together, with your own and a remittance to cover each subscription to: Subscription Manager, Practical Wireless (Dept. Z), Tower House, Southampton Street, London, W.C.2. We will despatch first copies to arrive in time for Christmas, and send an attractive Christmas greetings card in your name to announce each gift.

RATES (including postage) for one year (12 issues) United Kingdom and Overseas £2.2.0.

To avoid disappointment, make sure of your own copy by placing a regular order NOW with your newsagent.

SHOW TIME '68

THIS year's radio and television exhibits, held in well-known London hotels during the period August 25th to 29th, were for the trade only, like last year's shows. All exhibitors were well pleased with the results of their efforts, some manufacturers selling their next four months' production during the first day or two.

The success of trade-only shows means that a return to a national radio and television exhibition is most unlikely. This seems a great pity in view of the current revival of interest in radio—due to the opening of local stations, the output of "pop" from Radio 1, and the increased availability of stereo programmes.

A national exhibition would also take advantage of the growth of the colour-television market, and show the public that the BBC's colour service is excellent and not to be judged by the poor displays so often seen in shop windows. (A report on the new developments seen in TV receivers will appear in the November issue of the companion magazine "Practical Television", on sale on October 18th.)

One of the first points noticed during our tour of the shows was the increased number of foreign products, mainly Japanese. There were many British items too, but the price and finish of the foreign goods certainly compete with those of home-produced equipment.

More radios and radiograms now have v.h.f. coverage, and a large number now cover one or two short wavebands. Radiograms often have provision for the addition of decoders for stereo radio reception but most makers supply these items as "extras". One wonders how long it will be before decoders are standard in all stereograms.

Cabinet styling this year reflected the current fashion, some units being painted in vivid colours and some being covered in brightly coloured leathercloth (a good example of the bringing-up-to-date of a traditional material). Designers had also obviously been hard at work trying to give an expensive appearance to the cheaper lines. This was achieved by removing much of the chrome glitter to make a more attractive product.

Some makers were pleased with their redesigned control knobs, failing to realise that most of their competitors had had the same ideas—the popular style this year was the spun aluminium knob consisting of a squat cylinder with a bevelled edge.

Tuning scales on radios are now up-to-date, with the "square" names such as "Light Programme" banished. However, the use of terms such as "BBC 1" and "BBC 2" on a radio is rather puzzling when seen for the first time—we haven't yet heard of a customer returning a radio because of a poor BBC-2 picture, but we are sure it will happen eventually!

A full review of the various exhibitions would

take up too much space and would be useful only to a minority of our readers. We have therefore picked out from the vast number of new items those which we think would be of particular interest.

A range of aircraft and marine d.f. receivers was shown by Perry and Pharo. The Novapal priced at £27 covers 190kc/s to 400kc/s; 550kc/s to 1600kc/s; and 1500kc/s to 4500kc/s. This receiver comes complete with beacon charts, navigator's handbook, operating manual, beacon lists, radio logs, and carrying case. The Aviator D.F. receiver has a similar specification but also covers 103Mc/s to 136Mc/s and retails at £53 10s. 0d. The Action D.F. retails at £53 10s. 0d. too, and has two v.h.f. wavebands (150Mc/s to 175Mc/s and 30Mc/s to 50Mc/s).

Also shown by Perry and Pharo was the Pygmy 2001 which covers f.m., long and medium waves, and short waves from 25 to 190 metres, with four bandsread positions (for the 13, 16, 19 and 25 metre bands).

Sony has a pocket sized a.m./f.m. radio finished in black and silver and weighing only 9 oz. The retail price is £11. Also shown by Sony were three unusually shaped receivers the TR1819, TR1829 and TR1839, respectively cylindrical, cubic, and cigar-box shaped, as may be seen from the illustrations. They retail at £6 7s. 0d., £8 5s. 0d., and £9 8s. 0d.

The HP180 from Sony is a modular stereo system, with an output of 7W per channel, comprising gram unit, a.m./f.m. stereo tuner, and a pair of bookshelf loudspeaker units. The complete system is £125.

Sobell announced the SG685 transistorised four waveband stereogram. The cabinet is finished in teak with a black leathercloth interior. The tuner section covers l.w., m.w., s.w., and v.h.f./f.m. and uses silicon planar transistors.

The G.E.C. 836 is a new a.m./f.m. portable covering l.w., m.w., m.w. bandsread, v.h.f./f.m., two s.w. bands and two s.w. bandsread. This model has a time-zoned map of the world on the back panel and a tuning meter which is also used to check the battery. A turntable is built into the base of the set.

A clock radio from Ferguson to retail at £17 10s. 0d. combines a seven-transistor radio and a battery-operated clock which can be set to switch on the radio at any desired time. The model-number is 3163.

Portable model 6151 from Ultra covers l.w., m.w. and v.h.f./f.m. and is finished in dark grey and chrome. The price is £15 5s. 0d.

A new item from Discatron, the TR3000 Tri Combo, is a combined radiogram and cassette tape player. The record-player plays any 45 r.p.m. record and uses the now well-known Discatron linear tracking principle. The unit features a 7in. x 4in. loud-



TR1819

TR1829

TR1839



Sobell SG685



Eagle RM9
"Rhythm Master"




Elsworthy Electronics "Interceptor"




Dynatron HFC8




Alba 666



Denham & Morley "Maestro"



Murphy B845



KB KP038 record player with stand (extra)
and KA039 matching amplifier



speaker and full coverage of m.w. and l.w. The recommended retail price is £28 3s. 5d.

Aiwa were showing the TP.1018 tape cassette stereo auto-changer. This unit is mains operated and will play six cassettes one after the other automatically, giving up to 4½ hours playing-time (one side of each cassette). The units weigh 20½lb. and will be available next year.

An unusual item from Aiwa was a radio tuner unit in the form of a tape cassette which thus converts a cassette tape player into a radio. This unit retails at less than £5 and covers m.w.

A four-track stereo tape recorder was also shown by Aiwa (Model TP.1012) and can be operated from a.c., d.c., or a car battery.

Fidelity had a new tape recorder, the Braemar, which is available in a four-track version for 32gns., and a two-track version for 29gns. This is a 3¾in./sec. machine with 5½in. spools. The Fidelity RAD14 is a new portable radio covering l.w., m.w., and v.h.f./f.m. It weighs 4½lb., costs 17gns., and is finished in green leathercloth.

The Interceptor from Elsworthy Electronics covers m.w., v.h.f./f.m. and short waves (6Mc/s to 18Mc/s). However, it also covers 142Mc/s to 150Mc/s, which includes the 2 metre amateur band. The set weighs 7lb. and works from batteries or mains. It has 18 transistors, slide-rule tuning, and automatic circuitry to switch to battery operation if the mains supply fails. The retail price of this receiver is 39gns.

Bosch Bluespot introduced four new radiograms: the Stockholm at 115gns.; the Santiago also at 115gns.; the Arkansas Mk. IV at 139gns.; and the Barcelona Mk. IV at 155gns. All include automatic stereo decoders and the Barcelona covers v.h.f./f.m. and three short wavebands one of which is the marine band. The other three radiograms cover l.w., m.w., and v.h.f./f.m.

Teleton Electro were showing a solid-state stereo a.m./f.m. receiver, model 7AT-1. This has an f.e.t. in the f.m. front-end, and covers 88Mc/s to 108Mc/s on f.m., and 565kc/s to 1605kc/s on a.m. The tone controls are comprehensive and high-pass and low-pass filters are included. The suggested retail price is £118 8s. 7d.

The KTR-1381 from Koyo is a new receiver covering m.w., l.w., s.w. (4Mc/s to 12Mc/s), and v.h.f./f.m. There are 13 transistors and the price is 25gns. The Koyo TKR-1651L has 16 transistors and features a built-in mains adaptor. In addition to v.h.f./f.m., m.w., and l.w., the coverage includes two short wavebands, 3Mc/s to 9Mc/s, and 9Mc/s to 22Mc/s. The retail price of this model is 37½gns.

Mordaunt-Short were showing seven loudspeaker systems ranging in price from 33 to 65gns. The MS100 at 33gns. is a bookshelf type rated at 25W music power. This unit features three loudspeakers, including the Decca Kelly 8in. flat piston, and a specially developed E.M.I. mid-range unit. The MS700 is a floor-standing system which has a bass unit and a Decca-Kelly ribbon unit. An acoustic lens is also fitted to give wider sound dispersion.

All of the Mordaunt-Short systems are designed on the infinite-baffle principle and the MS100, 200, 300 and 400 use ferrite-cored cross-over inductors in conjunction with paper capacitors.

The Dynatron HFC8 tuner/amplifier record-player covers three wavebands and includes a stereo deco-

der. There is a choice of a Garrard auto-changer or single-player at retail prices of £92 0s. 0d. and £94 10s. 0d. respectively.

Pye's International 3042 has 11 transistors and covers l.w., m.w. and seven s.w. bands, five of which have bandspreading. This receiver operates from a.c. or d.c. mains and is priced at £41 0s. 0d.

Also on view was the Pye "Picadilly" 6000 which covers l.w., m.w., v.h.f./f.m., and s.w. from 1.6Mc/s to 27Mc/s in four bands. Electronic bandspreading is featured and the receiver is powered from six 1.5V cells.

Highlight of the Sinclair show was the new IC10 integrated circuit 10W amplifier. This is priced at 59s. 6d. including instruction manual containing a number of useful circuits and ideas. The size of the unit is only 1in. x 0.4in. x 0.2in., but the output is 5W r.m.s., with a frequency response from 5c/s to 100kc/s. To convert the IC10 into an audio amplifier, only tone and volume controls are needed. The power supply can be 8V to 18V.

A new five waveband radio from Murphy, the B845, covers m.w., l.w., v.h.f./f.m. and s.w. from about 5.5Mc/s to 22Mc/s. A logging scale is provided and there are separate bass and treble controls. The retail price of this model is 38gns.

The RR380 from Philips combines a l.w./m.w. portable radio and portable cassette tape recorder. Automatic recording-level control gives optimum results from microphone, pick-up, or radio. The price of the complete unit is 36gns.

Alba showed their 666 a.m./f.m. portable which uses nine transistors and five diodes. The retail price of this model is £17 10s. 0d.

Telefunken exhibited a new version of their stereo tape recorder 204. The new three-speed 204TS has VU meters, a transparent cover, and the carrying handle is now at the top. The M250 hi-fi is a two-track stereo recorder operating at 7½in./sec. There are facilities for echo and the price is 150gns. Matching audio units will be available later.

Denham and Morley showed two new table mains radios. The "Maestro" with seven valves covers four wavebands—l.w., m.w., v.h.f./f.m., and s.w. (15 to 50 metres). The a.m. and f.m. tuning are separate and sockets are fitted for tape recorder, pick-up, external aerials, and extension loudspeakers.

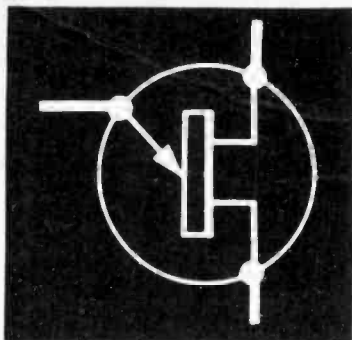
The "Melody" covers l.w./m.w. and v.h.f./f.m.

Radionette showed the Kurer 1001, a twelve-transistor a.m./f.m. portable with press-button controls. Two telescopic aerials and separate bass and treble controls are features and the receiver retails at 39gns.

The "Bolero Stereo 40" from B.M.B. is a stereo record-playing system having an output of 5W per channel. A Garrard 3000LM auto-change deck is fitted and has a Sonotone 9TAHC stereo cartridge. The system will retail at 69½gns.

The KP038 from ITT K-B is a portable record player finished in natural teak with black and silver grille. A matching amplifier (KA039) is available for stereo, and a pedestal stand is an optional extra. The KP038 retails at 34gns. and the KA039 at 15gns.

Eagle products showed a very interesting item, the RM9 "Rhythm Master" which electronically generates the sounds of percussion instruments ranging from the bass drum to the cymbal, and produces the sounds in nine rhythms including waltz and bossanova. The unit operates from 240V a.c. mains and the output is suitable for feeding to an amplifier. ■



UNIUNCTION TRANSISTOR CIRCUITS

C.R. BRADLEY

THE unijunction transistor differs from the ordinary p-n-p and n-p-n transistors in having only a single p-n junction. It is very similar to the junction diode with the difference that the p-n junction is made near one end of a bar of n-type material with leads at both ends called the base 1 and base 2 connections. The circuit symbol and an equivalent circuit for the unijunction transistor are shown in Fig. 1. The diode in the equivalent circuit represents the p-n junction and its anode lead is called the emitter connection.

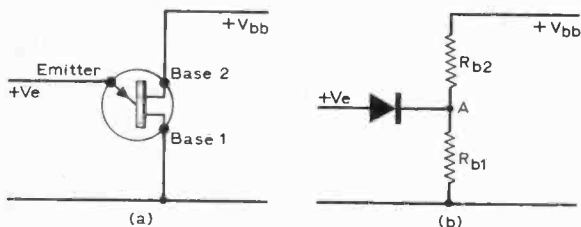


Fig. 1: (a) Unijunction transistor circuit symbol. (b) Equivalent circuit of a unijunction transistor.

If base 1 is earthed and a positive voltage V_{bb} applied to base 2 a small current flows due to the resistance of the n-type bar (5 to 10k Ω). The voltage at point A will be a fixed fraction of V_{bb} viz: $[R_{b1}/(R_{b1} + R_{b2}) V_{bb}]$. When V_e is less than this voltage the diode is reverse biased and practically no emitter current flows. But if V_e exceeds this emitter current will flow. This injects holes into the bar which act as current carriers and the resistance of the bar drops to a very low value.

The transistor may be used as an on/off switch, the on condition being:

$$V_e \text{ greater than } \frac{V_{bb} R_{b1}}{(R_{b1} + R_{b2})}$$

The main characteristics of the unijunction transistor as a switch are: (1) Fast switching time with low emitter current. (2) The ratio $R_{b1} : R_{b2}$ is fixed by the construction of the transistor and the on condition is virtually independent of temperature. (3) High peak current capacity. (4) Unlike a thyristor the unijunction may be switched off by removing the triggering (emitter) voltage.

Relaxation Oscillator

The oscillator circuit shown in Fig. 2 has a variety of uses and operates as follows. At the start assume that the emitter is at earth potential and the unijunction is off. The capacitor C now slowly charges through resistor R . When V_e reaches the firing voltage the

emitter suddenly conducts and the capacitor discharges through the unijunction. Current also flows from base 2 to base 1 and is limited to a safe value by R_1 . The emitter current falls very quickly as the capacitor discharges and the unijunction switches off again. The cycle of operations is then repeated and the circuit continues to oscillate at a frequency fixed by the values of the RC combination. A sawtooth waveform is available at the emitter and short negative-going pulses may be taken from base 2.

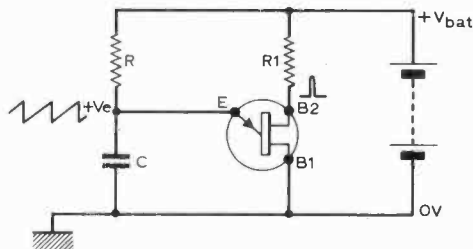


Fig. 2: Unijunction relaxation oscillator. The frequency of oscillation is determined by the values of R and C .

The frequency of oscillation may be varied by adjusting R and C . For high frequency oscillation use a low value for R and a small one for C ; conversely for low frequencies use a large R and a large C value. A very wide range of frequencies is possible but R and C must lie within the following limits:

(1) If the value of R is too high it cannot supply enough current to switch the unijunction on. It also has to supply any leakage current drawn by C which, if possible, should be a low-leakage (i.e. non-electrolytic) type. The maximum value of R with which a 2N2646 unijunction would oscillate reliably was found to be about 1.5M Ω ($V_{bat} = 30V$).

(2) If the value of R is too low it will supply the triggering current continuously and the unijunction will not switch off. If the base-base current is not limited sufficiently by R_1 the unijunction will be destroyed. Under the same conditions as above the minimum safe value of R with a 2N2646 was found to be about 1k Ω .

(3) If C is too large the peak discharge current may be damaging to the unijunction. For C values above a couple of μF a resistor of at least 1 Ω per μF should be put in with series C .

These limitations are not very severe and (2) is the main one that has to be borne in mind—otherwise one will waste a lot of unijunctions!

Code Practice Oscillator

The audio oscillator shown in Fig. 3 is designed for morse code practice and is an ideal exercise for the

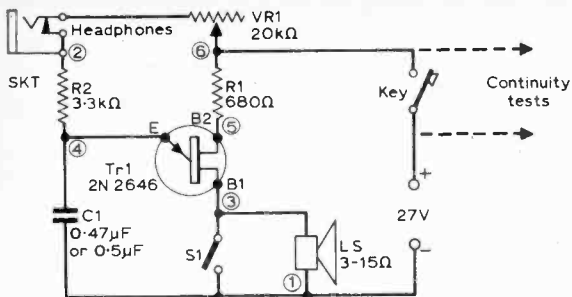


Fig. 3: Unijunction code practice oscillator. VR1 is the tone control. S1 provides speaker muting.

★ components list

- R1 680Ω ½ W, 10%
- R2 3.3kΩ ½ W, 10%
- VR1 20kΩ carbon pot
- C1 0.47 or 0.5μF paper
- S1 s.p.s.t. slide or toggle switch
- SKT Closed circuit jack
- LS 3–15Ω speaker, any size
- Tr1 2N2646 or equivalent

Three PP3 type batteries, terminal strip, battery clips, wire etc.

beginner. It is so simple that it can hardly fail to work first time! There is no need for an on/off switch as the circuit draws no current when the morse key is not depressed. If a pair of test leads are connected across the key as shown the device will double as an audible continuity tester. The layout shown uses a break-off terminal strip and the whole instrument could be wired without a soldering iron.

Unijunction Metronome

This simple application of the unijunction oscillator is useful for any kind of music practice. It gives loud rhythmic beats similar to a mechanical metronome. The circuit is shown in Fig. 4 and like all these circuits will work with unijunctions other than the 2N2646 specified (e.g. UT46, 4JD5E29, TIS43, BEN3000) although the timing components may have to be adjusted. If doing this double the value of R1 and put a warning milliammeter in series with the battery for protection against condition (2) above while experimenting.

The values of C1, R2 and VR1 were selected to give

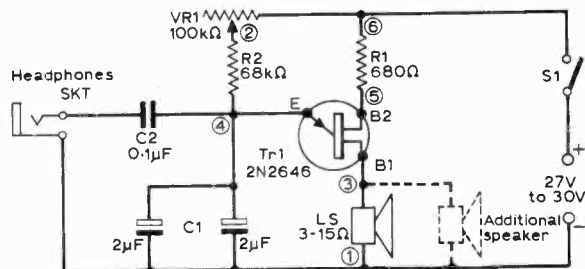
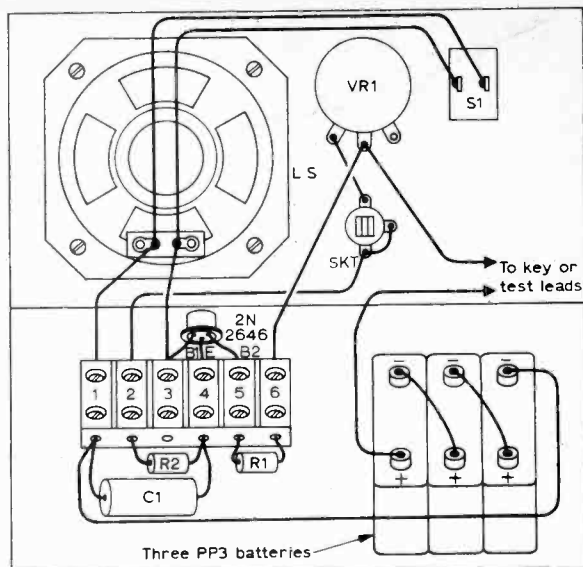


Fig. 4: Unijunction metronome. VR1 gives a range of 90–220 beats per minute. An output suitable for feeding into an amplifier is available from the headphone socket. A suggested layout is given overpage.



Suggested layout for the unijunction code practice oscillator.

a range of 90 to 220 beats per minute, suitable for most musical purposes. VR1 should be an ordinary logarithmic carbon potentiometer wired to give *decreasing* frequency with clockwise rotation. This is to avoid a compressed scale at the high-frequency end. The author used a pair of 2μF electrolytics for C1 as these were more readily available than a 4μF unit, but a 4μF paper or electrolytic type would be equally suitable.

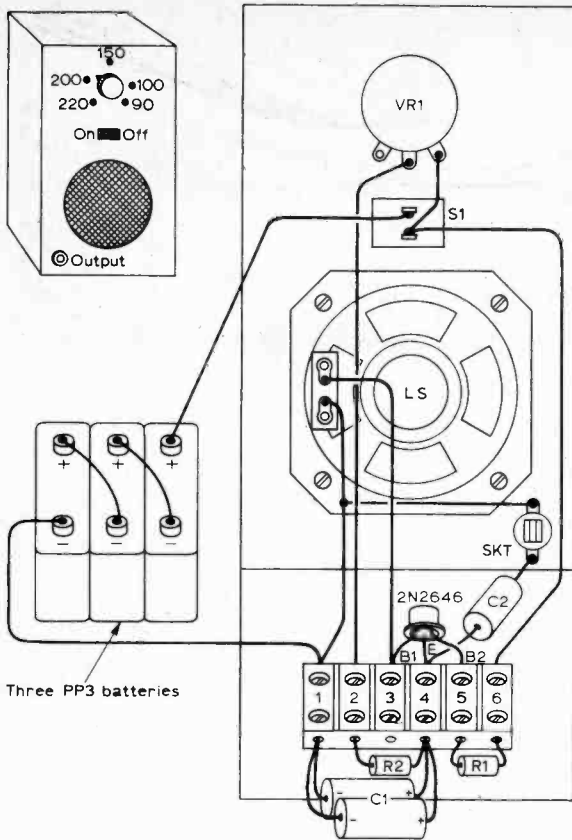
The metronome will give loud beats that can be heard above most musical instruments. If a 12in. speaker is used there should be ample volume, or several speakers can be wired in parallel as shown. Headphones can be used for loud pop music practice although in this case the metronome beats may be injected into a guitar amplifier (see Fig. 4). Volume may also be increased by increasing the supply voltage although this experiment is not advised unless one is prepared to destroy a unijunction finding out its maximum ratings!

As the batteries wear out the volume drops but the beat frequency remains virtually constant. Layout is not critical and the circuit may be wired on the same lines as the code practice oscillator. Fit a large pointer knob to VR1 and draw a calibrated scale 90–220 using a stopwatch. The range actually obtained may differ from this slightly due to component tolerances and slight adjustment of R2 value may be necessary. Increasing it to 82kΩ will give a slower range of beats.

★ components list

- R1 680Ω ½ W, 10%
- R2 68kΩ ½ W, 10%
- VR1 100kΩ carbon pot
- C1 4μF 30V or above electrolytic
- S1 s.p.s.t. slide or toggle switch
- SKT Open circuit jack
- LS 3–15Ω speaker, 4in. or larger
- Tr1 2N2646 or equivalent

Three PP3 batteries or mains power supply, terminal strip, battery clips, wire, etc.



Suggested layout for the unijunction metronome.

The metronome may be run from three PP3 batteries (27V) or from the mains power supply circuit shown in Fig. 5. Battery life should be 2-3 months with normal use.

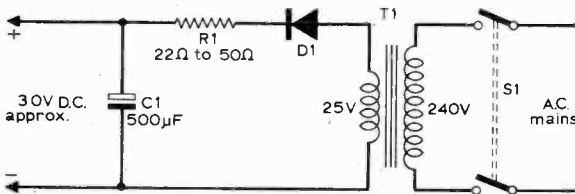


Fig. 5: Simple unregulated power supply suitable for use with all the circuits given in this article. Extensive smoothing is not required.

★ components list

- R1 22-50Ω ½W
- C1 500µF 50V electrolytic
- D1 Silicon rectifier, 50V p.i.v.
- S1 Mains d.p.s.t. on/off switch
- T1 Mains transformer, 25V a.c. secondary

Monophonic Electric Organs

These organs are often seen in these pages and need not be described at length here, the idea being to run an audio oscillator at musical frequencies selected by a keyboard (or see PRACTICAL WIRELESS July-September

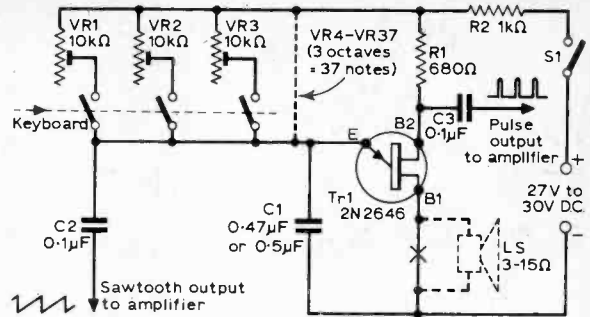


Fig. 6: Unijunction organ oscillator. VR1-VR37 are tuning resistors for each note. The circuit will drive a speaker directly at medium volume.

★ components list

- R1 680Ω ¼W, 10%
 - R2 1kΩ ¼W, 10%
 - VR1-VR37 10kΩ skeleton presets
 - C1 0.47 or 0.5µF paper
 - C2 0.1µF paper
 - C3 0.1µF paper
 - S1 s.p.s.t. on/off switch
 - LS 3-15Ω (if used)
 - Tr1 2N2646 or equivalent
- Three PP3 batteries or mains power supply, keyboard, etc.

1968 for a Portable Keyless Organ). These organs usually use a two-transistor multivibrator oscillator circuit but a unijunction relaxation oscillator could be used with these advantages: (1) A wider range of frequencies is available by varying one resistor. (2) Two different waveforms are available from one oscillator (sawtooth wave from the unijunction emitter—a "coarse" sounding note; and narrow pulses from base 2—a buzz or whining sound). (3) The oscillator will drive a speaker directly (at medium volume) without amplification. (4) Lower current drain: no current is drawn when no note is played.

A very simple unijunction organ circuit is shown in Fig. 6. This may be used to drive a speaker directly and/or deliver two different signals to an amplifier. The mechanical details of the keyboard are left to the constructor, as is the layout which is not critical. This is a monophonic organ so that only one note may be played at a time.

TO BE CONTINUED

COLOUR CONVERGENCE

Find out all about this important aspect of colour television. Separate articles on why convergence correction is necessary, the techniques used and how to carry out convergence adjustments.

also

SHOW REPORTS
BAND III LOFT AERIAL

in the NOVEMBER issue of

PRACTICAL TELEVISION

on sale October 18th



AUDIO SUPPLEMENT

No. 2 — TRANSDUCERS

THE transducer is a device which changes one form of energy to another. A pick-up cartridge converts the energy of a moving stylus to minute voltages; microphones receive pressure and velocity variations in the air and produce voltage changes; loudspeakers act in reverse, being powered by current and voltage and moving the air to give sound. Our final example, the tape recorder head can either produce a varying magnetic field when current passes through it, or a current from its windings when a varying magnetic field passes across the gap in its magnet.

The principles are well known, but the problems that arise in audio matters are mostly due to the non-linearity of the conversions. From an electro-mechanical point of view, most transducers are "linear" in that the output is proportional to the input but various loss factors enter when we consider frequency conversion and correction is often needed in the electronic circuits to which transducers are coupled to compensate for this "frequency-consciousness".

Of the four classes of transducer mentioned above, three work normally within the bounds of the classic transducer pattern. Types are: (a) piezo-electric (b) moving conductor (c) variable magnetic field and (d) electrostatic. The exception is the magnetic recording head which we shall consider separately.

Piezo-electric effects have been known since Kelvin postulated permanent polarisation of certain crystals in 1878 and the Curie brothers investigated piezo-electric effects in crystals in 1880. Woldenar Voigt laid down much of the basis of crystal physics long before a practicable application was found. Perhaps the earliest example was the underwater sound detector of Paul Langevin during the First World War—though even this was preceded by a British patent taken out by L. F. Richardson in 1912. The real growth of piezo-electric development occurred in the "Twenties" when Sawyer and Tower founded the Brush Crystal Corporation.

Before 1939 only quartz and Rochelle salt were used as crystal resonators and gramophone pick-up units. But the piezo-electric effect can be demonstrated in 20 of the 32 crystal classes. The underlying principle is similar but applications depend on the limiting factors of cut-off frequency temperature sensitivity and the humidity effect. For commercial transducers types are limited to three kinds of crystal. These are: (a) Ammonium dihydrogen phosphate (A.D.P.) (b) Sodium potassium tartrate

(Rochelle salt) and (c) Polycrystalline barium titanate (ceramics).

A.D.P. has a higher volume sensitivity than Rochelle salt but a very low dielectric constant. It is responsive to humidity changes but is fairly stable with temperature changes. The great drawback is a high and variable conductance which gives it a high cut-off frequency. (At frequencies below resonance crystal transducers behave as generators in series with a capacitor terminated with a resistance). Matching must be into an impedance of $10M\Omega$ and above and this limits its usefulness.

Rochelle salt is humidity-conscious and varies widely in its characteristics because of the temperature sensitivity. Much depends on the conditions under which transducers are made. Excess moisture must be excluded. But when units such as microphones are hermetically sealed, Rochelle salt units are effective, and have the advantage of cheapness. It has the highest electro-mechanical coupling coefficient of any commercially-available piezo-electric material. The electrical load into which it matches must be high compared with the reactance of the crystal. More about this, and the barium titanate characteristics when we discuss pick-ups.

Microphones

Cheapest and most popular microphones that need be considered are the crystal types, with Rochelle salt of quartz crystals, acted upon by mechanical movement as the air fluxes a diaphragm which stresses the crystal and produces an e.m.f. *Thus, the crystal microphone is pressure-operated.*

It has different methods of construction, the simplest type being a dimorph, or two slices as shown in Fig. 1(d), made this way to give extra voltage, the e.m.f., from each half adding. Upper frequency response is little more than 6kc/s, making these units applicable for speech, but unsatisfactory for musical reproduction. By sealing two dimorphs in a cavity, leaving an airspace, the mechanical connection is eliminated and frequency response may be extended to 10kc/s or more. It is quite possible to improve upon this by careful selection of crystal and construction, but costs rise disproportionately.

Microphone sensitivity can be plotted as the voltage obtained from a constant sound source at various angles around the unit. This "polar diagram" is drawn in one plane, but extends all round, and the theoretical polar diagram for a pressure-operated microphone is as Fig. 1(a). *This is modified by the shape of the microphone housing, and, in practice*

by the frequency of the sound source.

At low frequencies the air strikes the one-sided diaphragm at more or less equal strength whether approaching from the front or back but higher frequencies do not permit the pressure change—there is not enough time for the diaphragm to respond—and the response becomes more and more unidirectional. So the circle of Fig. 1(a) becomes elliptical as the frequency of the sound source rises.

A crystal microphone is effectively a generator in series with a capacitor when matched into its appropriate load. The reactance of the capacitance varies inversely with the frequency and C forms a potential divider with the load Z. At lower frequencies C is significant the reactance is greater and more signal is lost across C. Cable capacitance must also be taken into account and as typical values might be 150pF per foot for the response to be no more than 3dB down at 40c/s matching impedance should be 8M Ω or greater with a microphone capacitance of 500pF. So bass response is lost if the load impedance is not high enough.

High impedance lines are prone to hum pick-up and this is another limiting factor in the use of crystal microphones. Coupling into the low impedance of a "conventional" transistor circuit is poor so bootstrap inputs with directly coupled pairs of

Moving coil microphones

Perhaps the most popular type of general purpose microphone is the moving coil unit whose general construction follows the sectional diagram Fig. 1(b). This is also a pressure-operated device essentially robust and capable of a very good frequency response when well designed. Ideally the polar diagram is as (a), the microphone being omnidirectional at low frequencies and more directional from front and rear as the frequency of the sound source increases. Modifications to the housing and types of baffle permit the moving coil microphone to achieve a cardioid polar diagram as in Fig. 1(c). By fitting an acoustic labyrinth to the microphone, it can also be made into a very effective unidirectional unit.

The principle is simple. A coil is wound on a cylindrical former to which a cone-shaped diaphragm is attached. The former sits in the annular gap of a magnet. Air movement causes the cone to move, cutting lines of force with the coil, into which an e.m.f. is induced.

Frequency response of a good MC microphone can extend from 40c/s to 15kc/s, and resonances due to the mechanical system can be reduced to quite small proportions—although for all but the best types, these are still limiting factors. The impedance is low, and the output voltage is lower than that obtained from a crystal microphone, and for this reason a transformer is often built into the microphone housing, as in Fig. 2. The output is raised and the matching impedance may be 200 Ω , 600 Ω or 50k Ω in typical devices. Very often higher quality microphones have an inbuilt switch that allows the user to select low, medium or high impedance matching.

Other factors that must be considered when choosing a microphone are the sensitivity and the front-to-back ratio. The latter specification is given in decibels, a typical figure of 15 to 20 being quoted for MC units, with values from unity to 20 or more for ribbon and capacitor microphones, specially constructed for directional responses.

Sensitivity may be quoted in microvolts per micro-Bar ($\mu\text{V}/\mu\text{Bar}$), the Bar being a unit of air pressure, decibels relative to a stated voltage reference, or simply in microvolts. The reference level is made to equate with 0dB, and can be expressed as the voltage produced at a certain sound pressure, or the output across a load of known impedance. Thus 0dB

can be 1V with a sound pressure of 1 dyne per square centimetre (1V/dyne/cm²) and the microphone sensitivity will be a minus decibel rating. Thus -60dB means that the microphone would generate approximately 1mV when subjected to a sound pressure of 1 dyne/cm².

Another common reference level is 0.001W across

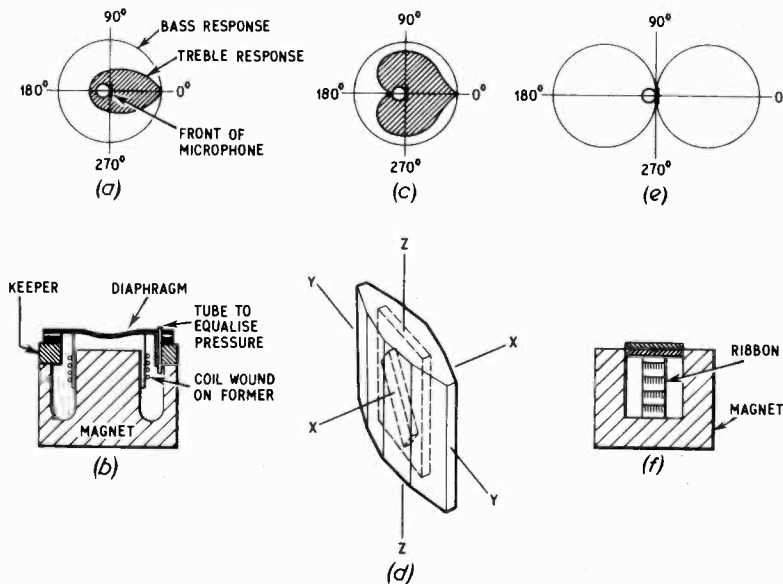


Fig. 1: (a) Polar diagram of pressure-operated microphone. This is "flat" section: microphone is sensitive "upwards and downwards" as well as in forward plane. (b) Sectional diagram of moving coil transducer. The equalising tube is employed to prevent back pressure affecting the performance. (c) Cardioid polar diagram, available for many moving coil microphones. (d) Crystal units cut from the basic crystal in the manner shown. The hard line shows the shape of the original crystal, the line-dotted shape is the basic plate, with force lines as shown, X, Y and Z, and the dotted slice is the final cut from the crystal to give bimorph properties which produce e.m.f. from mechanical stresses. (e) Figure-of-eight polar diagram, typical response of ribbon microphone. (f) sectional view of basic ribbon construction.

transistors have been developed to accommodate high impedance sources.

Carbon microphones are also pressure-operated devices but their inherent noise level and the restricted frequency response make these applicable to limited uses such as telephones and they need not be considered here.



10 GNS WRAPS UP YOUR SPEAKER PROBLEMS

with Wharfedale's Unit 3 Speaker kit

Wharfedale have designed a new genuine high fidelity system that *you can build yourself*. With the Unit 3 Kit you get: an 8" speaker (with a magnetic field of 12,000 oersteds) which covers the bass and middle ranges; the new Wharfedale tweeter with acoustiprene dome; an electrical cross-over unit; acoustic wadding, wiring, etc., and a complete assembly instruction leaflet, in

fact, everything you need to build a compact speaker system.

You can build the Unit 3 Kit into one of two cabinet sizes. In the smaller cabinet the system will give a faithful and rich reproduction of all musical sounds from 65 - 17,000 Hz. The larger cabinet increases the range from 40 - 17,000 Hz.



RANK WHARFEDALE LTD., IDLE, BRADFORD, YORKSHIRE.





AUDIO SUPPLEMENT

600Ω (which works out to 775 millivolts). So the same microphone with -60dB rating would give 0.000775 volts or 0.775mV. Where the output is in volts or fractions of a volt this will generally be the standard implied. To work out the voltage from the "minus dB" specification we use the following formula:

$$E_1 = \frac{E_2}{\text{antilog dB}/20} \quad (\text{because } \text{dB} = 20 \log \frac{E_2}{E_1})$$

$$\text{thus } E_1 = \frac{0.775}{\text{antilog } 60/20} = \frac{0.775}{1,000} \text{ volts}$$

Ribbon Microphones

The conventional ribbon microphone is a pressure gradient operated device. A very thin corrugated ribbon usually of aluminium is suspended between the poles of a magnet and protected by acoustically transparent grilles. Movement of the ribbon is caused by the difference in pressure between the front and the back and the polar diagram is thus a figure-of-eight as in Fig. 1(e). This makes the ribbon microphone especially useful for stage and studio work where sounds from the side directions can be virtually excluded. Actors can come in and out of sound focus by merely moving a foot or two sideways!

By fitting acoustic pads the bi-directional characteristic can be modified to a cardioid response. The very good frequency response and the sensitivity to transients (short-term sounds) makes these microphones suitable for much high fidelity work. But the construction renders these instruments more vulnerable to damage and they are not suitable for outdoor work unless well shielded from the wind.

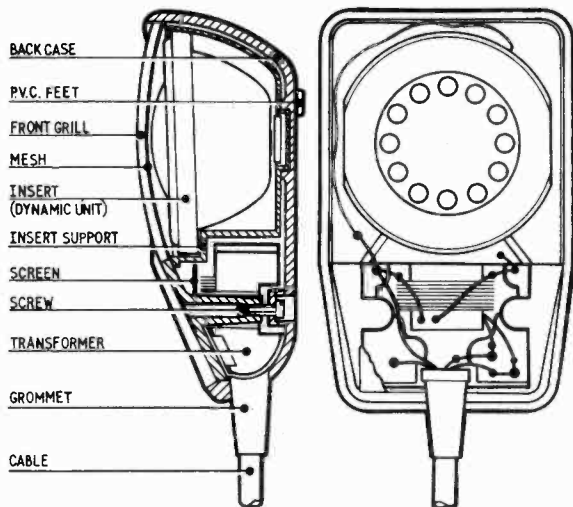


Fig. 2: Basic construction and circuit of typical moving coil microphone with inbuilt transformer.

Because of the excellent frequency response of the ribbon microphone bass will be accentuated if the sound source is too close. Impedance and output voltage are low for the basic unit and it is common practice to build a transformer within the shell of the microphone. Units with a terminal impedance of 30-50Ω are common requiring further transformer matching to most amplifier inputs.

Capacitor Microphones

Again a pressure-operated type as is the moving coil, the capacitor (or condenser) microphone can be made to very high quality specifications with a frequency response extending well beyond anything required for normal audio work. A diaphragm forms one plate of a capacitor, a rigid piece of metal the other. A polarising voltage is required, and as $V=QC$, Q being unable to change rapidly, the capacitance is very nearly proportional to the voltage, and movement of the diaphragm gives a voltage variation in time with the sound. A flat response of 20c/s up to 15kc/s and more can be obtained with quite normal capacitor microphones —although these units are not cheap. Response can be omni-directional, bi-directional or cardioid, depending on construction.

A three-plate capacitor can be used, with a diaphragm on either side of a perforated plate. As the diaphragms are mechanically coupled by the air between them, they move simultaneously. With one diaphragm polarised, a combination of pressure and pressure gradient operation is obtained, and a cardioid response. Polarising the second diaphragm to aid the first, produces an omni-directional polar diagram, and when the two oppose, a figure-of-eight polar diagram. Impedance can be low or very high, and output is comparable with MC units.

Pick-up Cartridges

Some of the widest price variations in the high fidelity market are encountered as we take a look at the range of gramophone pick-up cartridges available. These can be of the three first types of transducer we considered: (a) piezo-electric, (b) moving coil or (c) moving armature (-variable reluctance). The cheapest types are generally in bracket (a) and these can be further sub-divided into crystal and ceramic units, with the latter giving less output but capable of high quality.

Rochelle salt crystals are of the general dimensions 0.5 x 0.25 x 0.03in. and ceramic (barium titanate) bimorphs 0.7 x 0.1 x 0.03in. and a practical stylus length may be as little as 1cm. Normal capacity is between 500 and 1500pF. Compliance (freedom to move) of the crystal is lower than required for good tracking and the construction demands very precise engineering the actual crystal being supported on resilient pads within the cartridge body.

The resonant frequency of such a system is

$$\text{given by the formula: } f_r = \frac{1}{2\pi\sqrt{M.C_m}}$$

where M is the effective mass or the moment of inertia and C_m the effective compliance. The resonant frequency is lower for cantilever than for torsional units.

Thinking of High Fidelity — the name is Goodmans



Plan your High Fidelity system with the help of these free publications

The High Fidelity Manual

Explains all about High Fidelity and the "mysteries" of Stereo and, of course, gives fullest information on all Goodmans High Fidelity equipment. Enclosure drawings are included for all single and multiple unit loudspeaker systems, so the D.I.Y. enthusiast can make his own, or they can be bought ready-made from manufacturers we recommend.

Goodmans amplifier, tuner, record player and range of complete loudspeaker systems are there in detail. If you're interested — or are becoming interested — in High Fidelity, you'll find the Goodmans Manual 28 pages of interesting and informative reading. Send for your free copy.

Goodmans Loudspeakers Limited

Axiom Works, Wembley, Middlesex Telephone: 01-902 1200

The Audio Suite Booklet

Features in full colour the most compact, adaptable, handsome *and* the most technically advanced audio system in the world. Easily installed — in minutes — to suit your home; Simplicity itself to operate — Goodmans Audio Suite is *the* High Fidelity system. If this is what you want, just send for the Audio Suite booklet.

Please send me a **free** copy of:
 Goodmans High Fidelity Manual
 Goodmans Audio Suite Booklet
(tick which required)

Name

Address

.....

.....

PW11

PADGETTS RADIO STORE

OLD TOWN HALL, LIVERSEDGE, YORKS. Telephone: Cleckheaton 2866

Untested 12 Channel 14in. TV Sets, 20/- Carriage 15/- Passenger train double rate.

Bush TV 53 14in. 12 Channel. Tested with good tube £5. Carriage 15/- Cabinet fair. Passenger train double rate.

Untested Pye. K.B., R.D.G., Ekco, Bush 17in. TV Sets. 50/- each. Carriage 15/- Passenger train double rate.

Speakers removed from TV Sets. All P.M. and 3 ohms. 8in. round and 6 x 5in. 6/6. Post and packing 3/6.

6in. Round. 3/- P. & P. 3/- 6 for 24/- Post Paid.

6 x 4in. 3/- P. & P. 3/- 6 for 24/- Post Paid.

7 x 4in. 5/- P. & P. 3/- 6 for 24/- Post Paid.

5in. Round 3/- P. & P. 3/- 6 for 24/- P. & P. Paid.

Slot Speakers, 8 x 2in. 5/- P. & P. 3/- 6 for 30/- Post Paid.

Special offer of TV Sets just off Rental, 12 Channels. R.D.G. Deep 17in. £5. Bush TV85 £8. K.B. New Queen £5. Sets tested with good tubes, cabinets fair. could do with cleaning out. Carriage £1. Passenger train double rate.

New Boxed Rebuilt Tube. Type MW43/69. Top grade not a second. 12 months' guarantee 47/- Carriage 12/-.

New TV Tubes with slight glass fault all types 19 and 17in. 50/- Carriage 12/- Twelve months' guarantee.

Reclaimed TV Tubes with six months' guarantee 17in. types AW43/88, AW43/80, 40/- MW43/69, 30/- 14in. types, 17/- All tubes 12/- Carriage.

Good TV Tubes. Tested perfect but no guarantee. Type AW43/80 and MW43/69, 17/- each. Plus 12/- Carriage.

New 12in. Speakers with built in Tweeter, 3 or 15 ohm. 28/6. Post Paid.

Special Sale of ex W.D. Gear. R.A.F. tube unit type 266 just like the 62A unit. Fitted with VCR97 tube mu-metal screen full of E.F. valves complete with outer case. Grade I 27/- Grade II 22/- Both units 10/- carriage each.

Miniature 12 way Plug and Socket ex Units 2/- Post paid 20/- doz.

V.C.R. 97 tube complete with mu-metal screen 10/- P. & P. 5/-

Top Grade Mylar Tapes. 7in. standard 11/6. 7in. long play 14/- 7in. double play 19/6. 5in. standard 7/9. 5in. long play 10/- Plus post on any tape 1/6.

Cap Ear Piece small or large plug 1/11. Post paid.

Silicon Rectifier 500 M.A. 800 P.I.V. No studs 2/6. Post paid. 24/- doz. P. & P. paid.

G.P. Diodes all perfect. Guaranteed 3/6 doz. P. & P. paid.

Callibrator type 1. Complete with 250 A.C. Power Pack. 330, 80 M.A. 6.3, 3.2 amp., 6.3, 1.4 amp. 5 volt, 2 amp., 5Z4 and 8 more valves. Clean condition, 37/6. Carriage 10/-.

Test Set Type 210 Complete with meter 0-50 mils slow motion drive, 5Z4 and other valves 29/- Carriage 10/- Clean condition.

VALVE LIST

Ex Equipment, 3 months' guarantee


Single valves post 7d. over 3 valves P. & P. paid.

10F1, EF80, EB91, ECL80, EF50, PY82, PZ30, 20P3. All at 10/- per doz.

ARF12	1/6	KT36	5/-	U191	5/-	185BT	8/6
EB91	9d.	PCC84	2/-	U282	5/-	20D1	3/-
EP85	3/-	PCF90	2/-	U281	5/-	20L1	5/-
EBF80	3/-	PCF89	4/-	U329	5/-	20P1	5/-
ECC81	3/-	PCL82	4/-	U801	8/6	20P3	2/6
ECC82	3/-	PCL83	5/-	6B8	1/8	30PL1	5/-
ECC83	4/-	PL36	5/-	6BW7	2/6	30P4	5/-
ECL80	1/6	FL38	6/-	6K7	1/9	30P12	5/-
EF50	1/-	FL81	4/-	6X25	5/-	30F5	2/6
EF80	1/6	PY33	5/-	6U4	5/-	30FL1	5/-
EF91	9d.	PY81	1/6	6V6	1/9	6/30L2	5/-
EL36	5/-	PY82	1/6	6P28	5/-	50CD6	6/-
EY51	2/6	PZ30	5/-	10C2	5/-	R19	5/-
EY86	5/-	U25	5/-	10P13	2/6		

Performance Tester. Complete with 200 microamp meter. Clean condition. Meter perfect 39/- Carriage 10/-.

Special Offer 19in. tubes AW47/91 40/- 6 Months' guarantee. Carriage 12/-.



Eddystone SLOW MOTION DIALS

Catalogue No. 598 epicyclic dial

This full vision dial incorporates an epicyclic, ball-bearing drive mechanism of improved design and giving a reduction



ratio of approximately 10 to 1. The movement is smooth and free from backlash. Dial escutcheon measures 6" long by 4 1/2" wide, finished ripple black. Four lines are provided on the semi-circular scale for individual calibrations, the outer line being marked from 0 to 100 over 180°. Supplied complete with black instrument knob 2 1/2" diameter.

Catalogue No. 898 gear driven dial

A high grade assembly for precision instrument applications. Gear driven, flywheel-loaded mechanism, with a reduction ratio of 110 to 1, giving smooth, positive control.

Pointer travel is 7". A circular vernier scale, marked 0 to 100, is read in conjunction with the lowest line on the main scale, which has five lines for individual calibration. Overall dimensions 9 1/2" by 5 1/2". Diecast escutcheon finished glossy

black to match 2 1/2" diameter instrument knob. Complete with fixing screws and mounting template.



Eddystone Radio Limited

Eddystone Works, Alvechurch Road, Birmingham 31

Telephone: Priory 2231. Cables: Eddystone Birmingham. Telex: 33708

A MARCONI COMPANY

EDS

there are differences...

There are differences, to be sure in the reproduced sound between amplifiers of similar specification and price, but of different manufacture. Often these differences are not readily appreciated, and until recently have been relatively insignificant.


Our claim that the Richard Allan A21 amplifier is audibly better than any of its competitors at any price up to £95 (where the A41/C41 combination takes over), is no idle boast.

Certain reputable HI-FI dealers, once sceptical of the claims of Class A are rapidly convinced of the superiority of the A21 by simply connecting up in their comparator system and listening for themselves. These comparator facilities are available to you too, and when you hear the difference the choice will be obvious.

Loudspeakerwise, the difference between systems of different manufacture are quite significant and readily appreciated.

Within (and beyond) their price range, Richard Allan produce loudspeaker systems to compete with anything on the market, and we would particularly draw your attention to the PAVANE, a new 3-speaker system of medium size which retails at £32.

For those requiring something a little smaller, the CHACONNE makes an ideal choice at £19.4.10, whilst those who appreciate the effortless ease of the large reproducer may care to investigate the SARABANDE which at £39.17.6 represents quite exceptional value.



Richard Allan LTD

Bradford Road, Gomersal, Cleckheaton, Yorkshire
Telephone: Cleckheaton 2442

The output voltage from an ideal pick-up cartridge would be proportional to the velocity of the stylus. With sinusoidal recording movement of constant velocity the peak amplitude of the recorded groove (and thus peak displacement of stylus) would be inversely proportional to frequency. So if low frequency signals of large amplitude are to be recorded the groove spacing must be large. As this would reduce playing time per disc and impose serious tracking problems—about which more later—the ideal velocity characteristic is modified. Maximum amplitude of stylus travel at low frequencies is limited and some bass boost is necessary in the amplifier to compensate. This is one reason for equalisation which differs according to the type of cartridge in use.

Another factor is the low power content of the highest frequencies (small amount of actual stylus travel) which can become comparable to the noise signal caused by mechanical discrepancies. To overcome this the treble is pre-emphasised during recording. Acceleration of the stylus due to pre-emphasis is proportional to frequency. This accentuates the tracking problem still more with great differences between grooves at the outer edge and toward the centre of the disc. So the recording characteristic has to take account of this factor.

For similar reasons the recording characteristic and this the equalisation that must be applied varies according to the speed of the record. Standardisation of equalising curves was proposed at the CCIR conference in Philadelphia in 1954 and the Recording Industry Association (RIA) conforms using standard sizes for microgroove dimensions and stylus radii, as follows: Coarse groove 78 r.p.m., 0.006in max groove width with 0.001 stylus radius and a groove angle of 80 to 93 degrees (taking the groove as a V-section). Fine Groove, 33 and 45 r.p.m., similar groove angle, with 0.002in groove width at top and radius of 0.003in. Stylus radius is then limited to 0.002—0.003in for coarse and 0.0008 to 0.001in for fine groove replay.

Because crystal and ceramic cartridges are capacitive by nature the matching is into a high impedance, and equalisation is necessary. To obtain what is known as a velocity characteristic, the ceramic cartridges can be matched into a lower impedance, dispensing with subsequent equalisation. There is one snag which is seldom mentioned, however, and this is the capacitance versus temperature anomaly of crystal designs. Low frequency correction will be a function of temperature and cartridges thus forced into the velocity mode can exhibit wide differences in performance according to the ambient temperature and humidity.

Magnetic Cartridges

Before discussing other factors that affect the playing of discs, and design of cartridges, we should take a brief look at the alternative types of transducer, the moving coil and variable reluctance cartridges.

These are generally of lower output but much better frequency response, with resonances that affect replay less, and capable of lighter playing weight, which reduces many mechanical drawbacks. They are thus more expensive and better engineered, and within the type there are very wide differences in structure and quality—and price.

Many of the early pick-up cartridges were of the moving-iron type, doing their job quite successfully, almost by the brute force assistance of their weight, which kept the stylus in the groove despite its low compliance. There is as much difference between the modern variable reluctance types and these older versions as between a racehorse and a Suffolk Punch. Modern pick-ups are capable of tracking at one or two grammes and have compliances of 15 or 20 times 10^{-6} dynes/cm².

Of the modern types the variable reluctance cartridge is currently leading the quality field. There are two main designs the single-ended reed system and the balanced armature cartridge. The basic principle is of an e.m.f. generated by the change in flux through a fixed coil. The magnetic circuit is energised by a magnet in which the reluctance (the magnetic equivalent of electrical resistance) can be varied by displacement of an armature.

The e.m.f. generated is proportional to the number of turns on the coil the magnetic force the area of the polepiece and the velocity of the armature and inversely proportional to the spacing between armature and pole. Armature velocity is governed by the driving force i.e. the movement of the stylus imparted by the varying groove of the rotating disc. But mechanical impedance and the reflected electrical impedance due to normal transducer action also affect the velocity and thus the output. An improved method of variable reluctance design is the balanced armature configuration.

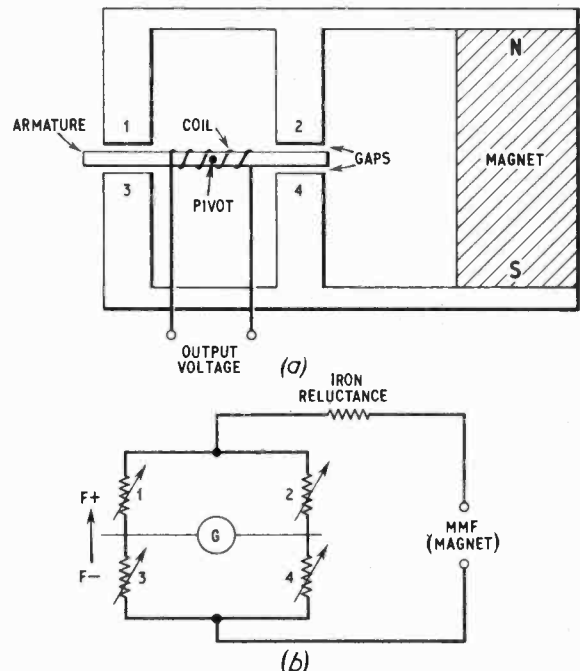


Fig. 3: Sectional diagram of balanced armature transducer, with (b) electrical analogy of the magnetic circuit. This design is widely used for variable reluctance cartridges. F denotes the mechanical force employed to move the armature.

If the armature is symmetrically disposed between four gaps as in Fig. 3 (a) a balanced magnetic bridge is obtained. Less restriction on the armature results. The electrical analogue of the magnetic circuit makes this clear. Figures 4 and 5 are also of interest to the user with the unique Decca cartridge an example of a different approach to the problem of non-linearity inherent in the variable reluctance design.

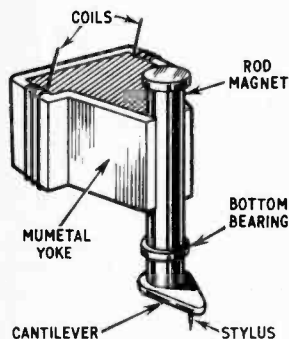


Fig. 4: Simplified diagram of typical moving magnet type of pickup.

With a stereo cartridge two sensing coils are needed the groove walls being cut so that the stylus follows lateral variations for the left channel and vertical variations for the right channel. (This is necessarily a simplification—the actual shaping of the curve is a combination of the two modulations the principle of addition and subtraction of forces being used to sort out the channel separation.) In

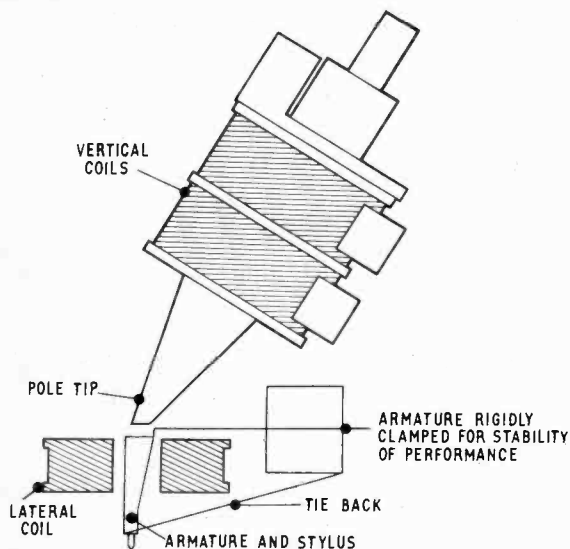


Fig. 5: Principle of the Decca ffs Mk 4 cartridge.

the ffs pick-up, the sensing coils are at right angles, one coil being lateral and two coils vertical. Sum and difference voltages are thus produced. An inverted "L" armature is employed, with vertical compliance provided by the flexibility at the top of the "L" and lateral compliance by the freedom of the "L" to pivot. The armature is made of magnetic alloy, with low internal damping. This keeps the resonance of the mechanical circuit below 10c/s, and this is further controlled by the pickup arm design.

Tip mass resonance for the low tip mass of 1mgm is kept high, about 30kc/s, and frequency response is well defined. In the later versions, even this aspect has been considered and damping is applied at the armature clamp. The vertical tracking angle is at the now accepted standard of 15 degrees, which means that the stylus 'prods forward' from the vertical by this angle when seated correctly in the groove and with the arm correctly set. *Arm and head setting is vital for reduction of distortion and protection of records.* More will be said about this in the following section on measurement and testing.

Pick-up Terms

Some of the language of the hi-fi enthusiast needs explanation to those entering the field. In explaining the terms, we may be able to throw some light also upon the reasons for certain parameters.

Compliance we have already noted is the freedom of the stylus to move. The stylus is moved by the shaping of the groove, so a force is exerted upon it. To keep it in the groove, a sufficient *tracking weight* is needed. The two things go hand in hand; the lower the compliance, the greater the tracking weight that will be needed. Similarly, the greater the modulation amplitude (and hence the stylus displacement), the more tracking weight will be needed. For any given set of conditions, there will be an optimum weight. Reducing this arbitrarily can be a mistake, allowing the stylus to "jump" in the groove and causing damage to the groove walls.

Compliance is measured as the distance of movement caused by a force. The unit force is 1 dyne, which is approximately a thousandth of a gram. Distance is measured in millionths of centimetres. So the compliance will be so many times 10^{-6} cm/dyne. For stereo cartridges both vertical and lateral compliance must be stated. The higher the compliance figure, the "better" the cartridge, other things being equal (which, of course, they never are).

Stylus mass or *tip mass* must also be considered. This should not be confused with playing or tracking weight, which may be 1 or 2 grams, or even more. Tip mass should be as low as possible, and will be measured in milligrams. Many makers do not publish this specification, but it matters immensely, and, in the opinion of some authorities, is the most vital single factor in pick-up design.

In general, it can be said that for any given tip mass in milligrammes, the *tracking force* or *playing weight* is a similar figure in grammes. The cartridge cannot be considered alone, and the friction of the arm must also be taken into account, so that the actual playing weight will in many cases be more than this figure.

The three factors already mentioned are governed by manufacturing methods, and for any given set of circumstances, i.e. modulation level, speed, groove disposition at beginning or end of record, etc., these will be slightly modified. The end result will be a compromise. Too great a departure from the optimum will result in groove deformation, and this can happen on the first playing and is irrevocable. *Hence, it is a mistake to lend a disc to someone whose equipment may be set to different playing weight, or whose cartridge has less compliance or pick-up arm more stiffness than one's own.*



At higher than optimum weights, the stylus pressure generates enough heat to temporarily liquify the portion of groove wall over which it passes, and as it cools, the wall takes on a distorted shape, which will always be there. The *elastic limit* of the record material is a fixed amount, and is a factor of playing weight relative to tip size, measured in lbs./sq. in. *The lower the stylus contact area, the lower the tracking force that should be used.*

Dust and cutting swarf that may remain in a groove also complicate matters, and there is the fallacy that some records, which may have inherent distortion, sound better when played with a greater tracking weight. The effect is caused simply by the brute force blanking of transients. Very often, the true answer would be more meticulous care of discs. Many cleaning agents can be used, and even a simple disc preener or swab will prevent much groove deformation, if regularly used.

Frequency response is determined largely by the tip mass. About 10kc/s may be available from a 4 milligram stylus and this response can be doubled with a 1mg stylus. The lower frequency limit is determined by the resonance between the pickup's compliance and the combined mass of cartridge and arm. Other undesirable resonances can occur within the frequency range to upset the "flatness" of the response in badly designed systems. Damping can improve matters and *distributed mass* is a designer's way of reducing unwanted resonances. Compliance, tracking weight, tip mass and the overall damping are taken into account, and the reaction force at the stylus can be measured at various frequencies throughout the range to produce an *impedance curve*, which can often be a bit of an eye-opener.

Temperature can alter tracking weight requirements. In a very cold room a crystal or ceramic cartridge may need greater tracking weight. In some cases, a *decoupled stylus* is used to take advantage of temperature and other relevant changes.

Sensitivity is measured in r.m.s. volts for a certain stylus velocity. Thus, we find specified: X mV/cm/sec. This means that for each centimetre per second of stylus velocity there will be an output of X millivolts, and explains why a cartridge of specifications say 3 mV/cm/sec will match a pre-amplifier and fully load it when the sensitivity, say 7.5 mV, of the amplifier input is two or three times the basic output of the cartridge.

Normal recorded velocity on discs is taken to be 5 cm/sec; so a pickup with 1 mV per cm/sec will be expected to give an output and match a pre-amplifier with the sensitivity of 5 mV. Output is not the most important criterion. *As a general rule, the better the quality of the pick-up, the less its output voltage.*

Trackability is the degree of correctness with which the stylus can trace out the groove, in exact relation to the cutter which produced it. Cutters are not pivoted like pick-up arms, but move laterally across the disc, keeping the cutting head always at right angles to the groove. The inward motion of the arm should thus lie as nearly as possible along a radial line from edge to centre of disc, with the pick-up mounted so that the stresses due to the rotation are compensated. There are various adjustments that can be made, differing between arm and head makers, as can be seen from the accompanying

illustration. In the next part we shall look at some of the important adjustments and methods of checking tracking. In general, the longer the arm, the less the curvative of the pick-up motion and the better the tracking, but this also depends on arm shape, balance, pivot stiffness and several related factors.

Tracking error is affected by the size of the stylus, as is *scanning loss*. This is the loss of high frequencies because of the relationship of stylus size to the actual wavelengths of the recorded sounds. *It is more evident at the centre of the record, where physical wavelengths are smaller. Scanning loss is reduced by the use of stylii with smaller radii.*

Stylus sizes (radii) for microgroove records may be 1 mil. (25μ) mono and $\frac{1}{2}$ mil (13μ) for stereo. 'Compatible' stylii designed to replay either mono or stereo with the stereo channels of the cartridge paralleled for mono operation are generally 0.7 mil (18μ). The use of the smaller stylus can help reduce scanning loss and tracing distortion but only if the arm will track at less than about 3 grammes. On older discs and some earlier stereo records *bottoming* may occur with the stylus sitting too deeply in the groove. *This can be avoided to some extent by using bi-radial or elliptical stylii.* These have a major radius of 0.7 to 0.8 mil across the groove with the edges contacting the groove walls having the minor radius of 0.2 to 0.3 mil. Elliptical stylii can help reduce distortion effects due to overmodulation at high frequencies.

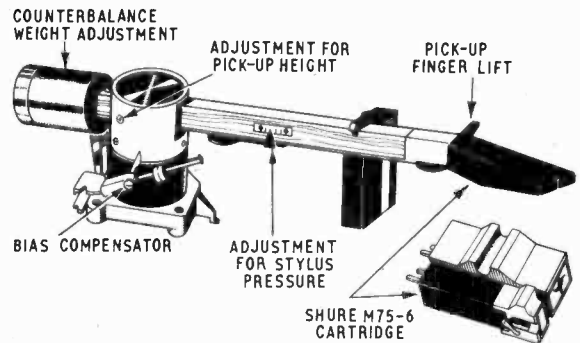


Fig. 6: Various adjustments on pick-up arm can be seen in this view of the popular Lab 80, with the recommended Shure M75 cartridge.

Pinch effect is a form of tracing distortion more noticeable on mono records occurring where the groove walls move in phase. The groove will be narrower in the middle of the sideways travel of the cutter. This presents a narrower groove to a spherical stylus twice every cycle causing it to ride up and down twice for every lateral cycle. *Using a stereo pick-up to replay mono records can produce second harmonic distortion unless the two channels are paralleled to cancel out the vertical motion's effect.*

Needle talk can also result from the unwanted movement of the stylus in the groove. This is the noise of the pick-up playing when the amplifier is

BOOKS BY G.A. BRIGGS
BOOKS BY G.A. BRIGGS
 BOOKS BY G.A. BRIGGS

A QUARTER OF A MILLION COPIES SOLD SINCE 1948

AERIAL HANDBOOK (Second edition)

176 pages, 144 illustrations
 Price (semi-stiff cover) 15/- (16/- post free)
 Cloth bound 22/6 (24/- post free)



CABINET HANDBOOK

112 pages, 90 illustrations
 Price 7/6 (8/6 post free). Semi-stiff cover



AUDIO BIOGRAPHIES

344 pages, 64 contributions from pioneers and leaders in Audio. Cloth bound
 Price 25/- (26/6 post free)



MUSICAL INSTRUMENTS AND AUDIO

240 pages, 212 illustrations. Cloth bound Library Edition 32/6



LOUDSPEAKERS

Fifth edition—336 pages, 230 illustrations. Cloth bound
 Price 25/- (26/6 post free)



A to Z in AUDIO

224 pages, 160 illustrations. Cloth bound
 Price 15/6 (17/- post free)



MORE ABOUT LOUDSPEAKERS

136 pages, 112 illustrations
 Price 8/6 (9/6 post free) Semi-stiff cover




PIANOS, PIANISTS AND SONICS

190 pages, 102 illustrations. Cloth bound
 Price 18/6 (20/- post free)



AUDIO AND ACOUSTICS

168 pages, 140 illustrations
 Price 12/6 (13/6 post free). Semi-stiff cover



ABOUT YOUR HEARING

132 pages, 112 illustrations
 price (semi-stiff cover) 15/6 (16/6 post free).
 Cloth bound 22/6 (24/- post free)



LETTER FROM U.S.A.

May, 1968

Dear Sir:

Would you please forward me a list of your books and leaflets presently available. I have had several of your books but friends have failed to return them over the years. I think your books are the finest works on high fidelity available and I would like to add them to my library again.


Thank you very much,
VERNON T. RANDLE,
 Dallas, Texas.

Leaflets giving a general outline of the contents of the above books are available post free from B.S.W., 13 Wells Road, Ilkley, Yorks.

Sold by Radio Dealers and Book Shops or in case of difficulty direct from the Publishers

RANK WHARFEDALE LTD., IDLE, BRADFORD, YORKS.
 Telephone: Bradford 612552

PEAK SOUND



**ES.10-15
 LOUDSPEAKER**

As described in
 'Wireless World'
 August and
 September 1968

**A revolutionary advance
 in design logic**

In the Peak Sound ES.10-15, low priced components are combined in an original way to produce a loudspeaker so startlingly good that it has no difficulty in comparing with speakers costing six or seven times as much. Mr. P. J. Baxendall, world recognised for his work on tone control systems, designed and describes this speaker in "Wireless World" August and September issues, and Peak Sound are privileged to offer the designer-approved assembly exact to specification.

60—15KHz (100—10KHz ±1½dB, Load 10 watts R.M.S.); Impedance 15 ohms. Performance is characterised by exceptional clarity and definition at all frequencies. Both size and cost make the ES.10-15 ideal for stereo. Full, simple assembly instructions with each speaker.

Equaliser assembly	£1.16.0
Special loudspeaker unit	£1.18.0
Purchase tax	8.1
Pack-flat Cabinet (18 x 12 x 10in.) In natural Afrormosia Teak, all parts cut and drilled.	£6.15.0

£10.17.1

Carr. paid in U.K.

Cross-over choke for using ES-10-15 with additional woofer £1.2.6

**IT ADDS UP TO BETTER QUALITY
 FOR FAR LESS OUTLAY**

Peak Sound products, including "Cir-Kit" adhesive copper strip for circuit building; the MS.8-5 bookshelf speakers, etc. are available from most dealers. In case of difficulty please send direct. Trade enquiries invited.

PEAK SOUND (HARROW) LTD.

32 ST. JUDES ROAD, ENGLEFIELD GREEN, EGHAM, SURREY
 Telephone EGHAM 5316

TO PEAK SOUND

Please send
 for which I enclose £.....s.....d

NAME
 ADDRESS

Block letters please

PW11

CODAR CR.70A

Communications Receiver 540-10 metres



The Codar CR.70A is an excellent general coverage communications receiver for the keen short wave listener. Very reasonably priced at just £19.10.0 the CR.70A is outstanding value for money. In four stable ranges, the receiver covers from 540 metres medium wave, right through the shipping and coastguard frequencies all the short wave and international amateur bands up to and including 10 metres, where the rapidly improving conditions that now prevail allow the regular reception of world-wide call-signs!


The CR.70A has a high 'Q' aerial input stage giving extremely high gain with low noise level. Double tuned, iron cored I.F. transformers produce high selectivity. Ready to plug into 200-250 volt AC mains, the CR.70A needs only your aerial and a 2-3 ohm loudspeaker. The cabinet measures only 13" x 5½" x 7½" and the control panel is finished in black and white with chrome trim knobs. Fully guaranteed for 12 months!

Buy your Codar equipment from your radio hobby store or direct from Codar. The order form will also bring fully descriptive leaflets (8d stamps appreciated).

STILL ONLY
19.10.0

Carriage 7/6 extra.


- *Ideal for SWLs *5 valves (inc. two twin triodes) giving 7 valve line-up
- *Excellent on amateur and shipping frequencies
- *Calibrated signal strength meter (illuminated)
- *Automatic volume control
- *Separate B.F. oscillator for morse and S.S.B. signals
- *Two speed vernier tuning



T20 RECEIVER FOR 160 & 80 METRES AMATEUR BANDS
9 transistors, bandspread 1.8-2Mc/s and 3.5-4Mc/s 12 volts, only 8" x 4" x 3½". Ideal portable, mobile or home receiver. Efficient BFO, printed circuits. ONLY £15.17.6. Carr. 4/6.



CR45 MAINS T.R.F. SHORT-WAVE RECEIVER
World wide reception. *Separate electrical band-spread. *3 slow motion drives. *Output 3 watts for 2/3 ohm speaker. *Valves ECC81, EL84, E200. Size 12" x 5½" x 7". CODAR-KIT CR.45K with 3 coils (10-28, 25-75, 60-178 metres). £9.15.0. Carr. 6/-. or ready built CR.45 £11.19.6. Carr. 6/-. Extra coils 5/4 each.



R.F. PRE-SELECTOR MODEL P.R.30
1.5-30Mc/s
Provides up to 20dB gain plus substantial image rejection, improved signal noise ratio and selectivity. Power requirements 180-250 volts 12mA H.T. 6.3 volts, 3 amp L.T. Size 8½" x 5" x 4". Ready built complete with cables, plugs and instructions. £5.19.6. Carr. 4/6. Self-powered P.R.30x £7.19.6. Carr. 4/6.



MINI-CLIPPER—OUR FAMOUS SHORT-WAVE RECEIVER
* Can be built in one evening. * Complete with valve, one coil 25-75 metres and 4 page instruction manual. Price £2.4.6. Carr. 3/-. Extra coils 5/4

CRC CODAR RADIO COMPANY
BANK HOUSE, SOUTHWICK SQUARE, SOUTHWICK, SUSSEX TEL 3149
World wide Mail Order Service

Please supply (tick as required)
 Enclosure cheque
 M.O. P.O. value of £.....

Kit stamp enclosed for leaflets

NAME

ADDRESS

POST ORDER FORM TODAY

turned down and can be caused by the reaction of the disc to the movement of the stylus. *Excessive needle talk at high frequencies is generally caused by high tip mass and at low frequencies by low compliance.*

Surface noise can be misleading. With modern vinyl records played at less than 3 gm weight noise due to the frictional effect of the stylus in the groove should certainly be 70dB or so below the normal signal and generally inaudible. Some discs are notoriously 'noisy'. But, less frequently realised and of equal importance, the structure of pick-up arm and playing deck can add much to the relaying and amplification of so-called surface noise. *Thin-walled pick-up arms and lightweight plates add much to the noise problem.* Unwanted resonances complicate matters still further.

Decoupled stylus is a term obtaining more recognition. A flexible member couples the stylus arm to the static parts of the pickup, acting as a kind of shock absorber. By further decoupling the rondel (stylus shank) from the stylus arm, an even lower tip mass can be produced. The problem is to decouple in this way and still avoid the loss of high frequencies, and of stereo separation.

Anti-skating devices are used to compensate for the natural inward pull of the pick-up arm, and take the form of *bias correctors*. More will be said about these in the section devoted to measurement and performance checking. Low pivot friction is needed to counteract stiffness, and this allows the forces exerted on the stylus to become more evident in one direction and to change according to the angle of the arm. Bias correctors thus act to compensate for a changing *side-thrust*. *A longer arm can reduce side-thrust caused by the 'drag' of the moving disc.*

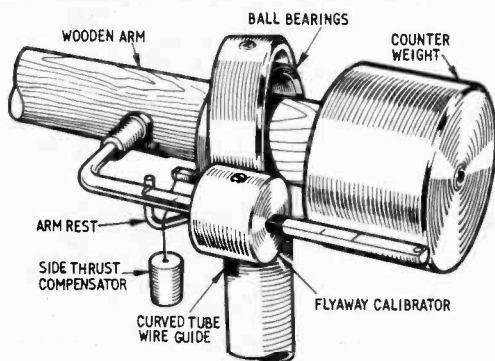


Fig. 7: Pritchard pick-up system employs thread-and-weight compensator device to equalise the pressure on both walls of the groove. Ball and cup bearings in gimbals reduce vertical and lateral friction. Playing weight is adjusted by patented 'flyaway' calibrator.

Rumble can originate in the action of the turntable. It will be reduced by good bearings, a heavy turntable and generally good engineering. But some rumble is inevitable: this does not mean it should be heard. It can be further reduced below audibility by good pickup damping and good arm design, and by the solid mounting of the playing deck so that

physical transmission of sound back to the stylus is avoided. Rumble below 30c/s will not normally be heard, and if the lower resonance of the pick-up system can be arranged to be just above this frequency, the falling response below this resonance will help cancel out rumble. But adequate damping is needed to cancel out the resonance, and this is a question of overall design.

Vertical response of the pick-up is most concerned with rumble sensitivity. If the vertical cut-off frequency is higher than the lateral, some improvement can be gained. Moreover, if the vertical inertia of the arm is greater than the lateral inertia, even more protection against rumble is given. Pick-ups often have a vertical to lateral compliance ratio of 1:3, giving a lateral response flat to about 25c/s, a stereo response to about 30c/s and a vertical response that cuts off at about 45c/s.

Loudspeakers

Perhaps the best-known form of transducer is the loudspeaker, and of the various types, the moving coil design is by far the most popular. But this is by no means the only type of loudspeaker design to achieve success. Gilbert Briggs, in his immensely readable book(s) on loudspeakers cites many examples of basic design beginning with the original moving iron and balanced armature types and the horn attached to a telephone earpiece which was surely the earliest attempt at electro-acoustic amplification. Of the types one or two have been passed over lightly, but are beginning to come back into fashion with improvements in materials and development. Among these may be mentioned the electrostatic speaker, the ribbon speaker and the Ionophone design.

Moving-Coil Speakers

Figure 8 shows a cross-sectional view of a typical twin-cone loudspeaker of good quality. Although possessing several special features, it embodies the fundamentals of moving-coil design. The coil is attached to a cone-section diaphragm, and is suspended in the annular gap of a fixed, permanent magnet. Currents through the coil cause flux-cutting of the magnetic lines of force and the cone moves, driving a body of air before it to produce the sound. This is the inverse to the principle of the moving coil microphone, which we studied earlier in this section.

Modern loudspeaker magnets are of ceramic material, with a high flux density. The type illustrated in Fig. 8 has a flux density of 16,500 gauss and a total flux of 185,000 maxwells, using a 1½ in. diameter voice coil of aluminium construction (for weight reduction) and a heavy diecast chassis. Handling 20 (British) watts of power, its frequency range is 30-16,000c/s and its fundamental resonance is at 35c/s.

One feature of this design is the plastic suspension of the cone to achieve greater flexibility. There are various points of view about cone suspension and cone stiffness, but in general we must remember that the cone itself should not contribute any distortion due to resonances. Several factors affect performance. Size is the first consideration: all other things being equal, the larger the cone, the better the bass performance. A greater diameter enables a greater mass of air to be moved and more power can be developed. But this depends also upon the cone excursion.

TRIO for everyone



Japan's leading producer of transistorised High Fidelity equipment has a "small" name—but a name synonymous throughout the world with forward thinking design and high quality manufacture. TRIO transistor circuitry is highly developed and produces reproduction characteristics comparable to the valve equipment for so long used as the yardstick of quality—thus offering complete satisfaction to the ear of even the most critical Audiophile.


The range of Stereo Amplifiers and Tuner Amplifiers covers units with power ratings of 12 + 12 to 70 + 70 watts RMS per channel and includes the only multi-channel (three amplifiers per side) Stereo Amplifier at present available in the world—the "Supreme 1" with 142 watts total RMS power. Input sensitivities of only 2mV on pick-up and tape inputs, suitable for all the new generation of low output cartridges and tape heads, are standard on all models.

Let TRIO speak for itself—ask for a demonstration at your leading High Fidelity Showroom, it will be a rewarding experience and by buying TRIO you will almost certainly pay less—and get more!

Illustrated above: the new outstanding value TK-150T 13.5 + 13.5 watts Stereo Amplifier—recommended retail price £35.0.0, shown with HS-3 Stereo Headphones—recommended retail price £5.15.0.

Right—top to bottom: compact model TK-250T 20 + 20 watts Stereo Amplifier—recommended retail price £49.10.0; TK-350T AM-FM Stereo Tuner—recommended retail price £56.0.0; TK-40LT AM-FM (MW/LW) Stereo Tuner/16 + 16 watts Stereo Amplifier—recommended retail price £98.0.0.

Illustrated leaflets giving full technical details of these and other TRIO models are available on request with the name and address of your nearest appointed TRIO dealer.



SOLE UNITED KINGDOM DISTRIBUTORS

B. H. MORRIS & CO. (Radio) LIMITED

84-88 NELSON STREET, TOWER HAMLETS, LONDON, E.1 Telephone: 01-790 4824

Overseas customers please note: TRIO equipment is available in the United States and other parts of the world under the KENWOOD brand name.

Ordering Components is **FUN**



with **THIS**
Catalogue
in your hands!

**A bargain
at 7/6
plus 3/- p&p.**

Ever had trouble locating a particular piece for your project? Ever wasted time thumbing through confusing price lists? Ever been foot-weary and frustrated tramping round the shops?

Sigh no more. Just sink into an armchair and enjoy life with a Home Radio Catalogue!

Pick your parts. Grab your pen. Make for a letter-box. Your chosen items will be with you almost before you can get back to that armchair!

This Catalogue really is a *must* if you're interested in Radio and Electronics. It has 256 pages, over 7,000 items listed, over 1,300 illustrations. With each catalogue we supply a Bargain List, a Book Mark giving Electronic Abbreviations, an Order Form and an Addressed Envelope. All this for only 7/6 plus 3/- post and packing. By the way, every catalogue contains 5 vouchers, each worth 1/- when used as directed. Send the coupon today with your cheque or P.O. for 10/6.

Please write your Name and Address in block capitals

Name

Address

Home Radio (Mitcam) Ltd., Dept. PW, 187 London Rd., Mitcham
CR4 2YQ

Shape and angle of cone are other important factors. Circular cones are easier to make than other shapes, but elliptical and (practically) square cones are favoured by many manufacturers.

The elliptical cone is a method of obtaining the largest possible cone area in a given space. The cross-sectional shape may be straight or curved, and the use of straight cones can cause 'break-up' effects if the suspension is not specially designed to guard against this phenomenon. *Cone break-up is caused by low, damped resonances in the cone itself. This produces a rise in output at mid-frequencies.*

A flared cone can reduce this effect, but the production of sub-harmonics is then a danger. Inter-modulation distortion can be caused, and again, good suspension design—and enclosure design—is needed to obtain the best results.

The angle of the cone affects directionality. Shallow cones are less directional than deep ones, but are weaker when fully powered at the lower frequencies. Ribs and corrugations in the cone can modify the above characteristics, and various means are favoured by different makers.

The weight of the cone, dependent on the material and its thickness (and rigidity), help determine the fundamental resonance frequency. *The heavier the cone, the lower the resonance, but the lower the efficiency.* Light cones with highly compliant suspension systems can lower the resonance, but voice coil centring is more difficult and cone rigidity harder to achieve. For this reason, materials of greater inherent stiffness (such as light metals) have been used in some designs. These are more common for high frequency units. Great care is needed to avoid peaky responses due to hard cones. As most of the high frequencies are radiated from the cone centre region, a compromise is possible, with the central portion stiff and the outer region softer.

Compliance is important to obtain a low resonance. This can be improved in different ways. Corrugations of the outer edges of the cone, treatment of the outer section of the cone with viscous damping agents and soft surrounds of various materials that have included leather, goatskin, velvet and expanded polyurethane foam, are all methods of obtaining low cone resonance.

As important as the cone and its suspension is the way it is enclosed. Cabinet design is a subject too large for the terms of reference of this supplement, but a few words on general principles may be appropriate. In particular, it should be remembered that the cabinet—more properly, the enclosure—should not of itself contribute to the distortion level, but must nevertheless be considered with the loudspeaker unit as a combined radiator of sound.

The criterion for one popular design was undoubtedly reduction of size for the same frequency coverage and power output as a larger unit could produce. To this end a light and rigid metal diaphragm of only 4in. diameter was employed, but with special suspension and speech coil to magnet relationship that enabled the maker to form a module capable of reproducing a claimed 20 to 20,000 c/s at low distortion, with power distribution afforded by combining the modules. Each unit handles 12W r.m.s.

Quite simple cabinets were recommended by the makers, with a single rectangular opening in the front and a port and tunnel arrangement on the



inside surface. Lining of the cabinet requires complete acoustic filling. The material recommended for this model is bonded acetate fibre. Not all designs use the same filling, and care must be taken when fitting pads and filters that the right materials are chosen. Joints of the cabinet are made airtight, screwed and glued, with foam plastic sealing between the module and the top of the tunnel. A further example of acoustic wadding is given in Fig. 9, where pads of fibrous material are hung vertically in the space behind the speaker unit.

Resin-bonded Fibreglass is used by several authorities for sound absorption. The principle behind absorbers is that sound from the radiator should be allowed only in a forward direction, but it must be free to travel, so acoustically "dead" material is needed in an enclosed space to prevent the sound waves "bouncing around" the cabinet. When they are free to do this, standing waves are built up, the resonances due to the cabinet shape give enhanced sound at some frequencies and act as deadeners to others and completely upset the frequency response of the system. Moreover, the effect of the sound wave reflected from the cabinet inside to the cone of the speaker is to damp the piston action and reduce overall power. *Cabinet design is an advanced study: wherever possible, recognised designs should be followed, cabinet and loudspeaker unit being considered as a whole.*

Baffles are the plates on which loudspeaker units are mounted. They must be flat and rigid, and the material has to be chosen to have least effect on

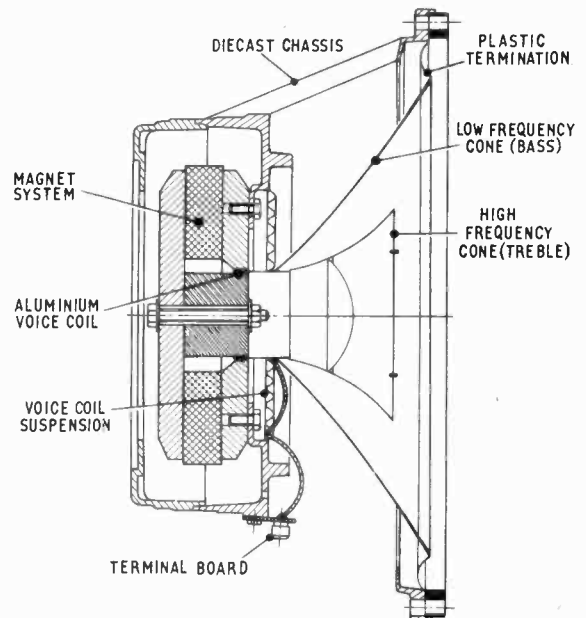


Fig. 8: Cross-section of 12-inch version of the widely used Goodman Axiom loudspeaker (twin-cone, single-unit).



AUDIO SUPPLEMENT

the sound. Wood is still reckoned to be the best material, despite experiments with many others, including, marble, aluminium and slate. For optimum results with a given weight and cost, two sheets of plywood with sand between are recommended by a leading maker.

This is for a flat baffle, whose response tests show a fall of 6dB per octave at frequencies below the critical point determined by size. To reproduce C₃, for example, the bottom C on the piano keyboard, whose frequency is 32.7c/s and wavelength 35ft., the minimum diameter baffle suspended in free air would have to be 17 feet—rather large for the living room *Mounting a loudspeaker unit in the wall of a room is one way of achieving a near infinite baffle.*

So-called infinite baffle enclosures make use of a slightly different principle. By totally enclosing the loudspeaker, making the box airtight, and filling it with wadding, all back radiation is prevented and in theory all the radiation of sound comes from the




Fig. 9: Cabinet resonances are reduced (in theory, eliminated!) by inserts of special acoustic wadding in the sealed cabinet, as shown.

er and of rigid construction. When added to a bass unit with a properly designed crossover unit, a good frequency coverage can be produced. The bass unit is relieved of the necessity of handling the rapid excursions of the high frequencies and less cone "break-up" will be encountered.

A tweeter will be added to an existing system in several different ways, as shown in Fig. 10. The simplest method, (a) is a high-pass filter, giving a crossover at 3.5kc/s. The capacitor should be a good paper type, but electrolytics can be used after being "d.c. aged". This is done by applying a voltage of about a quarter to a fifth the rated d.c. working voltage, first in one direction, then the other, to stabilise the electrolyte. But when modern metallised capacitors are available so cheaply, this hardly seems worth while.

Additional types of loudspeaker of great popularity, but higher cost, include the "tweeter with no moving parts", based on the original Ionophone. An r.f. oscillator ionises a column of air which is modulated by the sound and produced via a horn. Very clean "top" is possible when this unit is properly matched.

The electrostatic loudspeaker has long been the pet of one leading company, and is capable of remarkably good wide-range reproduction. It is often difficult to match, especially to a transistorised amplifier, but well repays the extra trouble taken, and the slightly higher cost.

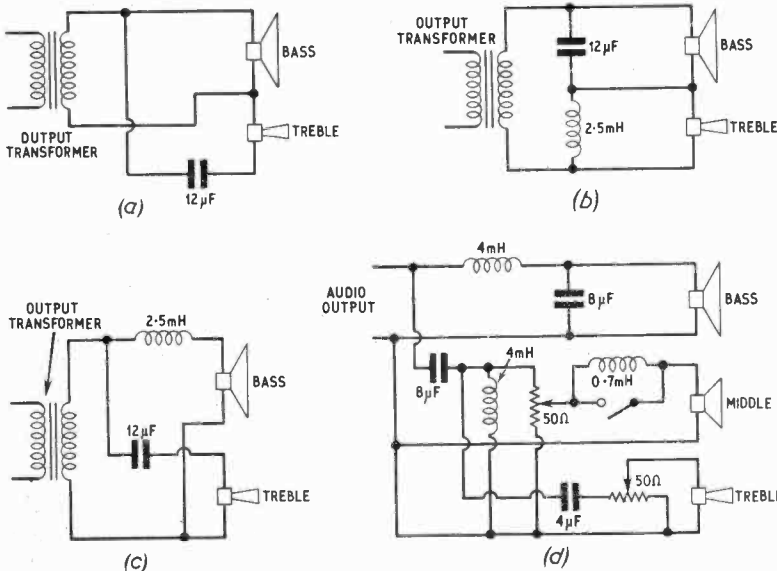


Fig. 10: Adding a tweeter. (a) simplest method, a series capacitor (15 ohms units); (b) Quarter-section series network for economy; (c) Quarter-section parallel network permits partial matching of disparate impedance units. (d) Half-section, three-speaker network, with crossover frequencies 800 and 5,000c/s. using volume controls and switch for 2 or 3-way operation.

front. But there are various parameters to be considered; cone mass, suspension stiffness, unit compliance, radiation resistance and air load reactance all modify the theory.

Surprisingly good results can be obtained from 'shoe-box' sized loudspeaker enclosures built on the infinite baffle principle. More power is needed to drive these units, and bass cut-off is generally higher than with a larger reflex cabinet, or alternative "open" design. However, where the overall system has deficiencies in the lower frequency region, this can be a good thing!

High frequency speakers, or tweeters, are directional and handle less power, so can be much small-

**NEXT MONTH — SERVICING,
TEST EQUIPMENT,
WORKSHOP PRACTICE**



Redbridge **No. 21** *AMATEUR RADIO* *SOCIETY*

SOMEONE said something to the effect that great oak trees grow from little acorns which is a pretty good description of how the Redbridge Amateur Radio Society have progressed.

In July 1967 four radio "acorns" met—G3JHY, G3JTS, G3ODS and an s.w.l. called Bill. News, like r.f., travels fast, and by the following month the number had risen to eight. The increase in membership continued but unfortunately as the membership swelled, the size of G3JTS's living room remained constant and it was decided that a larger premises was a dire need if the meetings were to continue.

After many reconnaissance delegations had prowled the district and returned empty-handed, G3ODS managed to locate a suitable room in a local church premises at a nominal rental, and the Redbridge Amateur Radio Society had found a home. The rental for the room is recouped by prising a "bob" from each member's purse as he enters the door. There are no trading stamps, but the shilling so invested does entitle the donor to a cup of tea and biscuits at half-time. If you happen to be under sixteen, it only costs sixpence.

Meetings have continued at this QTH ever since and take place on the first and third Mondays of each month except Bank Holidays. Topics vary from the time-honoured ragchews to demonstrations, lectures, junk sales and open discussions etc. The club hopes to be able to install some gear including transmitting equipment in due course so that licensed members can operate from the club while s.w.l.'s can see for themselves just how it's done.

Short wave listeners and beginners are very welcome at Redbridge, in fact quite a large number are in regular attendance. Every encouragement is given to those wanting to get an amateur licence. On Thursday evenings, chirps and tweets can be heard emanating from the QTH of G3JTS. This is a regular morse practice session and, at the time of writing, there are eight keen types in attendance. G3JTS calls a halt for a cuppa around 2050-2100hrs (clock time) and then it's heads down again for more c.w. practice.

Anyone interested in radio, whether licensed or not, is very welcome at Redbridge. The club is also very pleased to welcome visitors. It doesn't matter what you do for a living, who you are or what knowledge you might or might not possess, the only qualification to join the club is an interest in radio. The club has purposely fixed its meeting nights in order not to clash with other local groups at Chadwell Heath and East Ham.

Meetings are held at the Presbyterian Church, corner of Oakfield and Albert Road, Ilford, Essex (near Ilford Town Hall). Anyone is welcome on Club nights, or you can contact Bob (G3JHY) at 70 Kensington Avenue, Manor Park, E12, for further particulars.

By-the-way, "Not knowing much about radio" or "being a beginner" are not accepted as being a good enough excuse for *not* joining the club, so how about looking us up? Anyway, where else could you get such a lovely cuppa and biscuits for a bob?

Photographs. Top: G3JTS hands round the sugar bowl while G3JHY (right) stirs. Centre: Ken Smith, G3JIX, explains away some of the mysteries of how transistors work. Bottom: Some of the gang getting their bob's worth.



ON THE SHORT WAVES

MONTHLY NEWS FOR DX LISTENERS

Times GMT
Frequencies in k

THE BROADCAST BANDS by CHRISTOPHER DANPURE

THE month of October besides being the last month of the Spring/Autumn schedules is also a month when great changes occur in propagation conditions. During September there was not much change in these propagation conditions, but when October starts you will find the higher frequency bands will close considerably earlier than in September and open much later, and stations over short distances will start to skip greater distances earlier in the evening. Generally there will not be much difference between the October and November propagation conditions. On November 3 stations will change over to their Winter/Summer schedules, so the information in this column will be liable to change on that date. Now onto this month's propagation predictions.

West Africa: 0800-1400 25, 21, 17 and 15Mc/s; 1400-1600 25, 21, 17, 15 and 11Mc/s; 1600-1800 25, 21, 17, 15, 11 and 9Mc/s; 1800-2000 21, 17, 15, 11, 9, 7, 6 and 5Mc/s; 2000-0200 17, 15, 11, 9, 7, 6, 5 and 4Mc/s; 0200-0600 15, 11, 9, 7, 6, 5, 4 and 3Mc/s; 0600-0800 15, 11, 9 and 7Mc/s.

South Africa: 0800-1400 25, 21 and 17Mc/s; 1400-1600 25, 21, 17 and 15Mc/s; 1600-1800 25, 21, 17, 15 and 11Mc/s; 1800-2000 21, 17, 15, 11, 9, 7 and 6Mc/s; 2000-0200 17, 15, 11, 9, 7, 6 and 5Mc/s; 0200-0400 15, 11, 9, 7 and 6Mc/s; 0400-0600 15, 11, 9 and 7Mc/s; 0600-0800 21, 17, 15 and 11Mc/s.

East Africa: 0800-1400 25, 21, 17 and 15Mc/s; 1400-1600 25, 21, 17, 15, 11 and 9Mc/s; 1600-1800 25, 21, 17, 15, 11, 9 and 7Mc/s; 1800-2400 17, 15, 11, 9, 7, 6 and 5Mc/s; 2400-0200 15, 11, 9, 7, 6 and 5Mc/s; 0200-0400 11, 9, 7 and 6Mc/s; 0400-0600 11 and 9Mc/s; 0600-0800 25, 21, 17, 15 and 11Mc/s.

South Asia: 0800-1200 25, 21, 17 and 15Mc/s; 1200-1400 25, 21, 17, 15 and 11Mc/s; 1400-1600 21, 17, 15, 11, 9, 7 and 6Mc/s; 1600-1800 17, 15, 11, 9, 7, 6, 5 and 4Mc/s; 1800-2000 15, 11, 9, 7, 6, 5 and 4Mc/s; 2000-0200 11, 9, 7, 6, 5 and 4Mc/s; 0200-0400 11, 9, 7 and 6Mc/s; 0400-0600 11 and 9Mc/s; 0600-0800 25, 21, 17, 15 and 11Mc/s.

South East Asia: 0600-1000 25, 21 and 17Mc/s; 1000-1200 25, 21, 17 and 15Mc/s; 1200-1400 25, 21, 17, 15 and 11Mc/s; 1400-1600 25, 21, 17, 15, 11, 9 and 7Mc/s; 1600-1800 17, 15, 11, 9, 7, 6 and 5Mc/s; 1800-2000 15, 11, 9, 7, 6 and 5Mc/s; 2000-2200 11, 9, 7, 6 and 5Mc/s; 2200-2400 11, 9 and 7Mc/s; 2400-0200 11 and 9Mc/s; 0200-0500 11Mc/s only; 0500-0600 21, 17 and 15Mc/s.

North East Asia: 0800-1200 25, 21, 17 and 15Mc/s; 1200-1400 17, 15 and 11Mc/s; 1400-2400 11 and 9Mc/s; 2400-0600 11Mc/s only.

Australia via Asia: 0500-1000 25 and 21Mc/s; 1000-1200 21, 17 and 15Mc/s; 1200-1400 21, 17, 15, 11 and 9Mc/s; 1400-1800 17, 15, 11, 9, 7 and 6Mc/s; 1800-2000 15, 11, 9, 7 and 6Mc/s; 2000-2200 11 and 9Mc/s; 2200-2400 11Mc/s only; 2400-0500 Circuit closed.

AFRICA

South Africa: *R. R.S.A.* Johannesburg is now using for its Afrikaans Service on Sundays from 0756-0950 25,790, 21,535, 15,220 and 11,900. English to New Zealand from 0956-1050 is on 21,535, 17,805 and 15,220. English to Africa from 1056-1150 is now on 25,790, 21,535, 15,220 and 11,900. English to Australia from 1156-1250 is now on 21,535, 17,805 and 15,220. English Broadcast to Africa then run from 1256-1450 on 25,790, 21,535, 15,220 and 11,900, 1600-1650 on 11,900 and 9,525, 1700-1750 on 21,535 and 17,805, 1800-1850 on 21,535 and 17,805, to West Africa from 2100-2150 on 21,535 and 17,805. The North American Service from 2326-0320 is now on 15,220, 11,875 and 9,705.

ASIA

Dem. Rep. Vietnam: *The Voice of Vietnam*, Hanoi has now a Daily English Broadcast from 2000-2030 on 7,416, 10,224 and 15,018, beamed to Asia, Africa and Europe.

NORTH AMERICA

U.S.A.: According to information received by Mr. C. Pearson the *AFRTS* is now on the following schedule:

New York Service from 1330-2300 on 15,430, 1330-1630; on 21,600, 1630-2300 on 21,605—all beamed to Europe. A 24-hour service is beamed to the Caribbean area from 0600-1200 on 9,755 and 1200-0615 on 15,330. The West Coast Service from Los Angeles is now from 2130-0400 on 21,500; 2130-0730 on 17,765; 0300-0800 on 15,410; 0600-1630 on 11,805; 0800-1630 on 9,700. Relay from Poro, Philippines to S.E. Asia 0645-1030 on 15,250.

EUROPE

Sweden: *Radio Sweden* is now on the following schedule until Nov. 3, 0445-0615 on 17,840; 0630-0715 on 6,065; 0830-0900 on 17,800 and 11,765; 0930-1030 on 21,690 and 9,625; 1030-1100 on 9,625; 1100-1215 on 15,315 and 9,625; 1230-1330 on 21,690 and 15,420; 1400-1530 on 21,585 and 17,840; 1600-1700 on 21,585 and 15,310; 1730-1800 on 15,240 and 6,065; 1800-1830 on 15,240; 1830-1930 on 15,240 and 11,705; 1945-2015 on 6,065; 2015-2115 on 11,915 and 6,065; 2130-2230 on 11,705 and 6,065; 2245-2345 on 11,705 and 11,790; 2400-0230 on 11,805 and 11,705; 0300-0430 on 11,705. English is heard for 30 minutes at 0515, 1100, 1230, 1400, 1600, 1900, 2045, 2245, at 0030 and 0200 on 11,805 only, and at 0300. There is also a Medium Wave English Service Daily at 2245-2315 on 1,178, extended on Saturday night until 2430.

That's all for this month, deadline this month for all news is the 15th, so good listening and 73's.

GUESS what your Uncle David got this month. Two logs for forty metres and one for four metres—yes, 70Mc/s. So there is life in human form up there after all. Sad news for those who thought the world ended at 30Mc/s.

A fantastic pile of letters this month, so many that the local postman is claiming from me for his hernia! Let's start off with the comments and remarks of interest. The case of Jan Meyen Island and its prefix still rages. JX is Jan Meyen says K. Haywood (Lancs.) but what's NU3FYS? (The wittiest remark received will be rewarded with a dud OC71). Yes, JX is the Jan Meyen prefix warbles S. Pitt (Essex). Definitely, reckons C. Morgan (Northumberland). No, JX is the Svalbard Archipeligo JW is Jan Meyen says R. Sherwin. (Oh Gawd, I wish I'd never mentioned the business). C. Morgan queries LG5LG claiming to be—no never mind let's sort Jan Meyen out first.

Looking round the six bands generally they all seem in pretty good shape except 10 metres which stays pretty quiet at all QTH's. Fred, GC3SVK/P, was logged on topband by quite a number of listeners but some said that he was still in Guernsey and not Jersey on the 7th. Shame on you Fred, what was her name?

Twenty metres offered some very good DX and remained open for quite long consistent periods. Oceana came through most mornings around 0600 while South America peaked up in the late evenings about 2200. Fifteen appeared very good at times but patchy. Certainly there was no shortage of African and S. Americans.

FOUR & FORTY

"Thanks for your mention of the four metre contest" says J. Ashworth (Lancs.). He has a converted R1132A with crossed dipoles (NS and EW) at 30ft. He logged 126 stations which included EI2W (20W to a 4ele), G3JIJ/P (100mW from Ingleborough Hill Summit, Yorks.), G3RLE/P (100mW from Pen-y-ghent summit, Yorks.), GW3ERB/P (15W, Halkyn Mountain, 950ft. a.s.l.), GW3ITZ/P (5 miles S.E. of Flint), GW3NUE/P (Pen-y-gaderfawl, 2,600ft. a.s.l.), GW3OXD/P (Radnor). John says that the main spots of four metre activity seem to be Southport, Liverpool, and Wirral.

F. McVerry (Lanarkshire), R1155, 75ft. long wire at 20ft. running NS sends in a FB log for 7Mc/s—CM2DC, CO3NR, CN8AW, CR6JW, CT2AP, EA6BG, EA8FF, FØKC, GB3SH, GC3GS, HBØAAI, ITIKAT, JX2BH (no comment), K7WWR, KL7FLG/P/3, LJ2X, LU2DGO, LX1SL, OK8AAA, OX3DX, OY2H, OY5NS, PI1NTB, PY6HL, PZ1CF, TA2RX, TF3OM, UL7QO, VE1AMB, VE3OE, VK7SM, WIBWN, W5OVR, W9AQW, YV1AP, ZC4RB, ZD9BE, ZS1JA, ZP3AB, 3V8AA, 4X4WN, 5N2AAX, 6W8AL, 9Y4KR.

Francis tells of G3SWZ working some 30 countries on 7Mc/s with his 1½ watt rig. Vy FB indeed.

Martin Pasek (Notts.) QP166 into an HRO, "40 metres X beam made of wire" (Cor)—LU9DM, PZ1AX, SMØKN/Ø, VK2ABZ, VK2AYC/M, VK3AC, W2RFS, YU2AKL, ZL2BCG. Martin says that ZL2BCG is also on eighty s.s.b. around 0600 and then QSY's to 7.097 ± 3kc/s at 0615. The VK's peak around 0730.

FIFTEEN

J. Baker (Lancs.) PCR3, 60ft. long wire at 18ft. running NW/SE—CE3FI, CN8BV, CO8RA, CP6EL, CR4BH, CR6LL, CR7IC, CT2AC, EA6BC, EA8FF, ET3REL, FM7WE, HC2LM, HI3AGS, HK1NR, HP4BIW, HR1KS, JA1IJH, JA2IHK, JA6DZA, KG4AM, KP4AOW, KV4FC, LU2AHL, OA5AM, OD5EP, PY2DPG, PY7OS, PZ1BX, SV1CD, TJ1AL, TU2BQ, VE2BAG, YV3FB, ZC4MO, ZD8Z, ZE2KL, ZS1BV, ZS5BK, ZS6IN, 3V8AA, 4X4ZL, 4Z4HG, 5A4TH, 5N2AAF, 5W1AS, 5Z4LG, 6W8AL, 7Q7BM, 8P6BC, 9G1FL, 9G1GD, 9H1K, 9K2CC, 9M2PO, 9Q5LC, 9Y4CR, 9X5LR.

P. Starling (Essex) HRO, 30ft. of wire at 15ft.—CR6DP, EL4C, EP3MAM, ET3REL, JT1GF, KØBSZ, K1GUD, OD5BZ, PY5EC, ZC4GM, 4X4BL, 4Z4HO, 5A1TG, 5A3TX, 5A4TH, 5Z4LG, 9H1BG, 9K2CB, 9K2CC.

TWENTY

C. Morgan (Northumberland), CR150/2, 25ft. vertical, s.s.b.—AP2MR, DU1DBT, HC4PS, HP1LV, JH1DHQ/MM, K5ZSX/AM, K8LSB/P/KG6, K2NA KH6BX, KL7EZM, KR6EB, KV4DB, PJ3CC, PY1BOY, PZ1AC, VK2ALR, VK5XV, VK6NM, VK7DK, VK9XI (Christmas Island), VP7NP, VP8HZ, VQ8CG, VR6TC, VS6DR, VU2DKZ, W4UAF/P/KH6, W7DLF, WA2FWQ/MM, WA6GZZ/AM, XE1KV, YN1GLB, ZL3UY, ZS5DC, 4Z4HF, 5H3KJ, 8P6AU, 9M2BK, 9N1MM, 9V1NR.

H. Norman (Suffolk), modified Vidor CN385, 45ft. end fed with an a.t.u. (sensible chap)—CE3BE, OA4TN, OX4WN, PJ9AQ, PY3GV, SK4AZ, VE1ASJ, VE3NL, VE6AQL, VK1RB, VK2SU, VK3VK, VQ8BCI, XE8UBL, YV5CNQ, ZP3BW, 4X4DL, 5A2EF, 5Z4KL, 9G1GD.

G. Kelly (Liverpool), R107, 35ft. vertical—all s.s.b.—CE1IU, CPIAP, CN8MT, CR6CA, CR6CA, CR7CH, CT2NAA, CX9AN, DU1HR, EL2AS, HC4WN, HC5MP, HI3ELJ, HPIQH, HR6EB/P/2, HS3MJ, JA1AE, JX1OM (snigger), JX3DH9 (titter), K1FNA/P/KG6, KL7AHB, KR6NR, LU2CF, LU8PM, MP4TCE, OA4BS, OX5AY, PX1YY, PY1TX, SVØWGG, TI2LJ, TU2BQ, VE8RCS (Weather Station on Ellesmere Is.), VE8ML, WB4IRT/AM, YE1DAN, YV4IIQ, ZB2AY, ZD8CC, ZP5CF, 9Y4VT, 806AH, 7X2ED.

R. Street (Surrey) 6-valve s'het, 5RV at 10ft.—CO2FA, CP4DA, EL2Z, FØ8BY, HS3ZZ, JX1OM, K7DSB/P/KH6, VP2IA, VS6DR, YA1AP, YK1AM, ZP5JB, 4A2IH, 5U7AL, 8P6BX.

I. Stevenson (no address), GC-1U, 50ft. end fed—CT1MW, FØM1/FC/M, HBØLL, HV3SJ, K6UJW, PY7AOA, PX1UB, VE2WY, VK2SG, VK3ABE, VK4KS, WA6EWI, WN6OIV, W6CCB, W7LFA, YV5BDA, ZL3QM, ZL4BX.

CONTESTS

There's a few contests about in October; 5-6, 70cms contest; 12-13, ten metre phone contest, how about listening? 12-13, 1,296Mc/s contest; 19-20, Jamboree on the air; 26-27, 40 metre c.w. contest. Deadline for logs is 14th of this month, good listening.

PYRAMID ALL PURPOSE SYSTEM

By F. G. RAYER



PART 3—CRYSTAL DIODE TUNER and TRANSISTOR MORSE OSCILLATOR

THE tuner is an exceedingly simple unit, giving medium and long wave coverage. With such a tuner, results depend largely on local conditions, distances to stations, and the aerial. Usually, two or more BBC stations can be expected with an indoor aerial and earth, or an outdoor aerial without earth. Volume is greatly increased by employing a fairly good outdoor aerial and earth.

If the tuner is used with the "Pyramid" amplifier, very good volume can be obtained. Such a tuner is not intended for long distance reception, or in circumstances where the single tuned circuit does not give enough selectivity. The tuner may be used with other amplifiers, or as a crystal radio, operating headphones. A reasonably effective aerial and earth will then be needed.

Construction

Figure 1 is the circuit of the tuner. The tuned windings are on a $4 \times \frac{3}{8}$ in. diameter ferrite rod, as this allows an efficient coil to be made with minimum difficulty. The medium wave section, from A to C, has 55 turns of 28 s.w.g. double cotton covered wire, about $\frac{1}{8}$ in. from one end of the rod, and wound in a pile to occupy about $\frac{1}{2}$ in. The aerial tapping B is 15 turns from C. The long wave section, between points D and E, has 140 turns of 32 s.w.g. silk covered wire, and occupies a pile about $\frac{1}{8}$ in. long, 2 in. away from the medium wave section. The windings are connected at C and D so that all turns throughout (that is, from A to E) are in the same direction. Other wire gauges could be used, or a ready-made coil for medium waves, or medium and long waves might be selected.

The parts are assembled in a plastic box about $4\frac{1}{2} \times 4\frac{1}{2}$ in., Fig. 2. Holes should be drilled with care, as the material may be brittle. For this reason,

large holes for switch and variable capacitor are best made by drilling a ring of small holes.

A co-axial lead takes output to the amplifier, the outer part of the plug and outer screening forming the earth return circuit. For headphone reception as a crystal set, two further terminals could be fitted instead—one connected to earth, and the other to the diode. Medium or high impedance phones (500 to 4,000 Ω) are most suitable.

Aerial

Though used remote from any BBC station, it was found that a 15ft. indoor aerial gave enough volume, when an earth was added. An insulated wire can be stretched along one or two walls of a room, near the ceiling. Extremely short or poor aerials can be connected directly to point A.

Outdoor aerials are erected in the usual way, and

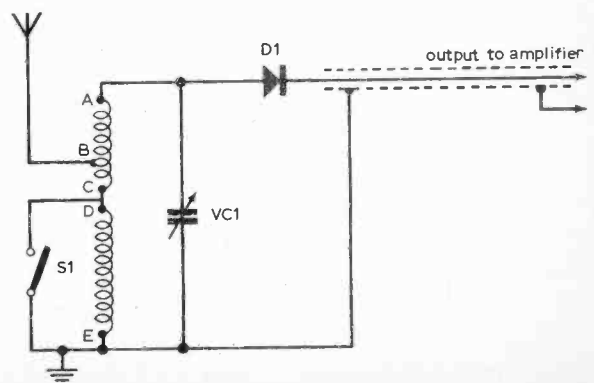


Fig 1: Circuit of the crystal diode tuner.

may be some 20 to 50ft. or so of 7/26 or other aerial wire, according to circumstances. An outdoor aerial may be required if the tuner is used with an amplifier having less high gain than the one described.

Medium wave coverage is obtained with the switch closed or "on" and long waves with it open or "off". With long aerials, tuning may be made more selective by including a small capacitor in the lead to the aerial terminal.

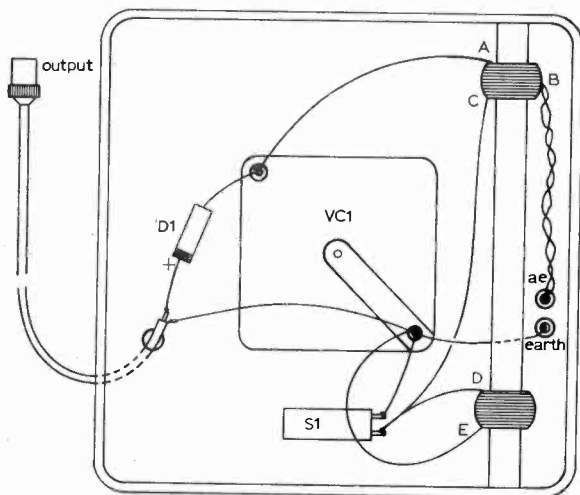


Fig. 2: Construction and wiring details of the crystal diode tuner.

★ components list

DIODE TUNER

500pF variable capacitor; knob; on/off switch; OA81 or other diode; 4 x 3/8 in. ferrite rod; 28 s.w.g. and 32 s.w.g. wire; two terminals; plastic box; screened or co-axial lead and plug.

Transistor Morse Oscillator

This is a single transistor oscillator producing an audio tone for Morse code practice. It is intended to plug directly into the "Pyramid" amplifier for loud-speaker output. It could be used with other amplifiers, or by itself with headphones.

Figure 3 is the circuit, and a small driver type receiver transformer is employed for feedback, one connection of the tapped secondary being unused. Should a different transformer be fitted, connections to one winding may have to be reversed, to obtain oscillation.

Since the amplifier mentioned has high gain, output is taken from the oscillator emitter, Fig. 3. For headphones, or amplifiers requiring more input, the audio signal can be taken from the collector, through a 0.1μF or similar capacitor, as in Fig. 3. The amplifier is returned to the positive line of the oscillator with the equipment described, this connection is made by the outer part of the co-axial plug.

Construction

The parts are assembled on a small paxolin panel, Fig. 4. Dimensions could be changed to suit a small plastic box or case to hand. Components occupy one side of the panel, and wiring is carried out on the reverse. Two flexible leads run from the points shown, and are taken to the key terminals. Connections to the amplifier can be by co-axial screened lead, or twin flex. The oscillator emitter goes to the amplifier audio gain control, the co-axial inner conductor being used for this purpose.

As a 1.5V supply was found most suitable, and current required is very small, a single dry cell is soldered directly in place. The zinc case is negative. No switch is present because current is only drawn when the key is closed. All transistors tried worked satisfactorily, including cheap surplus audio types.

Audio Tone

It is only necessary to plug in as described, and adjust volume with the amplifier control. Adequate volume, according to circumstances, will result in an amplifier battery drain of about 15 to 25mA (key down). It is as well not to have volume so great that current exceeds 50 to 60mA.

If a different transformer is fitted, and the audio tone needs to be changed, the effect of using a different battery voltage can be tried. The transistor or resistor values can be changed, or a capacitor placed across one transformer winding, to reduce the frequency. These would be a matter for experiment.

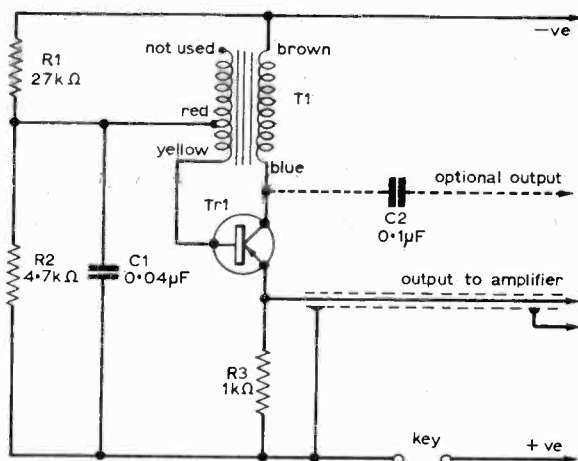


Fig. 3: Morse oscillator circuit.

Notes on Use

The audio oscillator can be used to monitor outgoing c.w. transmissions by deriving its operating current from a diode and r.f. pick-up loop. It may provide a signal in phones, or may be used with the amplifier for speaker reproduction. Either method allows a check on keying.

The "key" leads are joined together, and the battery removed. Current is then obtained from the

loop and diode in Fig. 5, which is connected in place of the cell. A pick-up coil having five or six turns, 1 to 2in. in diameter, should prove satisfactory. This can be modified, if necessary, to suit the transmitter

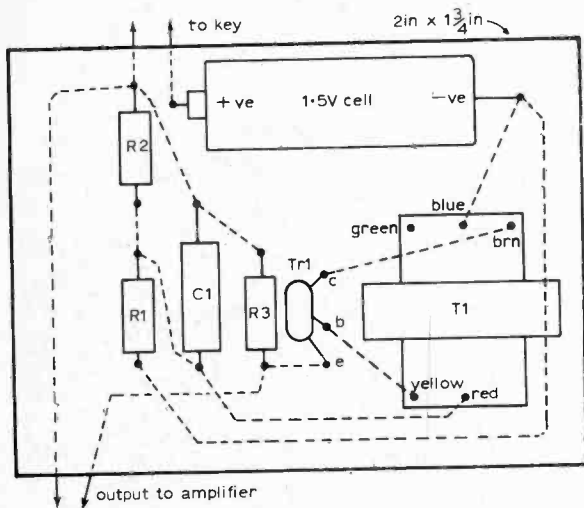


Fig. 4: Oscillator wiring and layout.

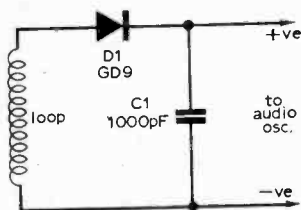


Fig. 5 (left): Loop and diode for c.w. monitoring.

power, etc. The amplifier should be switched on, and the loop approached to the transmitter tank coil or aerial tuner, until a suitable audio tone results when the transmitter is keyed. Avoid taking the loop too near the source of r.f. energy.

Not only may this damage the diode D1, but direct contact with the tank coil could be disastrous.

★ components list

MORSE OSCILLATOR

Paxolin 2 x 2 3/4 in; audio transistor; 1/2 watt resistors—1kΩ, 4.7kΩ, 27kΩ; 0.04μF capacitor; QXD1 transformer (Osmor); 1 1/2 V dry cell; screened or co-axial lead with plug.


TO BE CONTINUED

CORRIGENDA

PYRAMID—ALL PURPOSE SYSTEM SEPTEMBER ISSUE

In Figure 1, Tr4 was drawn incorrectly. The emitter should go to R14 and the collector to the junction of R15/T2. R1 in the components list should read 2.7kΩ.

Special audio series
continues next month



Another 8-page Audio supplement

providing a detailed guide to:

AUDIO SERVICING · TEST EQUIPMENT · WORKSHOP PRACTICE

Plus these How-to-Make Features:

THE MINI-3 a 3-transistor 5-stage reflex receiver
PYRAMID RECORD DECK a battery operated turntable and TRANSISTOR T.R.F. TUNER—both constructional projects in the PYRAMID series plus many other projects and regular features

PRACTICAL
WIRELESS

ON
SALE
NOV. 8th.
3/-

Build yourself a quality transistor radio

guaranteed results
backed by our
after sales service!

roamer seven mk IV

SEVEN WAVEBAND PORTABLE AND CAR RADIO WITH A SUPER SPECIFICATION GIVING OUTSTANDING PERFORMANCE!
7 FULLY TUNABLE WAVEBANDS—
MW1, MW2, LW, SW1, SW2, SW3 AND TRAWLER BAND.



Extra M.W. band for easier tuning of Luxembourg, etc. Built in ferrite rod aerial for Medium and Long Waves. 5 Section 22in. chrome plated telescopic aerial for Short Waves—can be angled and rotated for peak S.W. listening. Socket for Car Aerial. Powerful push pull output. 7 transistors and 2 diodes including Micro-Alloy R.F. Transistors. Famous make 7 x 4in. P.M. speaker for rich-tone volume. Air spaced ganged tuning condenser. Separate on/off switch, volume control, wave change switches and tuning control. Attractive case with hand and shoulder straps. Size 9 x 7 x 4in. approx. First grade components. Easy to follow instructions and diagrams make the Roamer 7 a pleasure to build with guaranteed results.

Total building costs

£5.19.6

P. & P.
7/6


Personal Earpiece with switched socket for private listening 5/- extra.

Parts price list and easy build plans 3/- (Free with parts).

pocket five

MEDIUM WAVE, LONG WAVE AND TRAWLER BAND (to 50 meters approx.) PORTABLE WITH SPEAKER AND EARPIECE

Attractive black and gold case. Size 5½ x 1½ x 3½in. Fully tunable over both Medium and Long Waves with extended M.W. band for easier tuning of Luxembourg, etc. All first grade components—7 stages—5 transistors and 2 diodes, supersensitive ferrite rod aerial, fine tone moving coil speaker, also Personal Earpiece with switched socket for private listening. Easy build plans and parts price list 1/6 (FREE with parts).



Total building costs

44'6

P. & P.
3/6

transona five

MEDIUM WAVE, LONG WAVE AND TRAWLER BAND (to 50 metres approx.) PORTABLE WITH 3in. SPEAKER AND EARPIECE

Attractive case with red speaker grille. Size 6½ x 4½ x 1½in. Fully tunable. 7 stages—5 transistors and 2 diodes, ferrite rod aerial, tuning condenser, volume control, fine tone moving coil speaker also Personal Earpiece with switched socket for private listening. All first grade components. Easy build plans and parts price list 1/6 (FREE with parts).



Total building costs


47'6

P. & P.
3/9

super seven

THREE WAVEBAND PORTABLE WITH 3in. SPEAKER

Attractive case size 7½ x 5½ x 1½in. with gilt fittings. The ideal radio for home, car or outdoors. Covers Medium and Long Waves and Trawler Band. Special circuit incorporating 2 R.F. Stages, push pull output, ferrite rod aerial, 7 transistors and 2 diodes, 4in. speaker (will drive larger speaker) and all first grade components. Easy build plans and parts price list 2/- (FREE with parts). (Personal Earpiece with switched socket for private listening 5/- extra).



Total building costs

69'6

P. & P.
4/6

roamer six

SIX WAVEBAND PORTABLE WITH 3in. SPEAKER

Attractive case with gilt fittings. Size 7½ x 5½ x 1½in. World wide reception. Tunable on Medium and Long waves, two short waves, Trawler Band Plus an extra M.W. band for easier tuning of Luxembourg, etc. Sensitive ferrite rod aerial and telescopic aerial for Short waves. All top grade components. 8 stages—5 transistors and 2 diodes including Micro-Alloy R.F. Transistors etc. (Carrying strap 1/6 extra). Easy build plans and parts price list 2/- (FREE with parts). (Personal Earpiece with switched socket for private listening 5/- extra).



Total building costs


79'6

P. & P.
4/6

NEW LOOK melody six

TWO WAVEBAND PORTABLE

8 stages—6 transistors and 2 diodes. Covers Medium and Long Waves. Top quality 3in. Loudspeaker for quality output and also with Personal Earpiece with switched socket for private listening. Two R.F. stages for extra boost. High "Q". Ferrite Rod Aerial. Push-pull output. Handsome pocket-size case with gilt fittings. Size 6½ x 4 x 2in. Easy build plans and parts price list 2/- (FREE with parts).



Total building costs

69'6

P. & P.
4/3

RADIO EXCHANGE CO

61 HIGH STREET, BEDFORD. Tel. Bedford 52367

I enclose £..... please send items marked

ROAMER SEVEN	<input type="checkbox"/>	ROAMER SIX	<input type="checkbox"/>
TRANSONA FIVE	<input type="checkbox"/>	SUPER SEVEN	<input type="checkbox"/>
POCKET FIVE	<input type="checkbox"/>	MELODY SIX	<input type="checkbox"/>

Parts price list and plans for

Name

Address

* Callers side entrance Stylo Shoe Shop

* Open 10-1, 2.30-4.30 Mon-Fri. 9-12.30 Sat

RADIO COMMUNICATION HANDBOOK

The Fourth Edition of the famous RSGB Amateur Radio Handbook is available at last


This is the LARGEST EDITION yet produced, running to 832 pages, containing dozens of designs for receivers, transmitters, test equipment, V.H.F. gear, aerials and filters. Early chapters cover the theory of radio and design of equipment. The book is well illustrated, and there is even a special fold-out sheet for two particularly large circuits of a receiver and a transceiver. It is a British publication, and therefore all the components specified can be obtained in this country.

A guide to its contents can be gleaned from the chapter titles: Principles, Valves, Semiconductors, H.F. Receivers, V.H.F. Receivers, H.F. Transmitters, V.H.F. Transmitters, Keying and Break-in, Modulation, Single Sideband, RTTY and Frequency Modulation, Propagation, H.F. Aerials, V.H.F. Aerials, Noise, Mobile, Power Supplies, Interference, Measurements, Operating, RSGB and the Radio Amateur.

Price **63s.** plus an extra 6s. to cover the cost of postage and a tough container.

RADIO SOCIETY OF GREAT BRITAIN

Dept. PW, 35 Doughty Street, London, W.C.1.

<p style="text-align: center;">Fully guaranteed Individually packed VALVES</p>	<p style="text-align: center;">PERSONAL CALLERS WELCOME</p> <p style="text-align: center;">Open 9-12.30. 1.30-5.30 p.m. Thursday 9-1 p.m.</p> <p style="text-align: center;">MANY OTHERS IN STOCK include Cathode Ray Tubes and Special Valves. U.K. Orders up to 10/-, 1/-; 10/- to 2/-, over 2/-, 2/- per £1; over £3 post free. C.O.D. 4/- extra</p>	 <p style="text-align: center;">All valves guaranteed</p>																																																																																																																																																																																																																																																																																																																																																																																																																																																																																																																																																																																																																																																																																																																																																																																																																																																																																																																											
<table border="0"> <tr><td>AC/HL 6/-</td><td>EOH35 11/-</td><td>K71 7/6</td><td>TDOX-20</td><td>VP133 20/-</td><td>Z801U 20/-</td><td>3A146J 55/-</td><td>5B255M35/-</td><td>6AK6 7/8</td><td>6F14 5/-</td><td>12AY7 10/8</td><td>83 10/-</td></tr> <tr><td>ARP3 3/-</td><td>EOH42 10/8</td><td>K76 7/6</td><td>VR92 70/-</td><td>OC25 12/6</td><td>Z801U 20/-</td><td>3A167M 7/-</td><td>5B49Y 9/-</td><td>6AL5 3/-</td><td>6P23 14/8</td><td>12BA6 6/3</td><td>84 5/-</td></tr> <tr><td>ARP12 3/6</td><td>EOH81 5/8</td><td>K78 7/6</td><td>TP22 5/6</td><td>OC38 10/-</td><td>Z902 12/-</td><td>3A167M 7/-</td><td>5B49Y 9/-</td><td>6AL5W 7/-</td><td>6P32 3/6</td><td>12BE8 5/8</td><td>85A2 8/-</td></tr> <tr><td>ARR 5/6</td><td>EOH83 8/8</td><td>K78 7/6</td><td>TP25 5/6</td><td>OC41 6/-</td><td>Z902 12/-</td><td>3A167M 7/-</td><td>5B49Y 9/-</td><td>6AL5W 7/-</td><td>6P32 3/6</td><td>12BE8 5/8</td><td>85A2 8/-</td></tr> <tr><td>ARTP1 6/-</td><td>ECL60 6/8</td><td>L83 6/8</td><td>TT11 3/6</td><td>OC70 4/6</td><td>Z902 12/-</td><td>3A167M 7/-</td><td>5B49Y 9/-</td><td>6AL5W 7/-</td><td>6P32 3/6</td><td>12BE8 5/8</td><td>85A2 8/-</td></tr> <tr><td>ATP4 2/8</td><td>ECL82 10/8</td><td>MH41 8/-</td><td>TT15 35/-</td><td>OC71 3/6</td><td>Z902 12/-</td><td>3A167M 7/-</td><td>5B49Y 9/-</td><td>6AL5W 7/-</td><td>6P32 3/6</td><td>12BE8 5/8</td><td>85A2 8/-</td></tr> <tr><td>AZ31 10/8</td><td>ECL83 10/8</td><td>MH1D6 7/8</td><td>TT31 45/-</td><td>OC72 5/6</td><td>Z902 12/-</td><td>3A167M 7/-</td><td>5B49Y 9/-</td><td>6AL5W 7/-</td><td>6P32 3/6</td><td>12BE8 5/8</td><td>85A2 8/-</td></tr> <tr><td>BD78 40/-</td><td>ECL86 9/8</td><td>ML6 6/8</td><td>TT31 45/-</td><td>OC73 6/8</td><td>Z902 12/-</td><td>3A167M 7/-</td><td>5B49Y 9/-</td><td>6AL5W 7/-</td><td>6P32 3/6</td><td>12BE8 5/8</td><td>85A2 8/-</td></tr> <tr><td>BL63 10/-</td><td>EP80 8/4</td><td>N34 8/4</td><td>TT31 45/-</td><td>OC73 6/8</td><td>Z902 12/-</td><td>3A167M 7/-</td><td>5B49Y 9/-</td><td>6AL5W 7/-</td><td>6P32 3/6</td><td>12BE8 5/8</td><td>85A2 8/-</td></tr> <tr><td>BT38 55/-</td><td>EP81A 7/4</td><td>N78 15/-</td><td>TT31 45/-</td><td>OC73 6/8</td><td>Z902 12/-</td><td>3A167M 7/-</td><td>5B49Y 9/-</td><td>6AL5W 7/-</td><td>6P32 3/6</td><td>12BE8 5/8</td><td>85A2 8/-</td></tr> <tr><td>BT45 150/-</td><td>EP83 6/8</td><td>N78 15/-</td><td>TT31 45/-</td><td>OC73 6/8</td><td>Z902 12/-</td><td>3A167M 7/-</td><td>5B49Y 9/-</td><td>6AL5W 7/-</td><td>6P32 3/6</td><td>12BE8 5/8</td><td>85A2 8/-</td></tr> <tr><td>BT83 35/-</td><td>EP40 9/8</td><td>O2 6/8</td><td>TT31 45/-</td><td>OC73 6/8</td><td>Z902 12/-</td><td>3A167M 7/-</td><td>5B49Y 9/-</td><td>6AL5W 7/-</td><td>6P32 3/6</td><td>12BE8 5/8</td><td>85A2 8/-</td></tr> <tr><td>CV102 1/-</td><td>EP41 10/8</td><td>O2 6/8</td><td>TT31 45/-</td><td>OC73 6/8</td><td>Z902 12/-</td><td>3A167M 7/-</td><td>5B49Y 9/-</td><td>6AL5W 7/-</td><td>6P32 3/6</td><td>12BE8 5/8</td><td>85A2 8/-</td></tr> <tr><td>CV103 4/-</td><td>EP80 5/8</td><td>O3 6/8</td><td>TT31 45/-</td><td>OC73 6/8</td><td>Z902 12/-</td><td>3A167M 7/-</td><td>5B49Y 9/-</td><td>6AL5W 7/-</td><td>6P32 3/6</td><td>12BE8 5/8</td><td>85A2 8/-</td></tr> <tr><td>CV315 (mat-ched pair) 120/-</td><td>EP81 5/8</td><td>O3 6/8</td><td>TT31 45/-</td><td>OC73 6/8</td><td>Z902 12/-</td><td>3A167M 7/-</td><td>5B49Y 9/-</td><td>6AL5W 7/-</td><td>6P32 3/6</td><td>12BE8 5/8</td><td>85A2 8/-</td></tr> <tr><td>CV315 (single) 50/-</td><td>EP85 7/8</td><td>O2A4 5/8</td><td>TT31 45/-</td><td>OC73 6/8</td><td>Z902 12/-</td><td>3A167M 7/-</td><td>5B49Y 9/-</td><td>6AL5W 7/-</td><td>6P32 3/6</td><td>12BE8 5/8</td><td>85A2 8/-</td></tr> <tr><td>CV315 7/8</td><td>EP86 6/8</td><td>P41 4/6</td><td>TT31 45/-</td><td>OC73 6/8</td><td>Z902 12/-</td><td>3A167M 7/-</td><td>5B49Y 9/-</td><td>6AL5W 7/-</td><td>6P32 3/6</td><td>12BE8 5/8</td><td>85A2 8/-</td></tr> <tr><td>D41 6/-</td><td>EP89 5/8</td><td>PAB80 8/8</td><td>TT31 45/-</td><td>OC73 6/8</td><td>Z902 12/-</td><td>3A167M 7/-</td><td>5B49Y 9/-</td><td>6AL5W 7/-</td><td>6P32 3/6</td><td>12BE8 5/8</td><td>85A2 8/-</td></tr> <tr><td>D77 8/6</td><td>EP91 3/6</td><td>PC36 10/8</td><td>TT31 45/-</td><td>OC73 6/8</td><td>Z902 12/-</td><td>3A167M 7/-</td><td>5B49Y 9/-</td><td>6AL5W 7/-</td><td>6P32 3/6</td><td>12BE8 5/8</td><td>85A2 8/-</td></tr> <tr><td>DA100 4/6</td><td>EP95 5/8</td><td>PC97 8/6</td><td>TT31 45/-</td><td>OC73 6/8</td><td>Z902 12/-</td><td>3A167M 7/-</td><td>5B49Y 9/-</td><td>6AL5W 7/-</td><td>6P32 3/6</td><td>12BE8 5/8</td><td>85A2 8/-</td></tr> <tr><td>DAF96 6/8</td><td>EP183 7/8</td><td>PC98 8/6</td><td>TT31 45/-</td><td>OC73 6/8</td><td>Z902 12/-</td><td>3A167M 7/-</td><td>5B49Y 9/-</td><td>6AL5W 7/-</td><td>6P32 3/6</td><td>12BE8 5/8</td><td>85A2 8/-</td></tr> <tr><td>DD41 4/6</td><td>EP194 6/8</td><td>PC98 8/6</td><td>TT31 45/-</td><td>OC73 6/8</td><td>Z902 12/-</td><td>3A167M 7/-</td><td>5B49Y 9/-</td><td>6AL5W 7/-</td><td>6P32 3/6</td><td>12BE8 5/8</td><td>85A2 8/-</td></tr> <tr><td>DET20 2/6</td><td>EP22 2/6</td><td>PC98 8/6</td><td>TT31 45/-</td><td>OC73 6/8</td><td>Z902 12/-</td><td>3A167M 7/-</td><td>5B49Y 9/-</td><td>6AL5W 7/-</td><td>6P32 3/6</td><td>12BE8 5/8</td><td>85A2 8/-</td></tr> <tr><td>DET20 10/-</td><td>EP32 2/6</td><td>PC98 8/6</td><td>TT31 45/-</td><td>OC73 6/8</td><td>Z902 12/-</td><td>3A167M 7/-</td><td>5B49Y 9/-</td><td>6AL5W 7/-</td><td>6P32 3/6</td><td>12BE8 5/8</td><td>85A2 8/-</td></tr> <tr><td>DF91 3/6</td><td>EP35 2/6</td><td>PC98 8/6</td><td>TT31 45/-</td><td>OC73 6/8</td><td>Z902 12/-</td><td>3A167M 7/-</td><td>5B49Y 9/-</td><td>6AL5W 7/-</td><td>6P32 3/6</td><td>12BE8 5/8</td><td>85A2 8/-</td></tr> <tr><td>DF92 2/6</td><td>EP35 2/6</td><td>PC98 8/6</td><td>TT31 45/-</td><td>OC73 6/8</td><td>Z902 12/-</td><td>3A167M 7/-</td><td>5B49Y 9/-</td><td>6AL5W 7/-</td><td>6P32 3/6</td><td>12BE8 5/8</td><td>85A2 8/-</td></tr> <tr><td>DF96 7/8</td><td>EP38 17/8</td><td>PC98 8/6</td><td>TT31 45/-</td><td>OC73 6/8</td><td>Z902 12/-</td><td>3A167M 7/-</td><td>5B49Y 9/-</td><td>6AL5W 7/-</td><td>6P32 3/6</td><td>12BE8 5/8</td><td>85A2 8/-</td></tr> <tr><td>DK92 8/8</td><td>EP41 9/8</td><td>PC98 8/6</td><td>TT31 45/-</td><td>OC73 6/8</td><td>Z902 12/-</td><td>3A167M 7/-</td><td>5B49Y 9/-</td><td>6AL5W 7/-</td><td>6P32 3/6</td><td>12BE8 5/8</td><td>85A2 8/-</td></tr> <tr><td>DK96 7/8</td><td>EP42 11/8</td><td>PC98 8/6</td><td>TT31 45/-</td><td>OC73 6/8</td><td>Z902 12/-</td><td>3A167M 7/-</td><td>5B49Y 9/-</td><td>6AL5W 7/-</td><td>6P32 3/6</td><td>12BE8 5/8</td><td>85A2 8/-</td></tr> <tr><td>DL63 8/6</td><td>EP45 11/8</td><td>PC98 8/6</td><td>TT31 45/-</td><td>OC73 6/8</td><td>Z902 12/-</td><td>3A167M 7/-</td><td>5B49Y 9/-</td><td>6AL5W 7/-</td><td>6P32 3/6</td><td>12BE8 5/8</td><td>85A2 8/-</td></tr> <tr><td>DL92 4/6</td><td>EP47 11/8</td><td>PC98 8/6</td><td>TT31 45/-</td><td>OC73 6/8</td><td>Z902 12/-</td><td>3A167M 7/-</td><td>5B49Y 9/-</td><td>6AL5W 7/-</td><td>6P32 3/6</td><td>12BE8 5/8</td><td>85A2 8/-</td></tr> <tr><td>DL93 4/6</td><td>EP48 4/6</td><td>PC98 8/6</td><td>TT31 45/-</td><td>OC73 6/8</td><td>Z902 12/-</td><td>3A167M 7/-</td><td>5B49Y 9/-</td><td>6AL5W 7/-</td><td>6P32 3/6</td><td>12BE8 5/8</td><td>85A2 8/-</td></tr> <tr><td>DL94 6/8</td><td>EP49 4/6</td><td>PC98 8/6</td><td>TT31 45/-</td><td>OC73 6/8</td><td>Z902 12/-</td><td>3A167M 7/-</td><td>5B49Y 9/-</td><td>6AL5W 7/-</td><td>6P32 3/6</td><td>12BE8 5/8</td><td>85A2 8/-</td></tr> <tr><td>DL96 8/6</td><td>EP51 2/6</td><td>PC98 8/6</td><td>TT31 45/-</td><td>OC73 6/8</td><td>Z902 12/-</td><td>3A167M 7/-</td><td>5B49Y 9/-</td><td>6AL5W 7/-</td><td>6P32 3/6</td><td>12BE8 5/8</td><td>85A2 8/-</td></tr> <tr><td>DL810 9/8</td><td>EP52 2/6</td><td>PC98 8/6</td><td>TT31 45/-</td><td>OC73 6/8</td><td>Z902 12/-</td><td>3A167M 7/-</td><td>5B49Y 9/-</td><td>6AL5W 7/-</td><td>6P32 3/6</td><td>12BE8 5/8</td><td>85A2 8/-</td></tr> <tr><td>DY86 6/8</td><td>EP53 2/6</td><td>PC98 8/6</td><td>TT31 45/-</td><td>OC73 6/8</td><td>Z902 12/-</td><td>3A167M 7/-</td><td>5B49Y 9/-</td><td>6AL5W 7/-</td><td>6P32 3/6</td><td>12BE8 5/8</td><td>85A2 8/-</td></tr> <tr><td>DY97 7/6</td><td>EP54 5/6</td><td>PC98 8/6</td><td>TT31 45/-</td><td>OC73 6/8</td><td>Z902 12/-</td><td>3A167M 7/-</td><td>5B49Y 9/-</td><td>6AL5W 7/-</td><td>6P32 3/6</td><td>12BE8 5/8</td><td>85A2 8/-</td></tr> <tr><td>EO87 15/-</td><td>EP58 8/8</td><td>PC98 8/6</td><td>TT31 45/-</td><td>OC73 6/8</td><td>Z902 12/-</td><td>3A167M 7/-</td><td>5B49Y 9/-</td><td>6AL5W 7/-</td><td>6P32 3/6</td><td>12BE8 5/8</td><td>85A2 8/-</td></tr> <tr><td>EO88 8/6</td><td>EP59 8/8</td><td>PC98 8/6</td><td>TT31 45/-</td><td>OC73 6/8</td><td>Z902 12/-</td><td>3A167M 7/-</td><td>5B49Y 9/-</td><td>6AL5W 7/-</td><td>6P32 3/6</td><td>12BE8 5/8</td><td>85A2 8/-</td></tr> <tr><td>EO90 10/-</td><td>EP60 8/8</td><td>PC98 8/6</td><td>TT31 45/-</td><td>OC73 6/8</td><td>Z902 12/-</td><td>3A167M 7/-</td><td>5B49Y 9/-</td><td>6AL5W 7/-</td><td>6P32 3/6</td><td>12BE8 5/8</td><td>85A2 8/-</td></tr> <tr><td>EO92 5/6</td><td>EP61 8/8</td><td>PC98 8/6</td><td>TT31 45/-</td><td>OC73 6/8</td><td>Z902 12/-</td><td>3A167M 7/-</td><td>5B49Y 9/-</td><td>6AL5W 7/-</td><td>6P32 3/6</td><td>12BE8 5/8</td><td>85A2 8/-</td></tr> <tr><td>EO93 7/8</td><td>EP62 8/8</td><td>PC98 8/6</td><td>TT31 45/-</td><td>OC73 6/8</td><td>Z902 12/-</td><td>3A167M 7/-</td><td>5B49Y 9/-</td><td>6AL5W 7/-</td><td>6P32 3/6</td><td>12BE8 5/8</td><td>85A2 8/-</td></tr> <tr><td>EO94 2/6</td><td>EP63 8/8</td><td>PC98 8/6</td><td>TT31 45/-</td><td>OC73 6/8</td><td>Z902 12/-</td><td>3A167M 7/-</td><td>5B49Y 9/-</td><td>6AL5W 7/-</td><td>6P32 3/6</td><td>12BE8 5/8</td><td>85A2 8/-</td></tr> <tr><td>EO95 2/6</td><td>EP64 8/8</td><td>PC98 8/6</td><td>TT31 45/-</td><td>OC73 6/8</td><td>Z902 12/-</td><td>3A167M 7/-</td><td>5B49Y 9/-</td><td>6AL5W 7/-</td><td>6P32 3/6</td><td>12BE8 5/8</td><td>85A2 8/-</td></tr> <tr><td>EO96 2/6</td><td>EP65 8/8</td><td>PC98 8/6</td><td>TT31 45/-</td><td>OC73 6/8</td><td>Z902 12/-</td><td>3A167M 7/-</td><td>5B49Y 9/-</td><td>6AL5W 7/-</td><td>6P32 3/6</td><td>12BE8 5/8</td><td>85A2 8/-</td></tr> <tr><td>EO97 2/6</td><td>EP66 8/8</td><td>PC98 8/6</td><td>TT31 45/-</td><td>OC73 6/8</td><td>Z902 12/-</td><td>3A167M 7/-</td><td>5B49Y 9/-</td><td>6AL5W 7/-</td><td>6P32 3/6</td><td>12BE8 5/8</td><td>85A2 8/-</td></tr> <tr><td>EO98 2/6</td><td>EP67 8/8</td><td>PC98 8/6</td><td>TT31 45/-</td><td>OC73 6/8</td><td>Z902 12/-</td><td>3A167M 7/-</td><td>5B49Y 9/-</td><td>6AL5W 7/-</td><td>6P32 3/6</td><td>12BE8 5/8</td><td>85A2 8/-</td></tr> <tr><td>EO99 2/6</td><td>EP68 8/8</td><td>PC98 8/6</td><td>TT31 45/-</td><td>OC73 6/8</td><td>Z902 12/-</td><td>3A167M 7/-</td><td>5B49Y 9/-</td><td>6AL5W 7/-</td><td>6P32 3/6</td><td>12BE8 5/8</td><td>85A2 8/-</td></tr> <tr><td>EO100 2/6</td><td>EP69 8/8</td><td>PC98 8/6</td><td>TT31 45/-</td><td>OC73 6/8</td><td>Z902 12/-</td><td>3A167M 7/-</td><td>5B49Y 9/-</td><td>6AL5W 7/-</td><td>6P32 3/6</td><td>12BE8 5/8</td><td>85A2 8/-</td></tr> <tr><td>EO101 2/6</td><td>EP70 8/8</td><td>PC98 8/6</td><td>TT31 45/-</td><td>OC73 6/8</td><td>Z902 12/-</td><td>3A167M 7/-</td><td>5B49Y 9/-</td><td>6AL5W 7/-</td><td>6P32 3/6</td><td>12BE8 5/8</td><td>85A2 8/-</td></tr> <tr><td>EO102 2/6</td><td>EP71 8/8</td><td>PC98 8/6</td><td>TT31 45/-</td><td>OC73 6/8</td><td>Z902 12/-</td><td>3A167M 7/-</td><td>5B49Y 9/-</td><td>6AL5W 7/-</td><td>6P32 3/6</td><td>12BE8 5/8</td><td>85A2 8/-</td></tr> <tr><td>EO103 2/6</td><td>EP72 8/8</td><td>PC98 8/6</td><td>TT31 45/-</td><td>OC73 6/8</td><td>Z902 12/-</td><td>3A167M 7/-</td><td>5B49Y 9/-</td><td>6AL5W 7/-</td><td>6P32 3/6</td><td>12BE8 5/8</td><td>85A2 8/-</td></tr> <tr><td>EO104 2/6</td><td>EP73 8/8</td><td>PC98 8/6</td><td>TT31 45/-</td><td>OC73 6/8</td><td>Z902 12/-</td><td>3A167M 7/-</td><td>5B49Y 9/-</td><td>6AL5W 7/-</td><td>6P32 3/6</td><td>12BE8 5/8</td><td>85A2 8/-</td></tr> <tr><td>EO105 2/6</td><td>EP74 8/8</td><td>PC98 8/6</td><td>TT31 45/-</td><td>OC73 6/8</td><td>Z902 12/-</td><td>3A167M 7/-</td><td>5B49Y 9/-</td><td>6AL5W 7/-</td><td>6P32 3/6</td><td>12BE8 5/8</td><td>85A2 8/-</td></tr> <tr><td>EO106 2/6</td><td>EP75 8/8</td><td>PC98 8/6</td><td>TT31 45/-</td><td>OC73 6/8</td><td>Z902 12/-</td><td>3A167M 7/-</td><td>5B49Y 9/-</td><td>6AL5W 7/-</td><td>6P32 3/6</td><td>12BE8 5/8</td><td>85A2 8/-</td></tr> <tr><td>EO107 2/6</td><td>EP76 8/8</td><td>PC98 8/6</td><td>TT31 45/-</td><td>OC73 6/8</td><td>Z902 12/-</td><td>3A167M 7/-</td><td>5B49Y 9/-</td><td>6AL5W 7/-</td><td>6P32 3/6</td><td>12BE8 5/8</td><td>85A2 8/-</td></tr> <tr><td>EO108 2/6</td><td>EP77 8/8</td><td>PC98 8/6</td><td>TT31 45/-</td><td>OC73 6/8</td><td>Z902 12/-</td><td>3A167M 7/-</td><td>5B49Y 9/-</td><td>6AL5W 7/-</td><td>6P32 3/6</td><td>12BE8 5/8</td><td>85A2 8/-</td></tr> <tr><td>EO109 2/6</td><td>EP78 8/8</td><td>PC98 8/6</td><td>TT31 45/-</td><td>OC73 6/8</td><td>Z902 12/-</td><td>3A167M 7/-</td><td>5B49Y 9/-</td><td>6AL5W 7/-</td><td>6P32 3/6</td><td>12BE8 5/8</td><td>85A2 8/-</td></tr> <tr><td>EO110 2/6</td><td>EP79 8/8</td><td>PC98 8/6</td><td>TT31 45/-</td><td>OC73 6/8</td><td>Z902 12/-</td><td>3A167M 7/-</td><td>5B49Y 9/-</td><td>6AL5W 7/-</td><td>6P32 3/6</td><td>12BE8 5/8</td><td>85A2 8/-</td></tr> <tr><td>EO111 2/6</td><td>EP80 8/8</td><td>PC98 8/6</td><td>TT31 45/-</td><td>OC73 6/8</td><td>Z902 12/-</td><td>3A167M 7/-</td><td>5B49Y 9/-</td><td>6AL5W 7/-</td><td>6P32 3/6</td><td>12BE8 5/8</td><td>85A2 8/-</td></tr> <tr><td>EO112 2/6</td><td>EP81 8/8</td><td>PC98 8/6</td><td>TT31 45/-</td><td>OC73 6/8</td><td>Z902 12/-</td><td>3A167M 7/-</td><td>5B49Y 9/-</td><td>6AL5W 7/-</td><td>6P32 3/6</td><td>12BE8 5/8</td><td>85A2 8/-</td></tr> <tr><td>EO113 2/6</td><td>EP82 8/8</td><td>PC98 8/6</td><td>TT31 45/-</td><td>OC73 6/8</td><td>Z902 12/-</td><td>3A167M 7/-</td><td>5B49Y 9/-</td><td>6AL5W 7/-</td><td>6P32 3/6</td><td>12BE8 5/8</td><td>85A2 8/-</td></tr> <tr><td>EO114 2/6</td><td>EP83 8/8</td><td>PC98 8/6</td><td>TT31 45/-</td><td>OC73 6/8</td><td>Z902 12/-</td><td>3A167M 7/-</td><td>5B49Y 9/-</td><td>6AL5W 7/-</td><td>6P32 3/6</td><td>12BE8 5/8</td><td>85A2 8/-</td></tr> <tr><td>EO115 2/6</td><td>EP84 8/8</td><td>PC98 8/6</td><td>TT31 45/-</td><td>OC73 6/8</td><td>Z902 12/-</td><td>3A167M 7/-</td><td>5B49Y 9/-</td><td>6AL5W 7/-</td><td>6P32 3/6</td><td>12BE8 5/8</td><td>85A2 8/-</td></tr> <tr><td>EO116 2/6</td><td>EP85 8/8</td><td>PC98 8/6</td><td>TT31 45/-</td><td>OC73 6/8</td><td>Z902 12/-</td><td>3A167M 7/-</td><td>5B49Y 9/-</td><td>6AL5W 7/-</td><td>6P32 3/6</td><td>12BE8 5/8</td><td>85A2 8/-</td></tr> <tr><td>EO117 2/6</td><td>EP86 8/8</td><td>PC98 8/6</td><td>TT31 45/-</td><td>OC73 6/8</td><td>Z902 12/-</td><td>3A167M 7/-</td><td>5B49Y 9/-</td><td>6AL5W 7/-</td><td>6P32 3/6</td><td>12BE8 5/8</td><td>85A2 8/-</td></tr> <tr><td>EO118 2/6</td><td>EP87 8/8</td><td>PC98 8/6</td><td>TT31 45/-</td><td>OC73 6/8</td><td>Z902 12/-</td><td>3A167M 7/-</td><td>5B49Y 9/-</td><td>6AL5W 7/-</td><td>6P32 3/6</td><td>12BE8 5/8</td><td>85A2 8/-</td></tr> <tr><td>EO119 2/6</td><td>EP88 8/8</td><td>PC98 8/6</td><td>TT31 45/-</td><td>OC73 6/8</td><td>Z902 12/-</td><td>3A167M 7/-</td><td>5B49Y 9/-</td><td>6AL5W 7/-</td><td>6P32 3/6</td><td>12BE8 5/8</td><td>85A2 8/-</td></tr> <tr><td>EO120 2/6</td><td>EP89 8/8</td><td>PC98 8/6</td><td>TT31 45/-</td><td>OC73 6/8</td><td>Z902 12/-</td><td>3A167M 7/-</td><td>5B49Y 9/-</td><td>6AL5W 7/-</td><td>6P32 3/6</td><td>12BE8 5/8</td><td>85A2 8/-</td></tr> <tr><td>EO121 2/6</td><td>EP90 8/8</td><td>PC98 8/6</td><td>TT31 45/-</td><td>OC73 6/8</td><td>Z902 12/-</td><td>3A167M 7/-</td><td>5B49Y 9/-</td><td>6AL5W 7/-</td><td>6P32 3/6</td><td>12BE8 5/8</td><td>85A2 8/-</td></tr> <tr><td>EO122 2/6</td><td>EP91 8/8</td><td>PC98 8/6</td><td>TT31 45/-</td><td>OC73 6/8</td><td>Z902 12/-</td><td>3A167M 7/-</td><td>5B49Y 9/-</td><td>6AL5W 7/-</td><td>6P32 3/6</td><td>12BE8 5/8</td><td>85A2 8/-</td></tr> <tr><td>EO123 2/6</td><td>EP92 8/8</td><td>PC98 8/6</td><td>TT31 45/-</td><td>OC73 6/8</td><td>Z902 12/-</td><td>3A167M 7/-</td><td>5B49Y 9/-</td><td>6AL5W 7/-</td><td>6P32 3/6</td><td>12BE8 5/8</td><td>85A2 8/-</td></tr> <tr><td>EO124 2/6</td><td>EP93 8/8</td><td>PC98 8/6</td><td>TT31 45/-</td><td>OC73 6/8</td><td>Z902 12/-</td><td>3A167M 7/-</td><td>5B49Y 9/-</td><td>6AL5W 7/-</td><td>6P32 3/6</td><td>12BE8 5/8</td><td>85A2 8/-</td></tr> <tr><td>EO125 2/6</td><td>EP94 8/8</td><td>PC98 8/6</td><td>TT31 45/-</td><td>OC73 6/8</td><td>Z902 12/-</td><td>3A167M 7/-</td><td>5B49Y 9/-</td><td>6AL5W 7/-</td><td>6P32 3/6</td><td>12BE8 5/8</td><td>85A2 8/-</td></tr> <tr><td>EO126 2/6</td><td>EP95 8/8</td><td>PC98 8/6</td><td>TT31 45/-</td><td>OC73</td></tr></table>	AC/HL 6/-	EOH35 11/-	K71 7/6	TDOX-20	VP133 20/-	Z801U 20/-	3A146J 55/-	5B255M35/-	6AK6 7/8	6F14 5/-	12AY7 10/8	83 10/-	ARP3 3/-	EOH42 10/8	K76 7/6	VR92 70/-	OC25 12/6	Z801U 20/-	3A167M 7/-	5B49Y 9/-	6AL5 3/-	6P23 14/8	12BA6 6/3	84 5/-	ARP12 3/6	EOH81 5/8	K78 7/6	TP22 5/6	OC38 10/-	Z902 12/-	3A167M 7/-	5B49Y 9/-	6AL5W 7/-	6P32 3/6	12BE8 5/8	85A2 8/-	ARR 5/6	EOH83 8/8	K78 7/6	TP25 5/6	OC41 6/-	Z902 12/-	3A167M 7/-	5B49Y 9/-	6AL5W 7/-	6P32 3/6	12BE8 5/8	85A2 8/-	ARTP1 6/-	ECL60 6/8	L83 6/8	TT11 3/6	OC70 4/6	Z902 12/-	3A167M 7/-	5B49Y 9/-	6AL5W 7/-	6P32 3/6	12BE8 5/8	85A2 8/-	ATP4 2/8	ECL82 10/8	MH41 8/-	TT15 35/-	OC71 3/6	Z902 12/-	3A167M 7/-	5B49Y 9/-	6AL5W 7/-	6P32 3/6	12BE8 5/8	85A2 8/-	AZ31 10/8	ECL83 10/8	MH1D6 7/8	TT31 45/-	OC72 5/6	Z902 12/-	3A167M 7/-	5B49Y 9/-	6AL5W 7/-	6P32 3/6	12BE8 5/8	85A2 8/-	BD78 40/-	ECL86 9/8	ML6 6/8	TT31 45/-	OC73 6/8	Z902 12/-	3A167M 7/-	5B49Y 9/-	6AL5W 7/-	6P32 3/6	12BE8 5/8	85A2 8/-	BL63 10/-	EP80 8/4	N34 8/4	TT31 45/-	OC73 6/8	Z902 12/-	3A167M 7/-	5B49Y 9/-	6AL5W 7/-	6P32 3/6	12BE8 5/8	85A2 8/-	BT38 55/-	EP81A 7/4	N78 15/-	TT31 45/-	OC73 6/8	Z902 12/-	3A167M 7/-	5B49Y 9/-	6AL5W 7/-	6P32 3/6	12BE8 5/8	85A2 8/-	BT45 150/-	EP83 6/8	N78 15/-	TT31 45/-	OC73 6/8	Z902 12/-	3A167M 7/-	5B49Y 9/-	6AL5W 7/-	6P32 3/6	12BE8 5/8	85A2 8/-	BT83 35/-	EP40 9/8	O2 6/8	TT31 45/-	OC73 6/8	Z902 12/-	3A167M 7/-	5B49Y 9/-	6AL5W 7/-	6P32 3/6	12BE8 5/8	85A2 8/-	CV102 1/-	EP41 10/8	O2 6/8	TT31 45/-	OC73 6/8	Z902 12/-	3A167M 7/-	5B49Y 9/-	6AL5W 7/-	6P32 3/6	12BE8 5/8	85A2 8/-	CV103 4/-	EP80 5/8	O3 6/8	TT31 45/-	OC73 6/8	Z902 12/-	3A167M 7/-	5B49Y 9/-	6AL5W 7/-	6P32 3/6	12BE8 5/8	85A2 8/-	CV315 (mat-ched pair) 120/-	EP81 5/8	O3 6/8	TT31 45/-	OC73 6/8	Z902 12/-	3A167M 7/-	5B49Y 9/-	6AL5W 7/-	6P32 3/6	12BE8 5/8	85A2 8/-	CV315 (single) 50/-	EP85 7/8	O2A4 5/8	TT31 45/-	OC73 6/8	Z902 12/-	3A167M 7/-	5B49Y 9/-	6AL5W 7/-	6P32 3/6	12BE8 5/8	85A2 8/-	CV315 7/8	EP86 6/8	P41 4/6	TT31 45/-	OC73 6/8	Z902 12/-	3A167M 7/-	5B49Y 9/-	6AL5W 7/-	6P32 3/6	12BE8 5/8	85A2 8/-	D41 6/-	EP89 5/8	PAB80 8/8	TT31 45/-	OC73 6/8	Z902 12/-	3A167M 7/-	5B49Y 9/-	6AL5W 7/-	6P32 3/6	12BE8 5/8	85A2 8/-	D77 8/6	EP91 3/6	PC36 10/8	TT31 45/-	OC73 6/8	Z902 12/-	3A167M 7/-	5B49Y 9/-	6AL5W 7/-	6P32 3/6	12BE8 5/8	85A2 8/-	DA100 4/6	EP95 5/8	PC97 8/6	TT31 45/-	OC73 6/8	Z902 12/-	3A167M 7/-	5B49Y 9/-	6AL5W 7/-	6P32 3/6	12BE8 5/8	85A2 8/-	DAF96 6/8	EP183 7/8	PC98 8/6	TT31 45/-	OC73 6/8	Z902 12/-	3A167M 7/-	5B49Y 9/-	6AL5W 7/-	6P32 3/6	12BE8 5/8	85A2 8/-	DD41 4/6	EP194 6/8	PC98 8/6	TT31 45/-	OC73 6/8	Z902 12/-	3A167M 7/-	5B49Y 9/-	6AL5W 7/-	6P32 3/6	12BE8 5/8	85A2 8/-	DET20 2/6	EP22 2/6	PC98 8/6	TT31 45/-	OC73 6/8	Z902 12/-	3A167M 7/-	5B49Y 9/-	6AL5W 7/-	6P32 3/6	12BE8 5/8	85A2 8/-	DET20 10/-	EP32 2/6	PC98 8/6	TT31 45/-	OC73 6/8	Z902 12/-	3A167M 7/-	5B49Y 9/-	6AL5W 7/-	6P32 3/6	12BE8 5/8	85A2 8/-	DF91 3/6	EP35 2/6	PC98 8/6	TT31 45/-	OC73 6/8	Z902 12/-	3A167M 7/-	5B49Y 9/-	6AL5W 7/-	6P32 3/6	12BE8 5/8	85A2 8/-	DF92 2/6	EP35 2/6	PC98 8/6	TT31 45/-	OC73 6/8	Z902 12/-	3A167M 7/-	5B49Y 9/-	6AL5W 7/-	6P32 3/6	12BE8 5/8	85A2 8/-	DF96 7/8	EP38 17/8	PC98 8/6	TT31 45/-	OC73 6/8	Z902 12/-	3A167M 7/-	5B49Y 9/-	6AL5W 7/-	6P32 3/6	12BE8 5/8	85A2 8/-	DK92 8/8	EP41 9/8	PC98 8/6	TT31 45/-	OC73 6/8	Z902 12/-	3A167M 7/-	5B49Y 9/-	6AL5W 7/-	6P32 3/6	12BE8 5/8	85A2 8/-	DK96 7/8	EP42 11/8	PC98 8/6	TT31 45/-	OC73 6/8	Z902 12/-	3A167M 7/-	5B49Y 9/-	6AL5W 7/-	6P32 3/6	12BE8 5/8	85A2 8/-	DL63 8/6	EP45 11/8	PC98 8/6	TT31 45/-	OC73 6/8	Z902 12/-	3A167M 7/-	5B49Y 9/-	6AL5W 7/-	6P32 3/6	12BE8 5/8	85A2 8/-	DL92 4/6	EP47 11/8	PC98 8/6	TT31 45/-	OC73 6/8	Z902 12/-	3A167M 7/-	5B49Y 9/-	6AL5W 7/-	6P32 3/6	12BE8 5/8	85A2 8/-	DL93 4/6	EP48 4/6	PC98 8/6	TT31 45/-	OC73 6/8	Z902 12/-	3A167M 7/-	5B49Y 9/-	6AL5W 7/-	6P32 3/6	12BE8 5/8	85A2 8/-	DL94 6/8	EP49 4/6	PC98 8/6	TT31 45/-	OC73 6/8	Z902 12/-	3A167M 7/-	5B49Y 9/-	6AL5W 7/-	6P32 3/6	12BE8 5/8	85A2 8/-	DL96 8/6	EP51 2/6	PC98 8/6	TT31 45/-	OC73 6/8	Z902 12/-	3A167M 7/-	5B49Y 9/-	6AL5W 7/-	6P32 3/6	12BE8 5/8	85A2 8/-	DL810 9/8	EP52 2/6	PC98 8/6	TT31 45/-	OC73 6/8	Z902 12/-	3A167M 7/-	5B49Y 9/-	6AL5W 7/-	6P32 3/6	12BE8 5/8	85A2 8/-	DY86 6/8	EP53 2/6	PC98 8/6	TT31 45/-	OC73 6/8	Z902 12/-	3A167M 7/-	5B49Y 9/-	6AL5W 7/-	6P32 3/6	12BE8 5/8	85A2 8/-	DY97 7/6	EP54 5/6	PC98 8/6	TT31 45/-	OC73 6/8	Z902 12/-	3A167M 7/-	5B49Y 9/-	6AL5W 7/-	6P32 3/6	12BE8 5/8	85A2 8/-	EO87 15/-	EP58 8/8	PC98 8/6	TT31 45/-	OC73 6/8	Z902 12/-	3A167M 7/-	5B49Y 9/-	6AL5W 7/-	6P32 3/6	12BE8 5/8	85A2 8/-	EO88 8/6	EP59 8/8	PC98 8/6	TT31 45/-	OC73 6/8	Z902 12/-	3A167M 7/-	5B49Y 9/-	6AL5W 7/-	6P32 3/6	12BE8 5/8	85A2 8/-	EO90 10/-	EP60 8/8	PC98 8/6	TT31 45/-	OC73 6/8	Z902 12/-	3A167M 7/-	5B49Y 9/-	6AL5W 7/-	6P32 3/6	12BE8 5/8	85A2 8/-	EO92 5/6	EP61 8/8	PC98 8/6	TT31 45/-	OC73 6/8	Z902 12/-	3A167M 7/-	5B49Y 9/-	6AL5W 7/-	6P32 3/6	12BE8 5/8	85A2 8/-	EO93 7/8	EP62 8/8	PC98 8/6	TT31 45/-	OC73 6/8	Z902 12/-	3A167M 7/-	5B49Y 9/-	6AL5W 7/-	6P32 3/6	12BE8 5/8	85A2 8/-	EO94 2/6	EP63 8/8	PC98 8/6	TT31 45/-	OC73 6/8	Z902 12/-	3A167M 7/-	5B49Y 9/-	6AL5W 7/-	6P32 3/6	12BE8 5/8	85A2 8/-	EO95 2/6	EP64 8/8	PC98 8/6	TT31 45/-	OC73 6/8	Z902 12/-	3A167M 7/-	5B49Y 9/-	6AL5W 7/-	6P32 3/6	12BE8 5/8	85A2 8/-	EO96 2/6	EP65 8/8	PC98 8/6	TT31 45/-	OC73 6/8	Z902 12/-	3A167M 7/-	5B49Y 9/-	6AL5W 7/-	6P32 3/6	12BE8 5/8	85A2 8/-	EO97 2/6	EP66 8/8	PC98 8/6	TT31 45/-	OC73 6/8	Z902 12/-	3A167M 7/-	5B49Y 9/-	6AL5W 7/-	6P32 3/6	12BE8 5/8	85A2 8/-	EO98 2/6	EP67 8/8	PC98 8/6	TT31 45/-	OC73 6/8	Z902 12/-	3A167M 7/-	5B49Y 9/-	6AL5W 7/-	6P32 3/6	12BE8 5/8	85A2 8/-	EO99 2/6	EP68 8/8	PC98 8/6	TT31 45/-	OC73 6/8	Z902 12/-	3A167M 7/-	5B49Y 9/-	6AL5W 7/-	6P32 3/6	12BE8 5/8	85A2 8/-	EO100 2/6	EP69 8/8	PC98 8/6	TT31 45/-	OC73 6/8	Z902 12/-	3A167M 7/-	5B49Y 9/-	6AL5W 7/-	6P32 3/6	12BE8 5/8	85A2 8/-	EO101 2/6	EP70 8/8	PC98 8/6	TT31 45/-	OC73 6/8	Z902 12/-	3A167M 7/-	5B49Y 9/-	6AL5W 7/-	6P32 3/6	12BE8 5/8	85A2 8/-	EO102 2/6	EP71 8/8	PC98 8/6	TT31 45/-	OC73 6/8	Z902 12/-	3A167M 7/-	5B49Y 9/-	6AL5W 7/-	6P32 3/6	12BE8 5/8	85A2 8/-	EO103 2/6	EP72 8/8	PC98 8/6	TT31 45/-	OC73 6/8	Z902 12/-	3A167M 7/-	5B49Y 9/-	6AL5W 7/-	6P32 3/6	12BE8 5/8	85A2 8/-	EO104 2/6	EP73 8/8	PC98 8/6	TT31 45/-	OC73 6/8	Z902 12/-	3A167M 7/-	5B49Y 9/-	6AL5W 7/-	6P32 3/6	12BE8 5/8	85A2 8/-	EO105 2/6	EP74 8/8	PC98 8/6	TT31 45/-	OC73 6/8	Z902 12/-	3A167M 7/-	5B49Y 9/-	6AL5W 7/-	6P32 3/6	12BE8 5/8	85A2 8/-	EO106 2/6	EP75 8/8	PC98 8/6	TT31 45/-	OC73 6/8	Z902 12/-	3A167M 7/-	5B49Y 9/-	6AL5W 7/-	6P32 3/6	12BE8 5/8	85A2 8/-	EO107 2/6	EP76 8/8	PC98 8/6	TT31 45/-	OC73 6/8	Z902 12/-	3A167M 7/-	5B49Y 9/-	6AL5W 7/-	6P32 3/6	12BE8 5/8	85A2 8/-	EO108 2/6	EP77 8/8	PC98 8/6	TT31 45/-	OC73 6/8	Z902 12/-	3A167M 7/-	5B49Y 9/-	6AL5W 7/-	6P32 3/6	12BE8 5/8	85A2 8/-	EO109 2/6	EP78 8/8	PC98 8/6	TT31 45/-	OC73 6/8	Z902 12/-	3A167M 7/-	5B49Y 9/-	6AL5W 7/-	6P32 3/6	12BE8 5/8	85A2 8/-	EO110 2/6	EP79 8/8	PC98 8/6	TT31 45/-	OC73 6/8	Z902 12/-	3A167M 7/-	5B49Y 9/-	6AL5W 7/-	6P32 3/6	12BE8 5/8	85A2 8/-	EO111 2/6	EP80 8/8	PC98 8/6	TT31 45/-	OC73 6/8	Z902 12/-	3A167M 7/-	5B49Y 9/-	6AL5W 7/-	6P32 3/6	12BE8 5/8	85A2 8/-	EO112 2/6	EP81 8/8	PC98 8/6	TT31 45/-	OC73 6/8	Z902 12/-	3A167M 7/-	5B49Y 9/-	6AL5W 7/-	6P32 3/6	12BE8 5/8	85A2 8/-	EO113 2/6	EP82 8/8	PC98 8/6	TT31 45/-	OC73 6/8	Z902 12/-	3A167M 7/-	5B49Y 9/-	6AL5W 7/-	6P32 3/6	12BE8 5/8	85A2 8/-	EO114 2/6	EP83 8/8	PC98 8/6	TT31 45/-	OC73 6/8	Z902 12/-	3A167M 7/-	5B49Y 9/-	6AL5W 7/-	6P32 3/6	12BE8 5/8	85A2 8/-	EO115 2/6	EP84 8/8	PC98 8/6	TT31 45/-	OC73 6/8	Z902 12/-	3A167M 7/-	5B49Y 9/-	6AL5W 7/-	6P32 3/6	12BE8 5/8	85A2 8/-	EO116 2/6	EP85 8/8	PC98 8/6	TT31 45/-	OC73 6/8	Z902 12/-	3A167M 7/-	5B49Y 9/-	6AL5W 7/-	6P32 3/6	12BE8 5/8	85A2 8/-	EO117 2/6	EP86 8/8	PC98 8/6	TT31 45/-	OC73 6/8	Z902 12/-	3A167M 7/-	5B49Y 9/-	6AL5W 7/-	6P32 3/6	12BE8 5/8	85A2 8/-	EO118 2/6	EP87 8/8	PC98 8/6	TT31 45/-	OC73 6/8	Z902 12/-	3A167M 7/-	5B49Y 9/-	6AL5W 7/-	6P32 3/6	12BE8 5/8	85A2 8/-	EO119 2/6	EP88 8/8	PC98 8/6	TT31 45/-	OC73 6/8	Z902 12/-	3A167M 7/-	5B49Y 9/-	6AL5W 7/-	6P32 3/6	12BE8 5/8	85A2 8/-	EO120 2/6	EP89 8/8	PC98 8/6	TT31 45/-	OC73 6/8	Z902 12/-	3A167M 7/-	5B49Y 9/-	6AL5W 7/-	6P32 3/6	12BE8 5/8	85A2 8/-	EO121 2/6	EP90 8/8	PC98 8/6	TT31 45/-	OC73 6/8	Z902 12/-	3A167M 7/-	5B49Y 9/-	6AL5W 7/-	6P32 3/6	12BE8 5/8	85A2 8/-	EO122 2/6	EP91 8/8	PC98 8/6	TT31 45/-	OC73 6/8	Z902 12/-	3A167M 7/-	5B49Y 9/-	6AL5W 7/-	6P32 3/6	12BE8 5/8	85A2 8/-	EO123 2/6	EP92 8/8	PC98 8/6	TT31 45/-	OC73 6/8	Z902 12/-	3A167M 7/-	5B49Y 9/-	6AL5W 7/-	6P32 3/6	12BE8 5/8	85A2 8/-	EO124 2/6	EP93 8/8	PC98 8/6	TT31 45/-	OC73 6/8	Z902 12/-	3A167M 7/-	5B49Y 9/-	6AL5W 7/-	6P32 3/6	12BE8 5/8	85A2 8/-	EO125 2/6	EP94 8/8	PC98 8/6	TT31 45/-	OC73 6/8	Z902 12/-	3A167M 7/-	5B49Y 9/-	6AL5W 7/-	6P32 3/6	12BE8 5/8	85A2 8/-	EO126 2/6	EP95 8/8	PC98 8/6	TT31 45/-	OC73
AC/HL 6/-	EOH35 11/-	K71 7/6	TDOX-20	VP133 20/-	Z801U 20/-	3A146J 55/-	5B255M35/-	6AK6 7/8	6F14 5/-	12AY7 10/8	83 10/-																																																																																																																																																																																																																																																																																																																																																																																																																																																																																																																																																																																																																																																																																																																																																																																																																																																																																																																		
ARP3 3/-	EOH42 10/8	K76 7/6	VR92 70/-	OC25 12/6	Z801U 20/-	3A167M 7/-	5B49Y 9/-	6AL5 3/-	6P23 14/8	12BA6 6/3	84 5/-																																																																																																																																																																																																																																																																																																																																																																																																																																																																																																																																																																																																																																																																																																																																																																																																																																																																																																																		
ARP12 3/6	EOH81 5/8	K78 7/6	TP22 5/6	OC38 10/-	Z902 12/-	3A167M 7/-	5B49Y 9/-	6AL5W 7/-	6P32 3/6	12BE8 5/8	85A2 8/-																																																																																																																																																																																																																																																																																																																																																																																																																																																																																																																																																																																																																																																																																																																																																																																																																																																																																																																		
ARR 5/6	EOH83 8/8	K78 7/6	TP25 5/6	OC41 6/-	Z902 12/-	3A167M 7/-	5B49Y 9/-	6AL5W 7/-	6P32 3/6	12BE8 5/8	85A2 8/-																																																																																																																																																																																																																																																																																																																																																																																																																																																																																																																																																																																																																																																																																																																																																																																																																																																																																																																		
ARTP1 6/-	ECL60 6/8	L83 6/8	TT11 3/6	OC70 4/6	Z902 12/-	3A167M 7/-	5B49Y 9/-	6AL5W 7/-	6P32 3/6	12BE8 5/8	85A2 8/-																																																																																																																																																																																																																																																																																																																																																																																																																																																																																																																																																																																																																																																																																																																																																																																																																																																																																																																		
ATP4 2/8	ECL82 10/8	MH41 8/-	TT15 35/-	OC71 3/6	Z902 12/-	3A167M 7/-	5B49Y 9/-	6AL5W 7/-	6P32 3/6	12BE8 5/8	85A2 8/-																																																																																																																																																																																																																																																																																																																																																																																																																																																																																																																																																																																																																																																																																																																																																																																																																																																																																																																		
AZ31 10/8	ECL83 10/8	MH1D6 7/8	TT31 45/-	OC72 5/6	Z902 12/-	3A167M 7/-	5B49Y 9/-	6AL5W 7/-	6P32 3/6	12BE8 5/8	85A2 8/-																																																																																																																																																																																																																																																																																																																																																																																																																																																																																																																																																																																																																																																																																																																																																																																																																																																																																																																		
BD78 40/-	ECL86 9/8	ML6 6/8	TT31 45/-	OC73 6/8	Z902 12/-	3A167M 7/-	5B49Y 9/-	6AL5W 7/-	6P32 3/6	12BE8 5/8	85A2 8/-																																																																																																																																																																																																																																																																																																																																																																																																																																																																																																																																																																																																																																																																																																																																																																																																																																																																																																																		
BL63 10/-	EP80 8/4	N34 8/4	TT31 45/-	OC73 6/8	Z902 12/-	3A167M 7/-	5B49Y 9/-	6AL5W 7/-	6P32 3/6	12BE8 5/8	85A2 8/-																																																																																																																																																																																																																																																																																																																																																																																																																																																																																																																																																																																																																																																																																																																																																																																																																																																																																																																		
BT38 55/-	EP81A 7/4	N78 15/-	TT31 45/-	OC73 6/8	Z902 12/-	3A167M 7/-	5B49Y 9/-	6AL5W 7/-	6P32 3/6	12BE8 5/8	85A2 8/-																																																																																																																																																																																																																																																																																																																																																																																																																																																																																																																																																																																																																																																																																																																																																																																																																																																																																																																		
BT45 150/-	EP83 6/8	N78 15/-	TT31 45/-	OC73 6/8	Z902 12/-	3A167M 7/-	5B49Y 9/-	6AL5W 7/-	6P32 3/6	12BE8 5/8	85A2 8/-																																																																																																																																																																																																																																																																																																																																																																																																																																																																																																																																																																																																																																																																																																																																																																																																																																																																																																																		
BT83 35/-	EP40 9/8	O2 6/8	TT31 45/-	OC73 6/8	Z902 12/-	3A167M 7/-	5B49Y 9/-	6AL5W 7/-	6P32 3/6	12BE8 5/8	85A2 8/-																																																																																																																																																																																																																																																																																																																																																																																																																																																																																																																																																																																																																																																																																																																																																																																																																																																																																																																		
CV102 1/-	EP41 10/8	O2 6/8	TT31 45/-	OC73 6/8	Z902 12/-	3A167M 7/-	5B49Y 9/-	6AL5W 7/-	6P32 3/6	12BE8 5/8	85A2 8/-																																																																																																																																																																																																																																																																																																																																																																																																																																																																																																																																																																																																																																																																																																																																																																																																																																																																																																																		
CV103 4/-	EP80 5/8	O3 6/8	TT31 45/-	OC73 6/8	Z902 12/-	3A167M 7/-	5B49Y 9/-	6AL5W 7/-	6P32 3/6	12BE8 5/8	85A2 8/-																																																																																																																																																																																																																																																																																																																																																																																																																																																																																																																																																																																																																																																																																																																																																																																																																																																																																																																		
CV315 (mat-ched pair) 120/-	EP81 5/8	O3 6/8	TT31 45/-	OC73 6/8	Z902 12/-	3A167M 7/-	5B49Y 9/-	6AL5W 7/-	6P32 3/6	12BE8 5/8	85A2 8/-																																																																																																																																																																																																																																																																																																																																																																																																																																																																																																																																																																																																																																																																																																																																																																																																																																																																																																																		
CV315 (single) 50/-	EP85 7/8	O2A4 5/8	TT31 45/-	OC73 6/8	Z902 12/-	3A167M 7/-	5B49Y 9/-	6AL5W 7/-	6P32 3/6	12BE8 5/8	85A2 8/-																																																																																																																																																																																																																																																																																																																																																																																																																																																																																																																																																																																																																																																																																																																																																																																																																																																																																																																		
CV315 7/8	EP86 6/8	P41 4/6	TT31 45/-	OC73 6/8	Z902 12/-	3A167M 7/-	5B49Y 9/-	6AL5W 7/-	6P32 3/6	12BE8 5/8	85A2 8/-																																																																																																																																																																																																																																																																																																																																																																																																																																																																																																																																																																																																																																																																																																																																																																																																																																																																																																																		
D41 6/-	EP89 5/8	PAB80 8/8	TT31 45/-	OC73 6/8	Z902 12/-	3A167M 7/-	5B49Y 9/-	6AL5W 7/-	6P32 3/6	12BE8 5/8	85A2 8/-																																																																																																																																																																																																																																																																																																																																																																																																																																																																																																																																																																																																																																																																																																																																																																																																																																																																																																																		
D77 8/6	EP91 3/6	PC36 10/8	TT31 45/-	OC73 6/8	Z902 12/-	3A167M 7/-	5B49Y 9/-	6AL5W 7/-	6P32 3/6	12BE8 5/8	85A2 8/-																																																																																																																																																																																																																																																																																																																																																																																																																																																																																																																																																																																																																																																																																																																																																																																																																																																																																																																		
DA100 4/6	EP95 5/8	PC97 8/6	TT31 45/-	OC73 6/8	Z902 12/-	3A167M 7/-	5B49Y 9/-	6AL5W 7/-	6P32 3/6	12BE8 5/8	85A2 8/-																																																																																																																																																																																																																																																																																																																																																																																																																																																																																																																																																																																																																																																																																																																																																																																																																																																																																																																		
DAF96 6/8	EP183 7/8	PC98 8/6	TT31 45/-	OC73 6/8	Z902 12/-	3A167M 7/-	5B49Y 9/-	6AL5W 7/-	6P32 3/6	12BE8 5/8	85A2 8/-																																																																																																																																																																																																																																																																																																																																																																																																																																																																																																																																																																																																																																																																																																																																																																																																																																																																																																																		
DD41 4/6	EP194 6/8	PC98 8/6	TT31 45/-	OC73 6/8	Z902 12/-	3A167M 7/-	5B49Y 9/-	6AL5W 7/-	6P32 3/6	12BE8 5/8	85A2 8/-																																																																																																																																																																																																																																																																																																																																																																																																																																																																																																																																																																																																																																																																																																																																																																																																																																																																																																																		
DET20 2/6	EP22 2/6	PC98 8/6	TT31 45/-	OC73 6/8	Z902 12/-	3A167M 7/-	5B49Y 9/-	6AL5W 7/-	6P32 3/6	12BE8 5/8	85A2 8/-																																																																																																																																																																																																																																																																																																																																																																																																																																																																																																																																																																																																																																																																																																																																																																																																																																																																																																																		
DET20 10/-	EP32 2/6	PC98 8/6	TT31 45/-	OC73 6/8	Z902 12/-	3A167M 7/-	5B49Y 9/-	6AL5W 7/-	6P32 3/6	12BE8 5/8	85A2 8/-																																																																																																																																																																																																																																																																																																																																																																																																																																																																																																																																																																																																																																																																																																																																																																																																																																																																																																																		
DF91 3/6	EP35 2/6	PC98 8/6	TT31 45/-	OC73 6/8	Z902 12/-	3A167M 7/-	5B49Y 9/-	6AL5W 7/-	6P32 3/6	12BE8 5/8	85A2 8/-																																																																																																																																																																																																																																																																																																																																																																																																																																																																																																																																																																																																																																																																																																																																																																																																																																																																																																																		
DF92 2/6	EP35 2/6	PC98 8/6	TT31 45/-	OC73 6/8	Z902 12/-	3A167M 7/-	5B49Y 9/-	6AL5W 7/-	6P32 3/6	12BE8 5/8	85A2 8/-																																																																																																																																																																																																																																																																																																																																																																																																																																																																																																																																																																																																																																																																																																																																																																																																																																																																																																																		
DF96 7/8	EP38 17/8	PC98 8/6	TT31 45/-	OC73 6/8	Z902 12/-	3A167M 7/-	5B49Y 9/-	6AL5W 7/-	6P32 3/6	12BE8 5/8	85A2 8/-																																																																																																																																																																																																																																																																																																																																																																																																																																																																																																																																																																																																																																																																																																																																																																																																																																																																																																																		
DK92 8/8	EP41 9/8	PC98 8/6	TT31 45/-	OC73 6/8	Z902 12/-	3A167M 7/-	5B49Y 9/-	6AL5W 7/-	6P32 3/6	12BE8 5/8	85A2 8/-																																																																																																																																																																																																																																																																																																																																																																																																																																																																																																																																																																																																																																																																																																																																																																																																																																																																																																																		
DK96 7/8	EP42 11/8	PC98 8/6	TT31 45/-	OC73 6/8	Z902 12/-	3A167M 7/-	5B49Y 9/-	6AL5W 7/-	6P32 3/6	12BE8 5/8	85A2 8/-																																																																																																																																																																																																																																																																																																																																																																																																																																																																																																																																																																																																																																																																																																																																																																																																																																																																																																																		
DL63 8/6	EP45 11/8	PC98 8/6	TT31 45/-	OC73 6/8	Z902 12/-	3A167M 7/-	5B49Y 9/-	6AL5W 7/-	6P32 3/6	12BE8 5/8	85A2 8/-																																																																																																																																																																																																																																																																																																																																																																																																																																																																																																																																																																																																																																																																																																																																																																																																																																																																																																																		
DL92 4/6	EP47 11/8	PC98 8/6	TT31 45/-	OC73 6/8	Z902 12/-	3A167M 7/-	5B49Y 9/-	6AL5W 7/-	6P32 3/6	12BE8 5/8	85A2 8/-																																																																																																																																																																																																																																																																																																																																																																																																																																																																																																																																																																																																																																																																																																																																																																																																																																																																																																																		
DL93 4/6	EP48 4/6	PC98 8/6	TT31 45/-	OC73 6/8	Z902 12/-	3A167M 7/-	5B49Y 9/-	6AL5W 7/-	6P32 3/6	12BE8 5/8	85A2 8/-																																																																																																																																																																																																																																																																																																																																																																																																																																																																																																																																																																																																																																																																																																																																																																																																																																																																																																																		
DL94 6/8	EP49 4/6	PC98 8/6	TT31 45/-	OC73 6/8	Z902 12/-	3A167M 7/-	5B49Y 9/-	6AL5W 7/-	6P32 3/6	12BE8 5/8	85A2 8/-																																																																																																																																																																																																																																																																																																																																																																																																																																																																																																																																																																																																																																																																																																																																																																																																																																																																																																																		
DL96 8/6	EP51 2/6	PC98 8/6	TT31 45/-	OC73 6/8	Z902 12/-	3A167M 7/-	5B49Y 9/-	6AL5W 7/-	6P32 3/6	12BE8 5/8	85A2 8/-																																																																																																																																																																																																																																																																																																																																																																																																																																																																																																																																																																																																																																																																																																																																																																																																																																																																																																																		
DL810 9/8	EP52 2/6	PC98 8/6	TT31 45/-	OC73 6/8	Z902 12/-	3A167M 7/-	5B49Y 9/-	6AL5W 7/-	6P32 3/6	12BE8 5/8	85A2 8/-																																																																																																																																																																																																																																																																																																																																																																																																																																																																																																																																																																																																																																																																																																																																																																																																																																																																																																																		
DY86 6/8	EP53 2/6	PC98 8/6	TT31 45/-	OC73 6/8	Z902 12/-	3A167M 7/-	5B49Y 9/-	6AL5W 7/-	6P32 3/6	12BE8 5/8	85A2 8/-																																																																																																																																																																																																																																																																																																																																																																																																																																																																																																																																																																																																																																																																																																																																																																																																																																																																																																																		
DY97 7/6	EP54 5/6	PC98 8/6	TT31 45/-	OC73 6/8	Z902 12/-	3A167M 7/-	5B49Y 9/-	6AL5W 7/-	6P32 3/6	12BE8 5/8	85A2 8/-																																																																																																																																																																																																																																																																																																																																																																																																																																																																																																																																																																																																																																																																																																																																																																																																																																																																																																																		
EO87 15/-	EP58 8/8	PC98 8/6	TT31 45/-	OC73 6/8	Z902 12/-	3A167M 7/-	5B49Y 9/-	6AL5W 7/-	6P32 3/6	12BE8 5/8	85A2 8/-																																																																																																																																																																																																																																																																																																																																																																																																																																																																																																																																																																																																																																																																																																																																																																																																																																																																																																																		
EO88 8/6	EP59 8/8	PC98 8/6	TT31 45/-	OC73 6/8	Z902 12/-	3A167M 7/-	5B49Y 9/-	6AL5W 7/-	6P32 3/6	12BE8 5/8	85A2 8/-																																																																																																																																																																																																																																																																																																																																																																																																																																																																																																																																																																																																																																																																																																																																																																																																																																																																																																																		
EO90 10/-	EP60 8/8	PC98 8/6	TT31 45/-	OC73 6/8	Z902 12/-	3A167M 7/-	5B49Y 9/-	6AL5W 7/-	6P32 3/6	12BE8 5/8	85A2 8/-																																																																																																																																																																																																																																																																																																																																																																																																																																																																																																																																																																																																																																																																																																																																																																																																																																																																																																																		
EO92 5/6	EP61 8/8	PC98 8/6	TT31 45/-	OC73 6/8	Z902 12/-	3A167M 7/-	5B49Y 9/-	6AL5W 7/-	6P32 3/6	12BE8 5/8	85A2 8/-																																																																																																																																																																																																																																																																																																																																																																																																																																																																																																																																																																																																																																																																																																																																																																																																																																																																																																																		
EO93 7/8	EP62 8/8	PC98 8/6	TT31 45/-	OC73 6/8	Z902 12/-	3A167M 7/-	5B49Y 9/-	6AL5W 7/-	6P32 3/6	12BE8 5/8	85A2 8/-																																																																																																																																																																																																																																																																																																																																																																																																																																																																																																																																																																																																																																																																																																																																																																																																																																																																																																																		
EO94 2/6	EP63 8/8	PC98 8/6	TT31 45/-	OC73 6/8	Z902 12/-	3A167M 7/-	5B49Y 9/-	6AL5W 7/-	6P32 3/6	12BE8 5/8	85A2 8/-																																																																																																																																																																																																																																																																																																																																																																																																																																																																																																																																																																																																																																																																																																																																																																																																																																																																																																																		
EO95 2/6	EP64 8/8	PC98 8/6	TT31 45/-	OC73 6/8	Z902 12/-	3A167M 7/-	5B49Y 9/-	6AL5W 7/-	6P32 3/6	12BE8 5/8	85A2 8/-																																																																																																																																																																																																																																																																																																																																																																																																																																																																																																																																																																																																																																																																																																																																																																																																																																																																																																																		
EO96 2/6	EP65 8/8	PC98 8/6	TT31 45/-	OC73 6/8	Z902 12/-	3A167M 7/-	5B49Y 9/-	6AL5W 7/-	6P32 3/6	12BE8 5/8	85A2 8/-																																																																																																																																																																																																																																																																																																																																																																																																																																																																																																																																																																																																																																																																																																																																																																																																																																																																																																																		
EO97 2/6	EP66 8/8	PC98 8/6	TT31 45/-	OC73 6/8	Z902 12/-	3A167M 7/-	5B49Y 9/-	6AL5W 7/-	6P32 3/6	12BE8 5/8	85A2 8/-																																																																																																																																																																																																																																																																																																																																																																																																																																																																																																																																																																																																																																																																																																																																																																																																																																																																																																																		
EO98 2/6	EP67 8/8	PC98 8/6	TT31 45/-	OC73 6/8	Z902 12/-	3A167M 7/-	5B49Y 9/-	6AL5W 7/-	6P32 3/6	12BE8 5/8	85A2 8/-																																																																																																																																																																																																																																																																																																																																																																																																																																																																																																																																																																																																																																																																																																																																																																																																																																																																																																																		
EO99 2/6	EP68 8/8	PC98 8/6	TT31 45/-	OC73 6/8	Z902 12/-	3A167M 7/-	5B49Y 9/-	6AL5W 7/-	6P32 3/6	12BE8 5/8	85A2 8/-																																																																																																																																																																																																																																																																																																																																																																																																																																																																																																																																																																																																																																																																																																																																																																																																																																																																																																																		
EO100 2/6	EP69 8/8	PC98 8/6	TT31 45/-	OC73 6/8	Z902 12/-	3A167M 7/-	5B49Y 9/-	6AL5W 7/-	6P32 3/6	12BE8 5/8	85A2 8/-																																																																																																																																																																																																																																																																																																																																																																																																																																																																																																																																																																																																																																																																																																																																																																																																																																																																																																																		
EO101 2/6	EP70 8/8	PC98 8/6	TT31 45/-	OC73 6/8	Z902 12/-	3A167M 7/-	5B49Y 9/-	6AL5W 7/-	6P32 3/6	12BE8 5/8	85A2 8/-																																																																																																																																																																																																																																																																																																																																																																																																																																																																																																																																																																																																																																																																																																																																																																																																																																																																																																																		
EO102 2/6	EP71 8/8	PC98 8/6	TT31 45/-	OC73 6/8	Z902 12/-	3A167M 7/-	5B49Y 9/-	6AL5W 7/-	6P32 3/6	12BE8 5/8	85A2 8/-																																																																																																																																																																																																																																																																																																																																																																																																																																																																																																																																																																																																																																																																																																																																																																																																																																																																																																																		
EO103 2/6	EP72 8/8	PC98 8/6	TT31 45/-	OC73 6/8	Z902 12/-	3A167M 7/-	5B49Y 9/-	6AL5W 7/-	6P32 3/6	12BE8 5/8	85A2 8/-																																																																																																																																																																																																																																																																																																																																																																																																																																																																																																																																																																																																																																																																																																																																																																																																																																																																																																																		
EO104 2/6	EP73 8/8	PC98 8/6	TT31 45/-	OC73 6/8	Z902 12/-	3A167M 7/-	5B49Y 9/-	6AL5W 7/-	6P32 3/6	12BE8 5/8	85A2 8/-																																																																																																																																																																																																																																																																																																																																																																																																																																																																																																																																																																																																																																																																																																																																																																																																																																																																																																																		
EO105 2/6	EP74 8/8	PC98 8/6	TT31 45/-	OC73 6/8	Z902 12/-	3A167M 7/-	5B49Y 9/-	6AL5W 7/-	6P32 3/6	12BE8 5/8	85A2 8/-																																																																																																																																																																																																																																																																																																																																																																																																																																																																																																																																																																																																																																																																																																																																																																																																																																																																																																																		
EO106 2/6	EP75 8/8	PC98 8/6	TT31 45/-	OC73 6/8	Z902 12/-	3A167M 7/-	5B49Y 9/-	6AL5W 7/-	6P32 3/6	12BE8 5/8	85A2 8/-																																																																																																																																																																																																																																																																																																																																																																																																																																																																																																																																																																																																																																																																																																																																																																																																																																																																																																																		
EO107 2/6	EP76 8/8	PC98 8/6	TT31 45/-	OC73 6/8	Z902 12/-	3A167M 7/-	5B49Y 9/-	6AL5W 7/-	6P32 3/6	12BE8 5/8	85A2 8/-																																																																																																																																																																																																																																																																																																																																																																																																																																																																																																																																																																																																																																																																																																																																																																																																																																																																																																																		
EO108 2/6	EP77 8/8	PC98 8/6	TT31 45/-	OC73 6/8	Z902 12/-	3A167M 7/-	5B49Y 9/-	6AL5W 7/-	6P32 3/6	12BE8 5/8	85A2 8/-																																																																																																																																																																																																																																																																																																																																																																																																																																																																																																																																																																																																																																																																																																																																																																																																																																																																																																																		
EO109 2/6	EP78 8/8	PC98 8/6	TT31 45/-	OC73 6/8	Z902 12/-	3A167M 7/-	5B49Y 9/-	6AL5W 7/-	6P32 3/6	12BE8 5/8	85A2 8/-																																																																																																																																																																																																																																																																																																																																																																																																																																																																																																																																																																																																																																																																																																																																																																																																																																																																																																																		
EO110 2/6	EP79 8/8	PC98 8/6	TT31 45/-	OC73 6/8	Z902 12/-	3A167M 7/-	5B49Y 9/-	6AL5W 7/-	6P32 3/6	12BE8 5/8	85A2 8/-																																																																																																																																																																																																																																																																																																																																																																																																																																																																																																																																																																																																																																																																																																																																																																																																																																																																																																																		
EO111 2/6	EP80 8/8	PC98 8/6	TT31 45/-	OC73 6/8	Z902 12/-	3A167M 7/-	5B49Y 9/-	6AL5W 7/-	6P32 3/6	12BE8 5/8	85A2 8/-																																																																																																																																																																																																																																																																																																																																																																																																																																																																																																																																																																																																																																																																																																																																																																																																																																																																																																																		
EO112 2/6	EP81 8/8	PC98 8/6	TT31 45/-	OC73 6/8	Z902 12/-	3A167M 7/-	5B49Y 9/-	6AL5W 7/-	6P32 3/6	12BE8 5/8	85A2 8/-																																																																																																																																																																																																																																																																																																																																																																																																																																																																																																																																																																																																																																																																																																																																																																																																																																																																																																																		
EO113 2/6	EP82 8/8	PC98 8/6	TT31 45/-	OC73 6/8	Z902 12/-	3A167M 7/-	5B49Y 9/-	6AL5W 7/-	6P32 3/6	12BE8 5/8	85A2 8/-																																																																																																																																																																																																																																																																																																																																																																																																																																																																																																																																																																																																																																																																																																																																																																																																																																																																																																																		
EO114 2/6	EP83 8/8	PC98 8/6	TT31 45/-	OC73 6/8	Z902 12/-	3A167M 7/-	5B49Y 9/-	6AL5W 7/-	6P32 3/6	12BE8 5/8	85A2 8/-																																																																																																																																																																																																																																																																																																																																																																																																																																																																																																																																																																																																																																																																																																																																																																																																																																																																																																																		
EO115 2/6	EP84 8/8	PC98 8/6	TT31 45/-	OC73 6/8	Z902 12/-	3A167M 7/-	5B49Y 9/-	6AL5W 7/-	6P32 3/6	12BE8 5/8	85A2 8/-																																																																																																																																																																																																																																																																																																																																																																																																																																																																																																																																																																																																																																																																																																																																																																																																																																																																																																																		
EO116 2/6	EP85 8/8	PC98 8/6	TT31 45/-	OC73 6/8	Z902 12/-	3A167M 7/-	5B49Y 9/-	6AL5W 7/-	6P32 3/6	12BE8 5/8	85A2 8/-																																																																																																																																																																																																																																																																																																																																																																																																																																																																																																																																																																																																																																																																																																																																																																																																																																																																																																																		
EO117 2/6	EP86 8/8	PC98 8/6	TT31 45/-	OC73 6/8	Z902 12/-	3A167M 7/-	5B49Y 9/-	6AL5W 7/-	6P32 3/6	12BE8 5/8	85A2 8/-																																																																																																																																																																																																																																																																																																																																																																																																																																																																																																																																																																																																																																																																																																																																																																																																																																																																																																																		
EO118 2/6	EP87 8/8	PC98 8/6	TT31 45/-	OC73 6/8	Z902 12/-	3A167M 7/-	5B49Y 9/-	6AL5W 7/-	6P32 3/6	12BE8 5/8	85A2 8/-																																																																																																																																																																																																																																																																																																																																																																																																																																																																																																																																																																																																																																																																																																																																																																																																																																																																																																																		
EO119 2/6	EP88 8/8	PC98 8/6	TT31 45/-	OC73 6/8	Z902 12/-	3A167M 7/-	5B49Y 9/-	6AL5W 7/-	6P32 3/6	12BE8 5/8	85A2 8/-																																																																																																																																																																																																																																																																																																																																																																																																																																																																																																																																																																																																																																																																																																																																																																																																																																																																																																																		
EO120 2/6	EP89 8/8	PC98 8/6	TT31 45/-	OC73 6/8	Z902 12/-	3A167M 7/-	5B49Y 9/-	6AL5W 7/-	6P32 3/6	12BE8 5/8	85A2 8/-																																																																																																																																																																																																																																																																																																																																																																																																																																																																																																																																																																																																																																																																																																																																																																																																																																																																																																																		
EO121 2/6	EP90 8/8	PC98 8/6	TT31 45/-	OC73 6/8	Z902 12/-	3A167M 7/-	5B49Y 9/-	6AL5W 7/-	6P32 3/6	12BE8 5/8	85A2 8/-																																																																																																																																																																																																																																																																																																																																																																																																																																																																																																																																																																																																																																																																																																																																																																																																																																																																																																																		
EO122 2/6	EP91 8/8	PC98 8/6	TT31 45/-	OC73 6/8	Z902 12/-	3A167M 7/-	5B49Y 9/-	6AL5W 7/-	6P32 3/6	12BE8 5/8	85A2 8/-																																																																																																																																																																																																																																																																																																																																																																																																																																																																																																																																																																																																																																																																																																																																																																																																																																																																																																																		
EO123 2/6	EP92 8/8	PC98 8/6	TT31 45/-	OC73 6/8	Z902 12/-	3A167M 7/-	5B49Y 9/-	6AL5W 7/-	6P32 3/6	12BE8 5/8	85A2 8/-																																																																																																																																																																																																																																																																																																																																																																																																																																																																																																																																																																																																																																																																																																																																																																																																																																																																																																																		
EO124 2/6	EP93 8/8	PC98 8/6	TT31 45/-	OC73 6/8	Z902 12/-	3A167M 7/-	5B49Y 9/-	6AL5W 7/-	6P32 3/6	12BE8 5/8	85A2 8/-																																																																																																																																																																																																																																																																																																																																																																																																																																																																																																																																																																																																																																																																																																																																																																																																																																																																																																																		
EO125 2/6	EP94 8/8	PC98 8/6	TT31 45/-	OC73 6/8	Z902 12/-	3A167M 7/-	5B49Y 9/-	6AL5W 7/-	6P32 3/6	12BE8 5/8	85A2 8/-																																																																																																																																																																																																																																																																																																																																																																																																																																																																																																																																																																																																																																																																																																																																																																																																																																																																																																																		
EO126 2/6	EP95 8/8	PC98 8/6	TT31 45/-	OC73																																																																																																																																																																																																																																																																																																																																																																																																																																																																																																																																																																																																																																																																																																																																																																																																																																																																																																																									

practically wireless

commentary by **HENRY**

HAVING trouble with your new decimal coinage? Wondering how many sides make seven? You don't know your luck, lads. To radio enthusiasts, the change from archaic, rule-of-thumb measurement to our modern, swinging, polished, simply-divisible, etc., etc., should come easy. We have been dealing in multiples and divisions of ten for longer than de Gaulle has been a General.



Working them out can be fun

It was not so long ago that I learned about the origins of Arabic numerals—those squiggly symbols on your Bingo card. Ever ready to widen the cultural interests of my readers I pass on the information that the shapes of the originals dreamed up by a great Algerian mathematician each contained the number of angles relevant to the numeral—if you drew it properly. We have now stylised them out of any semblance to the first idea but working them out can be quite fun.

Have you ever thought of the cogitation that must have gone into our component colour code? Imagine a committee sitting around a polished table, perspiration laving their bald pates, battling over the redness of two or the royal blue impeccability of six. Come to think of

it they did not do a bad job. I mean black is indisputably “zero” and “one” has a brown dinginess about it, the magical number seven has an emperor’s aura just as three must be orange; couldn’t be anything else.

Our active P.A.L. protagonist Bernard Rogers of the Rank-Bush-Murphy research establishment has described the multilingual vote-chopping that went on while colour-TV systems were being chosen. According to him we in Britain are lucky to have settled on a system at all. Perhaps it is as well that the colour-code was already settled before colour-scales had to be agreed. (Although to be honest one wonders whether there is any real standard when one sees sets of rival manufacture receiving the same programme side by side—in a colour-TV workshop where setting-up has been done with meticulous care.

The chap in his parlour with no comparisons to make except the clash of Lulu’s rosiness with the missus’ choice in upholstery may not hit on this hue-change problem very quickly. But when the novelty has worn off look out for: “*Let reds down a bit—whoa! now a touch of yellow in the greens,*” etc. Every television engineer will have to carry his illuminated colour-scale in the lid of his toolbox.

Of course the drawback is in those little qualifications “to international standards”. There *are* no such animals. When in Rome the yellows and magentas look a good deal different from Aunt Harriet’s puce and poppy at Scarborough. Blue skies over the Côte d’Azur would seem too dramatic for Streatham.

And in any case it is doubtful whether international standards would be gladly accepted by all. Just consider the recent hullabaloo at the Royal Society, when the Conference of Editors


called for the adoption of SI in all scientific and technical journals. SI—Système International d’Unites—is a system of refinement of the original metric figuring officially adopted in 1960 and the legally accepted system in thirty countries. Britain is still testing the water—she has so much to lose. All those lovely avoidupois units, and the Imperial measurements being



Stand on our heads again

consigned to a museum. It is unthinkable. We should have done much more lobbying. After all, the astronomers managed to retain the parsec (30.87×10^{15} metres) and that’s not a measurement you are likely to come across every day. More important to us, the electrical engineers lobbied successfully for the electronvolt, which is 1.6021×10^{-19} , so you needn’t forget that.

We radio bods have been talking internationally for longer than we care to remember. Change comes natural to us, and not only in the metric scale. Look at the sudden flip to all our ideas that transistorisation brought about. Negative lines at the *top*, forsooth! And now the F.E.T. boom is swinging along, and we shall have to stand on our heads again. Never mind, Joe, just so long as you remember a pint is 0.0005682615 of a cubic metre . . .



Hi-Fi IN THE HOME

MARTIN L. MICHAELIS, M.A.

IN the course of time, the keen audiophile will accumulate many pieces of equipment which may be home made, commercial products or assembled from kits. These all tend to get tagged-on to the existing rig in the family living room in some haphazard manner. One day the wife will find that the rules of interior decoration have been abused beyond all tolerable limits. This article describes in quite general terms, the action taken by the author when this justified protest was voiced. High-fidelity sound reproduction equipment is no longer a novelty fascinating the owner and visitors alike, regardless of appearance as long as it sounds good. It has now become a commonplace feature of home life and styling is as important as the acoustic performance. Furthermore, the operating procedure for a composite equipment must be so simple that any non-technical member of the family can switch on his favourite entertainment. The necessary mains switches for the many items of equipment pose a special problem. These must be arranged such that it is not possible to leave any piece of ancillary equipment switched on indefinitely without this becoming immediately obvious.

We are not setting out to give new hints for the connoisseur to enable him to obtain just that extra response which no average person is able to hear anyway. We are addressing the average person, who will demand a good standard of reproduction, ample but not pedantic response at both ends of the frequency range, and versatile entertainment with a *domesticated* equipment. This adjective refers to home entertainment as the prime aim, as distinct from perpetual electronic patchwork. Experimenting is envisaged once and for all whilst installing the domesticated high-fidelity system, for which this article gives a few collected hints.

Functions

A complete installation will generally be called upon to cater for television, sound broadcast and recorded sound entertainment. The latter must cover tape and gramophone records, with facilities for transcription from all other sources on to tape. All functions except television should be capable of stereophonic operation. Finally, it should be possible to relay all sound programmes, whatever their origin, to one or more extension speakers in other rooms.

Equipment

The basic equipment which will provide these functions comprises a television receiver and a modern radio tuner unit. The latter will cover all

desired a.m. wavebands and the v.h.f.-f.m. waveband incorporating a stereo decoder. A stereo amplifier can be built-in or provided as a separate unit.

A number of ancillary units is necessary. The internal amplifier and speaker of the television receiver are often inadequate for optimum reproduction of the television sound, so that some form of auxiliary amplifier and linkage to the main system are desirable. The radio tuner unit will be operated in conjunction with a stereo tape recorder and record player, and a stereo amplifier if not already incorporated in the tuner unit.

Loudspeakers

For all kinds of sound reproduction in the living room, it is desirable to use one and the same pair of high quality loudspeaker box units, in the usual stereophonic arrangement. Monaural radio, tape or gramophone record programmes should be reproduced with equal intensity on both loudspeakers. This *enormously* enhances the presence of any monaural programme, compared to single-speaker reproduction thereof. It is important to use the same separation between the two loudspeaker boxes, and to sit at the same position as for good stereophonic listening, if maximum benefits are to be exploited for monaural listening too.

Television sound is an exception to this rule, because it is necessary to ensure subjective coincidence between the picture and the sound source. The only way to achieve this simultaneously for all viewing positions, is to stand the television receiver on one of the loudspeaker boxes, and to arrange for the TV sound to be boosted only through this loudspeaker.

Two major questions concern the extension speakers of the composite system. Firstly, the programme running in the living room may be monaural or stereophonic. In either case, the extension speakers must bring a properly combined monaural version which is the *sum signal* of the two stereophonic channels in the living room, without disturbing the stereophonic reproduction there by introducing crosstalk between the channels or other undesirable effects. The extension speakers will be situated in rooms such as the kitchen or the-nursery, where stereophonic reproduction would hardly serve any useful purpose.

Secondly, much smaller speakers serve for the extension positions. These can certainly produce the same subjective volume as a large box, but only for a restricted frequency band. Above all, they are unable to handle bass frequencies at the same relative levels as required for a large box unit. If the frequency range is not restricted, the extension speakers will hoot and rattle due to frequency selec-

A SMALL SELECTION ONLY OF THE GOODS WE OFFER AT LOWEST POSSIBLE PRICES COMPATIBLE WITH QUALITY

SEMI-CONDUCTORS

TRANSISTORS

AC107	3/-	OC44	1/11
AC126	2/-	OC45	1/11
AC185	3/-	OC70	2/3
AC187	4/-	OC71	1/11
ACY19	3/-	OC72	2/-
ACY21	3/9	OC73	2/3
AF115	3/-	OC75	2/-
AF118	3/-	OC81	2/-
AF117	2/9	OC81D	1/11
BFY18	4/6	OC82D	2/3
BFY51	4/-	OC140	3/6
BSY26	3/-	OC189	3/6
BSY28	3/9	OC170	2/2
BSY65	3/-	OC171	2/2
BSY95A	3/-	OC200	4/6
CE113	2/6	OC202	4/6
CA5	1/6	OC203	4/6
OA9	1/8	OC204	5/6
OC23	6/6	TK22C	1/6
OC25	5/-	2N706A	3/-
OC28	5/-	2N743	4/6
OC28	6/6	2N753	2/9
OC35	7/6	Gen. P type	1/-

SILICON DIODE RECTIFIERS

750mA Series			
BY100	800 piv	2/6	
	400 piv	1/9	
	200 piv	1/4	
Six Amp Series			
BYZ13	900 piv	3/6	
BYZ12	800 piv	4/6	
BYZ11	900 piv	5/-	
BYZ10	1200 piv	5/6	
Mullard Stack FW Bridge			
12A100	piv	39/6	
THYRISTORS			
5 amp series			
	100 piv	7/6	
	200 piv	9/-	
	300 piv	10/6	
	400 piv	12/-	
10 amp series			
	50 piv	10/-	
	100 piv	12/-	
	200 piv	16/-	
100 amp series prices available on request			

MIDGET ELECTROLYTIC CONDENSERS

wire ends for transistors	
AT 6d. each	
0.8µF	25 volt
1µF	275 volt
2µF	150 volt
4µF	64 volt
4µF	150 volt
640µF	2.5 volt
At 9d. each	
2µF	300 volt
10µF	25 volt
16µF	16 volt
30µF	10 volt
80µF	6.4 volt
100µF	6 volt
125µF	4 volt
At 1/- each	
16µF	250 volt
50µF	10 volt
64µF	25 volt
200µF	16 volt
320µF	10 volt

Other electrolytics in current list

Postage, Packing and Insurance all above 7d. up to 3; 1/- from 4-11; 12 and over paid.

2 GANG VAR. CONDENSER: Mod., small, air-spaced, .0003 ea. sec. 5/- (1/-)

TRANSFORMERS: Sub-min Output (3n for OC72 etc.) and Driver 2/6 each (6d.) Output 3n 5W 7000Ω for 6V6 (ex-equip. but perfect) 2/6 (1/6).

PRINTED CIRCUIT PANELS: Eight boards with minimum 30 Transistors, also Diodes, Capacitors, Resistors 8/- (2/-).

TEST EQUIPMENT MULTITESTER: 20,000Ω P. Volt D.C. 4x 3 1/2 in. D.C. volts 5, 25, 50, 250, 500 and 2.5k. A.C. volts 10, 50, 100, 500, 1000 and 10,000 n. p. volt. D.C. current 0-50mA, 0-2.5mA, 0-250mA. Res. 0-80kΩ, 0-6MΩ, 0-300kΩ at centre scale. Cap. 100µF to 0.01µF to 0-1µF. -20 to +22dB. 67/6 (3/6), with prods, battery and instructions.

POCKET TESTER: 1000Ω P. volt 3 1/2 x 2 1/2 in. A.C. and D.C. volts 0-12, 0-120, 0-1200 D.C. current 0-1mA and 0-120mA. Res. 0-200kΩ, with prods, instructions and battery. 35/- (1/6).

PANEL METER: 0-1µA Clear, Plastic, Precision 1 1/2 in. sq. 23/- (1/6). Details on request of Valve Voltmeters, 2in. Oscilloscope, Sig. Gen. etc.

DIAMOND STYLII: Replacements for TC8LP, TC8LP/Stereo, Studio 'O', BF40LP Ronette, GC2, GC3, GP65/7, all at 6/11 each. Also GP91-LP/S at 12/6. **SAPPHIRE STYLII:** All these types at 2/11. GP91 at 6/- (6d. each all types). Regret no 78 r.p.m. available in either diamond or sapphire.

PICK-UP CARTRIDGES all with stylII and standard replacement fittings Mono GP67/2 12/6. Newest Stereo GP93 22/-. Mono de Luxe GP91 16/-. Stereo Compatible (both mono and stereo) GP91 31 1/6. Ceramic Stereo Compatible, top quality for expensive outfits GP94 38/6 (all 1/-).

INTERCOM/BABY ALARM: 2-Station, PP3 Batt. operated, remote call. 50ft. cable, battery, plugs, instructions. No mains, perfectly safe. 52/6 (3/-).

PP3 ELIMINATOR (A.C.) 17/6 (1/6). See list for tools etc.

TRANSISTORISED 4TR 3 WATT AMPLIFIER: 2 1/2 x 2 1/4 x 1 1/2 volt: 8 or 16Ω. Also excellent results with 3 ohm speakers. 45/6 (1/6).

TAPE RECORDER: LATEST solid state. Capstan drive, 2 speed, Batt. Portable. Excellent design. 3 1/2 in. reels, dynamic mike with remote control, earpiece, tape, battery, reels—splended value at £13.2.6 (4/6).

RECORDING TAPE: Finest quality mylar. British. Professional quality.

Standard:		Long Play:	
5in. 600ft.	7/3	5in. 900ft.	10/-
5 1/2in. 850ft.	8/9	5 1/2in. 1200ft.	11/3
7in. 1200ft.	11/3	7in. 1800ft.	18/-

Message: 3in. 225ft. 3/6 (P.P. & I. on tape 1/3 per reel. 9d. on Message).

MICROPHONES: (All types with lead). **CRYSTAL:** Desk/hand, with strut. Type 40 15/6 (1/3). Type CM21 8/9 (1/3). Hand/lapel, with clip 6/6 (1/-). Hand only, cream plastic, rect. 7 1/6 (1/3). For stick types see list. **DYNAMIC:** MS10; 50kΩ with base, adaptor, neck cord 37/6 (2/6). MS11, similar but fixed on flexible van neck to switch-fitted base 42/6 (2/6). **PIEZO:** DX73; 50kΩ. Professional type, black/chrome, dia. 2 1/2 in. x 1 1/2 in. depth. For stand use only. Standard inside thread 39/6 (1/6).

SPEAKERS: 12in. round, fitted Tweeter. 6W. 3 or 15Ω (state which). 33/6 (4/6); 2in. 3Ω 6/6 (1/-); 6 x 4 fitted duty 3Ω 13/6 (2/6) or for Stereo 30/- pair, post etc. paid; 8 x 3, 15Ω 13/6 (1/6). **HEADPHONES:** High Res 2000Ω earpiece 18/6 (1/6). Stereo Dyn 8-16Ω 63/- (3/-). **EARPIECES:** with lead, etc. Min. Plug, Magnetic 1/6; Crystal 2/9 (either 6d.).

AERIALS: Car, telescopic, vandal proof; locks retracted. 2 keys and all fittings. 22/6 (2/6). For F.M. and all sets. Telescopic 6 extrn. 5 1/2 in.-22in. with swivel. 5/- (1/-). Also 7 ex. 5 1/2 to 32 in., no swivel, screw hole 6/- (1/-).

HIDE TOOL BAG 13 1/2 x 5 1/2 x 3 in. with strap 6/6 (3/6).

SWITCHES: Standard toggle, metal, 250v 2A. One hole fixing: SPST 2/3, SPDT 2/9, DPST 3/-, DPDT 3/3. Slide types. Sub-min. DPDT 1/6 each. Small DPDT, 3 way, centre "off" 1/9. Reed magnetic on/off 1/9 (7d. each, all types). Further types in free list.

VIBRATORS: 12V 4 pin. non-synch. 2/6; 6V 6 or 7 pin Synchronous. 10/- (1/- all types).

MAINS NEON TESTER: Flyleads 2/- (7d.). **PLUGS:** std. Jack, plastic body 2/-, Screened 2/9. Socket 1/6 (all 7d.). **WAVE HOLDERS:** 37G or B9A, Moulded 6d. (7d. up to 4, 1/- over 4). **CONNECTING WIRE:** 5 coils astd. cols. each 5 yds. Solid Core 2/3. Flexible Core 2/6 (either 6d.). **PICK-UP WIRE:** Twin Super-thin Flex, Screened, Sheathed 1/3 yd. (6d.). Details of Co-ax, Microphone (Single and twin) and other Cables and Wires in General List.

FELSTEAD ELECTRONICS

(P.W.12)

LONGLEY LANE, GATLEY, CHEADLE, CHESHIRE

Terms: Cash with order by post only. No COD or caller service. Regret no orders acceptable under 5/- plus P.P. & Ins. Money refund guarantee if goods returned perfect within 7 days of despatch. Postage, packing, insurance charges are shown in brackets after all items. Orders value 5£ and over except where indicated, sent charges paid. Charges apply to U.K. and Irish Republic only. Overseas air or surface mail extra at cost.

Want to get going in a career as a technician? Join the Army

2 years from now you could be earning over £15 a week, all found, as a qualified technician. Qualified in a career that'll set you up for life.

If you're between 17 and 25 you can join the Army as a trainee technician and get started on a 15-month course in aircraft, electronics or instruments. About eight months after successfully completing the course, you'll get promotion to Corporal. And from there on it's up to you. The sky's the limit.

The equipment you'll be working with—whether it is radio transmitters, transceivers, closed-circuit T.V., gunfire control equipment or helicopters—is the most advanced of its kind anywhere. And you'll be training with it from the start.

The pay As a trainee technician you can get as much as £9 a week (clear) from the age of 17½—food and accommodation free. After about 15 months this rises to nearly £14 on passing a trade test and, after about 2 years and promotion to Corporal, to over £15. After that, there's every chance of more promotion and still more pay.

And don't forget that in the Army, besides moving fast in a worthwhile career, you've every opportunity for travel, action, sport and excitement, too!

SEND OFF THE COUPON FOR ALL THE FACTS

TO: ARMY CAREERS MP6(A), LANSDOWNE HOUSE, BERKELEY SQUARE, LONDON W.1

Please send me full details of how to become a technician.

NAME

ADDRESS

TOWN

COUNTY

DATE OF BIRTH

(You must be resident in the UK) M70994102

VARIABLE VOLTAGE TRANSFORMERS



50
AMPS

INPUT 230/240v. A.C. 50/60—
OUTPUT VARIABLE 0-280v.

BRAND NEW

Keenest prices in the country. All Types (and Spares) from $\frac{1}{2}$ to 50 amp. from stock.

SHROUDED TYPE

1 amp, £5.10.0 2-5 amps, £6.15.0
4 amps, £9.0.0 5 amps, £9.15.0
8 amps, £14.10.0 10 amps, £18.10.0
12 amps, £21.0.0 15 amps, £25.0.0
20 amps, £27.0.0 37.5 amps, £72.0.0
50 amps, £92.0.0

OPEN TYPE (Panel Mounting)
 $\frac{1}{2}$ amp, £3.10.0 1 amp, £5.10.0
2½ amps, £6.12.6

PORTABLE TYPE

1-5 amp. portable fitted metal case, voltmeter, lamp, switch, etc. £9.5.0. Similar to above 2-5 amp. £11.7.6.

PORTABLE TYPE
£9.5.0.

100 WATT POWER RHEOSTATS (NEW)

AVAILABLE IN THE FOLLOWING VALUES

1 ohm, 10 a.; 5 ohm, 4-7 a.; 10 ohm, 3 a.; 25 ohm, 2 a.; 50 ohm, 1-4 a.; 100 ohm, 1 a.; 250 ohm, 7 a.; 500 ohm, .45 a.; 1,000 ohm, 280 mA.; 1,500 ohm, 230 mA.; 2,500 ohm, .2 a. Diameter $3\frac{1}{2}$ in. Shaft length $\frac{1}{2}$ in., dia. $\frac{1}{8}$ in. All at 27/6 each. P. & P. 1/6.

50 WATT. 1/5/10/25/50/100/250/500/1,000/1,500/2,500/ohm, 21/-, P. & P. 1/6.

25 WATT. 10/25/50/100/250/500/1,000/1,500/2,500 ohm, 14/6. P. & P. 1/6.

200/250v AC HORSTMAN 20A TIME SWITCH

2 on/off every 24 hours at any pre-set time. Fitted in metal case. 36 hr. spring reserve. Used but fully tested. Fraction of maker's price. £3.19.6 plus 4/6 P. & P.
Available with solar dial, on request.



INSULATED TERMINALS

Available in red, white, yellow, black, blue and green. New 17/- per doz. 2/- P. & P.

230/250V. A.C. SOLENOID

Heavy duty type, approx. 3 lbs. pull. Price 17/6 plus 2/6 P. & P.

12/24V. D.C. SOLENOID

Approx. 8 oz. push. Price 8/6 plus 1/6 P. & P.

PRECISION INTERVAL TIMER

From 0-30 seconds (repetitive). Jewelled balanced movement. Lever re-set. Operates 230V. A.C. 5 amp. c/o Microswitch. New. Price 17/6 plus 2/6 P. & P.

CONDENSERS 2,500 mfd. 100v. 12/6 1/6 P. & P. 4,000 mfd. 25v. 10/- 1/6 P. & P. 4,000 mfd. 50v. 15/- 1/6 P. & P. 10,000 mfd. 35v. 15/- 1/6 P. & P.

CONSTANT VOLTAGE TRANSFORMER

Input 185-250 v. A.C. Output 230 v. A.C. Capacity 250 watt. Attractive metal case. Fitted signal lamp. Rubber feet. Weight 17 lb. Price £11.10.0. P. & P. 15/-.

SELENIUM BRIDGE RECTIFIERS

30 volt 3 amp., 11/-, plus 2/6 P. & P.
30 volt 5 amp., 16/-, plus 2/6 P. & P.

L.T. TRANSFORMERS

All primaries 220-240 volts.	Type No.	Sec. Taps	Price	Carr.
1	30, 32, 34, 36 v.	at 5 amps.	£4.5.0	6/-
2	30, 40, 50 v.	at 5 amps.	£6.5.0	6/6
3	10, 17, 18 v.	at 10 amps.	£4.10.0	4/6
4	6, 12 v.	at 20 amps.	£5.17.6	6/6
5	17, 18, 20 v.	at 20 amps.	£6.12.6	6/6
6	6, 12, 20 v.	at 20 amps.	£6.5.0	7/6
7	24 v.	at 10 amps.	£4.15.0	5/6
8	4, 6, 24, 32 v.	at 12 amps.	£6.10.0	6/6

DOUBLE WOUND VARIABLE L.T. TRANSFORMER

Input 230 v. A.C. OUTPUT CONTINUOUSLY VARIABLE 0-36 v. A.C.
0-36 v. at 5 amp. £9.12.6. P. & P. 8/6.
0-36 v. at 20 amp. £21.0.0. P. & P. 15/-.

LIGHT SENSITIVE SWITCH

Kit of parts, including ORP12 Cadmium Sulphide Photo cell, Relay, Transistor and Circuit, etc., 6-12 volt D.C. op. price 25/- plus 2/6 P. & P. ORP 12 including circuit, 10/6 each, plus 1/- P. & P.



A.C. MAINS MODEL Incorporates Mains Transformer. Rectifier and special relay with 3, 5 amp mains c/o contacts. Price inc. circuit 47/6 plus 2/6 P. & P.

LIGHT SOURCE AND PHOTO CELL MOUNTING

Precision engineered light source with focussible lens assembly and ventilated lamp housing, to take MBC bulb. Separate photo cell mounting assembly for ORP 12 or similar cell. Both units are single hole fixing. Price per pair £2.15.0. P. & P. 3/6.



RESETTABLE HIGH SPEED COUNTER 4 figure, 1,000 ohm coil. 36-48 v. D.C. operation. £3.10.0. P. & P. 1/6. 3 figure, 24 v. D.C. £1.12.6. P. & P. 1/6.

DRY READ SWITCHES. New special offer of Dry Read Switches half amp. Contact. Size $1\frac{1}{2} \times \frac{1}{4}$ for 10/-, Post paid.

MINIATURE UNISELECTOR SWITCH

3 banks of 11 positions plus homing bank. 40 ohm coil. 24-36 v. D.C. operation. Tested. 22/6, plus 2/6 P. & P.



COMPACT HEAVY DUTY 6v. D.C. RELAY 2 change over, 30 ohm coil. 7/6 each. P. & P. 1/6. 3 for 20/-, Post paid.

NICKEL CADMIUM BATTERY. Sintered Cadmium Type 1-2 v. 7AH. Size height $3\frac{1}{2}$ in., width $2\frac{1}{2} \times 1\frac{1}{2}$ in. Weight approx. 13 oz. Ex-R.A.F. Tested. 12/6. P. & P. 2/6.

THE LATEST IN MULTI TESTERS FROM SANWA

TYPE F-80 TRD
Has a **SUSPENSION-BAND MOVEMENT** which eliminates pivots, jewels and half-springs to ensure frictionless performance. The overload protection incorporated safeguards the meter. The germanium diode rectifier covers frequency response up to 100kHz for the lower AC voltage range. The resistance range goes up to 50 mg ohms. MEASUREMENT RANGES DC voltage 0-25v 2-5v, 10v, 50v, 250v, 100v (25kΩv). AC voltage 2-5v, 10v, 50v, 250v, 500v 1000v (5kΩv). DC current 40μ a, 0.5ma, 5ma, 50ma, 500ma. Resistance Range—RX1, RX10, RX100, 50MΩ (min. 2Ω and max. 50 mgΩ). £13.15.0 post paid. Other models from stock. Leaflet on request.



STROBE! STROBE! STROBE!
Build a strobe unit using latest type Xenon white light flash tube, solid state timing and triggering circuit. 230/250v. AC operation.
INDUSTRIAL KIT Incorporates double wound transformer which isolates both tube and timing circuit from mains. Stabilized timing circuit and high power tube. 3 GNS. 6/- P. & P. **ECONOMY KIT.** Flash rate 1-36 flash per second. All components including Uni junction, thyristor, tube and circuit. 5 GNS. 3/6 P. & P.
 $\frac{1}{8}$ inch **POLISHED REFLECTOR.** Ideally suited for above Strobe Kits. Price 8/6 post paid.

A.C. CONTACTOR
2 make + 2 break (or, 2 c.o.). 15 amp. contacts. 230/240V. A.C. operation. Brand new. Price 22/6 plus 1/6 P. & P.



NEW VALVES!

Guaranteed Set Tested
24-HOUR SERVICE

1R5	5/-	DL96	6/6	EY96	6/-	PL604	13/8
1R5	4/8	DY96	5/6	EZ80	3/0	PY32	9/6
1T4	2/9	DY87	5/6	EZ81	4/6	PY33	9/6
3B4	5/9	EABC90	6/8	KT61	8/8	PY81	5/-
3V4	5/6	EB41	6/9	N78	14/6	PY82	4/9
5Z4G	6/6	EBF80	5/9	PABC80	7/-	PY83	5/3
6AQ5	4/6	EBF89	8/-	PC86	9/8	PY88	6/6
6L18	6/-	EC81	3/9	PC88	9/8	PY80	6/6
12X6GT	7/-	EC82	4/3	PC97	7/9	PY901	6/6
20F2	10/-	EC83	4/9	PC900	6/-	R19	6/6
30C18	8/9	EC85	4/9	PC884	5/9	U25	12/9
30FL1	12/3	ECH35	5/9	PC899	10/8	U26	11/9
30P4	11/-	ECH42	9/9	PC189	9/6	UABC80	6/-
30P19	11/-	ECH61	5/8	PCF80	6/9	UBC41	7/6
30P1L1	12/3	ECL80	6/8	PCF82	5/9	UBF89	6/6
CHC35	9/9	ECL82	6/8	PCF801	7/-	UC84	7/9
CL3	18/6	ECL83	8/9	PCF805	8/9	UC85	6/-
DAC32	6/9	ECL86	7/9	PCL82	6/9	UC86	6/-
DAF91	4/3	EF39	3/6	PCL83	3/9	UC89	8/6
DAF95	5/11	EF80	4/9	PL84	7/8	UCH42	9/6
DF33	7/6	EF85	5/-	PL85	8/3	UCH81	6/8
DF91	2/9	EF86	6/3	PL86	8/-	UL82	7/-
DF96	5/11	EF89	4/9	PFL20012/8		UL83	8/9
DK32	7/3	KF183	5/9	PL36	9/3	UF41	9/6
DK91	5/-	EF184	5/6	PL81	7/-	UP90	5/11
DK96	6/9	EL33	8/3	PL82	5/9	UL41	8/9
DL35	4/9	EL41	9/3	PL83	6/6	UL84	5/9
DL92	6/9	EL84	4/6	PL84	6/6	UY41	6/8
DL94	5/6	EY51	6/9	PL500	12/6	UY85	5/3

Postage on 1 valve 9d. extra. On 2 valves or more, postage 6d. per valve extra. Any parcel insured against damage in transit 6d. extra. Office address, no callers.

GERALD BERNARD

83 OSBALDESTON ROAD
STOKE NEWINGTON
LONDON, N.16

Est. 1943 **JOHNSONS** Tel: 24864

VHF and Short-Wave kits for the Amateur enthusiast and constructor. For 2 and 4 metres, the unique two transistor model SR2/P, 70-150Mc/s, 69/6. p.p. 4s. New super 5V all-wave, all-band kit, also "Mini-Amp" self-contained, cabinet, size a mere $4\frac{1}{2} \times 3\frac{1}{2} \times 2\frac{1}{2}$. Write today, enclosing a stamped addressed envelope for interesting free literature, and details, direct to

JOHNSON'S (RADIO)
St. Martin's Gate, Worcester



NEW!
EXCITING! ADD
STEREO EFFECTS

TO YOUR LISTENING...
with a Dewtron "NEW DIMENSIONS" 3-Dimensional effects amplifier. Gives Big Hall Stereo effect to any radio, tape, etc. PLUS fully adjustable echo, vibrato and tone. 9 volt model, 3 gns. Speaker, 26/- extra. 6/12V car model, 10 gns. incl. speaker. Post and ins. 6/- either model. Write now—right now.

D.E.W. LTD.,
P.W., RINGWOOD ROAD, FERNDOWN, DORSET

SERVICE TRADING CO

All Mail Orders—Also Callers—Ample Parking Space
87 BRIDGMAN ROAD, LONDON, W.4 Phone 995 1560
SHOWROOM NOW OPEN CLOSED SATURDAY
Personal callers only
9 LITTLE NEWPORT STREET LONDON, WC.2. Tel. GER 0576

tive amplifier distortion and excessive speech cone excursions, when the signal is correct for the large box units in the living room. On the other hand, if the common tone controls are adjusted to give pleasant reproduction at the extension speakers, the quality at the large box units would be unacceptably thin.

Separate amplifier

It is hardly possible to meet these basic requirements for the extension speakers without providing a separate amplifier for the purpose. This is also expedient in relation to the output loading characteristics of many types of transformerless output stages in modern transistorised amplifiers. These stages operate at high power efficiency and low distortion, but require critical load matching. The output power is *drastically* reduced if the impedance of the connected speaker is significantly greater than the optimum value. On the other hand, if the loudspeaker impedance is less than the optimum value, the power transistors are soon destroyed on loud

passages. If provision were to be made for arbitrarily switching extension speakers in parallel with the main speakers, as has been customary with valve output stages, it would thus be necessary to make the impedance of the main speakers considerably greater than optimum, so that the net load impedance presented to the amplifier just drops to the optimum when all extension speakers are switched on. This means that the main loudspeakers can never receive the full peak power. It is not primarily volume, but *transient response* which then suffers. Difficult passages of complex polyphony, or powerful instruments such as an organ, will sound confused and unrealistic.

It is convenient to derive the input signal for the separate amplifier feeding the extension speakers, from the output of the main amplifier across the main speakers. The auxiliary amplifier will incorporate only preset controls, to achieve correct tone and volume matching between the main speakers and the extension speakers, and to effect re-combination of a stereophonic signal to a monaural sum signal for the extension speakers. The externally accessible

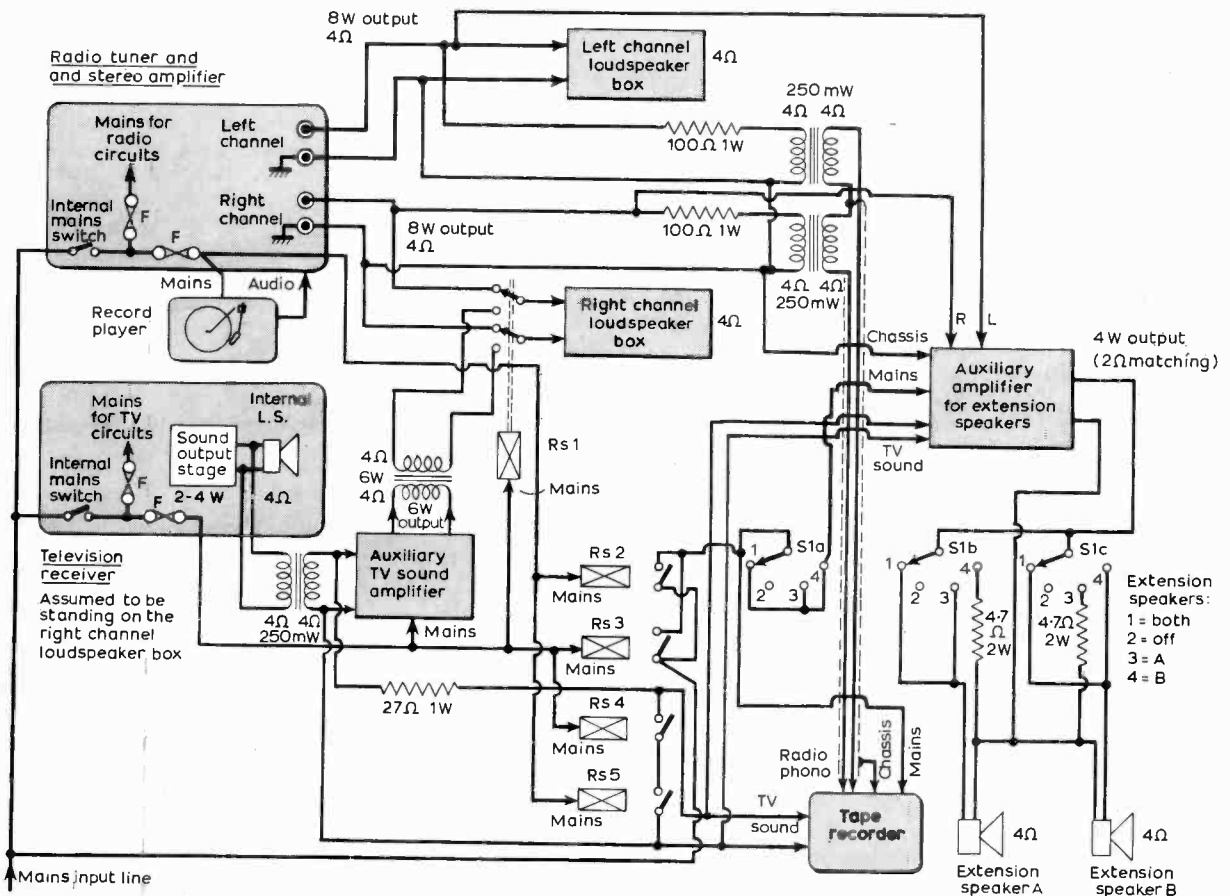


Fig. 1: Suggested interconnections of Radio, TV Receiver and Ancillaries. The auxiliary TV sound amplifier, the auxiliary amplifier for the extension speakers, the relay circuits and the associated hum-loop isolating transformers and resistors are all built into the cabinet of the right channel loudspeaker, which also carries the control knob of the extension speaker selector switch S1 on its front. The following input cables run to this composite unit: switched mains from radio tuner; switched mains from TV receiver; input mains line; combined loudspeaker output cable of radio tuner/amplifier; television sound output from TV receiver. The following output sockets are fitted to the composite unit: feed to left channel loudspeaker box; feed to extension speaker A; feed to extension speaker B; TV sound for tape recorder (monaural); radio/phono sound to tape recorder (stereo). Thirdly, the following mains outlet sockets are fitted to the composite unit: for radio tuner/amplifier; for television receiver; for tape recorder; for record player. The tape playback cable (not shown) runs direct from the tape recorder to the radio tuner/amplifier in the usual manner.

controls of the main amplifier (radio tuner) then serve jointly for all loudspeakers in the entire system.

Switching and manual controls

A particularly confusing feature of arbitrarily assembled systems is the multiplicity of uncoordinated controls on the numerous separate units. These have to be set in certain mutual ways to give correct performance, other combinations of settings making the equipment appear quite dead or even causing damage to it. An example of the latter danger is an arbitrary switching system connecting various loudspeakers to the output of one of the aforementioned load-sensitive amplifiers. The experimenter will take care to avoid forbidden switch settings, but he can hardly expect this of other members of his family, who have an equal right to use the equipment in his absence—and a right to expect it to work immediately after comprehensible actuation of few controls, without going up in smoke. Forbidden mutual settings which could cause damage to the equipment should be made impossible by using internal auxiliary relays and restricting the number of externally accessible controls.

Another confusing form of manual controls is the use of more than one control for the same function in any single channel. For example, a record player unit may be fitted with a volume control. A separate equaliser preamplifier unit will possess another volume control. The main amplifier may possess a third volume control. If all three volume controls are externally accessible, somebody need only have inadvertently turned any of them to zero, whereupon the other two will fail to produce a signal and the owner, upon coming home, is greeted with "your rig has broken down *again*". In a well-designed installation, each type of entertainment (radio, television, tape, records) should be governed by only one manual control for each function, and it is desirable to share as many controls as possible between several branches of entertainment.

The third common source of confusion is the mains on/off switching. The non-technical user of the equipment here demands an intuitively obvious switching arrangement. He correctly classes sound entertainment into two broad groups: radio and television. If the form of entertainment he desires is connected with television, he wishes to actuate a switch *on the television receiver*, nothing more. Auxiliary amplifier switching, loudspeaker selection and any necessary muting of other sources should be effected automatically with relays in the concealed wiring between the units. If the desired form of entertainment is connected with radio, including tape and records, switch-on should be actuating a mains switch of the radio tuner unit. The record player mains switching will be controlled by the pickup arm, and the tape recorder will have its own mains switch. The mains feed for both units should be controlled by the *mains switch of the radio tuner*. This ensures that everything is definitely switched off when both the radio tuner and the television receiver are switched off. These two principal units usually possess some form of pilot lamp or dial lights, so that it is obvious at a glance whether or not they are switched on. Modern transistorised radio tuners are usually compact and light, so that one very suit-

able position for this unit is standing on top of the television receiver. It may be advisable to make a small modification to the tape recorder to ensure that the drive mechanism is automatically disengaged when mains power is switched off at some external point. This prevents the appearance of an eccentric position on the rubber pressure wheel of the drive capstan. The simplest arrangement is to use a resting contact of a mains energised relay to discharge a capacitor through the same actuator solenoid as used to disengage the mechanism automatically at the end of the tape. A working contact of the same mains relay holds the capacitor charged as long as the mains supply is present.

Fuses

Commercial radio tuners and television receivers do not normally provide a mains outlet via the internal mains switch, so that this simple modification will have to be added. Make sure that the switch contacts are of adequate rating; otherwise fit an auxiliary relay. Do not run the switched output line via the existing internal fuse, but add a second fuse of appropriate rating in the output branch line beyond the switch. A common fuse for the internal circuitry and the new equipment connected externally would have to be up-rated to carry the combined load, which would seriously impair the degree of individual protection given for each item.

Switching the extension speakers

We have already seen that the extension speakers require their own audio amplifier. This should be switched on only when at least one extension speaker is actually in use. The author has found the following arrangement to be neat and convenient, as well as never giving rise to confusion of non-technical users.

The auxiliary amplifier is fitted with two relays and a three-pole four-way switch. The relays possess mains voltage coils rated for continuous duty. One relay coil each is connected straight to the switched mains output of the radio tuner and the television receiver. The relays each possess one maker contact, these contacts being wired in parallel and mutually in series with the mains switching wafer of the four-way switch. The mains feed is taken via this combination to the mains transformer of the auxiliary amplifier. The other two wafers of the four-way switch connect the extension speakers for two rooms (kitchen and nursery). Three positions give the functions kitchen/nursery/both and the fourth is the off position. The auxiliary amplifier obtains mains input only when the extension speaker switch is set to one of its action positions *and either the radio tuner or the television receiver is switched on*.

Simultaneous operation

Simultaneous use of the television receiver and radio tuner must be considered. Firstly, it may be desirable to relay a radio, tape or record programme to the extension speakers whilst other members of the family are watching television. The converse is hardly sensible, so that it suffices to provide another

BI-PRE-PAK LTD

222-224 WEST ROAD, WESTCLIFF-ON-SEA, ESSEX
PHONE: SOUTHEND (0502) 46344

BRAND NEW PAK JUST RELEASED !!!

REPLACES OUR VERY POPULAR B39 PAK.
SHORT LEAD COMPONENTS, all Brand New and Factory Marked mounted on Printed Circuit Panels.

Approximately:
80 TRANSISTORS AND DIODES
50 HIGH TOLERANCE RESISTORS
20 VARIOUS CAPACITORS

10/-

Please state when ordering Pak P.1. 2/6 Post and Packing with this pack.

BRAND NEW PRE-PAKS

No.	Description	Price
B1	50 Unmarked Trans. Untested	10/-
B2	4 Solar Cells inc. Book of Instructions	10/-
B6	17 Red Spot AF Transistors	10/-
B6A	17 White Spot AF Transistors	10/-
B9	1 ORP12 Light Sensitive Cell	9/-
B53	25 Silicon Transistors 400 Mc	10/-
B54	40 Silicon Transistors NPN To5	10/-
B55	40 Silicon Transistors NPN To18	10/-
B56	40 Silicon Transistors NPN/PNP unmarked	10/-
B61	25 BSY26/7 Transistors new, untested	10/-
B62	25 BSY66 Transistors new, untested	10/-
B64	25 BFY50/1/2 Transistors new, untested	10/-
B65	25 BC107/8/9 Transistors new, untested	10/-
C2	1 Unijunction Transistor 2N2160	15/-
A3	26 Mixed Marked and Tested Transistors	20/-
A21	5 Power Transistors, one AD149, one OC226 and three more	20/-
	FEW LEFT 70 amp/400 p.i.v. SCR's	70/-

★ ALL OUR TESTED SEMICONDUCTORS HAVE A WRITTEN GUARANTEE ★

Send for our FREE lists and catalogue of all our products. Check your own equivalent with our free substitution chart.

FIRST EVER LOGIC KITS. Learn for yourself how computers work, even make one for yourself. Full instructions for a nougts and crosses machine, binary counters, timers, etc. ENTIRELY NEW RANGE, Norkit Junior, £8, Norkit Senior, £18

NO CONNECTION WITH ANY OTHER FIRM MINIMUM ORDER 10/- CASH WITH ORDER PLEASE, add 1/- post and packing. OVERSEAS ADD EXTRA FOR AIRMAIL

DUXFORD ELECTRONICS (PW)

97/97a MILL ROAD, CAMBRIDGE

(Visit us—at our new Mail Order, Wholesale and Retail Premises).

MINIMUM ORDER VALUE 5/-

C.W.O. Post and Packing 1/-

DISCOUNT 10% over £2
15% over £5

CERAMIC DISC CAPACITORS (Hunts). 500V ±20%; 100, 220 330PF -20% +80%; 470, 680, 1000PF, 5d. each.
ELECTROLYTIC CAPACITORS (Mullard). -10% to +50%.
Subminiature (all values in μF)

Value	Price	Value	Price	Value	Price
4V	8	32	64	125	250
6-4V	6-4	25	50	100	200
10V	4	16	32	64	125
16V	2-5	10	20	40	80
25V	1-6	6-4	12-5	25	50
40V	1	4	8	16	32
64V	0-64	2-5	5	10	20
Price	1/6	1/3	1/2	1/-	1/1

Small (all values in μF)

Value	Price	Value	Price	Value	Price
800	1,250	2,000	3,200		
6-4V	640	1,000	1,600	2,500	
10V	400	640	1,000	1,600	
16V	250	400	640	1,000	
25V	160	250	400	640	
40V	100	160	250	400	
64V	64	100	160	250	
Price	1/6	2/-	2/6	3/-	

POLYESTER CAPACITORS (Mullard)

Tubular 10%, 160V: 0-01, 0-015, 0-022μF, 7d. 0-033, 0-047μF, 8d. 0-068, 0-1μF, 9d. 0-15μF, 11d. 0-22μF, 1/- 0-33μF, 1/3 0-47μF, 1/6 0-68μF, 2/3 1μF, 2/8 400V: 1,000, 1,500, 2,200, 3,300, 4,700pF, 6d. 6,800pF, 0-01, 0-015, 0-022μF, 7d. 0-033μF, 8d. 0-047μF, 9d. 0-068, 0-1μF, 11d. 0-15μF, 1/2 0-22μF, 1/6 0-33μF, 2/3 0-47μF, 2/8.

Modular, metalised, P.C. mounting, 20%, 250V: 0-01, 0-015, 0-022μF, 7d. 0-033, 0-047μF, 8d. 0-068, 0-1μF, 9d. 0-15μF, 11d. 0-22μF, 1/- 0-33μF, 1/5 0-47μF, 1/8 0-68μF, 2/3 1μF, 2/9.

POLYSTYRENE CAPACITORS: 5%, 160V (unencapsulated): 10, 12, 15, 18, 22, 27, 33, 39, 47, 56, 68, 82, 100, 120, 150, 180, 220, 270, 330, 390, 470, 560, 680, 820pF, 5d. 1,000, 1,500, 2,200pF, 6d. 3,300, 4,700, 5,600pF, 7d. 6,800, 8,200, 10,000pF, 8d. 15,000, 22,000pF, 9d. 1%, 100V (encapsulated): 100, 120, 150, 180, 220, 270, 330, 390, 470, 500, 560, 680, 820pF, 1/- 1,000, 1,200, 1,500, 1,800, 2,200, 2,700, 3,300, 3,900pF 1/3 4,700, 5,000, 5,600, 6,800, 8,200, 10,000, 12,000, 15,000pF, 1/6 18,000, 22,000, 27,000, 33,000, 39,000pF, 1/9 0-047, 5,000, 0-056μF, 2/- 0-068, 0-082, 0-1μF, 2/3 0-12μF, 2/9 0-15, 0-18μF, 3/- 0-22μF, 4/- 0-27, 0-33μF, 5/- 0-39μF, 5/9 0-4μF, 6/3 0-47, 0-5μF, 6/3.

JACK PLUGS (Screened): Heavily chromed, 1in. Standard: 2/9 each. Side-entry: 3/3 each. Standard (Unscreened): With black, grey, white, red, blue, green or yellow covers, 2/3 each.

JACK SOCKETS (1in. Plug): With black or white bezel and chrome nut, 2/9 each. Available with: Break/Break, Make/Break, Break/Make, Make/Make contacts.

POTENTIOMETERS (Carbon): Long life, low noise. 1W at 70°C. ±20% ≤1M, ±30% >1M. Body dia., 1in. Spindle, 1in. x 1in., 2/- each. Linear: 100, 250, 500 ohms, etc., per decade to 10M. Logarithmic: 5k, 10k, 25k, etc., per decade to 5M.

SKELTON PRE-SET POTENTIOMETERS (Carbon): Linear: 100, 250, 500 ohms, etc., per decade to 5M. Miniature: 0-3W at 70°C. ±20% ≤1M, ±30% >1M. Horizontal (0-7in. x 0-4in. P.C.M.) or Vertical (0-4in. x 0-2in. P.C.M.) mounting, 1/- each.

Submin. 0-1W at 70°C. ±20% ≤1M, ±30% >1M. Horizontal (0-4in. x 0-2in. P.C.M.) or Vertical (0-2 x 0-1in. P.C.M.) mounting, 10d. each. RESISTORS (Carbon film), very low noise. Range: 5%, 4-7Ω to 1MΩ (E24 Series); 10%, 10Ω to 10MΩ (E12 Series).

1W (10%), 1d. (over 99, 1d.), 100 off per value 12/-
1W (5%), 2d. (over 99, 1d.), 100 off per value 13/9
1W (10%), 2d. (over 99, 1d.), 100 off per value 13/9
1W (5%), 2d. (over 99, 2d.), 100 off per value 15/6

SEMI-CONDUCTORS: OAS, OA81, 1/9. OC44, OC45, OC71, OC81, OC81D, OC82D, 2/-, OC72, 2/3, OC170, OC171, 2/6. AF115, AF116, AF117, 3/-, OC73, 3/3, OC140, 4/3.

SILICON RECTIFIERS (0-5A): 170 P.I.V., 2/9. 400 P.I.V., 3/-, 800 P.I.V., 3/3. 1,250 P.I.V., 3/9. 1,500 P.I.V., 4/-.

SWITCHES (Chrome finish, Silver contacts): 3A 250V, 6A 125V. Push Buttons: Push-on or Push-off (with white, black, green or red buttons) 5/-. Toggle Switches: SP/ST, 3/3. SP/DT, 3/6. SP/DT (with centre position), 3/9. DP/ST, 4/3. DP/DT, 5/-.

PRINTED CIRCUIT BOARD (Vero).
0-15in. Matrix: 3 1/2in. x 2 1/2in., 3/3. 5 1/2in. x 2 1/2in., 3/11. 3 1/2in. x 3 1/2in., 3/11. 5in. x 3 1/2in., 5/6.

0-1in. Matrix: 3 1/2in. x 2 1/2in., 4/- 5in. x 2 1/2in., 4/6. 3 1/2in. x 3 1/2in., 4/6. 5in. x 3 1/2in., 5/3.

RECORDING TAPE (Finest quality MYLAR—almost unbreakable). Standard Play: 5in. 600ft., 7/6; 5 1/2in. 850ft., 10/6; 7in. 1200ft., 12/6. Long Play: 3in. 225ft., 4/-; 5in. 900ft., 10/6d. 5 1/2in. 1200ft., 13/-; 7in. 1800ft., 18/-.

SEND S.A.E. for MAY, 1968 CATALOGUE

17in.—£11.10.0

19in. SLIMLINE

SOBEL—24 Gns.

TWO-YEAR GUARANTEE

EX-RENTAL TELEVISIONS

FREE ILLUSTRATED LIST OF TELEVISIONS

17" - 19" - 21" - 23" WIDE RANGE OF MODELS SIZES AND PRICES

DEMONSTRATIONS DAILY

TWO-YEAR GUARANTEED TUBES 100% REGUNNED


14in.—69/6 17in.—89/6

21in. and ALL SLIMLINE TUBES 99/6


EXCHANGE BOWLS. Carr. 10/6

Ex. MAINTENANCE TESTED TUBES

17in.—35/- Carr. 5/- (not slimline)



COCKTAIL/STEREOGRAM CABINET £25



Polished walnut veneer with elegant glass fronted cocktail compartment, padded. Position for two 10in. elliptical speakers. Record storage space. Height 35 1/2in., width 52 1/2in., depth 14 1/2in. Legs 1gn. extra.

OTHER MODELS. SEND FOR FREE LIST

TRANSISTOR CHASSIS D1 49/6

6 Transistors, LW/MW. Brand New. Famous British Manufacturer.

(LESS SPEAKERS). Dia. 7 1/4" x 3 3/4". P. & P. 4/6.

TRANSISTOR CASES 19/6. Cloth covered, many colours. Size 9 1/2" x 6 1/2" x 3 1/2". P. & P. 4/6. Similar cases in plastic 7/6.

TRANSISTOR RECORD PLAYER CABINETS 19/6. Dlm. 11" x 14 1/2" x 5 1/2". P. & P. 7/6.

SINGLE PLAYER CABINETS 19/6. P. & P. 7/6.

AUTO CHANGERS £8.19.6. Garrard 3000 with sonotone 9T. A.C. D/S stereo cartridge.


STRIP LIGHT TUBES 3/9 each. 11" (284 mm.) 230/240 volts, 30 watts. Ideal for cocktail cabinets, illuminating pictures, diffused lighting etc. 6 for £1. P. & P. free.

DUKE & CO. (LONDON) LTD.

621/3 Romford Road, London, E12

Tel. 01-478 6001/2/3

LOOKING FOR SOMETHING DIFFERENT?



Kew 7 Midget Multi Tester. Eagle's new super midget tester operates on the same principles and provides the same performance as larger meters . . . with the same degree of accuracy. New utilized construction makes the Kew 7 one of the world's smallest pocket multimeters — about the size of a cigarette packet. Mirror scale, "turn around" test leads, battery compartment, printed circuit, voltage, current, and resistance measuring ranges qualify this instrument as a versatile, handy tool that experimenters, students and servicemen will always want to carry with them. Visit your Eagle dealer to inspect this exciting new midget meter . . . such good value at 59/6d.

FOR VERSATILITY, RELIABILITY AND SOUND VALUE
INSIST ON



Distributed by B. Adler & Sons (Radio) Ltd., Coptic Street, London, W.C.1

Solder with the *NEW & IMPROVED* PRIMAX OR PRIMAXA SPOTLIGHT SOLDERING GUN

INSTANT HEAT 6 Seconds!

Twin Spotlight:

SEE WHERE YOU SOLDER!

PRIMAX
60WW SPOTLIGHTS
99/8d EACH 5/- P.P.

PRIMAXA
100WW SPOTLIGHTS
129/8d EACH
5/- P.P.

Distributors:

S. KEMPNER LIMITED
384A Finchley Road · LONDON · N.W.2.
Tel: 01-794 2371—01-435 6365

YOUR CAREER in RADIO & ELECTRONICS ?

Big opportunities and big money await the qualified man in every field of Electronics today—both in the U.K. and throughout the world. We offer the finest home study training for all subjects in radio, television, etc., especially for the **CITY & GUILDS EXAMS** (Technicians' Certificates); the **Grad. Brit. I.E.R. Exam.**; the **RADIO AMATEUR'S LICENCE**; **P.M.G. Certificates**; the **R.T.E.B. Servicing Certificates**; etc. Also courses in **Television**; **Transistors**; **Radar**; **Computers**; **Servo-mechanisms**; **Mathematics** and **Practical Transistor Radio** course with equipment. We have **OVER 20 YEARS'** experience in teaching radio subjects and an unbroken record of exam. successes. We are the only privately run British home study College specialising in electronics subjects only. **Fullest details will be gladly sent without any obligation.**

To: British National Radio School, Reading, Berks.

Please send **FREE BROCHURE** to:

NAME

Block

ADDRESS

Caps.

Please
11/68

BRITISH NATIONAL RADIO SCHOOL

circuit energised from the switched mains outputs of the radio tuner and television receiver, sensing when both are switched on. In the latter case, the audio input from the television receiver to the auxiliary amplifier is muted by relay contacts. Only the radio output then reaches the auxiliary amplifier and is reproduced by the extension speakers.

Secondly, it may be desired to tape an interesting radio programme which is broadcast at the same time as an important television programme. This function is immediately possible when the radio tuner is switched on, irrespective of whether the television receiver is also switched on. A further logical distinction is generally also required. The tape recorder may be required to record the television sound. Thus its mains feed must be taken via the pair of relays on the auxiliary amplifier, so that it is available whenever either the radio tuner or the television receiver, or both, are switched on. Furthermore, the TV sound muting contact at the input of the auxiliary amplifier must also mute the television sound feed to the tape recorder when the radio tuner and the television receiver are both switched on.

With this arrangement, the tape recorder is ready to record television sound whenever the television receiver is switched on alone. If the radio tuner is switched on alone, or both units together, the tape recorder is always ready to record the output of the radio tuner, including the record player connected to it. This also means that taped programmes can be played back to the extension speakers whilst viewing television in the living room. If none of the tape recorder functions are required, the tape recorder is left switched off at its own mains switch. However, if this is forgotten, the tape recorder can never inadvertently be left switched on for days on end, because its mains feed is automatically broken as soon as both the television receiver and the radio tuner are switched off.

A monitoring facility is desirable in the living room for the second programme when simultaneous operation of the radio and television functions is

being used. This permits brief listening-in to the second programme being tape recorded or played out to the extension speakers, for making checks and adjustments.

For this purpose, it is convenient to exploit the existing pair of stereophonic loudspeaker boxes in the living room. The switched mains output of the television receiver is used to feed the mains solenoid of a further relay fitted with two-pole changeover contacts. At the same time, the switched mains output of the television receiver feeds a second auxiliary amplifier directly. The changeover contacts of the energised relay disconnect one stereo channel loudspeaker from the main radio tuner amplifier and connect it to the output of the television sound auxiliary amplifier. The television receiver is standing on this loudspeaker box. The other stereo channel loudspeaker is left connected and will reproduce the radio and tape programmes even when the television receiver is running. This other channel loudspeaker can be silenced by turning the balance control to the appropriate stop on the radio tuner. In this arrangement, the existing balance control of the radio tuner serves as monitor volume control for the second programme. It will not affect the outgoing volume to the extension speakers, because these are fed with a sum signal which is unaffected by the stereo balancing setting. The balance control always makes equal respective boosts and cuts in the two channels, leaving the sum signal almost unchanged.

Block diagram

Figure 1 shows a block diagram of the complete equipment assembled according to the details discussed above. This is intended to be valid in general and thus emphasises the interconnections required to obtain the described intuitively obvious operating procedure. The choice of individual units (television receiver, radio tuner, amplifiers, etc.) is not subject to any fundamental restriction. Any design

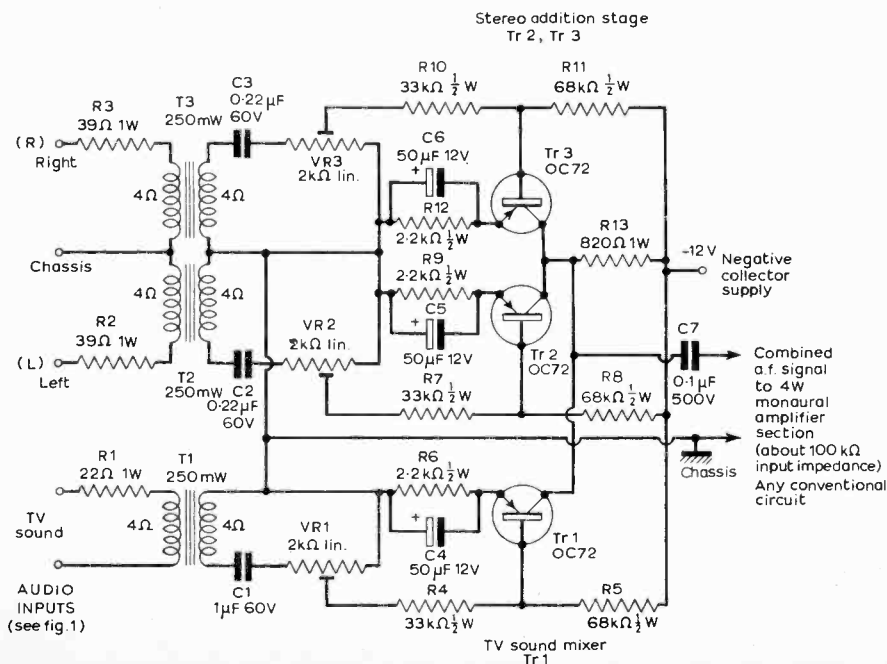



Fig. 2: The inputs mixer section of the extension speaker's auxiliary amplifier. The section from T2, T3 to Tr2, Tr3 develops a properly summed monaural signal across R13, from the stereo input. C2, C3 in conjunction with VR2, VR3 provide the necessary bass cut (see text), whilst VR2, VR3 serve to balance the addition function and the volume at the extension speakers with respect to that at the main stereo boxes. The section T1 to Tr1 mixes-in the TV sound, the output again appearing across R13. The stages beyond the components R13, C7 are conventional and may use any convenient circuit to develop 4 watts output power. The input transformers are necessary to avoid hum loops. They may be miniature components:

published in other articles in this magazine, commercial items or kit constructions are suitable in principle. In this article we do not intend to go into basic circuit details of high-fidelity and stereophonic equipment, but some remarks concerning the most desirable features for a composite installation are appropriate. The most important question is the audio power of the respective amplifiers.

Audio power ratings

The actually required input power to a loudspeaker for a given subjective volume is considerably influenced by the efficiency of the loudspeaker, by the size of the room and by the acoustic damp-



Internal view of the author's right-hand channel loudspeaker cabinet.

ing factor (furnishings). Modern high-fidelity loudspeakers often show a lower electrical sensitivity, which is the price paid for low distortion and brilliant transient response. However, the frequency is the dominant factor determining the required electrical power for a desired acoustic volume, and to a first approximation it is the only variable in this sense. Let us first of all consider the reproduction of pure sinewave tones at various frequencies. For the speech band or middle register, extending from about 200c/s to 2kc/s, we find that an electric power of 2 watts is ample with an average loudspeaker in an average room. This is sufficient for very loud undistorted reproduction with an intensity of about 85 phon. Somewhat less than 1 watt suffices for loud reproduction, 250mW for normal reproduction and about 50mW for quiet reproduction, under the same conditions and for the same restricted frequency range.

Thus it is evident that the correct rating for the

extension speakers auxiliary amplifier is 4W when two rooms have to be served, so that each speaker can receive 2W.

The required electrical power increases greatly when it is desired to reproduce lower or higher frequencies with the same subjective volume. This is necessary for true high-fidelity reproduction in the living room. Whereas about 2W were sufficient to produce 85 phon sound intensity at 1kc/s, about 14W are necessary for this purpose at 30c/s, and about 10W at 15kc/s. These powers may be halved for a stereophonic installation, as far as each channel is concerned, since both channels contribute jointly. In simpler equipments it is generally unnecessary to make provision for full peak volume from each channel alone, since the majority of stereophonic effects are produced by phasing, not amplitude differences. Both channels then contribute to the volume, even though the subjective sound source may appear to lie to one side. Taking these considerations into account, it is found that a main stereo amplifier with 8W output per channel is fully adequate for an economical installation and gives ample performance for the average listener in the average living room. The critical connoisseur will not be satisfied. For him, a rating of at least 25W per channel is necessary in a more sophisticated equipment. This power does not serve to give more volume; the 25W amplifier will not sound much louder than an 8W one. The difference becomes apparent with complicated polyphonic passages with their intricate transients. Since the average power never runs the 25W amplifier close to the drive limit, smaller transient intermodulation effects are encountered and difficult instruments such as an organ will sound more realistic to the trained ear. The average musically untrained person will usually be unable to hear the difference, so that a twin channel 25W stereophonic amplifier would involve him in unnecessary expense, a twin 8W amplifier serving just as well at lower cost.

TV sound amplifier


This leaves the second auxiliary amplifier for the television sound. The television receiver will already incorporate an amplifier loudspeaker delivering and handling some 2 to 4W of audio power, but often lacking full bass. An appropriate rating for the auxiliary amplifier is therefore about 6W, and it should incorporate preset controls to give little output above 1kc/s, so that the 6W boost power are used predominantly to boost the bass and lower middle registers from 30c/s to 500c/s. The internal amplifier and speaker of the television receiver are left running and the feed for the auxiliary bass-boost amplifier is taken across the internal loudspeaker. It has been found that this arrangement gives extremely good presence and coincidence of the sound in the picture, regardless of the viewing position in the room. It is preferable if the internal loudspeaker of the television receiver radiates through the side of the cabinet with reflection from one corner wall of the room, to fan out the treble. The bass comes from the high-fidelity box unit on which the television receiver is standing. A large bass reflex cabinet is appropriate and it may be used to accommodate the auxiliary amplifiers and relay circuits on internal shelves.

TRANSISTOR STEREO 8 + 8 MK II



Now using Silicon Transistors in first five stages on each channel resulting in even lower noise level with improved sensitivity. A really first-class Hi-Fi Stereo Amplifier Kit. Uses 14 transistors giving 8 watts push pull output per channel (16W. mono). Integrated pre-amp. with Bass, Treble and Volume controls. Suitable for use with Ceramic or Crystal cartridges. Output stage for any speakers from 3 to 15 ohms. Compact design. All parts supplied including drilled metal work. (Kit board, attractive front panel, knobs, wire, solder, nuts, bolts—no extras to buy. Simple step by step instructions enable any constructor to build an amplifier to be proud of. Brief specification: Freq. response +3dB. 20-20,000 c/s. Bass boost approx. to +12dB. Treble cut approx. to -16dB. Negative feedback 18dB over main amp. Power requirements 25V at 6 amp.

PRICES: AMPLIFIER KIT £10.10.0; POWER PACK KIT £3.0.0; CABINET £3.0.0. All Post Free. Circuit diagram, construction details and parts list (free with kit) 1/6. (S.A.E.).



SPECIAL PURCHASE!
E.M.I. 4-SPEED PLAYER
Heavy 8 1/2 in. metal turntable. Low flutter performance 200/250 v. shaded motor (90 v. tap). Complete with latest type lightweight pick-up arm and mono cartridge with t/o still in LP/78. LIMITED NUMBER ONLY 63/-. P. & P. 6/6.

4-SPEED RECORD PLAYER BARGAINS

Mains models. All brand new in maker's packing.
E.M.I. MODEL 999 Single Player with unit mounted pick-up arm and mono cartridge. £5.5.0
B.S.R. UA25 with latest mono compatible cart. £6.19.6
All plus Carriage and Packing 6/6.

LATEST GARRARD MODELS. All types available 1000
SP25, 3000, AT80 etc. Send S.A.E. for latest Bargain Prices!

LATEST B.S.R. XIH MONO COMPATIBLE CARTRIDGE
With turnover sapphire stylus suitable for playing 78, EP, LP and Stereo records with mono equipment. ONLY 22/6. P. & P. 2/-.
SONOTONE 9TACH compatible Stereo Cartridge with diamond stylus 50/-. P. & P. 2/-.
MONO T/O CARTRIDGE. Complete with LP & 78 sapphire stylus. Brand new 12/6. P. & P. 2/-.
FEW ONLY! ACOS GP69/L. For EP and LP 10/-. P. & P. 2/-.
QUALITY RECORD PLAYER AMPLIFIER
A top-quality record player amplifier employing heavy duty double wound mains transformer, ECC83, EL84, E280 valves. Separate Bass, Treble and Volume controls. Complete with output transformer matched for 3 ohm speaker. Size 7 1/2" w. x 4 1/2" d. x 5 1/2" h. Ready built and tested. PRICE 75/-. P. & P. 8/-.
ALSO AVAILABLE mounted on board with output transformer and speaker ready to fit into cabinet below. PRICE 97/6. P. & P. 7/-.
DELUXE QUALITY PORTABLE R/P CABINET
Unit on motor board size 14 1/2" high, clearance 2in. below, 5 1/2 in. above. Will take above amplifier and any B.S.R. or GARRARD autochanger or Single Player Unit (except AT60 and SP25). Size 18 1/2" x 15" x 8in. PRICE £39.6. P. & P. 9/6.

HARVERSON'S SUPER MONO AMPLIFIER

A super quality gram amplifier using a double wound mains transformer, E280 rectifier and ECL82 triode pentode valve as audio amplifier and power output stage. Impedance 3 ohms. Output approx. 3.5 watts. Volume and tone controls. (chassis size only 7" wide x 3" deep x 6" high overall. AC mains 200/240v. Supplied absolutely Brand New completely wired and tested with valves and good quality output transformer. LIMITED NUMBER ONLY.

OT'R ROCK BOTTOM BARGAIN PRICE **49/6** P. & P. 6/-

8 WATT AMPLIFIER. Push Pull using EY83, E280 and two EL84 valves. Suitable for use with tuner or gram. Separate bass, treble and volume controls. Absolutely complete with attractive fascia panel. Size 12" x 5" high. Brand new and tested £7.17.6. P. & P. 8/6.

Open all day Saturday
Early closing Wed. 1 p.m.

A few inches from South Wimbledon Tube Station

BRAND NEW 3 OHM LOUDSPEAKERS
6in. 14/-; 6 1/2in. 18/6; 8in. 27/-; 7 x 4in. 18/6; 10 x 6in. 27/6. E.M.I. 8 x 6in. with high flux ceramic magnet 21/-. E.M.I. 13 1/2 x 8in. with high flux ceramic magnet 42/- (15 ohm 45/-). E.M.I. 13 x 8in. with two inbuilt tweeters and crossover network. 3 or 15 ohms 4 gns. P. & P. 5in. 2/-; 6 1/2 x 8in. 2/6; 10 x 12in. 3/6 per speaker.
BRAND NEW 12in. 15w. H/D Speakers. 3 or 15 ohms. Current production by well-known British maker. Now with HiLux ceramic ferrite magnet assembly £10.0. P. & P. 5/-; Guitar models: 25w. £6.0.0 35w. £8.0.0. E.M.I. 3 1/2in. **HEAVY DUTY TWEETERS.** Powerful ceramic magnet. Available in 3 or 8 ohms 15/- each; 15 ohms 18/6 each. P. & P. 2/6.
12in. "BA" TWIN CONE LOUDSPEAKER. 10 watts peak handling. 3 or 15 ohm. 25/-. P. & P. 3/6.
3 1/2in. "OHM" SPEAKERS 35 OHM SPEAKERS
3 1/2in. 12/6; 7 x 4in. 21/-. P. & P. 2/- per speaker.

VYNAIR AND BEXINE SPEAKERS AND CABINET FABRICS app. 5 1/2in. wide. Usually 35/- yd., our price 18/6 yd. length. P. & P. 2/6 (min. 1 yd.). S.A.E. for samples.

LATEST COLLARO MAGNAVOX 363 STEREO TAPE DECK. Three speeds 4 track, takes up to 7in. spools. Send S.A.E. for latest prices.
B.S.R. TDE, 4-TRACK STEREO TAPE DECK. Send S.A.E. for latest price.
QUALITY PORTABLE TAPE RECORDER CASE. Brand new. Beautifully made. Only 49/6. P. & P. 8/6.
Dual Purpose Bulk Tape Eraser and Tape Head Demagnetiser 35/-. P. & P. 3/-.
ACOS CRYSTAL MIKES. High imp. for desk or hand use. High sensitivity. 18/6. P. & P. 1/6.
ACOS HIGH IMPEDANCE CRYSTAL STICK MIKES. Listed at 42/-. OUR PRICE 21/-. P. & P. 1/6.
SPECIAL OFFER! MOVING COIL STICK MIKE. Fitted on/off switch for remote control. High quality. High or low impedance. (State imp. required). **BARGAIN PRICE** 30/-. P. & P. 2/6.

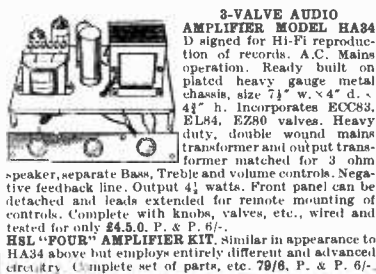
NEW S.T.C. TYPE 25 MINIATURE RELAYS. 12 volt. 4 x 1/2 c/o contacts. 1 amp. rating. Contact resistance 185 ohms. Size 4 x 1 1/4 in. high approx. 10/- each. P. & P. 1/6. Also some similar to above but coil resistance 5800 ohms. 48 volt operation 8/- each. P. & P. 1/6.

SPECIAL OFFER! PLESSEY TYPE 29 TWIN TUNING GANG. 400pF + 40pF. Fitted with trimmers and 5:1 integral slow motion. Suitable for nominal 470 kc/s. I.F. Size approx. 2 x 1 1/4 in. Only 8/6. P. & P. 2/6.
MAINS TRANSFORMER. For transistor power supplies. Pri. 200/240v. Sec. 9-0-9 at 500 ma. 11/-. P. & P. 2/6. Pri. 200/240v. Sec. 12-0-12 at 1 amp. 14/6. P. & P. 2/6. Pri. 200/240v. Sec. 10-0-10 at 2 amp. 27/6. P. & P. 3/6.
MATCHED PAIR OF 21 WATT TRANSFORMER DRIVER AND OUTPUT TRANSFORMERS. Stack size 1 1/4 x 1 1/4 x 1/2 in. Output trans. tapped for 3 ohm and 15 ohm output. 10/- pair plus 2/-. P. & P.
PARMEKO 7-10 watt OUTPUT TRANSFORMERS to match pair of ECL82's in push-pull. Sec. tapped 3-75, 7-5 and 15 ohm. Stack size 2 1/4 x 1 x 2in. approx. ONLY 12/-. P. & P. 3/-.
7-10 watt OUTPUT TRANSFORMERS to match pair of ECL86's in push-pull to 3 ohm output. ONLY 11/-. P. & P. 2/6.
BRAND NEW MAINS TRANSFORMERS for Bridge Rectifier. Pri. 240v. AC Sec. 240v. at 50mA and 6-3v. at 1-5 amp. Stack size 2 1/4 x 2 1/4 in. 10/6. P. & P. 3/6. (Special quotations for quantities).

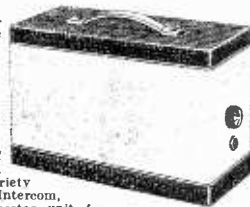
NEON A.C. MAINS INDICATOR. For panel mounting, cut out size 1 1/2 x 1 in. deep inc. terminal. White case with lens giving brighter light. For mains 200/250v. 2/6 each P. & P. 6d. 16 or more post free.

HIGH GRADE COPPER LAMINATE BOARDS
8 x 6 x 1/16 in. FIVE for 10/- P. & P. 2/-.
BRAND NEW TRANSISTOR BARGAINS. GET 15 (Matched Pair) 15/-; V15/10p, 10/-; OC71 5/-; OC76 6/-; AF117 7/6.
Set of Mullard 6 transistors OC44, 2--OC45, AC128D, matched pair AC128 25/-; Mullard LPH3 Audio Transistor Pack AC128B and matched pair AC128 12/6; ORP12 Cadmium Sulphide Cell 10/6. All post free.

3-VALVE AUDIO AMPLIFIER MODEL HA34
Designed for Hi-Fi reproduction of records. A.C. Mains operation. Ready built on plated heavy gauge metal chassis. Size 7 1/2" w. x 4" d. x 4 1/2" h. Incorporates ECC83, EL84, E280 valves. Heavy duty, double wound mains transformer and output transformer matched for 3 ohm speaker, separate Bass, Treble and volume controls. Negative feedback line. Output 4 1/2 watts. Front panel can be detached and leads extended for remote mounting of controls. Complete with knobs, valves, etc., wired and tested for only 24.5.0. P. & P. 6/-.
HSL "FOUR" AMPLIFIER KIT. Similar in appearance to HA34 above but employs entirely different and advanced circuitry. Complete set of parts, etc. 79/6. P. & P. 6/-.
3-VALVE AUDIO AMPLIFIER MODEL HA34
D signed for Hi-Fi reproduction of records. A.C. Mains operation. Ready built on plated heavy gauge metal chassis. Size 7 1/2" w. x 4" d. x 4 1/2" h. Incorporates ECC83, EL84, E280 valves. Heavy duty, double wound mains transformer and output transformer matched for 3 ohm speaker, separate Bass, Treble and volume controls. Negative feedback line. Output 4 1/2 watts. Front panel can be detached and leads extended for remote mounting of controls. Complete with knobs, valves, etc., wired and tested for only 24.5.0. P. & P. 6/-.
HSL "FOUR" AMPLIFIER KIT. Similar in appearance to HA34 above but employs entirely different and advanced circuitry. Complete set of parts, etc. 79/6. P. & P. 6/-.
FM/AM TUNER HEAD
Beautifully designed and precision engineered by Dornier & Wadsworth Ltd. Supplied ready fitted with twin 0005 tuning condenser for AM connection. Prealigned FM section covers 86-102 Mc/s. I.F. output 10-7 Mc/s. Complete with ECC85 (6L12) valve and full circuit diagram of tuner head. Another special bulk purchase enables us to offer these at 27/6 each. P. & P. 3/-.
GORLER F.M. TUNER HEAD. 88-100 Mc/s. 10-7 Mc/s. I.F. 15/- plus 2/6 P. & P. (ECC85 valves, 8/6 extra)



SPECIAL OFFER!




A great opportunity to purchase a first class GENERAL HI-FI STEREO AMPLIFIER. Completely self contained and can be used for a variety of purposes, i.e. Intercom, Baby Alarm, Booster unit for transistor radios etc., also ideal for classroom unit etc. Works perfectly with our special offer High Impedance Dynamic Microphone (30/-). Output 1000mw. Uses standard 9 volt battery. Smart two tone carrying case size 12 x 4 x 9in. Fitted standard input jack socket, volume controls, 7 x 4in. speaker. Completely built and tested, brand new with full maker's guarantee.

Only 79/6 P. & P. 5/6

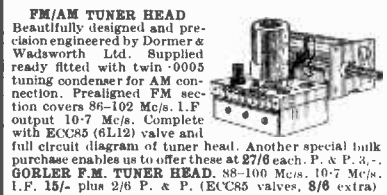
STEREO AMPLIFIER

Incorporating 2 ECL86s and 1 E280, heavy duty, double wound mains transformer. Output 4 watts per channel. Full tone and volume controls. Absolutely complete.




HIGH GAIN 4 TRANSISTOR PRINTED CIRCUIT AMPLIFIER KIT Type TA1

● Peak output in excess of 1 1/2 watts.
● All standard British components.
● Built on printed circuit panel size 6 x 3in
● Generous size Driver and Output Transformers.
● Output transformer tapped for 3 ohm and 15 ohm speakers.
● Transistors (GET114 or 81 Mullard) OC81D and patched pair of OC81 o/p). ● 9 volt operation.
● Everything supplied, wire, battery clips, solder, etc.
● Comprehensive easy to follow instructions and circuit diagram 2/6 (Free with Kit). All parts sold separately. **SPECIAL PRICE** 45/-. P. & P. 3/-. Also ready built and tested, 52/6. P. & P. 3/-.
FM/AM TUNER HEAD
Beautifully designed and precision engineered by Dornier & Wadsworth Ltd. Supplied ready fitted with twin 0005 tuning condenser for AM connection. Prealigned FM section covers 86-102 Mc/s. I.F. output 10-7 Mc/s. Complete with ECC85 (6L12) valve and full circuit diagram of tuner head. Another special bulk purchase enables us to offer these at 27/6 each. P. & P. 3/-.
GORLER F.M. TUNER HEAD. 88-100 Mc/s. 10-7 Mc/s. I.F. 15/- plus 2/6 P. & P. (ECC85 valves, 8/6 extra)



10/14 WATT HI-FI AMPLIFIER KIT
A stylishly finished monaural amplifier with an output of 14 watts from 2 EL84s in push-pull. Super reproduction of both music and speech, with negligible hum. Separate inputs for mike and gram. Full range records and announcements to follow each other. Fully shrouded section wound output transformer to match 3-15 ohm speaker and 2 independent volume controls, and separate bass and treble controls are provided giving good lift and cut. Valve line-up 2E184s, EY83, EF86 and E280 rectifier. Simple instruction booklet 2/6 (Free with parts). All parts sold separately. ONLY 27.9.6. P. & P. 8/6. Also available ready built and tested complete with at-1 input sockets, 29.5.0. P. & P. 8/6.



HARVERSON SURPLUS CO. LTD.

170 HIGH ST., MERTON, S.W.19 Tel.: 01-540 3985

SEND STAMPED ADDRESSED ENVELOPE WITH ALL ENQUIRIES

Please write clearly
PLEASE NOTE: P. & P. CHARGES QUOTED APPLY TO U.K. ONLY. P. & P. ON OVERSEAS ORDERS CHARGED EXTRA.

ORGAN BUILDERS! SILICON N.P.N. TRANSISTORS, ALL INDIVIDUALLY TESTED IN PUBLISHED DIVIDER CIRCUIT! GOLD-PLATED LEADS FOR EASY SOLDERING! Unbeatable value at 1/6 each or £5.00 per 100.

TRANSISTORISED FLUORESCENT LIGHT. 8 WATT 12in. TUBE. Current drain only 700ma. Complete and tested **£2.19.6** only!
Or in kit form: Case 7/6; Transistor 10/-; Lamp holders, pair 4/-; Condensers etc. 8/-; Transformer (on printed circuit) 18/6; Tube 8/-.

TRANSISTORS

OC200, OC203, OC204 all at 2/- each.
ABY22, 2N763, B8Y28, B8Y66, 2G344A, 2G345A, 2G345B, 2G371A, 2G378A, all at 1/6 each.
Transistors similar to OC44, OC71 and OC72 all 1/- each.
Unmarked, untested transistors 7/6 for 50.

LIGHT SENSITIVE TRANSISTORS (similar OCP71) 2/- each.
30 watt transistors (ASZ17) 10/- each.

DIODES. Very low leakage. Make excellent detectors, also suitable for keying electronic organs. 1/- each. 20 for 10/-.

RECTIFIERS

BY100.800 p.i.v. 2/6 each. 24/- per doz. £7.10.0 per 100, £50 per 1,000.
BYZ13, 6 amp 400 p.i.v. available on same terms.

MULLARD POLYESTER CAPACITORS. FAR BELOW COST PRICE

0-001µF 400 volts	3d.	0-02µF 200 volts	3d.
0-0015µF 400 volts	3d.	0-15µF 160 volts	6d.
0-0018µF 400 volts	3d.	0-22µF 160 volts	6d.
0-0022µF 400 volts	3d.	0-37µF 100 volts	6d.
0-01µF 400 volts	3d.	1µF 125 volts	1/-

VERY SPECIAL VALUE! Small Silver-mica, Ceramic, Polystyrene Condensers. Well assorted. Mixed types and values. 10/- per 100.

PAPER CONDENSERS, mixed bags, -0001 to .5µF, 12/6 per 100.

RESISTORS! Give-away offer! Mixed types and values. 1/2 to 1/2 watt. 6/6 per 100, 55/- per 1,000. Individual resistors 8d. each. Also 1/2 to 3 watt Cloze Tolerance. Mixed values 7/6 100, 55/- 1,000.

WIRE-WOUND RESISTORS. 1 watt to 10 watts. Mixed bags only. 16 for 10/-

RECORD PLAYER CARTRIDGES

ACOS GP87/2 Mono 15/- complete with needles.
GP91/3 Stereo Compatible £1.0.0 complete with needles.
GP93/1 Stereo Ceramic £1.5.0 complete with needles.
GP94/1 Stereo Ceramic £1.5.0 complete with needles.
Small pick-up arms complete with cartridge and needle 10/- only.

TRANSISTORISED SIGNAL INJECTOR KIT. R.F./I.F./A.F. 10/- only.

TRANSISTORISED SIGNAL TRACKER KIT 10/- only.

VEROBOARD

2 1/2in. x 3 1/2in.	0-15in. matrix .. 1/1	17in. x 2 1/2in.	0-15in. matrix .. 11/-
3 1/2in. x 3 1/2in.	0-15in. matrix .. 3/3	17in. x 3 1/2in.	0-15in. matrix .. 14/8
3 1/2in. x 3 1/2in.	0-15in. matrix .. 3/11	3 1/2in. x 2 1/2in.	0-1in. matrix .. 3/9
5in. x 2 1/2in.	0-15in. matrix .. 3/11	3 1/2in. x 3 1/2in.	0-1in. matrix .. 3/11
5in. x 3 1/2in.	0-15in. matrix .. 5/6	5in. x 2 1/2in.	0-1in. matrix .. 3/11
		5in. x 3 1/2in.	0-1in. matrix .. 5/6

Spot Face Cutter 7/6. Pin Insert Tool 9/6. Terminal Pins 3/6 for 36.

MULTIMETERS. 20,000 ohms per Volt.

Ranges: A.C.: 1,000V, 500V, 100V, 50V, 10V
D.C.: 250ma, 2-5ma, 50 micro-amps.
D.C.: 2,500V, 500V, 250V, 50V, 25V, 5V.
Resistance: 0/50K and 0/6 meg. ohm.

Special price £4.0.0 only.

ELECTROLYTIC CONDENSERS

0-25µF .. 3 volt	4µF .. 25 volt	50µF .. 6 volt
1µF .. 6 volt	6µF .. 6 volt	64µF .. 2-5 volt
1µF .. 20 volt	8µF .. 3 volt	64µF .. 9 volt
1-25µF .. 16 volt	8µF .. 12 volt	100µF .. 9 volt
2µF .. 3 volt	10µF .. 6 volt	100µF .. 16 volt
2µF .. 350 volt	10µF .. 25 volt	100µF .. 16 volt
2-5µF .. 16 volt	25µF .. 6 volt	125µF .. 25 volt
3µF .. 25 volt	25µF .. 12 volt	320µF .. 4 volt
3-2µF .. 64 volt	25µF .. 25 volt	320µF .. 10 volt
4µF .. 4 volt	30µF .. 6 volt	400µF .. 6-4 volt
4µF .. 12 volt	30µF .. 10 volt	

All at 1/- each. 20 assorted (our selection) 10/-.

Orders by post to:

G. F. MILWARD

DRAYTON BASSETT, NEAR TAMWORTH, STAFFS.

Please include suitable amount to cover post and packing. Minimum 2/-
Stamped addressed envelope must accompany any enquiries.
For customers in Birmingham area goods may be obtained from Rock Exchanges,
231 Alum Rock Road, Birmingham 8.



RANGE OF SOLID STATE A.C. MAINS AMPLIFIERS
Employing only

high grade components and transistors.



LT55 6 WATT AMPLIFIER

A HIGH FIDELITY UNIT PROVIDING EXCELLENT RESULTS AT MODEST OUTPUT LEVELS.

Sensitivity 5 mv (max).
Frequency Response 30-20,000 cps —2dB
Harmonic Distortion 0-5% at 1,000 cps
Output for 3-8-15 ohm Loudspeakers.
Input Sockets for "Mike," Gram and Radio Tuner/Tape Recorder.

Recommended **9 gns**
Retail price
Size 9 1/2 x 2 1/2 x 5 1/2 in.
Controls (5) Volume, Bass, Treble, Mains Switch, Input Selector Switch.

LT66 12 WATT STEREO AMPLIFIER

A TWIN CHANNEL VERSION OF THE LT55 PROVIDING UP TO 6 WATTS HIGH FIDELITY OUTPUT ON EACH CHANNEL.



Switched Input Facilities
Socket (1) Tape or crystal PU
(2) Radio Tuner (3) Ceramic PU
Microphone.

Recommended **16 gns**
Retail price
Size 12 x 3 1/2 x 6 in.

Controls (6) Volume, Bass, Treble, Balance, Mains Switch, Input Selector Switch. Stereo/Mono Switch.

Facia Plate Rigid Perspex with black/silver background and matching black edged knobs with spun silver centres.

If required an attractive wood cabinet with Satin Teak veneer finish can be supplied for any model. **70s.**
Please send a stamped addressed envelope for full details of above units, also TUNER/AMPLIFIERS STEREO and MONO
AVAILABLE FROM YOUR LOCAL HI-FI DEALER
Wholesale and Retail enquiries to:

LINEAR PRODUCTS LTD, Electron Works, Armlay, Leeds



RADIO TECHNICIAN TRAINING

IN THE

RAAF

Vacancies exist in the Royal Australian Air Force for men who are interested in being trained in the Technical Radio fields. Applicants should be United Kingdom citizens resident in the U.K. aged between 18 and 33 years. Qualified personnel up to the age of 43 years are also invited to apply.

Free passage to Australia is provided for families and pay commences from date of enlistment in London.

Further information can be provided by writing or phoning:-

RAAF CAREERS OFFICER (Dept. PW) AUSTRALIA HOUSE STRAND, LONDON W.C.2 Telephone No: 01-836 2435

Frequency range matching

We have seen that about 2W suffice in the middle register to produce the loudest required volume in any average loudspeaker. This corresponds to an r.m.s. drive voltage of about 2.8V for a 4Ω speaker. When the full frequency range boxes in the living room are running at maximum volume, middle register frequencies will develop this voltage across the speech coils (assuming 4Ω impedance). But extreme bass frequencies will be feeding some 14W to the speakers, corresponding to nearly 8V r.m.s. across the speech coils. This will immediately overload the auxiliary amplifier used for the extension speakers, because it must be adjusted such that 2.8V input from the speech coils of the boxes reproduces this same voltage across the speech coils of the extension speakers. The middle register, which dominates in determining the overall subjective volume, is then reproduced with the same intensity at the main loudspeaker boxes and at the extension speakers in the other rooms. The auxiliary amplifier is not designed to handle 8V r.m.s. input at any frequency, since it cannot develop the corresponding output power. Thus the bass components must be suppressed *before they enter the amplifier*. If this is omitted, we obtain selective bass distortion, manifested by a peculiar hooting, rattling and tearing paper sound which is easily mistaken for a loudspeaker speech coil which has gone out of centre.

Figure 2 shows a suitable volume and frequency matching circuit, which also effects the stereo summation to derive a monaural signal for the extension speakers without introducing crosstalk in stereophonic reproduction in the living room.

Isolating transformers

Note the audio isolating transformers in Fig. 2 and the others in Fig. 1. These are necessary to break hum loops when interconnecting the audio inputs and outputs of several pieces of equipment. Further measures necessary to avoid hum demand that the isolating transformers should not be positioned close to mains transformers from which they could otherwise pick up hum by induction, and all audio lines should be run at low impedance (normally 4Ω loudspeaker circuit impedance), so that capacitive hum pickup also remains negligible.


Pseudo-bass

In Figure 2, C2 and C3 in conjunction with VR2 and VR3 produce the necessary bass cut to prevent overloading of the auxiliary amplifier on bass components of the full frequency range signal, whilst preserving the same subjective volume.

A peculiar property of the human ear is that it will regenerate the fundamental of a rich spectrum of harmonics, even if this fundamental is absent in the actual sound radiated by a loudspeaker. For example, the bass fundamental of a guitar is subjectively heard, even if the loudspeaker is not objectively radiating this frequency. The physiological sensation is not quite the same as when the fundamental frequency is actually present in the radiated sound, but only the musically trained ear can hear the difference in the absence of a direct comparison. Almost any normal individual can certainly hear the difference if the two

instances are played to him in quick succession, so that he will derive much more pleasure from listening to an equipment giving the full frequency range reproduction. But without musical training he tends to forget the difference when listening to other equipments with inferior frequency range, provided that harmonic distortion is low. The ear is much more sensitive to harmonic distortion, or more correctly cross-modulation distortion, in the absolute sense, although even here it is astonishingly tolerant if rhythm or speech message content of the signal are more important than harmony.

All these facts and considerations taken together mean that the reproduction from the extension speakers gives a very good impression easily mistaken for high-fidelity, after passing the full frequency range signal through the circuit of Fig. 2 and then giving it amplification with level frequency response. To the untrained ear, the difference becomes immediately apparent *only* when moving quickly from the extension speaker to the living room where the same programme is being reproduced with the full frequency range. Modern portable radios operate on the same physiological principle, coupled with good exploitation of cabinet and speaker resonances, to give a powerful impression of pseudo-bass from quite small units.



Close-up view of some of the amplifying equipment mounted at the bottom of the loudspeaker cabinet.

Choice of relays

The relays in Fig. 1 should be substantial devices with the greatest possible contact pressure, especially when incorporated in one of the loudspeaker boxes. Otherwise the contact resistance can become poor and modulated when the loudspeaker is running very loud. Relay contacts in loudspeaker circuits are called upon to carry high currents at low voltages. This calls for particularly heavy contacts. Wherever available, two or more identical contact sets should be connected in parallel. If relays with mains operated solenoids are unavailable, use low-voltage a.c. types with a suitable transformer. If any type of available a.c. relay produces an audible buzz disturbing quiet listening, check whether this is merely due to a loose coil bobbin on the core assembly. If so, a few spots of Durofix or a wedge of paxolin will generally cure the trouble. If not, d.c. relays must be substituted and fed via a transformer, rectifier and reservoir capacitor. Make quite sure that all relays are rated for continuous duty, i.e. that they may be

energised for any length of time without overheating. The author has sometimes found that optimum reliability in the face of high acoustic levels inside the cabinet is obtained by using an energising current slightly below the nominal value, i.e. by insertion of a series resistor determined by trial and error. This strikes a compromise between contact pressure and elastic stability by virtue of cooler running.

Stereo phasing

Correct phasing is important when using two loudspeaker boxes for stereophonic reproduction. The speech cones must move inwards and outwards *in step* when the speakers are physically and electrically identical, which is the ideal case. Identical electrical connections then correspond to the correct phasing. If physically or electrically different speaker units are used on grounds of styling or availability, very good stereophonic reproduction is still possible in most cases. Any difference in sensitivity is easily corrected with the balance control on the radio tuner. With non-identical speakers, equal electrical phasing and cone movement does not necessarily produce equal sound pressure phasing in the room. In many such cases, *either* electrical phasing will produce a correct stereophonic effect over certain listening areas, whereby one phasing gives only a small, usually very asymmetrically located listening area, whilst the other one gives a much larger area roughly corresponding to the normal central zone obtained with two identical speakers. There is no simple way of determining the correct case by inspection. The decision must be made in the following manner by listening.

Tune the radio to the strong hiss between two stations on the v.h.f.-f.m. band, and adjust the

volume of this hiss to be loud and crisp. Explore the room to determine the region in which the hiss appears to be coming from a point source on the line between the speakers. At all other points in the room, the hiss will appear to be coming from nowhere in particular, often exerting pressure on the head from above or the rear, or of course it will appear to come from one speaker if approached too closely. Now reverse the connections at one loudspeaker and repeat the exploration. The correct polarity is the one which produced the larger and more central region of sound source impression on the line between the speakers. This test must be made in the *monaural* setting of the radio tuner, because the decoder phasing is unreliable in the absence of a signal.

If the test does not prove decisive for either electrical phasing, try the effect of slight movement of furniture or a slight change of the mounting height of one loudspeaker.

Combination phasing

The signals from the stereo channels fed via the circuit of Fig. 2 to the combination stage must be electrically in phase. This is easily checked by running a monaural signal from the radio tuner and noting the effect of the balance control on the volume at the *extension* speakers. When the phasing is correct, the balance control should have very little if any effect on the extension speaker volume. If the phasing is incorrect, the extension speaker volume will drop considerably in the central setting of the balance control. In such a case, reverse the connections to *any one* of the four windings of T2 and T3 in Fig. 2.

CQ! CQ! CQ! CQ! CQ! CQ!

EQUIPMENT REQUIRED

... crystals and coils for the No. 46 transceiver.—S. Molony, 137 Cavehill Road, Belfast 15, N. Ireland.

... R109 A.T. set in working order. Will exchange all-wave Avo oscillator in working order.—N. R. York, 124 Burnbridge Road, Old Whittington, Chesterfield.

BOOKS WANTED

... the 1964-65 copy of *Radio and Television Servicing*.—E. Tinsdale, 292 Dewsbury Road, Leeds 11, Yorkshire.

... *Radio and Television Servicing* for the years 1963-64 and 1964-65.—W. D. Williams, 34 Hermes Crescent, Wyken, Coventry, Warwickshire.

... the 1959-60, 1960-61, 1962-63 volumes of *Radio and Television Servicing*. Will sell or exchange for: 1946-53, 1946-55, 1948-53, 1953-54, 1955-56 and 1956-57 volumes.—B. Hunt, 54 Old Road, Bromyard, Herefordshire.

ISSUES FOR DISPOSAL

... issues of *Practical Wireless* for April 1965—October 1966 inclusive and issues of *Practical Electronics*, March—September 1966. Will accept reasonable offer.—S. Heyne, 3rd Agnew Road, Forest Hill, London, S.E.23.

... large number of issues of *Practical Wireless*, *Practical Television*, *Practical Electronics* and *Radio Constructor*.—E. Matthews, 63 The Oval, Otley, Yorkshire.

... *Practical Television* issues from December 1966 to date.—G. Vayle, 3 Baptist Hill, St. Marybourne, Andover.

... back issues of *Practical Wireless* from 1955 onwards.—H. Walker, 9 Masters Road, Leamington Spa, Warwickshire.

... many back issues of *Practical Wireless*, *Practical Electronics*, *Radio Constructor* etc.—A. Moore, Aylescott, Burrington, Umlerleigh, N. Devon.

INFORMATION WANTED

... hints, tips, circuit diagrams to convert ex-Govt. B44 Mk. 3 for 4m operation.—D. Dobson, G3XFM, "Woodhaven", 50 Middlethorpe Drive, York.

... details on how to convert a TV set into an oscilloscope.—G. Thompson, 41 Council Houses, Norby, Thirsk, Yorkshire.

... circuit diagram or any information on the PCR3 receiver.—G. Griffiths, 12 Beach Close, Holyhead, Anglesey, Wales.

... any information on the R.1355 type of headset and any details of mods. to it.—D. Garner, 52 CulversWay, Carshalton, Surrey.

... service sheet or circuit diagram for Hallicrafters S.38 (110V).—A. Lynch, 9 Webb Close, Langley, Bucks.

... any information for modifying the R220 set for continuous tuning.—C. Bray, Homeleigh, Trevowah Road, Crantock, Newquay, Cornwall.

... will buy or borrow handbook or service manual for the Trio 9R-59 communications receiver.—J. Bailey, 13 Heywood Road, Alderley Edge, Cheshire.

... any information, circuit or handbook for the R109 receiver.—B. Watson, 32 Lancaster Crescent, Downham Market, Norfolk.

... details for converting the BC-454-B for DX use. Also details of PSU and output.—G. Udell, 86 Overdale, Parkfield Estate, Swinton, Lancs.

... circuit and constructional details of the Jason wobblator.—J. Gardner, Stable Cottage, Meonstoke, Southampton.

... any information on the PCR receiver (mods etc.). This one has audio gain, aerial trimmer, tone control, r.f. gain, a.v.c. on/off switch and a 3in. hole which may have accommodated a meter.—H. Rimmer, 29 Comleg Avenue, Pouton-le-Fyde.

... circuit and data for Philco model 131 radio.—G. Hall, 17 High Street, Wedham Market, Ipswich, Suffolk.

... any information on a receiver type B46.—S. Goodwin, 67 Paines Lane, Pinner, Middlesex.

... any information, circuit diagram, service manual, etc. on the ACE radio model 600 9-band valve receiver.—R. Simmons, 154 Alderwood Road, Eltham, London, S.E.9.

... buy or borrow the manual of Radio Compass Unit BC4336 made for the US Army. Any information on this unit would be appreciated.—M. Hughes-Jones, Penvearn, West Trewirgic, Redruth, Cornwall.

... operations handbook and complete circuit diagrams for the CR300 communications receiver and power pack.—R. Goad, 15 Cleveland Road, Southsea, Hants.

... any information on the BC624 set which covers 2 to 4 metres.—S. Davis, 33 Pollard Close, Jenny Clift Estate, West Hooe, Plymouth, Devon.

... details of the tuning unit type TCR13/14.—A. Alden, 66 Medcalf Road, Enfield, Middlesex.

... buy or borrow a copy of the blueprint for the wiring of the White Ibbotson Teleprojector, type 2418. This is now taken over by the Rank Organisation but they have no gen.—H. Feil, 116 Falmouth Gardens, Redbridge, Ilford, Essex.

... any information, however slight, on Indicator unit type 248, part of Monitor 56 Ref. No. 10QB/6325 modification RMC/2671/1.—D. Rayner, 5 Elm Street, Hyde Park, Leeds 6, Yorkshire.

... detailed information and circuit diagram for Cossor tape recorder CR1603A. Also information and circuit diagram for the Baird TV series 660 model 23in.—Z. Nadeem, 5 Edgware Avenue, Leeds 8.

... any information at all on what I am led to believe is an RMH24 receiver.—C. McEntee, 68 Abyssinia Street, Belfast, Northern Ireland.

... information and circuits for Mixer unit type 13 with VCR139A and mains power unit and also Monitor unit type 101 with separate power unit and cathode probe using a CV1587 tube.—A. Neilson, 14 Allenby Square, Old Swan, Liverpool 13, Lancashire.

... any information on converting TV sets to oscilloscopes.—G. Johnson, 3 Bixley Road, Ipswich, Suffolk.

... the circuit and any other details of a Japanese transistor set, model 75-P1. It is a seven-transistor two-band superhet with frequency range of m.w. 540-1,600kc/s and s.w. 12Mc/s-39Mc/s. The i.f. is 455kc/s.—C. McIntyre, 38 Flint Street, North Ipswich 4305, Queensland, Australia.

CORRESPONDENTS WANTED

... a SWL or anyone of my own age (18). I have a R1155, 9 waveband domestic R.208, 19 set, and the dreaded RMH24.—C. McEntee, 68 Abyssinia Street, Belfast, Northern Ireland.

Sinclair launch their System 2000 range with the amplifier, tuner and speaker shown here. The tuner and amplifier are separate units which may be mounted together for convenience. Each is complete in itself and may be used with existing high fidelity equipment. The System 2000 uses new components and ingenious construction in ways which reduce costs, increase performance and improve reliability.



For example, look at the circuits of most F.M. tuners and you will find that they vary very little. Look at the System 2000 tuner. You will notice the absence of conventional

coils. They have become an integral part of the printed circuit and never need adjustment—another step in increasing reliability and reducing the final price. Almost all other tuners use the Foster-Seeley discriminator or the ratio detector. The System 2000 tuner uses a pulse counting discriminator. This is free from drift and possesses a lower level of distortion than any other system. Inter-station noise suppression, mains tuning and stereo indicators together with a sensitivity for full limiting of an incredible 3 microvolts are all incorporated. An additional attractive feature is


provision for plug-in remote and switched tuning units (available separately). The amplifier and loudspeaker are equally outstanding and well worth comparing for yourself. Ask your dealer for a demonstration or write or ring us for a leaflet.

System 2000 35 watt Integrated Stereo Amplifier 29 gns
System 2000 F.M. Tuner 25 gns
Plug-in stereo decoder 4 gns
System 2000 8 ohm loudspeaker 12 gns

Sinclair Radionics Limited, 22 Newmarket Road, Cambridge. Tel. Cambridge 52996



Sinclair



**SINCLAIR
IC-10**

the world's most advanced high-fidelity amplifier

The Sinclair IC-10 is the World's first monolithic integrated circuit high fidelity power amplifier and pre-amplifier. The circuit itself, which has an output power of 10 Watts, is a chip of silicon only a twentieth of an inch square by one hundredth of an inch thick. This tiny chip contains 13 transistors (including two power types), 2 diodes, 1 zenor diode and 18 resistors, all of which are formed simultaneously in the silicon by a series of diffusions. The chip is encapsulated in a solid plastic package which holds the metal heat sink and connecting pins.

Monolithic I.C.'s. were originally developed for use in computer and space applications where their extraordinary toughness and reliability were even more important than their minute size. These same advantages make them ideal for linear applications such as audio amplifiers, but hitherto they have been confined to low power applications. The IC-10 thus represents a very exciting advance. Not only is it far more rugged and reliable than any previous amplifier, it also has considerable performance advantages. The most

important are complete freedom from thermal runaway due to the close thermal coupling between the output transistors and the bias diodes and very low level of distortion.

The IC-10 is primarily intended as a full performance high fidelity power and pre-amplifier, for which application it only requires the addition of the usual tone and volume controls and a battery or mains power supply. However, the IC-10 is so designed that it may be used simply in many other applications including car radios, electronic organs, servo amplifiers (it is d.c. coupled throughout) etc.

The photographic masks required for producing monolithic I.C.'s. are expensive but once made, the circuits can be produced with complete uniformity and at very low cost. So we are able to sell the IC-10 at a price far below that of the components for a conventional amplifier of comparable power. At the same time, we give a 5 year unconditional guarantee on each IC-10 knowing that every unit will work as perfectly as the original and do so for a lifetime.

sinclair

SINCLAIR RADIONICS LTD, 22 Newmarket Rd. Cambridge. Tel: OCA3-52996

10 WATT MONOLITHIC INTEGRATED CIRCUIT AMPLIFIER

■ Specifications

Power Output	10 Watts peak, 5 Watts R.M.S. continuous.
Frequency response	5 Hz to 100 KHz ± 1 dB.
Total harmonic distortion	Less than 1% at full output.
Load impedance	3 to 15 ohms.
Power gain	110dB (100,000,000,000 times) total.
Supply voltage	8 to 18 volts.
Size	1 x 0.4 x 0.2 inches.
Sensitivity	5 mV.
Input impedance	Adjustable externally up to 2.5 M ohms for above sensitivity.

■ Circuit Description

The circuit diagram of the IC-10 is shown on the right. The first three transistors are used in the pre-amp and the remaining 10 in the power amplifier. The output stage operates in class AB with closely controlled quiescent current which is independent of temperature. A high level of overall negative feedback is used round both sections and the amplifier is completely free from cross-over distortion at all supply voltages. Thus battery operation is eminently satisfactory.

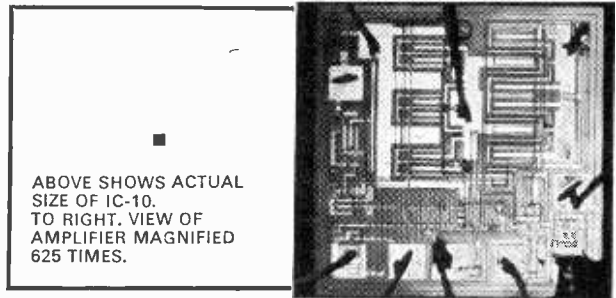
■ Construction

The monolithic I.C. chip is bonded onto a gold plated area on the heat sink bar which runs through the package. Wires are then welded between the I.C. and the tops of the pins which are also gold plated in this region. Finally the complete assembly is encapsulated in solid plastic which completely protects the circuit. The final device is so rugged that it can be dropped thirty feet on to concrete without any effect on performance. The circuit will also work perfectly at all temperatures from well below zero to above the boiling point of water.

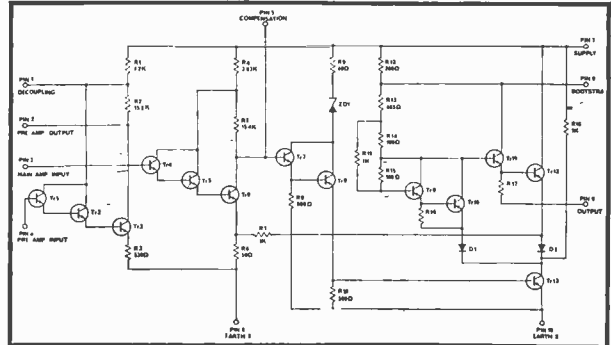


SINCLAIR RADIONICS LIMITED,
22 NEWMARKET ROAD, CAMBRIDGE

Telephone OCA3-52996



ABOVE SHOWS ACTUAL SIZE OF IC-10. TO RIGHT, VIEW OF AMPLIFIER MAGNIFIED 625 TIMES.



■ Applications

Each IC-10 is sold with a very comprehensive manual giving circuit and wiring diagrams for a large number of applications in addition to high fidelity uses. These include public address, loud-hailers, use in cars, inter-com., stabilised power supplies, electronic organs, oscillators, volt meters, tape recorders, solar cell amplifier, radio receivers. The transistors in the IC-10 have cut off frequencies greater than 500 MHz so the pre-amp section can be used as an R.F. or I.F. amplifier making it possible to build complete radio receivers without any additional transistors.



SINCLAIR
IC-10

The complete IC-10 with the manual and 5 year guarantee costs just

59%

Post free

ORDER FORM AND MORE SINCLAIR DESIGNS OVERLEAF




SINCLAIR Q.14

low-priced high fidelity speaker

- Handles up to 14 watts
- 60-16,000 Hz
- 8 ohms impedance

£7.19.6

It costs a quarter of what you would expect to pay for a good stereo speaker system when you choose Q.14s. This is the result of research and experimentation in materials and careful design to make the Q.14 an instrument so outstandingly good that experts, reviewers and the public alike are unanimous in their praise for it. The Q.14 measuring only 9½" square on its face by 4½" deep. Its unusual contours permit it to be positioned where no ordinary speaker could be used to advantage. Black matt finish with aluminium bar trim keep this speaker pleasantly in conformity with modern design trends.



SINCLAIR MICROMATIC

the smallest radio set in the world

- 1½" x 1½" x ½"
- Tunes over medium waves
- Plays anywhere



The Sinclair Micromatic is available ready built or in kit form. This latter now comes in a convenient new presentation pack complete down to a generous free supply of solder. The moulded polystyrene interior enables you to check the contents in an instant, and helps to make building even easier and surer. Now, the Micromatic is better than ever—more powerful and better sounding to assure superb listening. Selectivity is better than many larger sets. Whether you build it, or buy your Micromatic ready built, it is the best and the smallest personal radio in the world—and it's British. In elegant aluminium fronted black case with slow motion tuning.

Complete kit inc. magnetic ear-piece and instructions.


49/6 Ready built & tested **59/6**

Mallory Mercury Cell RM.675 (2 needed) each 2/9.

SINCLAIR Z.12

INTEGRATED 12 WATT HI-FI AMP AND PRE-AMP

- Size 3" x 1½" x 1½"
- Suitable for car battery operation
- For all high quality audio applications



89/6

15 to 50,000 Hz ± 1 dB, using ultralinear Class B output. Input sensitivity —2mV into 2k Ω . OUTPUT—12WATTS R.M.S. CONTINUOUS SINE WAVE (24 w. PEAK), 15 WATTS MUSIC POWER (15 w. PEAK). Suitable for 3-15 Ω loudspeakers. Two 3 Ω speakers may be used in parallel. **READY BUILT, TESTED AND GUARANTEED.**

SINCLAIR PZ.4 STABILIZED POWER SUPPLY UNIT

A heavy duty A.C. mains power supply unit delivering 18 v. D.C. at 1.5A. Designed for Sinclair IC-10 or for assemblies using two Z.12s and stereo 25 unit. Ready built and tested. **99/6**

ORDER FORM BRINGS PROMPT DELIVERY SENT TO YOU POST PAID

To: SINCLAIR RADIONICS LIMITED 22 NEWMARKET ROAD, CAMBRIDGE.
Please send POST FREE

NAME.....

ADDRESS.....

For which I enclose cash/cheque/money order.

PW.1168

SINCLAIR GUARANTEE

Should you not be completely satisfied with your purchase when you receive it from us, your money will be refunded in full at once and without question. Full service facilities available to all purchasers.



SINCLAIR RADIONICS LIMITED
22 NEWMARKET ROAD
CAMBRIDGE OCA3-52996

EMART

Dept. No. V8
30/32, Shudehill 15, Whitechapel
Manchester 4 Liverpool
Tel. 061-832 7710 Tel. 051-236 0738

FREE GIFT OFFER

ON A BRAND NEW WORLD FAMOUS E.M.I. PISK SOLARSCOPE VALUE 22.20 WITH EVERY ORDER VALUE 25 AND OVER. THIS UNIQUE INSTRUMENT WHICH IS A BOON TO SHORT WAVE LISTENERS CLEARLY SHOWS THE AREAS OF DAYLIGHT AND DARKNESS ALL OVER THE EARTH AT ANY GIVEN HOUR

SEND FOR A FABULOUS COLOUR ILLUSTRATED SOUND AND SCIENCE CATALOGUE, 88 PAGES CRAMMED WITH PICTURES AND INFORMATION ON ALL THE LATEST ELECTRONIC AND SCIENTIFIC GADGETS, ACCESSORIES AND EQUIPMENT. ONLY 1/6. P. & P. 1/-

SYNCHRONISE your TAPE RECORDER with your SLIDE PROJECTOR with an ORTOSLIDE UNIT. Fits any tape recorder, 2 or 4 track. Can be fitted in minutes. List Price £8.17.6, Our Price ONLY 59/11 (2/-). Send S.A.E. for Leaflet.

PICK-UP CARTRIDGE REPLACEMENTS (for all Record Players) ACOS GP/67-2 MONO 17/6. ACOS GP/73-2 STEREO 30/-. ACOS GP/91-1 MONO-DE-LUXE 21/-. MONOTONE 9TA CERAMIC STEREO 37/6. MONOTONE 9TAHC CERAMIC 58/6. COLESL SCULI STEREO CRYSTAL 49/11. BSR SXIM STEREO CRYSTAL 48/6. PHILIPS GP316 89/11. MONO and STEREO ACOS GP65 STEREO 45/-. P. & P. 9d. Finest Quality British made MYLAR Reordering Tapes. Fully Guaranteed. In Cartons.

3in. 225ft. Message	5/6	5 1/2in. 1200ft. Long Play	15/6
5in. 600ft. Standard Play	10/6	7in. 1800ft. Long Play	23/-
5 1/2in. 850ft. Standard Play	18/-	5in. 1200ft. Double Play	15/6
7in. 1200ft. Standard Play	16/3	5 1/2in. 1800ft. Double Play	23/-
5in. 900ft. Long Play	13/3	7in. 2160ft. Double Play	27/-

P. & P. 1/- per reel. Four reels and over post paid. **Tape splicer 17/6 plus P. & P. 1/-**

POCKET MULTI-TEST METER. 1000 Ω per volt. Voltage 0/10/50/250/500/1000 A.C. and D.C. Current: 0-1-100-500mA. Resistance: 0-100k Ω . Complete with test prods. Instructions. 39/6. P. & P. 1/6. De-Luxe Model, mirror scale, 49/6 plus P. & P. 1/6.

MULTI-TESTER—Pocket size; with built in meter protection. Wide angle, jewelled meter movement. 20,000 Ω per volt D.C. 0, 10, 50, 100, 500, 1000 volts A.C. ● 0-50mA-2-5mA-250mA D.C. ● 0-6000 Ω -6 megohms, 10 μ F-0-001 mFd. ● -20 to +22dB. Mirror Scale. Complete in cloth-lined leather case with carry strap and test leads. Exceptional value at \$4.11.6 (P. & P. 3/6).

TRANSISTORS: Some popular types from our range; OC44 and OC45 3/6 each. OC71 2/9. OC72 3/6. OC81 and OC82 1/6 each. OC169 3/9. OC170 3/6. AP117 4/-.

NEW HIGH FREQUENCY TRANSISTORS. Sincialr ST140 4/-; ST141 6/-, both capable of operating up to 700 Mc/s. ALSO MAT100 7/8. MAT101 8/6. MAT150 7/9. MAT121 8/6. ADT140 15/-. All transistors post. 6d. up to 3. Over 12 sent P. & P. paid.

BATTERY ELIMINATORS, replacement for PP9, 29/11 (2/-); PP3, 19/11 (1/6).

MINI-MOTORS 3V to 4.5V operation. Ideal for mini-racing cars, etc. "Large" (1 1/2" x 7/16" x 1 1/2") 3/11. Medium (1 x 3/4" x 5/16") 3/9. P. & P. 9d.

GENUINE DIAMOND STYLUS at 7/11 plus 6d. P.P. as replacements for the following popular types: BSR TCS LP—BSR TCS STEREO—BSR TCS LP/STEREO—COLLARO STUDIO "O" LP/ROSETTE—GARRARD GCS LP—ACOS GP65/67 LP—ROSETTE

5F401LP—GARRARD GCS LP. 5apphr plus delivery at 3/11 each.

SPEAKERS, 12in. round high quality British fitted tweeter cone, 6 watts, in 3 Ω or 16 Ω , 35/-, P. & P. 3/6. **ROUND 12in. R. & A.** 3 Ω 25/6. P. & P. 3/6. Many other speakers available. 8in. 3 or 15 Ω , 29/6. 10in. 3 or 15 Ω , 35/6. 10 watt bass speaker by E.M.I. 13in. x 8in. 15 Ω , 39/11. With double tweeter. Very sensitive, 79/11. P. & P. 3/6.

TWEEETER, 2 1/2in. Black plastic cone, Square Frame, E.M.I. 3 Ω , 12/6, plus 1/6 P. & P. **MICROPHONE** 1.75in. **LABEL/HAND MIKE**—1 1/2in. dia. Lapel Clip, ideal for tape recording. Very sensitive. 7/6 plus P. & P. 1/- similar but with type AM4, 14/6.

CRYSTAL HAND MIKE. Robust and sensitive. Cream plastic case. Just the thing for tape recorders, 8/6. P. & P. 1/6. Similar with built-in stand, 10/6.

STUDIO CRYSTAL MIKE. Professional, Omni-directional, providing features usually only available at many times the price. Sensitivity—50dB. Response—50-12,000 c.p.s. Black Plastic with punched Chromium case, swivel, stand-holder and shielded cable. Only 48/-. P. & P. 2/-. The stand below fits this mike (as well as many others). **ACOS MIC 40**—World famous Desk Mike. 16/6 plus P. & P. 1/3.

ACOS MID 45—Splendid Curved Hand Grip Crystal Mike, 18/3 plus P. & P. 1/6. **ACOS MIC 60**—"stick" Type Crystal Mike, 21/8 plus P. & P. 1/6.

ACOS 39-1—High Quality Stick Mike. High Impedance, 38/- plus P. & P. 1/6. **ACOS ROUND** Crystal Mike insert, 1 1/2in. dia. 7/6. P. & P. 6d.

TELESCOPIC FLOOR STAND. HEAVY BASE. Standard thread, ext. to 4ft. 7in. 49/6. Carriage and Packing 4/6. Desk stand for stick mikes, 7/6.

SIREN MODULES. Encapsulated solid state circuit. Only requires 3 Ω speaker, switch and battery (9v.) to complete. Give screaming siren note. Special half price offer. List 25/-. Our price 18/6, p.p. 1/-.

Make ideal burglar alarm or warning system.

INTER-COMM. DEPT. UNWISORISED PHILIPS VOXPHONE 2-Way with cable. Uses PP5 batt. List Price 6 ga. OUR PRICE 59/11. P. & P. 2/-. **AMPLIFIER.** Compact for use in mains portable grams 64 x 2 1/2 x 5 1/2 in. vol. and tone controls attached by leads, over 2 watts output, 59/6. P. & P. 4/6.

4 TRANSISTOR 3W AMPLIFIER. Size 2 1/2 x 2 1/2 x 1 1/2 in. 3, 8 or 15 Ω output, 9 volt battery operated. Highly sensitive. Price (less battery) 62/6. P. & P. 1/6.

NEW MODEL FIELD STRENGTH METER. Range 1 to 250mV, 23 P. & P. 2/-. **NEW MODEL HI-FI 3-WAY VARIABLE CROSSOVER NETWORK.** 63/- P. & P. 2/6. **LATEST MODEL RESISTANCE SUBSTITUTION BOX.** From 15 Ω to 10,000 Ω low range. 15 Ω to 10M Ω high range. 22 P. & P. 2/- (with leads)

HI-FI TWEEETER 10 Ω 10 watts Mod. CT10. Spec: 1,500 16,000 c/s sensitivity 104dB, 31/6.

CAR REAR SEAT AUTO SPEAKER KIT 22/6. P. & P. 3/6. Supplied with wire and switched junction box.

CAPACITANCE SUBSTITUTION BOX. Range from -0001 mfd to 22 mfd, complete with leads. 25/-, P. & P. 2/-.

ALL PURPOSE TEST LEAD KIT for the radio amateur, with leads, test prods, spade terminals and croc clips. 19/6. P. & P. 1/6.

ARET DYNAMIC MICROPHONE model DM155, with windshield. Ideal for outside use. 22.13.6. P. & P. 3/-.

GUITAR CONTACT MICROPHONE for clipping into the instrument cutout. 12/6. P. & P. 1/6.

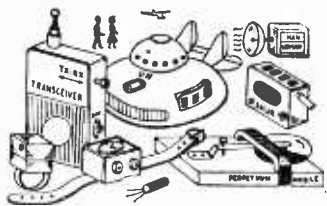
HI-FI STEREO HEADPHONE. 15 Ω impedance. For hi-fi amplifiers and tape recorder monitoring. Complete with leads and stereo jack plug. 24.15.0. P. & P. 4/6.

TERMS. Cash with order. No C.O.D. Order total 25 and over sent carriage paid (exceeding record player decks where carriage is shown). Guaranteed money refunded if goods returned perfect within 7 days of despatch.

PRINTED CIRCUIT KIT

BUILD 40 INTERESTING PROJECTS on a PRINTED CIRCUIT CHASSIS with PARTS and TRANSISTORS from your SPARES BOX

CONTENTS: (1) 2 Copper Laminate Boards 4 1/2" x 2 1/4". (2) 1 Board for Matchbox Radio. (3) 1 Board for Wristwatch Radio, etc. (4) Resist. (5) Resist Solvent. (6) Etchant. (7) Cleaner/Degreaser. (8) 16-page Booklet *Printed Circuits for Amateurs.* (9) 2 Miniature Radio Dial SW/MW/LW. Also free with each kit. (10) Essential Design Data, Circuit, Chassis Plans, etc. for 40 TRANSISTORISED PROJECTS. A very comprehensive selection of circuits to suit everyone's requirements and constructional ability. Many recently developed very efficient designs published for the first time, including 10 new circuits.



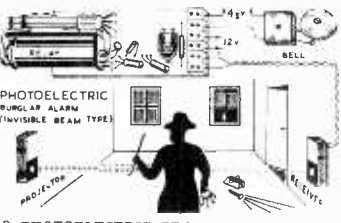
EXPERIMENTER'S PRINTED CIRCUIT KIT 8/6

Postage & Pack. 1/6 (UK)
 Commonwealth:
 SURFACE MAIL 2/-
 AIR MAIL 8/-
 Australia, New Zealand,
 South Africa, Canada.

(1) Crystal Set with biased Detector. (2) Crystal Set with voltage-quadrupler detector. (3) Crystal Set with Dynamic Loudspeaker. (4) Crystal Tuner with Audio Amplifier. (5) Carrier Power Conversion Receiver. (6) Split-Load Neutralised Double Reflex. (7) Matchbox or Photocell Radio. (8) "TRI-FLEXON" Triple Reflex with self-adjusting regeneration (Patent Pending). (9) Solar Battery Loudspeaker Radio. The smallest 3 designs yet offered to the Home Constructor anywhere in the World. (10) Miniature Radio Receivers based on the "Triflexon" circuit. Let us know if you know of a smaller design published anywhere. (11) Postage Stamp Radio. Size only 1.62" x .95" x .25". (11) Wristwatch Radio 1.15" x .89" x .55". (12) Ring Radio .70" x .70" x .55". (13) Bacteria-powered Radio. Runs on sugar or bread. (14) Radio Control Tone Receiver. (15) Transistor P/P Amplifier. (16) Intercom. (17) 1-valve Amplifier. (18) Reliable Burglar Alarm. (19) Light-Seeking Animal Guided Missile. (20) Perpetual Motion Machine. (21) Metal Detector. (22) Transistor Frog Amplifier. (23) Human Body Radiation Detector. (24) Man/Woman Discriminator. (25) Signal Injector. (26) Pocket Transceiver (Licence required). (27) Constant Volume Intercom. (28) Remote Control of Models by Induction. (29) Inductive-Loop Transmitter. (30) Pocket Triple Relay Radio. (31) Wristwatch Transmitter/Wireless Microphone. (32) Wire-less Door Bell. (33) Ultra-sonic Switch/Alarm. (34) Stereo Pre-amplifier. (35) Quality Stereo Push-Pull Amplifier. (36) Light-Beam Telephone "Photophone". (37) Light-Beam Transmitter. (38) Silent TV Sound Adaptor. (39) Ultra-sonic Transmitter. (40) Thyristor Drill Speed Controller.

PHOTOELECTRIC KIT

CONTENTS: 2 P.C. Chassis Boards, Chemicals, Etching Manual, Infra-Red Photo-transistor, Latching Relay, 2 Transistors, Condensers, Resistors, Gain Control, Terminal Block, Elegant Case, Screws, etc. In fact everything you need to build a Steady-Light Photo-Switch/Counter/Burglar Alarm, etc. (Project No. 1) which can be modified for modulated-light operation.



PHOTOELECTRIC KIT 39/6

Postage & Pack. 2/6 (UK)
 Commonwealth:
 SURFACE MAIL 3/6
 AIR MAIL 21.0.0
 Australia, New Zealand,
 S. Africa, Canada and U.S.A.
 Also Essential Data Circuits
 and Plans for Building

12 PHOTOELECTRIC PROJECTS. (1) Steady-Light Photo-Switch/Alarm. (2) Modulated-Light Alarm. (3) Long-Range Stray-Light Alarm. (4) Relay-less Alarm. (5) Warbling-Tone Alarm. (6) Closed-Loop Alarm. (7) Projector Lamp Stabiliser. (8) Electronic Projector Modulator. (9) Mains Power Supply. (10) Car Parking Lamp Switch. (11) Automatic Headlamp Dipper. (12) Super-Sensitive Alarm.

INVISIBLE BEAM OPTICAL KIT

Everything needed (except plywood) for building: 1 Invisible-Beam Projector and 1 Photocell Receiver (as illustrated). Suitable for all Photoelectric Burglar Alarms, Counters, Door Openers, etc.

CONTENTS: 2 lenses, 2 mirrors, 2 45-degree wooden blocks, Infra-red filter, projector lamp holder, building plans, performance data, etc. Price 19/6. Postage and Pack. 1/6 (UK). Commonwealth: Surface Mail 2/-; Air Mail 8/-.

JUNIOR PHOTOELECTRIC KIT

Versatile invisible-beam, Relay-less, Steady-light Photo-Switch, Burglar Alarm, Door Opener, Counter, etc., for the Experimenter.

CONTENTS: Infra-Red Sensitive Phototransistor, 3 Transistors, Chassis, Plastic Case, Resistors, Screws, etc. Full Size Plans, Instructions, Data Sheet "10 Advanced Photoelectric Designs".

Price 19/6. Postage and Pack. 1/6 (UK). Commonwealth 2/-; Air Mail 4/-.

JUNIOR OPTICAL KIT

CONTENTS: 2 Lenses, Infra-red Filter, Lampholder, Bracket, Plans, etc. Everything (except plywood) to build 1 miniature invisible beam projector and photocell receiver. Price 10/6. Postage and Pack. 1/6 (UK). Commonwealth: Surface Mail 2/-; Air Mail 4/-.

YORK ELECTRICS
333 YORK ROAD, LONDON, S.W.11

Send a S.A.E. for full details, a brief description and Photographs of all Kits and all 62 Radio, Electronic and Photoelectric Projects Assembled.

HEATHKIT Models for Family Entertainment

OFFERS THE BEST IN SPECIFICATION AT LOWEST COST

Latest STEREO TAPE RECORDER, STR-1



Fully portable—own speakers

Kit K/STR-1
£58.0.0. P.P. 10/6

Ready-to-Use A/STR-1
£72.0.0. P.P. 10/6

FOR THIS SPECIFICATION

$\frac{1}{2}$ track stereo or mono record and playback at 7 $\frac{1}{2}$, 3 $\frac{3}{4}$ and 1 $\frac{3}{4}$ ips. Sound-on-sound and sound-with-sound capabilities. Stereo record, stereo playback, mono record and playback on either

channel. 18 transistor circuit for cool, instant and dependable operation. Moving coil record level indicator. Digital counter with thumbwheel zero reset. Stereo microphone and auxiliary inputs and controls, speaker/headphone and external amplifier outputs . . . front panel mounted for easy access. Push-button controls for operational modes. Built-in stereo power amplifier giving 4 watts rms per channel. Two high efficiency 8 x 5in. speakers. Operates on 230V a.c. supply.

Versatile recording facilities. So easy to build—so easy to use.

Latest STEREO AMPLIFIER, TSA-12

12 x 12 watts output.

Kit K/TSA-12
£32.16.0. less cabinet. P.P. 10/6
Cabinet £3.16.0. extra

Ready-to-Use A/TSA-12 less cabinet
£39.10.0. P.P. 10/6



FOR THIS SPECIFICATION

17 transistors, 6 diode \pm circuit. 1dB, 16 to 50,000 Hz at 12 watts per channel into 8 ohms. Output suitable for 8 or 15 ohm loudspeakers. 3 stereo inputs for Gram, Radio and Aux. Modern low silhouette styling. Attractive aluminium, golden anodised front panel. Handsome assembled and finished walnut veneered cabinet available. Matches Heathkit models TFM-1 and AFM-2 transistor tuners.

Full range power . . . over extremely wide frequency range. Special transformerless output circuitry. Adequately heat-sinked power transistors for cool operation—long life, 6 position source switch.

RADIOS for Luxury Listening

"OXFORD" PORTABLE UXR-2

This De-Luxe, 7 transistor, 3 diode portable radio covers long and medium wave-bands with an easy-tune dial and uses battery-saving circuitry to ensure longer life and more hours of listening pleasure. Choice of Brown or Black real leather case.

Kit K/UXR-2 £15.10.0. P.P. 6/-
Ready-to-Use A/UXR-2 £17.10.0. P.P. 6/-



Oxford

PORTABLE UXR-1

This luxury 6-transistor, 1 diode receiver covers long and medium wavebands. Its robust case is now available in real brown leather or choice of colours: Navy blue, coral pink, lime green (please state second choice).


Kit K/UXR-1 £12.8.0. colour case. P.P. 4/6
Ready-to-Use A/UXR-1 £14.8.0. P.P. 4/6
Kit K/UXR-1 £13.8.0. real leather. P.P. 4/6
Ready-to-Use A/UXR-1 £15.10.0. P.P. 4/6



UXR-1

Latest Portable Stereo Record Player, SRP-1

Automatic playing of 16, 33, 45 and 78 rpm records. All transistor—cool instant operation. Dual LP/78 stylus. Plays mono or stereo records. Suitcase portability. Detachable speaker enclosure for best stereo effect. Two 8in. x 5in. special loudspeakers. For 220-250V ac mains operation. Overall cabinet size 15 $\frac{1}{4}$ x 3 $\frac{3}{4}$ x 10 $\frac{1}{4}$ in.



Compact, economical stereo and mono record playing for the whole family—plays anything from the Beatles to Bartok. All solid-state circuitry gives room filling volume.

Kit K/SRP-1 £28.6.0 incl. P.T. Ready-to-Use A/SRP-1 £35.4.0. P.P. 10/6

High-performance CAR RADIO, CR-1



Superb long and medium wave entertainment wherever you drive. Complete your motoring pleasure with this compact outstanding unit.

8 Latest semi-conductors (6 transistors, 2 diodes). For 12 volt positive or 12 volt negative earth systems. Powerful output (4 watts). Pre-assembled and aligned tuning unit. Push-button tone and wave change controls. Positive manual tuning. Easy circuit board assembly.

Instant operation, no warm-up time. Tastefully styled to harmonise with any car colour scheme. High quality output stage will operate two loudspeakers if desired. Can be built for a total price.

Kit K/CR-1 (incl. speaker) £14.12.0. incl. P.T. P.P. 4/6
Ready-to-Use A/CR-1 incl. speaker £19.12.0. incl. P.T. P.P. 4/6

'Mohican' General Coverage Receiver, GC-1U

Powerful 10 transistor, 5 diode circuit. Tunes 580 to 1550 kHz and 1.69 to 30 MHz in five bands. Bandspread on all bands. Fixed-aligned ceramic IF transformers for best selectivity. Pre-assembled and aligned 'front-end' for fast, easy assembly. Built-in 6 x 4in. speaker. Tuning meter for pin-point tuning. Completely self-contained for portability—can be operated on 230 volt AC with Model K/UBE-1. Kit £2.17.6. extra.



Kit K/GC-1U £38.8.0. Ready-to-Use A/GC-1U £46.8.0. P.P. 10/6

OTHER MODELS FOR SW LISTENERS

Gen. Cov. Receiver RG-1 Kit	£39.16.0. P.P. 9/-
SW Receiver GR-64 Kit	£22.8.0. P.P. 9/-
SW Receiver GR-54 Kit	£50.2.0. P.P. 9/-



FREE! CATALOGUE

Describes these and many more kits and ready-to-use models for Stereo Hi-Fi, Domestic Radio, Record Players, Tape Recorder, Amateur Radio, Short-wave, Text, Educational, Home and Hobby. Save money with Heathkit models. Mail coupon or write to Daystrom Ltd., Gloucester. Tel. 29451.

DAYSTROM LTD., Dept. PW11
GLOUCESTER Tel. 29451

Enclosed is £ _____, plus packing and carriage.

Please send model (s)
 Please send FREE Heathkit Catalogue.

Name _____ (Please Print)

Address _____

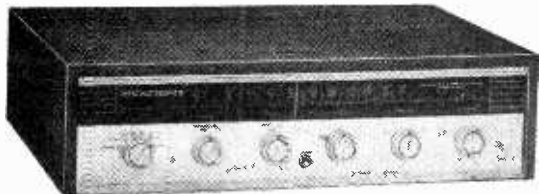
City _____

Prices and specifications subject to change without notice.



Here's What's NEW from HEATHKIT in SOLID STATE RECEIVERS

AVAILABLE AS EASY TO BUILD KITS OR READY-TO-USE MODELS




Kit K/AF-14 Ready to use A/AR-14
£54.0.0 P.P. 13/6 **£75.0.0** P.P. 13/6
Cabinet £4.10.0 extra

Top Value in a 30 Watt FM Stereo Receiver, AR-14

- 31 transistor, 10 diode circuit for cool, instant operation with the transparent, natural sound only transistors can deliver ● ± 1 dB, 15 to 50,000 Hz at 10 watts per channel continuous (20 watts total), 15 watts per channel IHF music power (30 watts total) ● Wide-band FM/FM stereo tuner plus two preamplifiers and two power amplifiers. ● Front panel stereo headphone jack. ● Compact—just 3 $\frac{3}{8}$ " H x 15 $\frac{1}{2}$ " W x 12" D. ● Custom install it in wall, your own cabinet, or use as a free standing unit. ● Build it in 20 hours.

Kit K/AR-14 (less cab.) kit **£54.0.0** P.P. 13/6
A/AR-14 (less cab.) .. **£75.0.0** P.P. 13/6
Cabinet extra: Teak or Walnut finish **£4.10.0**




Kit K/A 3-17 Ready to use A/AR-17
£39.0.0 P.P. 10/6 **£59.0.0** P.P. 10/6
Cabinet £3.10.0 extra

Unbeatable Value in a 14 Watt FM Stereo Receiver, AR-17

- 28 transistor, 7 diode circuit for natural transparent sound, instant operation, long trouble-free life. ● 14 watts music power, 10 watts RMS from 25–35,000 Hz at ± 1 dB. ● Automatic stereo indicator light. ● Adjustable phase control for maximum separation. ● Complete front panel controls. ● Flywheel tuning. ● All critical circuits including FM "front-end" factory assembled and aligned. ● Circuit board assembly. ● Compact 10 $\frac{3}{8}$ " D x 3" H x 12" W. ● Front panel stereo headphone jack.

Kit K/AR-14 (less cab.) kit **£39.0.0** P.P. 13/6
A/AR-14 (less cab.) .. **£59.0.0** P.P. 13/6
Cabinet extra: Teak or Walnut finish **£3.10.0**



Kit K/AR-27 Ready to use A/AR-27
£22.10.0 P.P. 10/6 **£32.0.0** P.P. 10/6
Cabinet £3.10.0 extra

A Quality Table Radio FM Mono Receiver, AR-27

- 13 transistor, 6 diode circuit for high-fidelity sound reproduction, long life, low heat, freedom from hum, and service-free operation. ● 7 watts music power. ● ± 1 dB, 25 to 60,000 Hz at 5 watts. ● Input connectors for phonograph and auxiliary signals. ● Complete front panel controls. ● Flywheel tuning. ● Preassembled and prealigned FM tuner, all other critical parts factory aligned. ● Easy, circuit board assembly. ● Compact bookshelf size. ● 3-way installation . . . wall, free standing or in a suitable cabinet. ● 117 v. A.C. or 210/240 v. A.C., 50 Hz operation.

Kit K/AR-27 (less cab.) kit **£22.10.0** P.P. 10/6
A/AR-27 (less cab.) .. **£32.0.0** P.P. 10/6
Cabinet extra: Teak or Walnut finish **£3.10.0**




CHOOSE A QUALITY HEATHKIT LOUD-SPEAKER SYSTEM TO GET THE BEST FROM YOUR AUDIO SET-UP.

BERKELEY LOUDSPEAKER SYSTEM

Use two 'or stereo. Best performance from a slim-line cabinet. Uses less than 1 sq. ft. of floor space. Available in Teak or Walnut finish.

Kit Ready to use
£21.4.0 P.P. 13/6 **£24.0.0** P.P. 13/6



See how easy it is to build any Heathkit model. Purchase a manual only. British manuals 10/- each. American manuals £1 each incl. P.P. Price of manual deductible from kit if you buy later.

Showrooms: LONDON, Tottenham Ct. Rd. BIRMINGHAM, St. Martins Hse. GLOUCESTER Bristol Rd.

R.S.T. VALVE MAIL ORDER CO.

BLACKWOOD HALL, 16a WELLFIELD ROAD, STREATHAM S.W.16

Mon.—Sat. 9 a.m.—5.45 p.m.
 Closed Sat. 1.30—2.30 p.m.
 Open Daily to Callers
 and boxed Tel. 769-0199/1649

1A7 7/9	6B8 7/8	6K6GT 5/-	787 20/-	20L1 17/-	75 7/-	DF96 6/8	ECF82 7/-	EM80 7/8	PC97 8/9	RG5/500	UP89 7/8
1D5 7/7	6B7 9/8	6K7M 5/9	7Y4 8/8	20P4 19/-	78 5/-	DH77 4/8	ECH21 12/6	EM81 7/9	PCC84 6/8	80/-	UL41 9/8
1H5 7/-	6BQ7A 7/-	6K7G 2/-	9BW6 7/-	20P5 18/-	80 5/-	DK32 7/9	ECH35 11/-	EM84 7/6	PCC89 11/-	S130 35/-	UL84 7/-
1LD5 5/6	6BR7 8/6	6K7GT 4/8	10C1 12/8	25A6 5/9	85A2 7/8	DK91 5/8	ECH42 11/6	ESU15020/-	PCC189 11/8	SP4 8/-	UM80 6/-
1N5GT 8/6	6BR8 5/8	6K8M 8/8	10C2 12/6	25L6GT 5/8	150B2 9/8	DK92 3/-	ECH81 5/8	EY61 7/8	PCF80 7/-	SP41 3/8	UU6 13/8
1R5 5/8	6B87 16/9	6K8G 3/-	10F1 9/-	28Y5 8/-	150C4 7/8	DK96 7/9	ECH83 8/6	EY86 7/8	PCF82 6/-	SP61 3/6	U7 13/8
184 5/8	6BW6 14/-	6K8GT 7/-	10F8 8/-	25Z4 6/8	801 6/-	DL66 15/-	ECL80 7/-	EZ35 4/8	PCF84 6/-	STV280/80	U9 8/-
185 4/8	6BW7 14/-	6K25 20/-	10F9 9/-	25Z6 8/8	807 7/-	DL92 4/8	ECL82 7/-	EZ40 8/-	PCF86 10/-	85/-	UY21 9/8
1T4 3/8	6C4 2/9	6L1 9/8	10F18 9/-	25Z8 8/6	811 35/-	DL93 3/6	ECL83 10/3	EZ41 10/-	PCF801 10/-	85/16	UY41 7/-
3A4 3/8	6C5G 4/-	6L6G 7/8	10L1 8/-	28D7 5/-	813 75/-	DL94 5/8	ECL86 8/-	EZ80 5/8	PCF802 10/-	SU2150 12/6	UY85 6/8
3Q4 6/8	6C6 3/9	6L18 5/-	10LD11 15/-	30C1 6/3	866A 13/8	DL95 8/8	ECLL800	EZ81 5/8	PCF805 13/6	T41 15/-	VMP4G 17/-
3Q5 6/8	6C8G 6/-	6Q7G 8/-	10LP13 15/8	30C15 13/8	854 4/8	DL96 7/8	EZ82 9/8	GZ30 10/-	PCF806 13/6	TDD4 10/-	VP4B 25/-
384 4/9	6CD6G 22/-	6Q7GT 8/8	11E3 42/-	30C17 14/-	1825 5/8	DM70 7/-	EZ83 10/-	GZ32 9/8	PCF808 11/8	U10 7/8	VR105/30
3V4 5/9	6CWH 5/9	6EA7M 7/-	12A7E 4/8	30C18 13/8	3763 10/-	DY87 6/8	EF37A 7/-	GZ34 11/-	PCL82 7/9	U19 35/-	VR150/30
5R4GY 8/8	6G6 12/-	6SCT 7/-	12AT7 3/9	30F5 14/-	7193 2/-	E880C 12/-	EF39 8/-	KT36 15/8	PCL83 9/3	U25 13/8	U26 13/8
5U4G 4/8	6D6 2/8	6SHT 3/3	12A7 4/9	30FL1 16/-	7475 4/-	EASO 2/-	EF41 10/-	KT66 17/8	PCL85 9/3	U78 3/8	VT26 15/-
5V4G 8/8	6E5 7/8	6S7 5/-	12AX7 6/3	30FL14 13/8	A61 7/8	EABC80 7/-	EF50 2/8	KT81 12/8	PCL86 9/3	U191 13/-	VT31 80/-
5Y3GT 5/8	6F5G 4/-	6S7GT 4/9	12BA6 6/8	30L15 15/3	ATP4 2/3	EAP42 10/-	EF80 5/8	KT81 12/8	PEN44 20/-	U251 16/3	VU11 7/8
5Z4G 6/9	6F8G 4/-	6S7GT 4/9	12BB6 5/9	30L17 14/-	ATP7 5/6	EB41 4/6	EF85 6/8	KT81 (7C5)	PENB4 20/-	U301 16/3	VU120 12/8
6/30L2 13/-	6F8G 4/8	6S7GT 4/8	12C8GT 4/8	30P12 12/-	AU2 80/-	EBC33 7/8	EF89 5/8	KT88 27/8	PEN45 7/-	U403 6/8	VU508 38/-
6A7 15/-	6F11 7/-	6SCT 7/-	12E1 17/8	30P19 13/-	AU5 7/8	EBC41 9/8	EF91 3/8	KTW6110/-	PCN46 2/9	U404 11/9	W61M 8/-
6A8G 12/6	6F13 5/-	6U4GT 12/-	12J5GT 2/8	30PL1 15/-	AZ1 8/8	EBC90 4/8	EF92 2/8	ML4 17/6	PCL87 10/-	U801 23/8	XPI-5 50/-
6AC7 3/8	6F23 13/8	6V6M 8/-	12K7GT 6/-	30PL14 15/-	AZ51 9/8	EBC83 8/3	EF98 10/-	ML6 6/-	PL82 7/3	UABC90 6/-	XPI-5 50/-
6AK5 4/8	6F24 12/-	6V6G 4/8	12K8GT 8/-	35A5 12/8	CCH35 21/-	EBCF89 6/8	EF183 6/8	M8P4 10/-	PL83 6/-	UBC41 8/8	Y63 7/8
6AM6 2/8	6F25 12/-	6V6GT 4/8	12Q7GT 4/8	35L6 5/9	CL33 20/-	EBL1 14/-	EF184 6/8	MU14 7/8	PL84 6/9	UBC81 8/3	UBC81 8/3
6AM6 3/8	6F28 11/8	6X4 3/8	12RA7 6/8	35W4 4/8	CY30 16/3	EBL21 11/-	EF184 6/8	MX40 12/8	PL500 15/-	UBF89 7/3	UBF89 7/3
6AQ5 6/8	6G6 2/8	6X5G 4/8	12R6GT 4/8	35Z3 10/-	CY31 10/-	EBL31 27/8	EF184 6/8	N75 15/-	PL4 14/-	UAF42 10/3	UAF42 10/3
6AB7G 15/-	6H6 2/8	6ZAGT 5/8	12SAGT 5/8	35ZAGT 5/8	DA91 4/-	ECC82 9/9	EL34 10/8	N108 25/-	PY33 6/8	UCB84 8/8	UCB84 8/8
6AT6 4/8	6J5G 2/8	7B6 11/8	12S7 3/9	35Z5 5/8	DAF91 4/-	ECC82 9/9	EL41 10/-	NGT1 3/8	PY81 6/8	UCB84 8/8	UCB84 8/8
6AU8 6/8	6J5GT 4/8	7B7 7/8	12SK7 4/9	37 5/8	DAF96 6/9	ECC82 9/9	EL42 10/-	NGT7 5/6	YR82 6/8	UCF80 8/6	UCF80 8/6
6B4G 15/-	6J6 3/8	7C5 15/-	12SR7 5/-	42 6/-	DDC90 7/-	ECC83 6/3	EL84 4/9	OA2 5/9	PY83 6/8	UCH42 10/9	UCH42 10/9
6B9G 2/8	6J7M 7/8	7D5 8/-	14H7 9/-	50B5 6/8	DF33 8/-	ECC84 8/8	EL90 5/8	OC3 5/9	PY800 10/6	UCH81 6/8	UCH81 6/8
6BA6 5/8	6J7G 4/9	7H7 8/8	19A05 5/-	50C5 8/3	DF70 7/-	ECC85 5/-	EL95 5/8	OZ4 4/8	PY801 10/6	UCL82 8/-	UCL82 8/-
6B86 5/-	6J7GT 6/8	7R7 17/8	20D1 10/-	50C6G31/-	DF91 3/-	ECC88 7/8	ELL80 20/-	PC86 11/8	R2 7/8	UCL83 10/-	UCL83 10/-
			20P2 14/-	50L8GT 6/-	DF92 2/8	ECF80 6/8	EM54 25/-	PC88 11/8	R19 7/9	UF41 10/-	UF41 10/-

SPECIAL 24 HOUR SERVICE
 OBSOLETE TYPES A SPECIALITY
 QUOTATIONS FOR ANY VALVE NOT LISTED
 Postage 6d. per valve. C.W.O. No C.O.D.
 Manufacturers and Export Inquiries Welcome

**Special 24 Hour
 Express Mail
 Order Service**

SETS OF VALVES

DAF91, DF91, DK91, DL92 or DL94	19/- the set
DAF96, DF96, DK96, DL96	27/6 the set

BRAND NEW TRANSISTORS

AC127 7/8	OC25 11/-	OC71 4/8	OC81 4/-	OC82D 6/-
AF114 7/-	OC28 18/-	OC72 6/-	OC81D 4/-	OC83 6/-
AF115 7/-	OC35 11/8	OC75 6/-	OC81DM	OC170 7/-
AF118 7/-	OC44 4/8	OC76 6/-		OC171 8/-
AF117 7/-	OC45 4/8	OC77 6/-	OC82 6/-	OC200 7/8

SEND S.A.E. FOR LIST OF 2,000 TYPES

Field-effect Transistors at Realistic Prices

2N 3819 P-channel. RF Amplifier. Low Noise.	10/- each (5 or more 9/6 each)
2N 3820 P-channel. Complement to 2N 3819.	17/6 each (5 or more 16/3 each)
2N 3823 N-channel. V.H.F. Amplifier.	33/6 each (5 or more 28/6 each)
BFW 10 N-channel. V.H.F. Amplifier.	45/- each (5 or more 39/- each)
MPF 102 N-channel. V.H.F. Amplifier.	8/- each (5 or more 7/6 each)
MPF 103 N-channel. AF Amplifier.	7/9 each (5 or more 7/3 each)
MPF 104 N-channel. AF Amplifier.	7/9 each (5 or more 7/3 each)
MPF 105 N-channel. AF Amplifier/Switch.	7/9 each (5 or more 7/3 each)
MFE 2094 N-channel. AF Amplifier/Switch.	31/6 each

All of the above items are Ex-stock delivery at 31/8/58.

All components offered for sale are guaranteed to be brand new first grade items only. All items are subject to the guarantee terms of their individual manufacturer, where applicable.

**M. R. CLIFFORD & COMPANY (PW)
 Component Stockholding Services
 66, Old Oscott Lane,
 Great Barr, Birmingham, 22A.**

Terms: C.W.O. MAIL ORDER ONLY. (Nett monthly a/c to approved accounts).
 Suppliers to: Government and Educational Establishments, H.M. Forces. etc.
 Please add 2/- postage and packing per order.

SILICON TRANSISTORS. EX-STOCK—many others available.

BC 107 3/6	BC 172 3/2	2N 697 5/-	2N 3704 3/8
BC 108 3/-	BC 173 3/9	2N 706 2/6	2N 3705 3/2
BC 109 3/6	BC 182L 4/-	2N 706A 3/2	2N 3706 3/7
BC 115 10/-	BC 183L 3/3	2N 2926 2/6	2N 3707 3/10
BC 116 12/-	BC 184L 4/9	2N 3053 6/-	2N 3708 2/6
BC 167 3/-	BFY 50 5/3	2N 3054 15/6	2N 3709 2/4
BC 168 2/6	BFY 51 4/4	2N 3055 21/-	2N 3710 2/7
BC 169 2/9	BFY 52 5/3	2N 3391A 7/-	2N 3711 3/8
BC 170 3/-	BFY 53 4/4	2N 3702 3/6	2N 3793 3/3
BC 171 3/8	BSY 95A 3/9	2N 3703 3/2	2N 4292 3/3

We are also an Electronics Agency (960 page Catalogue 16/6 post free)

STEP UP YOUR EARNINGS
 with this complete library of know-how & practice

Tells you all about installing domestic wiring, regulations, equipment, testing, cables and faults, meters and switch-gear, lighting, water heating, space heating, cookers, refrigeration, public address equipment...
 Tells you everything you need to know to earn more.

You can have his handsomely-bound 4 volume library of facts, figures, vital theory and day-to-day practice sent to your home to examine free of charge. It will help you understand the many branches of the electrical industry from installation work of all kinds, Equipment, Instruments, Motors and Machines, Control Gear, Transformers, Rectifiers, Maintenance and Operation right through to the Generation and Distribution of electricity. In 2,350 pages there are over 2,000 "action" photos and explanatory drawings. You also receive 36 large Blueprint charts and Nuclear Power Stations Booklet. FREE GIFT Electrical Pocket Book—nearly 400 pages of useful data.



**SEE IT - USE IT
 FREE TRIAL
 FOR 7 DAYS**

To: Buckingham Press Ltd., 18/19 Warren Street, London W.1.
 Please send Practical Electrical Engineering without obligation to buy if you accept my application. I will return the books in 8 days or post—
 Tick Full cash price of £16, or
 here 16/- dep. and 16 monthly payments of 20/-.

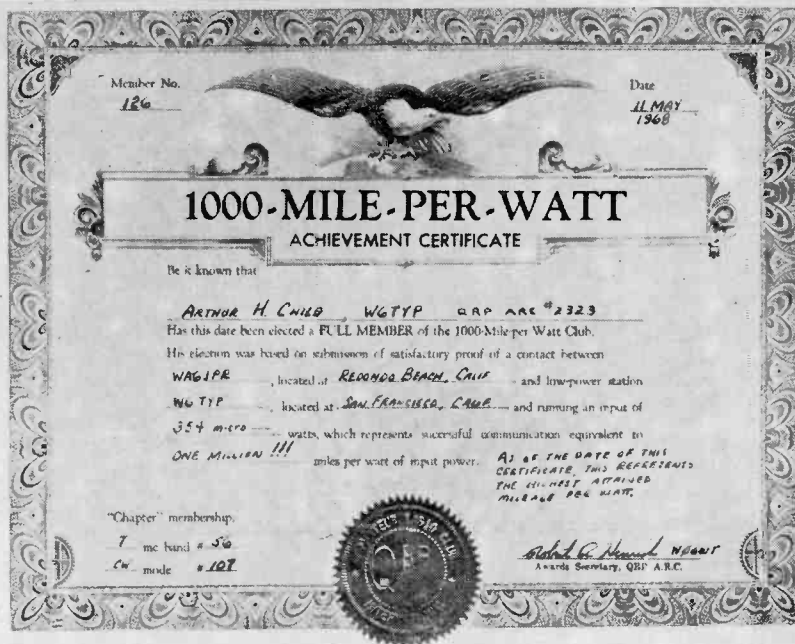
If you are under 21 your father must fill up coupon

Full Name (BLOCK LETTERS)
 Address
 County
 Occupation

Signature PEE/3830 (Credit price £16.16s.) For Eire and N. Ireland send £16 with coupon.

Please tick (if) here
 The address on left is My/our property
 Rented
 unfurnished
 Furnished
 Temporary address
 Mr.
 Mrs.
 (If none of the above please answer, here)

A WORLD RECORD



This is a reproduction of the World Record Certificate awarded to W6TYP, Mr. ARTHUR CHILD of San Francisco by the International Amateur Radio QRP Club—a WORLD BEST EVER PERFORMANCE!

Using micro power and a "Joystick" V.F.A. achieved the incredible 1,000,000 miles per watt.

The amazing properties of the Variable Frequency Antenna apply equally for reception on H.F. and Medium Waves.

Learn at home... First Class Radio and TV Courses

get a
certificate!

After brief, intensely interesting study—undertaken at home in your spare time—**YOU** can secure a recognised qualification or extend your knowledge of Radio and TV. Let us show you how.

FREE GUIDE

The New Free Guide contains 120 pages of information of the greatest importance to both the amateur and the man employed in the radio industry. Chambers College provides first rate postal courses for Radio Amateurs' Exam., R.T.E.B. Servicing Cert., C. & C. Telecoms., A.M.I.E.R.E. Guide also gives details of range of certificate courses in Radio/TV Servicing, Electronics and other branches of engineering, together with particulars of our remarkable terms of 'Satisfaction or Refund of Fee'

Write now for your copy of this valuable publication. It may well prove to be the turning point in your career.

Founded 1885—Over 150,000 successes

CHAMBERS COLLEGE

(Incorp. National Inst. of Engineering)
(Dept. 849F) 148 Holborn, London, E.C.1.

4-STATION INTERCOM



£7/15/0

Solve your communication problems with this 4-Station Transistor Intercom system (1 master and 3 Subs), in de-luxe plastic cabinets for desk or wall mounting. Call/talk/listen from Master to Subs and Subs to Master. Ideally suitable for Business, Surgery, Schools, Hospital, Office and Home. Operates on one 9V battery. On/off switch. Volume control. Complete with 3 connecting wires each 66ft. and other accessories. P. & P. 7/6.

WIRE-LESS INTERCOM

No batteries—no wires. Just plug in the mains for instant two-way, loud and clear communication. On/off switch and volume control. Price 12 gns. P. & P. 9/6 extra.

INTERCOM/BABY ALARM



Originally 6gns.

OUR PRICE ONLY

59/6

Same as 4-Station Intercom for two-way instant communication. Ideal as Baby Alarm and Door Phone. Complete with 66ft. connecting wire. Battery 2/6. P. & P. 4/6.

Transistor TELEPHONE AMPLIFIER



Usually 6gns.

59/6

Why not boost business efficiency with this incredible De-luxe Telephone Amplifier. Take down long telephone messages or converse without holding the handset. A useful office aid. On/off switch. Volume Control. Battery 2/6 extra. P. & P. 2/6. Full price refunded if not satisfied in 7 days. WEST LONDON DIRECT SUPPLIES (P/W11) 189 KENSINGTON HIGH STREET, LONDON, W.8.



IT'S A MUST
OUR
CATALOGUE
JOIN THE
THOUSANDS
OF SATISFIED CUSTOMERS
SEND NOW FOR

OUR NEW 1968/69
illustrated catalogue
NOW AVAILABLE
(send 2/- in stamps for your copy)

Catalogue contains prices and details of Amplifiers — Hi-Fi Tuners — Loudspeakers — Pick-ups — Playing Decks — Microphones — Test Meters — Hand Tools — Valves — Soldering Irons — Tape Recording Accessories etc.

OFFICIAL SUPPLIERS TO MANY
EDUCATION AUTHORITIES AND
RESEARCH ESTABLISHMENTS

Usual Educational Discounts

ALPHA RADIO SUPPLY CO

103 Leeds Terrace, Leeds 7. Tel: 25187

BI-PAK SEMICONDUCTORS

500 CHESHAM HOUSE,
150 REGENT ST., LONDON, W.1.

AC107	3/8
AC126-7-8	2/6
AF116-117	3/6
AF139	10/-
AL102	15/-
BC107-8-9	9/-
BY150-51-52	7/6
BSY26-7	3/6
BSY28-9	4/6
BSY96-95A	4/6
OC22-25	5/-
OC26-35	9/-
OC29-29	7/6
OC44-45	1/9
OC71-81	1/6
OC72-75	2/6
OC82	2/6
OC81D-82D	2/3
OC140	5/-
OC170	2/6
OC171	3/6
OC201	7/6
ORP12-60	3/6
OCPT1	8/6
OA5-10	1/9
OA47	2/-
OA70	1/3
OA79	1/9
OA81-85	1/6
OA81	1/3
OA95	1/3
OA200	3/-
OA202	3/6
2N696-7	5/-
2N706	3/6
2N708	5/-
2N2160	15/-
2N2646	15/-
2N2712	5/6
2N2926	2/6
MAT100-101	3/-
MAT120-121	3/6
ST140	4/-
ST141	4/-
Minimum Order	10/-
CASH WITH ORDER	300
PLEASE Add 1/- postage	400
and packing per Order.	500
GUARANTEED by re-	600
turn postal service. Over-	800
ness add extra for A/Mail.	1000

BRAND NEW—UNTESTED DEVICES

Satisfaction GUARANTEED in Every Pak, or money back

120 Glass Sub-min G. Purpose GERM. DIODES	10/-
60 Mixed GERM. TRANS. AF/RF	10/-
75 Germ. Diodes GOLD BONDED	10/-
40 TRANSISTORS Like OC81, AC128	10/-
60 200mA Sub-min SIL. DIODES	10/-
40 SIL. PLANAR TRANS. NPN BSY96A, 2N706	10/-
16 SIL. RECTS. Top Hat 750mA	10/-
50 SIL. PLANAR DIODES 250mA OA200/202	10/-
90 Mixed Volts 1 Watt ZENER DIODES	10/-
30 PNP-NPN SIL. TRANS. OC200/2S104	10/-
150 Mixed SIL. and GERM. DIODES	10/-
10 3 Amp SIL. RECTS. Stud Type	10/-
30 SIL. NPN TRANS. Like BC108	10/-
12 1.5 Amp SIL. RECTS. Top Hat	10/-
30 AF. GERM. ALLOY TRANS. 2G300 Series	10/-
10 1 Amp Glass min. SIL. RECTS. High Volts	10/-
30 MADT's Like MAT Series TRANS. PNP	10/-
20 GERM. 1 Amp RECTS. GJM Series	10/-
25 300 m/Ca NPN SIL. TRANS. 2N708, BSY27	10/-
30 FAST SWITCHING SIL. DIODES IN914 Micro	10/-

SIL. RECTS TESTED

TESTED SCR's

PIV 750mA 3A 10A 30A	25	7/6	30/-
50 2/-	3/-	4/6	9/6
100 2/3	3/6	6/-	15/-
200 2/6	4/6	6/6	20/-
300 3/-	4/9	8/-	22/-
400 3/6	6/-	9/6	25/-
500 4/-	6/6	9/6	30/-
600 4/3	7/-	10/-	37/-
800 4/9	8/-	15/-	40/-
1000 6/-	10/-	17/6	50/-

S-DeC

BREADBOARDING

- Fast, reliable, solderless circuit assembly
- Contacts last indefinitely
- Use ordinary components again and again
- Test *all* the circuits in the magazines

This breadboard is used professionally by development engineers throughout the world. Over 90% of current production is exported.

A booklet of projects is included with each kit giving construction details for a variety of circuits such as amplifiers, oscillators, VHF transmitter, radio, etc.

S-DeC Kit: One S-DeC with Control Panel, Jig and Accessories for solderless connections to controls, etc., with booklet "S-DeC Projects" giving construction details for a variety of circuits. 29/6d retail.

4-DeC Kit: Four S-DeCs with two Control Panels, Jigs and Accessories and the booklet "S-DeC Projects" all contained in a strong, attractive, plastic case. Ideal for the professional user. 25.17.6 retail.

AVAILABLE FROM LEADING SUPPLIERS

or in case of difficulty from

S.D.C. PRODUCTS (Electronics) LTD

THE CORN EXCHANGE, CHELMSFORD, Essex

Telephone: Chelmsford (OCH 5) 5215

EXTEND YOUR RANGE WITH

Practical TELEVISION

Outstanding Features in This Month's Issue:

COLOUR SERVICING

First of a new series showing how to install, set up and service colour receivers.

INSIDE TV TODAY

Takes a look at problems and techniques on the colour side of broadcasting.

CONVERTING A 'BUSH' TV RECEIVER FOR SOUND

Plus other constructional and technical articles

OCTOBER ISSUE OUT NOW 3/-

TRADER SERVICE SHEETS

5/- each plus postage

We can supply Trader Service Sheets and Manufacturers' Manuals for most makes and types of Radios, Tape Recorders and Televisions.

Please complete order form below for your Service Sheet to be sent by return. To:

OAKFIELD ENTERPRISES LIMITED

30 CRAVEN STREET, STRAND
LONDON WC2

Make	Model	Radio/TV

1968 List available at 2/- plus postage

If list is required indicate with X

From

Address

enclose remittance of.....
(and a stamped addressed envelope)
s.a.e. with enquiries please

MAIL ORDER ONLY (November PW)

COMMUNICATIONS RECEIVER

TYPE
T.R.G.D.X./20.C.

Brand new fully transistorised Communications Receiver. Specifications: 4 complete ranges 550 Kc/s to 30 Mc/s, covering all amateur bands, shipping and trawler bands, and broadcast bands. A highly efficient double tuned superhet, comprising R/F aerial tuning section, A.V.C. and built in B.F.O. for C.W. or SSB reception. Ideal for fixed or mobile reception. Operates from standard 9 volt battery, provided that fits internally. Gives 3 watts audio output. With speaker and headphone output. Hammer finished robust steel case of pleasing modern design with all controls on well set-out front panel. Size approx. 9 x 7 x 6 in. British manufacture. Due to huge purchase we can offer these excellent receivers at less than half their normal price. Complete with handbook £18.10.0. Carr. and ins. 15/- Headphones if required.

COLLAPSIBLE AERIAL

IN 5 SECTIONS
CLOSED 13"
OPEN 5'-6"

A fully adjustable highly efficient whip aerial. Made to exacting specifications. Copper plated sections. Brass base. An ideal aerial for TX/RX use. Easily adaptable for cars, scooters, walkie talkies etc. Brand new in maker's boxes. Only £1 each, post and packing 2/6. Two aërials for 35/-, post free.

MINIATURE TRANSISTORISED B.F.O. UNIT

This is a miniature transistorised B.F.O. unit (tunable) that will enable your set to receive C.W. or S.S.B. reception. Compact. Single hole fixing. This small unit will fit anywhere. Ideal for all Ex-Govt. Communication Receivers and most Commercial Types. Complete with fitting instructions. 49/6, post free.

MOVING COIL HEADPHONES AND MICROPHONES.

Brand new in makers' cartons. 25/-, p. & p. 5/-.

AIR/SEA TRANS/REC.

RESCUE

Compact V.H.F. Trans/Rec. Fits in the pocket. Consists of Mike/Speaker, amplifier, aerial, transmitter and receiver. Were made to operate up to 100 miles depending on terrain. Operates from dry batteries. Completely self-contained. Cost Govt. over £50 each. Regulations state must not be operated in UK so please mention "For Dismantling purposes only" when ordering. Price £21.0.0 each, p. & p. 10/-, Two sets for £5.0.0, post free. Four sets £5, carriage free. Bulk sale of 10 sets £15, carriage £1. Export enquiries invited.



12v. MULTI-PURPOSE Switching Relay

One of the most versatile relays ever made. Operates from 6 volt or 12 volt A.C. or D.C. Consists of one pair of Heavy duty D.P.D.T. contacts which are ideal for switching up to 20 amps. Plus many low current switching contacts. Metal base-plate. Ebonite terminal block. Ideal for aerial changover units. Car or house burglar alarms, model railways etc. Cost nearly £3 each. Size only 3 x 2 x 2 in. approx. Special price of 17/6 each, p. & p. 2/8. Two for 30/-, post free. Few 24 volt input versions available.

VALVE SALE

807-8/- each, three for 16/-, 6Y6-3/- each, three for 7/6, 6X7-2/- each, three for 5/-, 6K8-5/- each, three for 12/6, EF50-1/6 each, three for 5/-, 6H6-2/6 each, three for 6/-, OZ4-9d, each, three for 2/-, Three valves post free, otherwise 9d. P. & P. All Valves guaranteed and insured in transit.

Callers welcome for demonstrations 7 days per week.

GLOBE SCIENTIFIC LTD
DEPT. P.W.18, 24 CAWOODS YD.,
MILL STREET, LEEDS, 9.

40 METRE BAND RECEIVER



These excellent receivers were made for the Civil Service. It will cover the complete 40 M. Amateur band, Aircraft, and Marine and other Government Stations. It is a 5 valve superhet and works from standard dry batteries. Built in a robust metal case size 10 x 6 x 4 in. Half moon calibration tuning dial. Phone or speaker output. Not new but in excellent condition. £3.10.0. Carriage 10/- Few only. We can also supply an associated transmitter covering same band. Price including Receiver £5.10.0. carriage 10/-.

AIRCRAFT - POLICE BAND BROADCAST REC.

Listen to the thrills of Aircraft, Pilots and airports at work. Also Police Fire/Ambulance, Taxis and Civil Depts. Ideal 2 metre Ham Bands. A fully transistorised receiver covering 97-150 mc/s V.H.F. broadcasts. Robust louvered steel stove enamelled cabinet of hammer finish. Size 6 x 4 x 4 in. Operates from 9 volt battery that fits inside. Speaker or headphone output. Simple to use. Worth over £15. Now available, the de-luxe version £8.10.0. Carriage and insurance 10/-.

TRAWLER TOP BAND RECEIVER KIT

This wonderful little set will provide hours of listening pleasure. Listen to the thrilling sound of an 808 at sea. Super for listening to the Hums at work. A printed circuit layout makes it simple to build in a short time. Fully comprehensive instructions. Employs the latest components and transistors. Complete down to the last detail. An ideal project for beginners. Price 85/-. Post 5/-. Matching speaker and cabinet 30/- extra. Money back if not delighted.

TRANSISTOR POWER OUTPUT STAGE

on P.C. Board (with diagram). 5 1/2 in. x 2 in. x 1 1/2 in. high. Tested and working. OC71, OC81 and 2 x OC81 and Heat Sinks. With O.P. Trans. for 35 ohm speaker. Requires 5K Pot, Speaker and 9v. supply. Price 27/6 Post paid. 5K Log Pot + Switch 4/-, 8 in. x 2 1/2 in. 35 ohm. Speaker 10/6.

11W MAINS GRAMOPHONE AMPLIFIERS.

EZ80, ECL82, O.P. Transformer (3 ohm). Vol./On-off and Tone Control. Double wound mains transformer. 2 1/2 x 2 1/2 in. x 2 1/2 in. separate but wired to chassis, 4 in. x 2 1/2 in. x 4 1/2 in. over valves, 65/- post paid including 6 1/2 in. Speaker. (52/6 less speaker.)



NEW F.M. TUNER.


Range 87 to 107 MHz. Attractively finished metal container with cast front escutcheon. Case size 13 in. x 7 in. x 3 1/2 in. high. Mains transformer. Metal Rectifier and Valves EOC85, EF89, EF80, EOC82 as cathode follower. EM84 tuning indicator, 2 x AF117 and 2 diodes. A really fantastic performer. Price £17.17.0, tax paid and carr. paid or with Stereo Decoder. £25. Terms available this item.

2 x 4 WATT STEREO AMPLIFIER.

Printed circuit. Separate power pack and separate control panel. Metal rectifier. EOC83 and 2-EL84. Negative feedback. Vol., base, treble each channel. Muting switch and on/off. Printed circuit 4 1/2 in. x 4 in. Power Pack 7 1/2 x 4 1/2 in. x 3 1/2 in. and control panel 4 in. x 5 in., with output transformers for 3-ohm speakers on power pack. £5.10.0 (7/6 P. & P.).

TAPE AMPLIFIER FOR MAGNAVOX TAPE DECKS

— 2 or 4 TRACK



Chassis 12 1/2 x 5 1/2 x 4 1/2 in. high. Front panel "gold" finish. 12 1/2 x 4 1/2 in. 200-250 A.C. Record/Playback amp. switch Off/On-Tone: Vol./Mic.: Vol./Gram: Mic. Input: Gram. Input: Monitor: Speaker Socket Valves 6BR7: 12AX7: EM84: EL84: 6X4 Separate power pack, 2 Track £8.19.6; 4 Track £10.4.6 (6/- post each). Rexine covered cabinet (tan) 15 1/2 x 17 x 9 1/2 in. high with sloping front for amp; complete with two tweeter speakers, and special adapting brackets for Magnavox Deck 85/- (8/- carr.) 3 speed Magnavox 4 track tape deck, Type 363. £18.10.0, carr. paid. 2 x 2 Stereo deck £20.

"SUPER SIX" L.W. and M.W. TRANSISTOR RADIO KIT.

Mark 2. Complete set parts £4.2.6 (5/- post). PP6 batt. 2/9 extra. Instructions and speaker 2/- (free with kit). Superhet; ferrite rod; wooden cab. 9 1/2 x 7 1/2 x 3 in. Celestion 4 1/2 in. speaker, 6 transistors, diode, etc.

SPEAKERS IN CABINETS.

20 x 15 x 6 1/2 in. Finished Vynair and Rexine, various colours. With E.M.I. 13 x 8 in. 3 or 15 ohm speaker 90/-; with 12 in. Elac 15 ohm 15W speaker. £3.10.0 (post 10/- on either). Top quality speakers 6 x 4 in. (3 or 15 ohm), 14/8; 5 in. (3-ohm), 12/6; 4 1/2 in. (3 or 10 ohm), 12/6d.; 7 x 3 1/2 in. (3 ohm), 16/8; 13 x 8 in. (3 or 15 ohm) 41/- (post 3/6) all others post 1/6 each. 12 in. heavy duty Elac Loudspeaker 15 ohm, 20 watt, £6.6.0, carr. paid.

8 W. PEAK PUSH-PULL OUTPUT AMPLIFIER.

200-250 Volts A.C. EZ80, ECC83, 2-EL84. Base, treble, vol/on-off, £7.17.6 (post paid). Size 12 x 3 1/2 x 5 in. high. For Record Player, Radio Tuner, etc.



RADIOGRAM CHASSIS

unused but very slightly tarnished. Size 13 1/2 x 5 1/2 x 7 in. Dial 13 x 4 in. gold and brown. Controls beneath dial. Tone, Volume/on/off, MW/LW/ Gram Tuning. Ferrite rod aerial. Valves UY85 rect., UCL82, UBF89, UCH81. Limited quantity. £7.7.0, carr. paid.


EX GOVERNMENT AVO METER.

Model 7. Excellent condition, fully checked, with leather carrying case. List price new over £29. Our price £18. Carr. paid.

CLEAR PLASTIC PANEL METERS D.C.

Type KA/38C. 1 1/2 in. sq. 50 microA 30/-, 500 microA 27/6; 1mA (8-meter) 27/6; 5mA 27/6; 100mA 25/-; 300V 27/6. Post 1/6d.

6 PUSH-BUTTON STEREOGRAM CHASSIS



M.W.; S.W.1; S.W.2; V.H.F.; Gram. Stereo Gram Two separate channels for Stereogram with balance control. Also operates with two speakers on Radio. Chassis size: 15 x 7 x 6 1/2 in. high. Dial silver and black 15 x 3 in. 190-550M; 15-51M; 60-187M; VHF 86-100 Mc/s. Valves: ECC85, ECH81, EF89, 2x ECL86, EM84 and Rect. Price £19.19.0, carr. paid or £6.13.0 deposit and 6 monthly payments of 56/6. Total H.P. price £20.15.6. With Stereo Decoder fitted £7.10.0 extra.


GLADSTONE RADIO

66 ELMS ROAD, ALDERSHOT, Hants.
(2 mins. from Station and Buses). FULL GUARANTEE. Aldershot 22240
CLOSED WEDNESDAY AFTERNOON. CATALOGUE 6d.

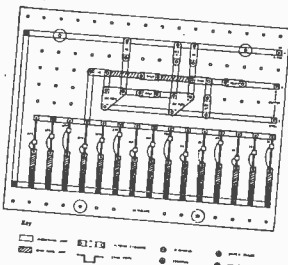
ALL ITEMS FULLY BUILT UNLESS OTHERWISE STATED
1/- in the £ discount on orders over £10.

RADIONIC

RADIO & ELECTRONIC CONSTRUCTION SYSTEM



Theoretical Circuit



Practical Layout

ELECTRONIC ORGANS

ELECTRONIC KIT, 30 circuits £19.70.

Clear, simple, versatile, this rugged system can build almost any electronic circuit. Ideal for the experimenter; the teacher; and the complete beginner. Already used by well over 1,000 schools in the U.K.

RADIO KITS

- No. 1 Set £7.10.0 14 Circuits (Earphone)
- No. 2 Set £9.0.0 20 Circuits (Earphone)
- No. 3 Set £13.10.0 22 Circuits (7 x 4in. Loudspeaker output)
- No. 4 Set £18.10.0 26 Circuits (include 6 Transistor and reflex superhets)

Full details from:

RADIONIC PRODUCTS LIMITED
STEPHENSON WAY, THREE BRIDGES
CRAWLEY, SUSSEX


Tel. CRAWLEY 27028

(Trade Enquiries Invited)

STRONGHOLD

steel shelving that adjusts every inch of its height!

Immensely strong—completely adjustable, every inch. Delivered free, mainland, with spanner provided for erection in minutes. Buy it by the bay! Cash with order 73" high x 34" wide x 12" deep unit with six shelves in heavy-gauge steel, stove enamelled grey or green! £3.15s.—Brand New! See the rest of the N.C. Brown range!



£3.15s
BRAND NEW
carriage free
on mainland



N.C. BROWN LTD.
pacesetters in storage equipment


Send your FREE BROCHURE or Send (how many) bays of steel shelving @ £3.15s. in green grey (tick which)

Name _____
Address _____
Dept. PW Eagle Steelworks, Heywood, Lancs.
Tel: 69018, London: 25-27 Newton St, W.C.2.
Tel: 01-405 7931

BARGAINS FROM



MORE TO CHOOSE FROM—LESS TO PAY
AN IMPORTANT NEW AMPLIFIER T.R.S. STEREO 4-4



5 transistor stereo amp with pre-amp: PnP/NpN arrangement. A T.R.S. design based on Mullard 4 watt modules with BC108 pre-amp. Optimum loading 12 watts, but suitable also for speakers from 3 to 15 ohms. With bass and treble cut/boost. Response—60 to 14KHz ± 3dB. This excellently engineered layout requires only wiring between controls and modules. Complete with metal chassis and simplex teak-ended cabinet for instant assembly. Stereo/Mono and Radio/P.U. switches.

Amplifier Kit with Knobs £7.19.6 (p/p 3/6)

T.R.S. Power Unit £2.5.0 (p/p 2/6)

T.R.S. Simplex Cabinet £1.17.6 (p/p 2/6)

Complete kit inc. cabinet / power pack/DIN plugs and sockets
£12.10.0
(post free)

4 prs DIN plugs and sockets if purchased separately 15/-

T.R.S. STEREO F.M. TUNER

Available shortly, this de-luxe transistor F.M. Stereo Tuner comes to you ready for instant and simple assembly. It embodies every worthwhile feature including excellent sensitivity, switchable AFC, automatic stereo function, rugged construction and modern appearance. S.A.E. brings details of this worthwhile tuner.

SINCLAIR IC-10

This fantastically minute amplifier includes pre-amp in a 13 transistor circuit a twentieth of an inch square. Delivers 5 watts (10w. peak). As advertised. With manual.



59/6 ALL SINCLAIR PRODUCTS IN STOCK AS ADVERTISED

T.R.S. MAINS POWER SUPPLY UNIT

Heavy duty, ready built mains power unit; very easy to mount.

Size: 3 1/2 x 2 x 2in. **45/-**
FU.12 giving 12V at 1.5A; FU.24 giving 24V at 0.75A. Either model (p/p 2/6)

TAPE AND FREE WALLET OFFER

With each reel of this fine tape by an internationally famous manufacturer we give a beautiful strongly made wallet in simulated leather with space for a reel each side. This is professional quality full frequency tape with metallised leader/stop foils. These library wallets solve once and for all the problems of efficient, tidy storage. 5 1/2in. reel, 1200ft., **17/6** with wallet, 6in. reel, 900ft., **12/6** with wallet, 7in. reel, 1500ft., **22/6** with wallet, p. & p. 1/6 per reel

TAPE REELS—7in., 2/3; 5 1/2in., 2/-; 6in., 2/-; 3in., 1/3 (p. & p. 6d.).

7 VALVE A.M./F.M. RG CHASSIS OFFER

A superbly powerful high performance instrument for the keenest enthusiasts. Provides tuning on long, medium and F.M. wavebands. Excellent sensitivity. Permeability tuning on F.M. Large clear dial, A.V.C. good neg. feedback. Magic eye 3W output. A.C. 220/250V. Circuit diagrams available. Aligned. **£13.19.6** tested and ready for use (Carr. and ins. 7/6). S.A.E. brings full details.

GARRARD UNITS AND PLINTHS

LM3000 Record Player with 9T.A. Stereo Cartridge. **£10.5.0**

AT.60 Mk. II De-luxe Auto-changer, die-cast turntable. Less cartridge **£13.5.0**

SP.25 De-luxe single record player, die-cast turntable. Less cartridge: **£11.19.6**

Brand new in makers' cartons. Packing and carriage on any one of above 7/6.

Available to purchasers of above Garrard Units. STEREO Sonotone 9TA/HC Ceramic with diamond, 49/6; Decca Deram with diamond, 92/6. MONO Acos UP91-1, £11/-; Goldring MX2M, 26/6.

GARRARD LAB 80 Transcription Auto-changer, £25. (Cartridge extra.) C./P. Ins. 12/6.

GARRARD PLINTH WB.1. In fine Teak for any of above units. (Packing and carriage 5/-). 65/-.

Garrard clear-view rigid Perspex cover (carriage 4/6), 62/6.

T.R.S.-MULLARD AVENUES

Stereo 10 + 10, kit £17.10.0, built £21.0.0 (p. & p. either 12/6). 2 + 2 Pre-amp, built 13 gns. (p. & p. 7/6). 5-10 Mono, kit £9.19.6, built £11.10.6 (p. & p. either 7/6).

MONEY SAVING LISTS

Eight large printed pages, packed with bargain offers including difficult to find lines. Send 6d. for latest copy.

WHEN ORDERING

Send cash with order. Post and packing where not stated add 1/- per lb; 1/9, 11b; 2/6, 21b; 5/-, 61b; 6/6, 101b; 8/-, 141b; over 10/-, S.A.E. with inquiries please.

TRS RADIO

COMPONENT SPECIALISTS
EST. 1946

70 BRIGSTOCK ROAD, THORNTON HEATH, SURREY

Telephone: 01-684 2188 • 9 a.m.—6 p.m. daily • A few doors from Thornton Heath Stn. (S.R. Victoria Station)
1 p.m. Weds. •

Practical Wireless Classified Advertisements

The pre-paid rate for classified advertisements is 1/6d. per word (minimum order 18/-), box number 1/6d. extra. Semi-displayed setting £4. 12s. 6d. per single column inch. All cheques, postal orders, etc., to be made payable to PRACTICAL WIRELESS and crossed "Lloyds Bank Ltd." Treasury notes should always be sent *registered post*. Advertisements, together with remittance, should be sent to the Advertisement Manager, PRACTICAL WIRELESS, George Newnes Ltd., 15/17 Long Acre, London, WC2, for insertion in the next available issue.

SERVICE SHEETS

SERVICE SHEETS. RADIO, TV. 5,000 Models. List 1/6. S.A.E. Enquiries. TELRAY, 11 Maudland Bank, Preston, Lancs.

SERVICE SHEETS. RADIO, TELEVISION. TAPE RECORDERS. 1925-1968 by return post, from 1/- with free fault-finding guide. Catalogue 6,000 models 2/6. Please send stamped addressed envelope with all orders/enquiries. HAMILTON RADIO, 54w London Road, Bexhill, Sussex.

SERVICE SHEETS (75,000) 5/- each: please add loose 4d. stamp; callers welcome; always open. THOMAS BOWER, 5 South Street, Oakenshaw, Bradford.

RADIO TELEVISION over 3,000 models. JOHN GILBERT TELEVISION, 1b Shepherds Bush Rd., London W.6. SHE 8441.

C. & A. SUPPLIERS SERVICE SHEETS

(T.V., RADIO, TAPE RECORDERS, RECORD PLAYERS, TRANSISTORS, STEREOGRAMS, RADIOGRAMS)

Only 5/- each, plus S.A.E.

(Uncrossed P.O.'s please, returned if service sheets not available.)

71 BEAUFORT PARK
LONDON, N.W.11

We have the largest supplies of Service Sheets (strictly by return of post) Please state make and model number alternative.

Mail order only.

EDUCATIONAL

CITY & GUILDS (electrical, etc.) on "Satisfaction or Refund of Fee" terms. Thousands of passes. For details of modern courses in all branches of electrical engineering, electronics, radio, TV, automation, etc., send for 132-page Handbook—FREE. B.I.E.T. (Dept. 168K), Aldermaston Court, Aldermaston, Berks.

BECOME "Technically qualified" in your spare time, guaranteed diploma and exam, home-study courses in radio, TV servicing and maintenance. T.T.E.B., City and Guilds, etc.: highly informative 120-page Guide—free. CHAMBERS COLLEGE (Dept. 857K). 148 Holborn, London, E.C.1.

RADIO OFFICERS see the world! Sea-going and shore appointments. Trainee vacancies during 1969. Grants available. Day and Boarding students. Stamp for prospectus. Wireless College, Colwyn Bay.

EDUCATIONAL

(continued)

RADIO OFFICER training courses. Write: Principal, Newport and Monmouthshire College of Technology, Newport, Mon.

BOOKS & PUBLICATIONS

AUDIO. America's foremost journal. Year's subscription 50/-. Specimen copy 4/6. All American radio journals supplied—list free. Willen (Dept. 40), 61a Broadway, London E.15.

SURPLUS HANDBOOKS

19 set Circuit and Notes	6/6 p/p 6d.
1155 set Circuit and Notes	6/6 p/p 6d.
H.R.O. Technical Instructions	5/6 p/p 6d.
38 set Technical Instructions	5/6 p/p 6d.
46 set Working Instructions	5/6 p/p 6d.
88 set Technical Instructions	7/- p/p 6d.
BC.221 Circuit and Notes	5/6 p/p 6d.
Wavemeter Class D Tech. Instr.	5/6 p/p 6d.
18 set Circuit and Notes	5/6 p/p 6d.
BC.1000 (31 set) Circuit and Notes	5/6 p/p 6d.
CR.100/B.28 Circuit and Notes	10/- p/p 9d.
R.107 Circuit and Notes	7/- p/p 6d.
AR.88D Instruction Manual	18/- p/p 6d.
62 set Circuit and Notes	6/6 p/p 6d.
Circuit Diagram 5/- each post free.	R.1116/A, R.1224/A, R.1355, R.F. 24, 25 and 26, A.1134, T.1154, CR.300, BC.312, BC.342, BC.348, BC.348 (E.M.P.), BC.624, 22 set.
52 set Sender and Receiver circuits	7/6 post free

Resistor colour code indicator 2/6 p/p 6d.

S.A.E. with all enquiries please.

Postage rates apply to U.K. only.

Mail order only to:

INSTRUCTIONAL HANDBOOK SUPPLIES

DEPT. PW, TALBOT HOUSE,
28 TALBOT GARDENS, LEEDS 8

SITUATIONS VACANT

ENGINEERS. A TECHNICAL CERTIFICATE or qualification will bring you security and much better pay. Elem. and adv. private postal courses for C. Eng., A.M.I.E.R.E., A.M.S.E. (Mech. & Elec.), City & Guilds, A.M.I.M.I., A.I.O.B., and G.C.E. Exams. Diploma courses in all branches of Engineering—Mech., Elec., Auto., Electronics, Radio, Computers, Draughts., Building, etc. For full details write for FREE 132 page guide: BRITISH INSTITUTE OF ENGINEERING TECHNOLOGY, (Dept. 169K), Aldermaston Court, Aldermaston, Berks.

ENGINEER for electronic service department required by large Photographic Importers. Congenial conditions, interesting work, good salary and luncheon vouchers. Telephone Clerkenwell 8031. MR. VASSEY.

RADIO and tape recorder testers and trouble shooters required. Canteen, excellent rates of pay. 8.00 a.m. to 5.00 p.m. 5-day week. Elizabethan Electronics Limited, Crow Lane, Romford, Essex. Phone: Romford 64101.

SITUATIONS VACANT

(continued)

TV and Radio. A.M.I.E.R.E., City & Guilds, R.T.E.B. Certs., etc. on 'Satisfaction or Refund of Fee' terms. Thousands of passes. For full details of exams and home training Courses (including practical equipment) in all branches of Radio, TV, Electronics, etc. write for 132-page Handbook—FREE. Please state subject. BRITISH INSTITUTE OF ENGINEERING TECHNOLOGY (Dept. 137K), Aldermaston Court, Aldermaston, Berks.

TRAIN TODAY FOR TOMORROW

Start training TODAY for one of the many first-class posts open to technically qualified men in the Radio and Electronics industry. ICS provide specialized training courses in all branches of Radio, Television and Electronics—one of these courses will help YOU to get a higher paid job. Why not fill in the coupon below and find out how?

Courses include:

- RADIO/TV ENG. & SERVICING
- AUDIO FREQUENCY
- CLOSED CIRCUIT TV
- ELECTRONICS—many new courses
- ELECTRONIC MAINTENANCE
- INSTRUMENTATION AND SERVOMECHANISMS
- COMPUTERS
- PRACTICAL RADIO (with kits)
- PROGRAMMED COURSE ON ELECTRONIC FUNDAMENTALS

Guaranteed Coaching for:

- C. & G. Telecom. Techns' Certs.
- C. & G. Electronic Servicing
- R.T.E.B. Radio/T.V. Servicing Cert.
- Radio Amateurs' Examination
- P.M.G. Certs. in Radiotelegraphy
- General Certificate of Education

Start today—The ICS Way

INTERNATIONAL CORRESPONDENCE SCHOOLS

Dept. 173, Parkgate Rd., London, S.W.11.

Please send FREE book on

Name

Address

..... 11.68

SITUATIONS VACANT (continued)

TV Service Engineer & Trainee for London retail business of the highest standing; estd. over 40 years; good position and prospects for suitable applicants with high standards of service; state age and details of experience. Box No. 82.

CAREER EMPLOYMENT OPPORTUNITIES

FOR TELECOMMUNICATIONS TECHNICIANS IN LONDON AND THE HOME COUNTIES

A number of vacancies still remain to be filled by experienced men who have obtained the City and Guilds Intermediate Certificate in Telecommunications Engineering or an equivalent or higher technical qualification.

Salary: £1,255 (at age 25) to £1,429 per annum in London; £1,130 to £1,304 per annum in Home Counties; Plus additional allowances when shift working.

Candidates and both their parents must have been British subjects at all times since birth. Previous applicants should not re-apply.

Further details and Application Forms from:

The Personnel Officer,
Diplomatic Wireless Service
Hanslope Park
Wolverton, Bucks.

Please quote ref: PW

MISCELLANEOUS

BUILD IT in a DEWBOX quality cabinet. 2in. x 2½in. x any length. D.E.W. Ltd., Ringwood Road, FERNDOWN, Dorset. S.A.E. for leaflet. Write now—Right now.

ELECTRONIC MUSIC ?

Then how about making yourself an electric organ? Constructional data available—full circuits, drawings and notes! It has 5 octaves, 2 manuals and pedals with 24 stops—uses 41 valves. With its variable attack you can play Classics and Swing.

Write NOW for free leaflet and further details to C. & S., 20 Maude Street, Darlington, Durham. Send 3d. stamp.

INSTRUMENT REPAIRS, prototype development and wiring. Electronic Design and Wiring Services, Elm Rd, Tokers Green, Reading. Tel. 75770.

NOVOTEST—DEFINITELY THE BEST

Most compact and versatile multi-purpose testmeter on the market. Beautifully designed in 5 colour scale and wording. Measures 6 x 4 x 2in. 10 Measuring ranges—50 values.

Write for descriptive literature to: Ref. PW. R. W. (I. & C.) Ltd—P. O. Box 7—Hartlepool, Co. Durham.
Sole distributors for the U.K.
Obtainable through the wholesale trade.

FOR SALE

SEE MY CAT. for this and that. Tools, materials, mechanical and electrical gear—lots of unusual stuff. This Cat. is free for the asking. K. R. WHISTON (Dept. PWC), New Mills, Stockport.

MINIFLUX HEADS

Special offer SKN4 ½-track stereo record/playback head (list 8 gns.). Special offer 55/-, Miniflux LF6-0 self oscillating half-track mono erase head, list £3.10.0. Offered at 22/6. VLF4 ½-track ferrite erase head, list £4.5.0. Offered at 32/6. S.A.E. for full lists.

LEE ELECTRONICS

400 EDGWARE ROAD. PADdington 5521.

FOR SALE (continued)

MICRO MAINS TRANSFORMERS: 6-0-6V; 12-0-12V, 1316. BELL. 59 Fairfield Drive, Monkseaton, Northumberland.

YUKAN SELF-SPRAY
50 PROFESSIONAL THE YUKAN AEROSOL WAY

Get these NOW! **air drying GREY HAMMER OR BLACK WRINKLE (CRACKLE) finishes**

Yukan Aerosol spraykit contains 16 ozs. fine quality durable easy instant spray. No stove baking required. Hammers available in grey, blue, gold, bronze. Modern Eggbeater Black Wrinkle (Crackle) all at 14/11 at our counter or 15/11 carriage paid, per push-button self-spray can. Also Durable, heat and water resistant Black Matt finish (12 ozs. self-spray cans only) 13/11 carriage paid.

SPECIAL OFFER: 1 can plus optional transferable snap-on trigger handle (value 5/-) for 15/11 carriage paid. Choice of 13 self-spray plain colours and primer (Motor car quality) also available.

Please enclose cheque or crossed P.O. for total amount to:
YUKAN, Dept. PW, -LONDON, W2.

We supply many Government Departments, Municipal Authorities, Institutes and Leading Industrial Organisations—write you too.

Closed ALL DECEMBER for annual holiday.

Boxes of B.A. Nuts and Bolts, all Brand new and high grade machine cut items, invaluable to all Service men, experimenters etc. Bolts include 2.BA, 4.BA and 6.BA up to 2" long, various heads, mainly brass, approx. 3-400 items per box, our Special Price 7/6d. plus 2/-d. Post and Packing. WALTON'S WIRELESS STORES, 55a Worcester Street, Wolverhampton, Staffs.

HIGH GLOSS METALLIC HAMMERED ENAMEL MAKES FANTASTIC DIFFERENCE TO PANELS

say hundreds of enthusiastic users

Crackle pattern appears like magic on wood and metal. No undercoat. Air dries 15 min. to hard glossy finish. Heat, liquid and scratch-proof. Lt. and Dk. Blue; Bronze; Silver; Green; Black. Send NOW for free list, or 8/- (+ 1/6 post and packing) for trial 1pt. tin, colour samples and instructions.

BRUSH OR SPRAY-ON

Hammerite

FINNISH SPECIALTY PAINTS, Dept. P.W. STODCKSFIELD (Tel. 2280), Northumberland

MORSE MADE EASY !!

FACT NOT FICTION. If you start **RIGHT** you will be reading amateur and commercial Morse within a month. (Normal progress to be expected.)

Using scientifically prepared 3-speed records you automatically learn to recognise the code RHYTHM without translating. You can't help it, it's easy as learning a tune. 18 W.P.M. in 4 weeks guaranteed.

For details and course (C.O.D. ring, a.t.d. 01-660 2896) send 8d. stamp for explanatory booklet to:
68CHS/P. 45 GREEN LANE, PURLEY, SURREY

WANTED

WANTED. Newnes Radio and T/V Servicing, Vol. 1964-65. Undamaged. State price. JONES, 2 Kilburn Avenue, Manchester 9.

WE BUY New Valves, Transistors and clean new components, large or small quantities, all details, quotation by return. WALTON'S WIRELESS STORES, 55 Worcester Street, Wolverhampton.

WANTED: Popular Brand New Valves. R.H.S. Stamford House, 538 Great Horton Road, Bradford 7.

DAMAGED Avo Meters. Models 7 and 8, Damaged Meggers, any quantity. Send for packing instructions. HUGGETT'S LTD., 2/4 Pawson's Road, West Crofton.

VALVES WANTED, brand new popular types boxed. DURHAM SUPPLIES, 367c, Kensington Street, Bradford 8, Yorkshire.

WANTED (continued)

WANTED NEW VALVES, televisions, radio-grams, transistors, etc. STAN WILLETTS, 37 High Street, West Bromwich, Staffs. Tel.: WES 0186.

WE BUY New Valves and Transistors. State price. A.D.A. MANUFACTURING CO., 116 Alfreton Road, Nottingham.

WANTED NEW VALVES ONLY

Must be new and boxed
Payment by return

WILLIAM CARVIS LTD
103 North Street, Leeds 7

METAL WORK

METAL WORK: All types cabinets, chassis, racks etc., to your specifications. PHILPOTTS METAL WORKS LTD., Chapman Street, Loughborough.

ELECTRICAL

240 VOLT ELECTRICITY ANYWHERE



MOST BRILLIANT PERFORMANCE EVER from 12 volt Car Battery

BRILLIANT HEAVY DUTY 240 volt AMERICAN DYNAMOTOR with BIG 220 WATT OUTPUT. Marvellous for TELEVISION, ELECTRIC DRILLS, MAINS LIGHTING and ALL UNIVERSAL AC/DC MAINS EQUIPMENT. Marvellous for Fluorescent lighting. Thousands of uses. Tremendous purchase of this de luxe model makes fantastically new low price possible. ONLY £6 each plus 10/- delivery. C.O.D. with pleasure. MONEY BACK if NOT DELIGHTED. Please send s.a.e. for full illustrated details. (Dept. PW) STANFORD ELECTRONICS, Rear Derby Road, North Promenade, BLACKPOOL, Lancs.

AERIALS

Enthusiasts THE T.M.P. EXPERIMENTAL AERIAL KIT

A unique collection of alloy elements, dipoles, booms, clamps, mast reflectors, nut & bolts, cables even a compass! etc., to make up various experimental aerials to cover all bands. This includes TV transmissions, SW for the radio amateur, VHF for BBC FM. Amateurs on 2 and 4 MTrs, Aircraft, Police etc., UHF for experiments on BBC 2 and Ultra High Frequencies. These Kits can be used indoor or outdoor. Robust construction with simplified detailed plans for easy assembly. *The Wonder T.M.P. Kit costs only 89/6—no extra for carriage.* Despatched to any address in UK within 7 days.

TUBULAR METAL PRODUCTS 7 LOWESMOOR TERRACE, WORCESTER

RECEIVERS & COMPONENTS

WHARFEDALE UNIT 3. This amazing Hi-Fi Speaker Kit complete with ready-to-assemble Cabinet to Wharfedale specifications. Send S.A.E. for details to:
EATON AUDIO FITMENT
Dept. W.
Leopold Street, Long Eaton, Nottingham.

RECEIVERS & COMPONENTS
(continued)

SEMICONDUCTOR BARGAINS

18130	2/6	AF117	5/-	BY210	9/-
18132	2/6	AS221	4/6	BY211	7/6
2N896	5/-	ASV26	4/6	BY212	6/6
2N897	5/-	ASY27	8/6	BY213	5/-
2N706	3/6	ASY28	6/6	NKT261	4/6
2N706A	3/6	BC107	3/6	NKT262	4/6
2N1302	4/6	BC108	3/6	NKT264	4/6
2N1304	5/6	BC109	3/6	NKT495	15/-
2N1305	5/6	BCY34	4/6	NKT713	5/6
2N2220	5/6	BCY70	6/6	NKT781	6/6
2N2869A	8/-	BCY71	10/6	OC23	8/-
2N2905	8/-	BCY72	6/6	OC28	7/6
2N2905A	8/-	BFN13	6/6	OC35	7/6
2N2926	3/6	BFX29	15/-	OC36	7/6
2N3053	7/6	BFX84	8/-	OC45	2/6
2N3055	19/6	BFX85	10/-	OC47	2/6
2N3702	4/-	BFX86	8/-	OC71	2/6
2N3704	4/6	BFY50	5/6	OC72	2/6
2N3705	4/6	BFY61	4/6	OC75	3/6
2N3706	4/6	BFY52	5/6	OC81	4/-
2N3707	4/-	BHX19	5/6	OC170	6/-
2N3819	10/-	BHY26	4/-	OC171	6/-
AC107	6/-	BHY27	4/-	OC200	5/6
ACV17	5/-	BHY28	4/-	OC201	5/6
ACV18	5/-	BHY29	4/6	OC202	8/6
ACV19	5/-	BHY38	4/6	OC271	8/6
ACV20	4/-	BHY39	4/6	OC272	8/6
AD140	8/-	BHY40	4/6	OA81	1/6
AD149	8/-	BSY95A	4/6	OA91	1/6
AF114	5/-	BY100	4/6	OA202	2/-

A. MARSHALL & SON (LONDON) LTD.
28 Cricklewood Broadway, London NW.2
Telephone: 01-452 0161

RECEIVERS & COMPONENTS
(continued)

BARGAIN LIST

Transistors. OC70, OC71, OC72, OC81, OC81d, OC45, OC170, OC171, at 2/- each.
AF114, AF115, AF116, AF117, at 2/6 each.
OC140, BSX26, BY212, BY216, at 3/- each.
Metal Rectifiers, 12v 1 amp contact cooled TOC 3/9 each.
Metal Rectifiers, 12v 2 amp 3/6 each.
Metal Rectifiers, 12v 4 amp 7/8 each.
TV Metal Rectifiers 250v 200mA 4/6 each.
Edgewise Volume Controls, 5k Jap Replacement 3/6.
Panel Meters, New, Square Clear Plastic front, 1.65 x 1.65in. 0-1mA 2x.
Toggle Switches, spst 2/-, dpdt 3/- each.
New Resistances small & watt 8d. each, all values.
Transformers—Subminiature, output 3 ohm for OC72 etc. at 2/6 each.
Transformers—Subminiature Driver for above 2/6.
Jack Plugs 3.5mm 1/8 each. Pax Panels 6 x 4in. 10d. each.
Small Electrolytic Condensers
50mf 50v 1/8. 1 Tubular condensers 500v 4d.
25mf 25v 1/8. BA Low Loss v/4d. each.
4in. Iron Dust cores 4d. doz. Miniature Slide switches 1/8 each.

Mail Order Only P. & P. 1/- SAE for List


HALSE SERVICES
36 Gloucester Road
Feltham, Middlesex

RECEIVERS & COMPONENTS
(continued)

Printed circuit capacitors, tubular ceramic 3-3 pf and 50 pf 6/- per 100.
Disc ceramic P.C. .01 mf 500 vw (erie) approx 7/16 dia. 10/- per 100.
Disc ceramic wire ended .01 mf 12 vw. 3/- doz.
Hunts 1-mf. 350 vw. P.C. mounting approx 1/2 dia x 1" long 12/- per 100 or 2d each.
Mixed bag silver mica and ceramics approx 160 10/-, 80 pf small silver mica ideal for transistors 4/- per 100.
Double gang pots. 500k + 500k lin 1" dia., 250k + 250k log. long spindles 3/- each.
Slider pots. 250k, 2 meg. 2/6 per doz.
Transistor driver and output transformers suit OC81s etc. reduced to 6/- pair. (approx 1 watt rating) 500 mw 4/- pair.
Transistor 1 mf 50 vw 3/- doz.
Transistor electrolytics 2 mf 6vw, 4 mf 64vw, 20 mf 6 vw, 50 mf 6 vw, 100 mf 6vw, 6d each. 100 mf 9vw, 150 mf 12 vw, 350 mf 9 vw, 8d each. 400 mf 15 vw, 500 mf 9 vw, 9d each. 1000 + 1000 mf 18 vw can neg. 2/-, 1000 mf 50 vw 4/6 each.
Smoothing capacitors, 100 - 1000 50 mf 275 vw, 100 + 300 - 100 - 16 mf 4/- each.
Small M.W. ferrite aerials 2" long 3/- each.
Goodmans 4" sq. loudspeakers brand new boxed 15 ohm imp. 11/8 post paid.
Polystyrene capacitors 1000 pf 5000 pf 30 vw. 5% 10, 25, 36, 60, 110, 250, 375, 470, 820 pf 125 vw, 24 and 5% 33, 100, 120, 137, 1000 pf 350 vw. all 2/6 doz.
4700 pf paper capacitors 125 vw. 1d each.
MAIL ORDER ONLY S.A.E. FOR LISTS
POSTAGE up to £1 - 1/6. £1 to £2 + 2/3, up to £5 + 3/6, over £5 free.

A J H ELECTRONICS
59 Waverley Road . The Kent
Rugby . Warwickshire

150 NEW ASSORTED Capacitors, Resistors, Silvered Mica, Ceramic, etc. Carbon, Hystab, Vitreous, 4-20 watt, 12/6 Post Free. WHITSAM ELECTRICAL, 33 Drayton Green Road, West Ealing, W.13.



TRANS/RECEIVER TWO TWO
This is one of the latest releases by the govt. of an extremely recent R/T set covering 2-8Mc/s in TX switched bands, containing 13 valves (3 EL32s in TX output) which can be used for more CW or R/T. Also has netting trimmer, BFO, RF and AF controls, switched meter for checking all parts of set, size 17 x 8 x 12 in. Power required LT 12v D.C., HT 250V D.C. Supplied brand new and boxed with headphones and mike also two spare valves and circuit of set. Few only at £5.10.0, carr. 30/- New plug in power supply made by us for either 12V D.C. input £3.10.0 or 200/250V A.C. £3.17.6.

V.H.F. TRANS/RECEIVER
THIS IS THE AFV VERSION WHICH CONTAINS A SQUELCH CIRCUIT USING 3 MORE VALVES MAKING A TOTAL OF 18. EVERYTHING ELSE AS BELOW.

This is a modern self contained tunable V.H.F. low powered frequency modulated transmitter/receiver for R.T. communication up to 8-10 miles. Made for the Ministry of Supply at an extremely high cost by well-known British makers, using 15 midget B.G. 7 valves, receiver incorporating R.F. amplifier, Double superhet and A.F.C. Slow motion tuning with the dial calibrated in 41 channels each 200 kc/s apart. The frequency covered is 39 mc/s-48 mc/s. Also has built-in Crystal calibrator which gives pipe to coincide with marks on the tuning dial. Power required L.T. 41 volts, E.T. 150 volts, tapped at 90 volts for receiver. Every set supplied complete with valves and crystals. New in carton, complete with adjustable whip aerial, and circuit. Price £4.10.0, carriage 10s.

JOHN'S RADIO

OLD CO-OP, WHITEHALL ROAD, DRIGHLINGTON, BRADFORD. Tel: DRIGHLINGTON 2732

COMPONENTS

POSTAL SERVICE

★ **RECHARGEABLE BATTERIES**
(Sealed DEAC Ni-Cad)

PP3 Equiv.: 9v. 39/- (p & p 2/- ea.)
U2 Equiv.: 1.25v. 35/9 (p & p 2/- ea.)
U7 Equiv.: 1.25v. 14/8 (p & p 1/6 ea.)
U11 Equiv.: 1.25v. 28/6 (p & p 1/6 ea.)

★ **NEW BARGAIN PACK**

100 Hi-Stab Resistors. 30 Silicon diodes (ungraded). 8 Rectifiers (top hat) ... 15/-

★ **ASSORTED RESISTORS** — Hi-Stab. 300 off (5%, 1/10, 1/4 watt, worth £3) ... 15/- (P. & P. 1/6 per order) C.W.O.

S.A.E. for list of Industrial Components for the Home Constructor.

ELMBRIDGE INSTRUMENTS LTD.

Island Farm Avenue, West Molesey, Surrey

STELLA NINE RANGE CASES

Manufactured in Black, Grey, Lagoon or Blue Steivette and finished in Plastic-coated Steel, Morocco Finish with Aluminium end plates. Rubber feet are attached and there is a removable back plate. There is also a removable front panel in 18 s.w.g. Alloy.

LIST OF PRICES AND SIZES
which are made to fit Standard Alloy Chassis

Width	Depth	4" Height	6" Height	8" Height	7" Height
£ s d	£ s d	£ s d	£ s d	£ s d	£ s d
61"	3 1/2"	10 0	12 6	14 6	14 6
61"	4 1/2"	11 6	14 6	16 6	16 6
81"	3 1/2"	12 6	16 0	17 9	17 9
81"	6 1/2"	17 9	1 1 6	1 5 0	1 5 0
101"	7 1/2"	1 3 0	1 8 0	1 11 9	1 11 9
121"	3 1/2"	17 9	1 1 9	1 4 9	1 4 9
121"	5 1/2"	1 2 3	1 7 0	1 10 6	1 10 6
121"	8 1/2"	1 8 9	1 14 6	1 18 9	1 18 9
141"	3 1/2"	1 0 6	1 5 0	1 7 3	1 7 3
141"	9 1/2"	1 15 0	2 4 9	2 7 0	2 7 0
161"	6 1/2"	1 11 0	1 17 0	2 1 3	2 1 3
161"	10 1/2"	1 19 3	2 10 0	2 17 6	2 17 6

Cases—Post 4s. 6d.

CHASSIS in Aluminium. Standard Sizes with Gusset Plates
Sizes to fit Cases. All 2 1/2" Walls.

8 d	8 d	8 d	8 d		
6" x 3"	5 6	10" x 7"	8 6	14" x 3"	7 3
6" x 4"	5 9	12" x 3"	6 9	14" x 9"	14 6
8" x 3"	6 6	12" x 5"	7 6	16" x 6"	10 9
8" x 6"	7 9	12" x 8"	10 9	16" x 10"	16 0

Chassis—Post 3s. 0d.

E. R. NICHOLLS

Manufacturer of Electronic Instrument cases

46 LOWFIELD ROAD
STOCKPORT - CHESHIRE

Tel: STockport 2179

SURPLUS BARGAINS
(EX GOVT.)

35FT AERIAL MASTS
Seven 5ft. 8in. interlocking sections of 2in. diameter heavy gauge steel tube, complete with swivel base calibrated in degrees, nine nylon guy lines and ground spikes. Finished olive green. £18. Carr. 30/-.

70FT MAST. 14 sections as above with 12 nylon guy lines and spikes plus block and tackle, £32.10.0. Carr. 50/-.

MAKE YOUR OWN AERIAL MAST :

5ft. 8in. sections as above 20/- per section. Carr. 3/- each. Nylon guy lines with semi-automatic tensioner. 37ft. 7/6 each; 50ft. 8/6 each; 60ft. 10/- each. P. & P. 2/- each. Swivel base 30/-, Carr. 10/- Ground spikes 4/6 each. P. & P. 1/6 each.

TELESCOPIC AERIAL MASTS. Tubular steel copperplated spray finish, ring can locking on each section provides for full or any height required. Suitable all fixings and base locations. Bottom section 1 1/2in. diameter. 20ft. 4 section. Closed 5ft. 9in. Weight 16lb. 70/-, Carr. 15/- 20ft. 4 section plus 12ft. whip. Weight 17lb. 80/-, Carr. 15/- 34ft. 6 section. Closed 6ft. 6in. Weight 20lb. 90/-, Carr. 15/-.

11-12FT. WHIP AERIALS. With captivated wire. Folds to 2ft. for easy storage. 15/-, P. & P. 3/6. 8ft. ditto 9/6, P. & P. 3/6. 5ft. 6in. Collapsible AERIAL with flexible base 15/-, P. & P. 3/6.

ROTARY TRANSFORMERS BY HOOVER
12v. D.C. input. Output 250v. D.C. at 125mA 25/-, P. & P. 4/6. 12v. D.C. input. Output 490v. D.C. at 65mA 25/-, P. & P. 4/6.

REJECTOR UNITS. For rejecting unwanted signals. Switched 4 ranges 1.2-10 Mc/s. 30/-, P. & P. 4/6.

R.F. ANTENNA TUNER (A.T.U.). 160/80/40 metres. 25/-, P. & P. 2/6.

D.L.E. BALANCED ARMATURE HEAD-PHONES 12/6, P. & P. 2/6. Also with throat mike 18/-, P. & P. 3/6.

FAMOUS NO. 19 SET TRANS/RECEIVER

Covers 2-8 Mc/s in 2 bands. 11 valve superhet transceiver including 807 P.A. Power reqs. LT 12v. H.T. rec. 275v. H.T. transmit 500v. D.C. Slightly used 65/-, Carr. 10/- Selected condition 85/-.

Carr. 10/- All 19 set ancillary parts available.

S.A.E. all enquiries (please print clearly).

A.J. THOMPSON (Dept. P.W.)

"EILING LODGE", CODICOTE, HITCHIN, HERTS.
Phone: CODICOTE 242

Hours of business Monday to Friday 8-5. Sat. 8-12.
Prices correct at time of press but subject to increase

RECEIVERS & COMPONENTS (continued)

BARGAIN PARCELS of new surplus Electronic Components, 3/-, 5/-, 10/-, post free. **DOLPHIN ELECTRONICS**, 5 Pooles Way, Briar Close, Burntwood, nr. Lichfield.

SUPERIOR QUALITY NEW RESISTORS

Carbon film	Low noise	High stability
Power	Range	series per doz per 100
1W	5% 5.1Ω to 330kΩ	E24 1/10 14/6
1W	1Ω to 4.7Ω	E12+id. per resistor
1W	10% 4.7Ω to 10MΩ	E12 1/9 13/6
1W	5% 4.7Ω to 10MΩ	E24 2/2 17/-
1W	10% 4.7Ω to 10Ω	E12 3/3 25/10

1/8 less per 100 in 100% of one ohmic value.
PLEASE state your choice of values.

QUALITY CARBON SKELETON PRE-SETS:
100Ω, 250Ω, 500Ω, 1kΩ, 2kΩ, 2.5kΩ, 5kΩ, 10kΩ, 20kΩ, 25kΩ, 50kΩ, 100kΩ, 250kΩ, 500kΩ, 1MΩ, 2MΩ, 2.5MΩ, 5MΩ, 10MΩ.

Available in horizontal or vertical mounting 1/- each.
LOW COST VOLUME CONTROLS. 100Ω to 10MΩ
in 2/3 each. 5kΩ to 5MΩ log 2/3 each.

CERAMICS: 1000, 2200, 4700pF, 500V 5d, 0-005, 0-01, 0-02, 0-05μF 50V 5d. **POLYSTYRENE** 10pF to 820pF 5d.

ELECTROLYTICS: 5, 10, 25, 50μF, 10V, 5, 10μF 25V, 9d, 100, 200μF 10V, 25, 50μF 25V 1/-, 8ul-min Mullard C426 range; all values in stock.

ALL PEAK SOUND PRODUCTS AND KITS AVAILABLE AT ADVERTISED PRICES.

EVERYTHING BRAND NEW - NO 'SURPLUS'
SEND 1/- for our catalogue containing data on 200 up-to-date semiconductors available from stock as well as many other components, also transistor equivalents table. Available to every serious experimenter and designer. Everything at best possible prices.

*DISCOUNTS: 10% over £3, 15% over £10.
Post and Packing: 1/- under £1, free over £1.


ELECTROVALUE Dept. PW.10
6 MANSFIELD PLACE ASCOT BERKSHIRE

SPECIALISTS IN READY TO ASSEMBLE Speaker Enclosures from bookshelf to the larger 3 speaker system models. Satisfaction assured. Send S.A.E. for details. **EATON AUDIO FITMENTS**, Dept. W1, Leopold Street, Long Eaton, Nottingham.

RECEIVERS & COMPONENTS (continued)

COMPLETE RANGE of Amateur, Aircraft, Communications receivers. Chassis, panels, meters, cabinets, microphones, etc. **Stephens-James Ltd.**, 70 Priory Road, Liverpool 4. Tel. 051-263-7829.

WE ARE BREAKING UP COMPUTERS



COMPUTER PANELS (assorted) 2 x 4in. 8 for 10/- POST FREE, with min. 30 transistors.
100 for 65/- + p. & p. 6/6. 1,000 for £30 + carr.

GIANT PANELS 5 1/2 x 4in. with 20 Transistors, 30 Min. Diodes, 36 Min. Resistors and 9 56uH Inductors on each board. 3 for £1. Post Free.

PANELS with 2 Power Transistors sim. to OC28 on each board + components. 2 Boards (4 x OC28) 10/-.

POWER TRANSISTORS, sim. 2N174 ex. eqpt. 4 for 10/-, p. & p. 1/-.

OVERLOAD CUT OUTS Panel Mounting in the following values at 5/- each: 2, 3, 4, 5, 7, 8 amp.

TOS TRANSISTOR COOLERS, 716 doz.
MINIATURE GLASS NEONS, 12/6 doz.
LONG ARM TOGGLE SWITCHES, ex eqpt. 15/- doz., p. & p. 2/6.

NEW MIXED DISC CERAMICS, 150 for 10/-, p. & p. 1/-.

LARGE CAPACITY ELECTROLYTICS, 4 1/2in. diam. Screw Terminals. All at 6/- each + 1/8 each p. & p.

4,000 Mfd. 72v. D.C. wkg. 16,000 Mfd. 30v. D.C. wkg. 6,300 Mfd. 75v. D.C. wkg. 25,000 Mfd. 15v. D.C. wkg. 10,000 Mfd. 35v. D.C. wkg. 1,300 Mfd. 180v. D.C. wkg.

KEYTRONICS, 52 Earls Court Road, London, W.8.
Mail Order only. Send 1/- stamps for list.

RECEIVERS & COMPONENTS (continued)

COMPONENTS AT GIVE-AWAY-PRICES!
Comprising: Transistors; 1% Resistors. Condensers; Diodes; Valve Holders; plus a very useful 9-way plug/sockets. Over 100 components from ex-Brand New Equipment, 10/- or 250 assorted as above 20/-. Post paid. Order now and avoid disappointment. **DIAMOND MAIL ORDER PRODUCTS**, Prospect House, Canal Head, Pocklington, York.

WHITELEY ELECTRICAL Wavemeter/Signal Generators W1649. £2.17.6. Carriage 15/-. AVO Valve Voltmeters CT54 £10. **MARCONI INSTRUMENTS** UHF Signal Generators TF762, 290-610 Mc/s £20, Carriage £1. S.A.E. for list. **NOYCE**, High Laws, Silloth, Cumberland.

PLEASE MENTION

"PRACTICAL WIRELESS"

WHEN REPLYING TO


ADVERTISEMENTS

Broadway ELECTRONICS

SPEAKER SYSTEMS



THE CAXTON COLUMN This is a column cabinet. Size 22 1/2 x 5 x 6 1/2in. fitted with 3 speakers. This will handle 8 watts and will improve the quality of any tape recorder or record player. Finished in wood grain cloth and sandstone Vynair. A real bargain at 58/6 plus 10/6 P. & P.



THE IMP. Extension 8 speaker Cabinet. Wedge shaped. size 7 1/2 x 6 1/2in. fitted with 7 x 4 in. speaker

Covered with attractive walnut with fawn Vynair front. Keyhole slot in back. Only 25/6 Post 2/6. Note: All cabinets new and made with iron chipboard. All speakers ex TV reconditioned hi flux magnet. All carefully tested before despatch.

SPEAKER ENCLOSURES
Haydon - 16 1/2 x 15 1/2in. fabric covered suitable for 12in. speaker, 50/-, P. & P. 9/-.
Table top or wall mounting enclosure for 13 1/2 x 8in. speakers, 37/6, P. & P. 6/-.
Corner Cabinet in natural teak finish for 13 1/2 x 8in. speaker also cut out for tweeter, £3.15.0. P. & P. 8/6.

SPEAKERS:
Elac Heavy Duty Ceramic Magnets 11,000 line, 10in. round, 10 x 6in. 3 ohm or 15 ohm, 48/6, P. & P. 3/6.
8in. round 15 or 3 ohm, 42/6, P. & P. 3/6, E.M.I. 13 1/2 x 8in. 15 or 3 ohm, 45/-, P. & P. 3/6, E.M.I. Tweeter, 15/-, P. & P. 1/6. Bakers 12in. 25 watt 15 ohm. £5.5.0. P. & P. 3/6. Condenser for crossover, 2/6. Terminals 2/6 pair, P. & P. 1/-. All other speakers supplied - Goodmans, Bakers, W.B., Wharfedale, Eagle, Tripletone.

PYE TV REMOTE CONTROL UNITS. Grey and Red plastic case. 2 white/silver knobs. 2 volume controls. 500K and 100K, small chassis, 7 yards 5-way cable with octal plug. Brand new, boxed. Only 6/6. P. & P. 2/6. Last few only!

EARPIECES WITH CORD and 3-5 mm. plug, 8 ohm magnetic, 3/-, 250 ohm 4/-, 180 ohm with clip, 6/6. Xtal 4/-, P. & P. nd.
TRANSISTOR SPEAKERS 8 ohm 2in. 8/6; 3in. 10/6; 3 1/2in. 12/6, P. & P. 1/-.
VYNAIR, widths from 40 to 54in. 13/6 yd. off roll. P. & P. 1/9; 1 yd. 7/6, P. & P. 1/9. Send 6d. stamps for samples.
SPEAKER MATCHING TRANSFORMERS, 3, 7, 15 ohms, 8 watts, 11/6, P. & P. 1/6.
PANEL LIGHTS, 6v. Red, Blue, Green, Yellow, White (uses Lilliput bulbs), 3/- each, P. & P. 1/-.
NEON PANEL LIGHTS 200-250v. 3/- each, P. & P. 1/-.
ROTARY SWITCHES: 2 Pole Mains Switch, 3/-, 1 pole 12 way, 2 pole 2 way, 3 pole 3 way, 3 pole 4 way, 4 pole 3 way, 3/6 each, P. & P. 1/-.
CARTRIDGES:
GP83 17/6. Reuter STD/2 17/6. GP91/1 20/-. Mono Sonoone, 2TS 15/-, Acos GP67/2 high output 18/6. P. & P. 1/- each.
MICROPHONES:
Xtal Hand Mikes. BM3 and 200C 35/-, P. & P. 3/6. BM3 with stand 47/6, P. & P. 3/6. ACOS Mike 45 21/-, ACOS Mike 40 18/6. Dyn. Mike DM-391 22/6, CM21 Xtal 12/6. CM20 Xtal 9/6. Telephone Pick-up 10/6, P. & P. 1/-.
Xtal Lapel Mike 7/6. Guitar. Mike 12/6, P. & P. 1/-.
BARGAINS IN TRANSISTORS:
OC2, 75, 82, 83, AAZ12, BY38, BCZ11, 3/6. OCT1, 81, 3/-, R.F. Packs 1 OC44, 2 OC45, 8/6. A.F. Packs 1 OC811, 2 OC81 (Mullard), 8/6. GET113 Red Spot 2/-, OC26, 28, 29, 9/6. ORP12 Light Cell, 8/6. Diodes OA81 2/3, OA91, OA95, 1/9, P. & P. 1/-.
TRANSISTOR ELECTROLYTICS:
1, 2, 4, 5, 8, 10, 16, 25, 32, 50, 100 mfd 15 volt working 1/3, P. & P. 1/-, 250 mfd DC 3/-, 500 mfd 12v DC 3/-, 500 mfd 25v DC 3/6, P. & P. 1/-.
PAPER CONDENSERS for Cross-Over Units 2 mfd 2/6, P. & P. 1/-.
FERRITE RODS, 6" x 1/2", 6" x 3/4", 2/6; 4 1/2" x 1/2", 6" x 1", 2/6; 8" x 1", 3/-, P. & P. 1/- each.
FERRITE RODS WITH COILS, 4 1/2" x 1/2", 3/6; 8" x 3/4", 5/6, P. & P. 1/- each.
PIANO KEY PUSH BUTTON SWITCHES, 7 button inc. mains on/off, 6 banks of 6 P.C.O. 8/6, P. & P. 1/-.

92 MITCHAM RD., TOOTING BROADWAY, LONDON, S.W.17 Telephone 01-672 3934
(Few minutes from Tooting Broadway Tube)
(Closed all day Wednesday)

DESIGNERS GUIDE TO BRITISH TRANSISTORS

By KAMPEL 25/- P. & P. 1/-

Transistorised Amateur Radio Projects by Caringella 25/-, P. & P. 1/-.
Electronic Novelty Designs by KampeL 8/6, P. & P. 3d.
T.V. Fault Finding by Data 8/6, P. & P. 9d.
Tape Recorder Servicing Mechanics by Schroder 21/-, P. & P. 1/-.
Amateur Radio Circuits Book by Radio Society 10/6, P. & P. 1/-.
Silicon Controlled Rectifiers by Lytel 21/-, P. & P. 1/-.
Solid State Power Supplies and Converters by Lytel 20/-, P. & P. 1/-.

UNIVERSAL BOOK CO.

12 LITTLE NEWPORT STREET
LONDON, W.C.2
(Leicester Square Tube Station)

FOOTBALL POOL COMPUTER

- FORECASTS RESULTS
- CHEAP, EASY TO BUILD
- ANYONE CAN OPERATE IT -
- SCIENTIFIC AID TO WINNING

Analogue Computer

- Very simple, cheap, easy-to-build circuit.
- Multiplies and divides.
- Fascinating demonstration of computer principles.

Circuits of the above, with two further simple Electrical Analogue circuits. Binary Adder/Subtractor and Naughts and Crosses Machine Circuits, 4/6 post 6d.

PLANET INSTRUMENT CO.
25(W) DOMINION AVE. LEEDS 7

Head Office and Warehouse
44A WESTBOURNE GROVE
LONDON W2
Tel. PARK 5641/2/3

Z & I AERO SERVICES LTD.

Please send all correspondence and Mail-Orders to the Head Office
When sending cash with order, please include 2/6 in £ for postage and handling
MINIMUM CHARGE 2/- . No C.O.D. orders accepted.

Retail Shop
85 TOTTENHAM COURT ROAD
LONDON W1
Tel. LANGHAM 8403
Open all day Saturday

OA2 6/8	6AG7 6/9	6BQ7A 7/	6K23 9/
OA3 8/6	6AH6 10/	6BR7 10/	6K25 15/
OB2 8/6	6AJ5 8/	6BR8 19/8	6L1 12/
OB3 9/6	6AJ8 5/3	6BR7 25/	6LGT 8/6
OC3 8/6	6AK5 5/	6BW6 13/6	6L7 6/
OD3 6/	6AL6 11/6	6BW7 12/	6L12 5/
OM10 11/	6AL6 3/	6BZ6 6/	6L18 5/
1A X2 12/	6AL7GT	6BZ7 10/	6LD20 5/8
1B5GT 7/	6AM4 22/	6C4 5/8	6N7GT 6/8
1G4GT 7/	6AM5 5/	6C5GT 6/8	6P1 11/8
1H5GT 7/	6AM6 4/	6C8G 7/	6P25 13/
1L4 3/	6AM8 8/	6C9 17/3	6P28 12/
1R5 6/	6AN8 10/	6CB6 5/	6Q7 7/
1S4 5/	6AQ5 6/	6CD6GA	6SA7 7/
1S5 4/8	6AQ8 10/	6CG7 4/8	6S8T 7/
1T4 4/	6AR5 8/	6CG7 7/	6S9 7/
1U4 6/	6AR6 6/	6CH6 11/	6S17GT 6/
1U5 8/8	6AS6 6/8	6CL5 9/	6S18GT 5/8
1V2 9/	6AS7 7/	6CL8 15/	6S27 7/
1X2B 7/	6ASTG 15/	6CU6 12/	6S87 7/
1Z2 25/	6AT5 4/8	6CW4 12/	6S87 4/8
2C8A 8/	6AUGTA	6CY5 7/	6T8 6/
2C40 8/	6A 9/	6D3 7/8	6T8GT 12/
2C51 8/	6AU6 5/	6D4 17/6	6U8 6/
2C3W4 12/	6AU 10/	6DC6 13/8	6VGT 6/8
2D1 6/	6AVSGT	6DD6 8/	6W 10/
2E26 27/6	6B 12/	6DQB 11/	6X5GT 5/
2X2 5/	6AV5 5/8	6D84 15/	6X8 11/
3A3 11/	6AW8 11/	6DT6 8/	6Y6G 11/8
3A4 4/	6AX4GTB	6E8A 11/	7C5 13/8
3B28 40/	6 7/	6EW6 12/	7Y4 9/
3Q4 7/8	6AX5GT	6E8GB 8/6	7Z4 7/8
384 6/	6A 12/6	6E7 9/	3BW6 7/
3V4 6/8	6AX7 10/	6F11 6/	9D2 3/8
5AN8 11/	6B4G 15/	6F13 6/6	9D7 9/
5R4GY 10/	6B8G 2/8	6F14 12/	10C1 13/
5L4G 5/6	6B86 15/	6F15 11/	10C2 10/
5U4GB 7/	6B97 5/	6F17 9/	10D1 18/
5Y8 8/	6BC5 3/8	6F18 7/8	10D2 18/
5Y9GT 5/8	6BE6 4/8	6F23 15/	10F9 10/
5Z3 8/	6BF6 9/	6F24 13/	10P1 18/
5Z4G 7/	6BGF 12/	6F25 14/	10P18 7/8
5Z4GT 7/8	6BGG 11/	6F28 13/	10P19 7/8
6/3012 14/	6BH6 8/	6F28 13/	10P13 12/
6B8G 5/6	6B 11/	6GH8 11/	10P15 12/
6BA4 6/8	6BK4 20/	6GK6 12/	10P16 14/
6AB7 4/	6BK7A 9/	6H 11/	12AC6 7/
6AC5GT 7/	6BL7GA	6I4 9/	12AD6 6/
6AC7 12/	6A 11/	6J5GT 5/8	12A48 6/8
6AD4 15/	6BN6 7/	6J6 3/6	12AQ5 7/
6AF4 9/	6BN8 8/	6J7 8/	12AT6 4/8
6AF4 9/	6BQ6GT	6K6GT 9/	12AT7 6/
6AG5 3/	12/	6K7G 2/8	12AU6 5/

First Quality Fully Guaranteed



ELECTRONIC VALVES

12AU7 5/9	25Z6GT 11/	90AG 46/	DM70 6/
12AV6 5/8	30A5 7/	90C1 12/	DM160 8/
12AX7 5/8	30C15 14/	90C6 25/	DY36 6/
12B4A 9/8	30C17 15/	90CV 25/	DY87 6/8
12BA6 6/	30C18 14/	150B2 11/	DY802 9/
12BE6 6/	30F5 16/	150B3 10/	E88C 12/8
12BH7 6/	30FL1 15/	807 9/	E180F 17/8
12BT6 4/8	30FL2 17/8	811A 30/	EAF80110/
12BY7 10/	30FL3 8/	812A 80/	EANC80 8/
12DQ7 10/	30FL14 14/6	813 75/	EBC33 8/
12E1 20/	30L1 6/	837 15/	EBC41 3/8
12E14 52/8	30L15 16/	866A 14/	EBC81 6/
12K5 10/	30L17 16/	884 10/	EBF80 7/8
12K8 8/	30P12 15/	5670 10/	EBF83 5/
12L1 20/	30P19 14/	5751 11/	EBF89 8/
12Q7GT 3/8	30PL1 15/	5763 12/	EBL1 12/
12CAV 62/8	30PL13 17/8	5886 40/	EBL31 24/
30C14 17/	30PL14 17/	6080 27/8	ECC33 10/
128C7 4/8	35A5 10/	6146 27/8	ECC34 8/
128K6 6/8	35B5 12/	6197 20/	ECC40 10/
128Q7 7/8	35C5 6/8	6380 25/	ECC70 17/
13D3 5/8	35D5 12/	6399 40/	ECC81 6/
19A45 8/	35L6GT 8/	7360 30/	ECC82 5/9
90CV 62/8	35W4 4/6	7551 30/	ECC83 5/8
20D11 8/	35Z3 10/	7581 22/8	ECC84 5/8
20L1 18/	35Z4 4/	7591A 20/	ECC85 5/
20L1 18/	35Z5GT 6/	AZ31 9/	ECC86 8/
20P1 12/	50A5 12/	CC35 9/	ECC88 7/8
20P4 18/	50B5 12/	CY31 7/	ECC89 11/
20P5 18/	50C5 6/	DAF96 7/	ECC91 3/8
25BQ6GTB	50LGT 7/8	DF96 7/	ECC90 14/
25C5 9/	52KU 13/8	DH81 10/	ECC98 6/8
25C6 12/	75C1 8/	DK101 9/	ECCF2 6/8
25C6 12/	80 7/	DK92 8/8	ECCF8 14/
25L6GT 6/8	83A1 12/8	DK96 7/8	ECCF6 9/8
25Z4G 6/	88A2 7/6	DL68 13/	ECCF0 432/
25Z5 8/	88A3 7/8	DL96 7/	ECH35 11/

ECH42 10/	ELL80 15/	PCF87 15/	U25 14/8
ECH83 8/	EM34 15/	PCF8014/	U26 14/8
ECH83 8/	EM71 12/6	PCF81 9/	U31 8/
ECH84 9/	EM80 7/	PCF802 9/	U33 30/
ECL10 7/	EM81 7/8	PCF80514/	U76 4/
ECL11 7/8	EM84 7/	PCF80612/	U81 16/
ECL12 6/	EM87 10/	PCF80814/8	U261 8/
ECL13 10/	EN32 30/	PCL80 15/	U282 8/
ECL14 10/	EN91 8/	PCL81 9/	U463 8/
ECL85 10/8	EY51 7/	PCL82 7/	U40 5/
ECL86 8/	EY80 8/6	PCL83 9/6	UAFC80 6/
ELL800	EY81 7/	PCL84 8/	UAF42 9/6
	EY83 10/	PCL85 8/6	UBC41 8/6
	EY84 9/6	PCL86 8/6	UBC81 8/6
EF9	EY86 6/6	PCL87 17/	UBF80 8/6
EF37A 8/	EY87 8/	PCL80017/8	UBF89 7/
EF40 9/	EY88 8/	PCL80115/	UB11 8/6
EF41 9/	EZ40 7/6	PEN45 0/6	UC92 6/
EF42 13/	EZ41 8/6	PEN45DD	UCC85 7/
EF50 10/	EZ8 5/	PEN383 9/	UCF80 9/6
EF55 12/	FZ32 9/6	PEN384 9/	UCF81 9/6
EF80 4/8	GZ33 13/8	PEN453DD	UCF82 9/6
EF85 6/8	GZ34 10/	PF86 10/	UCL81 10/8
EF86 6/	H142DD	PF88 10/	UCL82 7/
EF89 5/	KT66 20/	PF120013/	UCL83 9/6
EF92 7/	KH8 29/	PL33 8/	UF9 10/
EF93 4/	MT4 7/	PL36 10/	UF41 9/8
EF94 5/	MH4 9/	PL38 18/	UF42 10/
EF95 5/	ML4 8/	PL48 7/6	UF43 10/
EF96 3/8	MSBNT	PL48 7/6	UF80 7/
EF163 6/	N78 10/	PL83 7/	UF85 7/3
EF184 6/6	NSP1 62/6	PL84 6/8	UF89 7/8
EF804 20/	NSP2 62/6	PL500 13/6	UL41 9/6
EY90 7/	PARC80 7/6	PL504 15/	UL84 6/8
EK90 17/	PC86 11/	PL52 5/	UM4 10/
EL34 9/6	PC88 11/	PY82 10/	UY5 6/
EL36 8/8	PC95 7/8	PY81 5/6	UY9 7/
EL41 9/6	PC97 8/	PY82 5/	UY21 9/6
EL42 10/	PC90 8/9	PY83 8/6	UY41 7/
EL43 9/	PC84 6/	PY88 7/8	UY82 9/6
EL82 8/	PC85 7/6	PY80 9/	UY85 6/
EL83 7/6	PC88 11/	PY81 9/	VU9 9/
EL84 4/8	PC89 9/6	Q37 27/	VU11 8/6
EL85 7/8	PC189 10/	SP41 5/6	VU133 8/
EL86 8/	PC805 18/	SP61 5/	W76 7/
EL87 6/	PC806 16/	TF22 10/	W107 7/
EL95 5/	PC80015/	TT21 35/	W229 10/
EL100 22/	PCF80 6/6	TT22 35/	X65 9/
EL100 17/	PCF82 6/3	U9 40/	X65 9/
EL821 10/	PCF84 8/	U20 12/	Z759 25/
EL822 17/	PCF86 8/6	U22 8/	Z803A 15/

INTEGRATED CIRCUIT AMPLIFIERS

RCA Type CA3020
Integrated Circuit Audio Amplifier in TO5 encapsulation (size of a small transistor), equivalent to seven n-p-n silicon transistors, 3 diodes and 11 resistors. Power output 550mW. Total harmonic distortion 1%. Will operate on voltage from 3 to 9 volts. 30/- plus 2/- p.p.

SILICON POWER RECTIFIERS	
1N6504-1000 p.i.v., 1.5A wire ended	3/6
BY210-800 p.i.v., 6 Amps, stud mounted	5/8
BY212-400 p.i.v., 6 Amps, stud mounted	5/8
BY213-200 p.i.v., 6 Amps, stud mounted	7/8
BY219-as BY213, but reversed polarity	7/8
DD000-50 p.i.v., 500mA wire ended	3/
DD006-400 p.i.v., 500mA wire ended	6/8
DD025-800 p.i.v., 500mA wire ended	7/8
DD128-400 p.i.v., 1A wire ended	6/8

The construction of amplifier using the above integrated circuits had been described in March issue of P. Please note that we only supply the IC's and no other parts are supplied by us.

LOW and MEDIUM CURRENT THYRISTORS

3/40, 400 p.i.v., 3 amp, stud mounted. Gate voltage 3-0v. at 20mA max.	7/6
BLUE SPOT, 200 p.i.v., 5 amp, stud mounted. Gate voltage 3.25v. at 120mA max.	12/6
GREEN SPOT, 400 p.i.v., 5 amp, stud mounted. Gate voltage 3.25v. at 120mA max.	17/6

HIGH CURRENT THYRISTORS

CR80-021A, 80 amps, 25 p.i.v.	23/-
CR100-201A, 100 amps, 200 p.i.v.	35/-
CR100-215A, 100 amps, 250 p.i.v.	40/-
CR100-301A, 100 amps, 300 p.i.v.	45/-
CR100-351A, 100 amps, 350 p.i.v.	50/-
CR100-401A, 100 amps, 400 p.i.v.	55/-
CR100-501A, 100 amps, 500 p.i.v.	76/-

AVALANCHE SILICON RECTIFIERS

Type RA8508AF, 950 p.i.v. at 6 amps, max., stud mounted 10/6

DRY REED INSERTS

Glass dry reed inserts approx. jct. dia. x lin. long with axial leads. One "make" combination of 100mA capacity at 50V. Can be operated by permanent magnet or 30-50 Amp-turns relay coils. PRICE 18/- per doz. post free.

CURRENT PRODUCTION CATHODE RAY TUBES

2AP1-2In. screen. EHT 500 to 1000V. Typical sensitivity at 500V. X-220mm/V; Y-260mm/V. USM11 Base. Overall length 7 1/2 in. 40/-
3BP1-3In. screen. EHT 1500V. Typical sensitivity X-150mm/V; Y-200mm/V. B14A Base. 55/-
5CP1A-DG13-2-5In. screen, with P.D.A.; EHT 4000 and 2000V. Typical sensitivity X-275mm/V; Y-325mm/V. B14A Base. Overall length 16 1/2 in. 100/-
All the above tubes have 6-3V heaters and are suitable for general oscilloscope to use.

GERMANIUM POINT CONTACT DIODES

CG4E-CV448 2/-; OA5 3/-; OA6 4/-; OA7 4/-; OA47 2/8; OA70 2/-; OA79 2/8; OA81 1/8; OA85 1/8; OA90 2/-; OA91 2/-; OA95 2/-.

OUR NEW 1968/1969 CATALOGUE IS NOW READY

THE TECHNICAL INFORMATION SECTION HAS BEEN FURTHER EXPANDED TO INCLUDE MORE DETAILS OF SEMICONDUCTORS. PLEASE SEND S.A.E. (Quarto Size) FOR FREE CATALOGUE.

TRANSISTORS

OC16 15/	AC125 8/8	BC107 6/	V30/30P
OC23 12/8	AC126 5/	BC108 6/	V30/30P 20/
OC29 15/	AC127 5/8	BCY30 7/	ZG309 5/
OC25 7/8	AC128 4/8	BCY31 5/	ZG371A
OC26 6/	AC176 8/9	BCY33 5/	or B 3/
OC28 12/8	ACY17 6/	BCY34 5/	ZG381 3/8
OC29 14/9	ACY18 3/8	BCY39 5/	2N169 10/
OC35 13/8	ACY19 4/8	BCZ11 5/	2N336A 7/8
OC36 9/8	ACY20 4/	BD121 18/	2N337 7/8
OC42 5/	ACY21 3/11	BD125 25/	2N412 3/6
OC43 9/	ACY22 2/8	BF167 8/6	2N444A 5/
OC44 4/	AD140 16/	BF173 10/	2N825 9/
OC45 3/6	AD149 12/8	BF184 7/6	2N696 8/8
OC48 12/8	AF102 15/8	BF194 7/	2N697 8/8
OC70 4/	AF114 6/	BFY10 7/6	2N706 3/8
OC71 3/6	AF115 6/	BFY11 7/6	2N753 4/9
OC72 5/	AF116 5/8	BFY17 8/6	2N1132 17/
OC73 7/8	AF117 4/6	BFY18 5/	2N1301 7/
OC75 5/	AF118 10/	BFY19 5/	2N1304 4/8
OC76 6/	AF124 6/8	BFY50 5/	2N1755 15/
OC77 7/	AF125 6/	BFY52 5/	2N2068 20/
OC78 5/	AF126 5/2	BFY55 4/10	2N2147 14/9
OC78D 3/3	AF127 5/3	BSY26 5/	2N2369A 6/
OC81 4/8	AF178 12/8	BSY28 4/6	2N2926 5/6
OC81D 3/	AF186 11/	BSY65 4/8	2N3063 3/10
OC82 4/8	AF19 22/8	BSY80 4/8	2N3703 5/9
OC84 5/	AF211 6/	BSY95A 3/9	2N5707 4/
OC122 12/8	AF212 10/	GET103 4/	2N5709 3/5
OC139 7/8	ASY26 6/	GET104 8/	2N3819 12/
OC140 9/8	ASY28 6/8	GET113 3/9	2N3906 8/
OC141 12/8	ASY28 6/8	GET114 3/6	2N5002 20/
OC204 5/8	ASY73 10/	GET118 3/9	2N5003 20/
OC171 5/8	ASY74 15/	GET115 3/6	2N8004 15/
OC200 4/4	ASY75 12/8	GET11610/	2N8005 15/
OC201 10/	ASY77 7/	GET118 3/6	2N8006 20/
OC202 13/	ASY76 14/9	GET119 3/9	2N8012 47/8
OC203 8/8	ASZ17 15/	JTX4A 6/6	2N8018 28/
OC204 13/	ASZ18 15/	MAT101 8/	2N8020 8/3
OC205 13/	ASZ20 4/8	MAT102 8/	2N8021 8/3
OC206 14/	ASZ21 8/9	MAT120 7/8	2N8104 10/
AC107 10/	AUY10 20/	MAT121 8/	2N8702 10/

10-watts STUD MOUNTED ZENER DIODES

4.7V, 5.1V, 5.6V, 6.2V, 6.8V, 7.5V, 8.2V, 9.1V, 11.0V, 12.0V, 15.

The following blueprints are available from stock. **Descriptive text is not available but the date of issue is shown for each blueprint.** Send, preferably, a postal order to cover cost of the blueprint (stamps over 6d. unacceptable) to *Blueprint Department, Practical Wireless, George Newnes Ltd., Tower House, Southampton Street, London, W.C.2.*

The Strand Amplifier }	(Oct. 1962) 5/-	Transistor Radio Mains Unit }	(June 1964) 5/-
The PW Signal Generator }		7 Mc/s Transceiver }	
The Berkeley Loudspeaker Enclosure }	(Dec. 1962) 5/-	The Citizen (December 1961)	5/-
The Luxembourg Tuner }		The Mini-amp (November 1961)	5/-
The PW Britannic Two }	(May 1962) 6/-	The Beginner's Short Wave Superhet (Dec. 1964)	5/-
The PW Mercury Six }		The Empire 7 Three-band Receiver (May 1965) ..	5/-
Beginner's Short Wave Two S.W. Listener's Guide }	(Nov. 1963) 5/-	Electronic Hawaiian Guitar (June 1965)	5/-
The Celeste 7-transistor Portable Radio }	(June 1963) 5/-	Progressive SW Superhet (February 1966) ..	5/-
The Spinette Record Player }		Beginner's 5-Band Receiver }	(Dec. 1966) 5/-
		Home Intercom Unit }	

★ PLEASE NOTE THAT WE CAN SUPPLY NO BLUEPRINTS OTHER THAN THOSE SHOWN IN THE ABOVE LIST. NOR ARE WE ABLE TO SUPPLY SERVICE SHEETS FOR COMMERCIAL RADIO, TV OR AUDIO EQUIPMENT. ★

Before using the query service it is important to read the following notes:

The PW Query Service is designed primarily to answer queries on articles published in the magazine and to deal with problems which cannot easily be solved by reference to standard text books. In order to prevent unnecessary disappointment, prospective users of the service should note that:

(a) We cannot undertake to design equipment or to supply wiring diagrams or circuits, to individual requirements.

(b) We cannot undertake to supply detailed information for converting war surplus equipment, or to supply circuitry.

(c) It is usually impossible to supply information on imported domestic equipment owing to the lack of details available.

(d) We regret we are unable to answer technical queries over the telephone.

(e) It helps us if queries are clear and concise.

(f) **We cannot guarantee to answer any query not accompanied by the current query coupon and a stamped addressed envelope.**

QUERY COUPON

This coupon is available until 8th November, 1968 and must accompany all queries in accordance with the rules of our Query Service.

PRACTICAL WIRELESS, NOVEMBER 1968

312

SEND FOR FULL DETAILS ON THESE BRITISH MADE PRODUCTS. FREE ON REQUEST

SOLID HIGH FIDELITY AUDIO EQUIPMENT BRITISH MADE

POWER AMPLIFIERS — PRE-AMPLIFIERS/CONTROL UNITS — POWER SUPPLIES



MP3



SP4-A



SP6-2

- MP3 mono preamplifier/control unit **£6.19.6** p.p. 3/-
- SP4-A mono/stereo version of MP3 **£11.19.6** p.p. 4/6
- SP6-2 mono/stereo (takes mag. pick-up as well) **£15.10.0** p.p. 5/-
- MPA12/3 12 watt amplifier 3 to 5 ohm output **£4.10.0** p.p. 2/6
- MPA12/15 12 to 16 ohm 12 watt **£5.5.0** p.p. 2/6
- MPA25 25-30 watt amplifier for 7 1/2-16 ohm speaker **£7.10.0** p.p. 3/6
- PS24/40 power supply for MPA12/3 & MPA12/15 **£3.12.6** p.p. 3/-
- MU60 power supply for MPA25 **£4.17.6** p.p. 4/6

THE FINEST VALUE IN HIGH FIDELITY—CHOOSE A SYSTEM TO SUIT YOUR NEEDS AND SAVE POUNDS

Audio Equipment developed from Dinsdale Mk. II—each unit or system will compare favourably with other professional equipment selling at much higher prices. Brief details are below:

Complete suggested items		Price
1A	MP3 + MPA12/3 + MU24	£155.0 p.p. 5/-
2A	MP3 + MPA12/15 + MU40	£16.0.0 p.p. 5/-
4	MP3 + (2) MPA12/15 + MU40	£21.2.6 p.p. 7/-
6	MP3 + MPA25 + MU60	£18.15.0 p.p. 7/-
8A	SP4-A + (2) MPA12/15 + MU40	£28.0.0 p.p. 8/6
10	SP6-2 + (2) MPA12/15 + MU40	£29.5.0 p.p. 8/6
12A	SP4-A + (2) MPA25 + (2) MU60	£35.10.0 p.p. 10/-
13	SP6-2 + (2) MPA25 + (2) MU60	£38.17.8 p.p. 10/-

16 PAGE BROCHURE ON REQUEST. No 21
All units sold separately.

VHF FN TUNER



87/105 Mc/s Transistor Superhet Geared tuning. Terrific quality and sensitivity. For valve or transistor amplifiers 4 x 3 1/2 x 2 1/2 in. Complete with dial plate. 5 Mullard Transistors, plus 4 Diodes. (Cabinet Assembly 20/- extra.)

TOTAL COST £6.19.6 TO BUILD

Ask for Brochure 3.

P.P. 2/6

TRANSISTOR F.M. STEREO DECODER

For use with any VALVE or TRANSISTOR FM TUNER. Complete set of parts. £5.19.6. P.P. 2/6. Brochure 4.

NEW—MALLORY LONG LIFE MERCURY BATTERIES—50% Off List Prices

RM12
1 1/2" x 1"



RM12 1.35 volts, 3600 m/ah. List Price 10/- ea. **OUR PRICE 5/- each.** P.P. 1/-

Per 10 at 40/-, P.P. 3/-
*RM 625 (pack of 8) 10.35 volts 350 m/ah. List Price 26/- ea. **OUR PRICE 10/- each.** P.P. 1/-

RM625
2 1/4" x 1 1/2"

Per 10 at 80/-, P.P. 3/-

These cells are ideal for all model control—pocket radios—recorders—experimental units—where SMALL SIZE HIGH CAPACITY and LONG LIFE are required.
*Easily split into eight 1.35v cells.

We will quote for quantities on request—write or phone Extn 2.

Build a Quality TAPE RECORDER with a MARTIN RECORDAKIT



Ask for Brochure 6

*TWO-TRACK Deck Amplifier Cabinet and speaker. Complete kits with MICROPHONE 7in. 1,200ft. tape, spare spool.

Today's Value £55 **36 gns.** P.P. 22/6

*FOUR-TRACK Deck Amplifier Cabinet and speaker. Complete kits with MICROPHONE 7in. 1,200ft. tape, spare spool.

Today's Value £60 **39 gns.** P.P. 22/6

MAYFAIR PORTABLE



Build this instrument stage by stage in your own home. A truly portable instrument for all enthusiasts. Fully TRANSISTORISED POLYPHONIC. British design. Call in for a DEMONSTRATION. EXPORT PRICES ON APPLICATION.

TOTAL COST 99 GNS.

ELECTRONIC ORGAN

DESIGNED BY L. W. ROCHE
Deferred terms available.

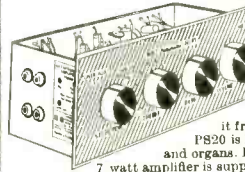
COMPLETE KIT. Deposit £29.19.0. 12 monthly payments of £7. **TOTAL £113.19.0.**

READY BUILT AND TESTED. Deposit £36.8.0 and 12 monthly payments of £9. **TOTAL £144.8.0.**

ORGAN COMPONENTS
We carry a comprehensive stock of organ components.

13 NOTE PEDAL KIT
£18.0.0
P.P. 10/-

8-TRANSISTOR INTEGRATED 7 WATT AMPLIFIER and PREAMPLIFIER—MA7



7 watt amplifier is supplied ready built, tested and guaranteed. For complete listening satisfaction

NEW MODEL


WITH FULL BASS-TREBLE AND VOLUME CONTROLS. A brilliant new design suitable for home or portable installations. Designed for use with magnetic and crystal/ceramic cartridges, radio tuners, microphones, tape head replay and auxiliary inputs. Output is for 3 to 16 ohm speakers. It favours the user in so many ways—with fantastic power, with far greater adaptability, with freedom to operate it from batteries or mains power supply unit (the new PS20 is ideal for this), hi-fi installations, electronic guitars and organs. P.A. installations, intercom systems, etc. This true 7 watt amplifier is supplied ready built, tested and guaranteed. For complete listening satisfaction

FOR ONLY £8.10.0

P.P. 4/-

Optional Mains Unit PS20, 62/6. P.P. 3/-

Illustrated Brochure No. 12



7-TRANSISTOR MW-LW SUPERHET PORTABLE

New printed circuit design with full power output. Fully tunable on both mw/lw bands. 7 transistors plus diode, push-pull circuit. Fitted 5 inch speaker, large ferrite aerial and Mullard transistors. Easy to build with terrific results. All local and Continental stations.

TOTAL COST £6.19.6 TO BUILD

P.P. 4/6

Send for Brochure 1

TRANSISTORS—SEMICONDUCTORS

COMPLETELY NEW 1968 LIST OF 1000 types available from stock. Send for your **FREE COPY TODAY.** (List No 36)

- ★ S.C.R.'s from 5/-
 - ★ FIELD EFFECT TRANSISTORS from 9/6
 - ★ POWER TRANSISTORS from 5/-
 - ★ DIODES AND RECTIFIERS from 2/-
- 30 page illustrated brochure as above including Valves and Quartz Crystals. 1/- post paid.

GARRARD DECKS

COMPLETE RANGE OF SUITABLE PLAYER DECKS, SPEAKERS AND TUNERS

FROM £6.10.0

Send for illustrated brochures 16 & 17

CATALOGUE

The most **COMPREHENSIVE—CONCISE—CLEAR—COMPONENTS CATALOGUE.** Complete with 10/- worth discount vouchers **FREE WITH EVERY COPY.**

- ★ 32 pages of transistors and semiconductor devices, valves crystals.
- ★ 200 pages of components and equipment.
- ★ 65 pages of microphones, decks and Hi-fi equipment.

Send today 8/6 Post paid

COMPLETELY NEW 9TH 1968 EDITION
300 big pages
6,500 items
1,200 illustrations



HENRY'S RADIO LTD.

TWO STOP SHOPPING FOR ALL YOUR NEEDS
303 EDGWARE ROAD, LONDON W.2. Tel. 01-723 1008/9
Mail Order Dept. all types of Components, Organ Dept.
309 EDGWARE ROAD, LONDON W.2. 01-723 6963
High Fidelity Sales, P.A. and Test Equipment, Record Decks etc.