

PRACTICAL WIRELESS

JULY
1968

216

Build this
PORTABLE KEYLESS ORGAN



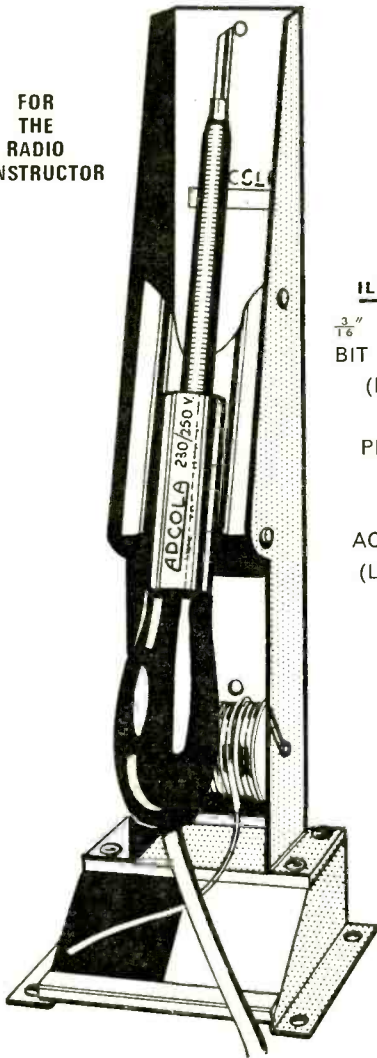
Also Inside

**the STEPTRON
electronic stop watch
for the photographer**

ADCOLA
 PRODUCTS LIMITED
 (Regd Trade Mark)

SOLDERING EQUIPMENT

FOR
 THE
 RADIO
 CONSTRUCTOR



ILLUSTRATED
 $\frac{3}{16}$ " DETACHABLE
 BIT INSTRUMENT
 (List No. 64)
 IN
 PROTECTIVE
 SHIELD
 WITH
 ACCESSORIES
 (List No. 700)

FOR CATALOGUES APPLY DIRECT

ADCOLA PRODUCTS LTD.
ADCOLA HOUSE
GAUDEN ROAD
LONDON, S.W.4


Telephone:
 01 622 0291/3

Telegrams: "SOLJOINT" LONDON SW4

AMATEUR RADIO
CHAS. H. YOUNG LTD.

MIDLAND AGENTS FOR
EDDYSTONE

Receivers & Components



EDDYSTONE EC10

Sensational ALL-TRANSISTOR Communications Receiver, for use in the home, caravan, car or boat, etc.

List Price £53 H.P. Facilities—Part Exchanges

Write for brochure & full details.

170-172 CORPORATION STREET
BIRMINGHAM 4


Telephone: 021-236-1635

17in.—£11.10.0
 19in SLIMLINE
 SOBEL—24 Gns.


TWO-YEAR GUARANTEE
EX-RENTAL TELEVISIONS

FREE ILLUSTRATED
 LIST OF TELEVISIONS
 17" —19" —21" —23"
 WIDE RANGE OF MODELS
 SIZES AND PRICES
 DEMONSTRATIONS DAILY

TWO-YEAR GUARANTEED
TUBES 100% REGUNDED
 14in.—69/6 17in.—89/6
 21in. and ALL SLIMLINE TUBES 99/6
 EXCHANGE BOWLS. Carr. 10/6
Ex. MAINTENANCE TESTED TUBES
 17in.—35/-, Carr. 5/- (not slimline)



COCKTAIL/STEREOGRAM CABINET £25



Polished walnut veneer with elegant glass fronted cocktail compartment, padded. Position for two 10in. elliptical speakers. Record storage space. Height 35½in., width 52½in., depth 14½in. Legs 1 gn. extra.

OTHER MODELS. SEND FOR FREE LIST

TRANSISTOR CHASSIS
D1 59/6

6 Transistors, LW/MW. Telescopic Aerial. Brand New. Famous British Manufacturer. (LESS SPEAKERS). Dia. 7½" x 3½". P. & P. 4/6.

TRANSISTOR CHASSIS D2 59/6.

8 Transistors, LW/MW. Brand New. Famous Manufacturer. (LESS SPEAKERS 10Ω). Dia. 9½" x 5". P. & P. 4/6.

TRANSISTOR CASES 19/6. Cloth covered, many colours. Size 9½" x 6½" x 3½". P. & P. 4/6. Similar cases in plastic 7/6.

AUTO CHANGER RECORD PLAYER CABINETS 59/6. P. & P. 7/6.

SINGLE PLAYER CABINETS 19/6. P. & P. 7/6.

TV TURRET TUNERS 5/-. New, less valves. Press button models 19/6. P. & P. 4/6.

DUKE & CO. (LONDON) LTD.

621/3 Romford Road, London, E12

Tel. 01-478 6001/2/3



10 GNS WRAPS UP YOUR SPEAKER PROBLEMS

with Wharfedale's Unit 3 Speaker kit

Wharfedale have designed a new genuine high fidelity system that *you can build yourself*. With the Unit 3 Kit you get: an 8" speaker (with a magnetic field of 12,000 oersteds) which covers the bass and middle ranges; the new Wharfedale tweeter with acoustiprene dome; an electrical cross-over unit; acoustic wadding, wiring, etc., and a complete assembly instruction leaflet, in

fact, everything you need to build a compact speaker system.

You can build the Unit 3 Kit into one of two cabinet sizes. In the smaller cabinet the system will give a faithful and rich reproduction of all musical sounds from 65 - 17,000 Hz. The larger cabinet increases the range from 40 - 17,000 Hz.



RANK WHARFEDALE LTD., IDLE, BRADFORD, YORKSHIRE.



VIKING AMPLIFIER

50 WATT AMPLIFIER

An extremely reliable general purpose valve amplifier. Its rugged construction yet space age styling and design makes it by far the best value for money.

TECHNICAL SPECIFICATIONS

4 electronically mixed channels, with 2 inputs per channel, enables the use of 8 separate instruments at the same time. The volume controls for each channel are located directly above the corresponding input sockets.

SENSITIVITIES AND INPUT IMPEDANCES

Channel 1 4mV at 470K } These 2 channels (4 inputs) are suitable for
Channel 2 4mV at 470K } microphone or guitars.
Channel 3 200mV at 1m } Suitable for most high output instruments
Channel 4 200mV at 1m } (gram, tuner, organ etc.).
Input sensitivity relative to 10w output.

TONE CONTROLS ARE COMMON TO ALL INPUTS

Bass Boost +12dB at 60 Hz/s. Bass Cut -13dB at 60 Hz/s.
Treble Boost +11dB at 15 KHz/s. Treble Cut -12dB at 15 KHz/s.
With bass and treble controls central -3dB points are 30 Hz/s and 20 KHz/s.

POWER OUTPUT

For speech and music 50 watts rms. 100 watts peak.
For sustained music 45 watts rms. 90 watts peak.
For sine wave 38.5 watts rms. Nearly 80 watts peak.
Total distortion at rated output 3-2% } at 1KHz/s
Total distortion at 20 watts 0-15% }

Output to match into 8 or 15 ohms speaker system.

NEGATIVE FEED BACK 20dB at 1KHz/s.

SIGNAL TO NOISE RATIO 60dB.

MAINS VOLTAGES

Adjustable from 200-250v A.C. 50-60 Hz/s.

A protective fuse is located at the rear of unit.

VALVE LINE UP

Double purpose ECC83 x 3, EL34 x 2 and GZ34.



Price
27 gns
P & P 20/-

FOUR PLUS FOUR Stereo Amplifier

A superb high quality, yet inexpensive stereo amplifier. Due to the great demand we are now able to offer this precision made instrument at a fantastically low price. The high quality, reliability and styling has been maintained in spite of its low price.

SPECIFICATIONS

Elegant styled cabinet (sizes 16" wide 5" high 8 1/2" deep) in black rexine and woodgrained sides. Brushed aluminium front panel with contrasting black/silver knobs.

CONTROLS

Stereo/Mono switch. Gram/Aux switch. Volume left. Volume right. Treble (cut and lift). Bass (cut and lift). Separate on/off switch. Neon pilot indicator.

INPUTS AND OUTPUTS

(per channel)
Gram, aux, tape out and speaker out. A switched mains socket is

also provided at the rear of unit. Employs Mullard valves throughout. ECC83 and 2 x ECL86 with a metal bridge rectification.

TECHNICAL SPECIFICATIONS

Gram sensitivity 40mV at 1 KHz. Aux sensitivity 50mV at 1 KHz. (Sensitivities are given for rated output). 4 watts r.m.s.

(8 watts r.m.s. in monoaural position). Output matches into standard 3 ohms speaker system. Suitable 10" x 6" speakers are available at 29/6 each, plus 5/- p. & p.

Bass control at 100 Hz lift + 9dB cut - 10dB. Treble control at 10 KHz lift + 8dB cut - 13dB. Total harmonic distortion 0-35% at 3 watts and 2% for rated output at 1 KHz. Negative feedback 13dB at 1 KHz. Mains supply 220-250V A.C. 50-60 Hz.

Price
13 gns
P & P 15/-

REDUCE SPEED NOW with a speedex

infinitely variable electronic speed controller for your electric power drill. Varies the speed of all power tools (up to 600W) between 12 r.p.m. and maximum r.p.m.

Instantly adjustable with simple single control overriding switch for instant maximum speed. Simply connected into lead of power tool. Only 25/- plus 3/6 P. & P.

GEC KETTLE ELEMENT

3,000W WITH AUTOMATIC EJECTION

200/240v. Size of hole required 1 1/8"

List Price 32/- Our PRICE

15/- P. & P. 1/6.



RADIO & TV COMPONENTS (Acton) LTD

21c High Street, Acton, London, W3

Shop Hours 9 a.m.—6 p.m. Early Closing Wednesday

Goods not despatched outside U.K. Terms C.W.O.

All enquiries Stamped Addressed Envelope

Also at 323 EDGWARE ROAD, LONDON, W.2. Personal shoppers only. Early Closing Thursday. All orders by post to our Acton address.



POCKET MULTI-METER

Size 3 1/2 x 2 1/2 x 1 1/2. Meter size 2 1/2 x 1 1/2. Sensitivity 1000 O.P.V. on both A.C. and D.C. volts. 0-15, 0-150, 0-1000 D.C. current 0-150mA. Resistance 0-100K. Complete with test prods, battery and full instructions, 42/6. P. & P. 3/6. FREE GIFT for limited period only. 30 watt Electric Soldering Iron value 15/- to every purchaser of the Pocket Multi-Meter.

CYLDON U.H.F. TUNER

Complete with PC88 and PC86 Valves. Full variable tuning. New and unused. Size 4 1/2 x 5 1/2 x 1 1/2. Complete with circuit diagram. 35/- p. & p. 3/6



THREE-IN-ONE HI-FI 10 WATT SPEAKER

A complete Loud Speaker system on one frame, combining three matched ceramic magnet speakers with a low loss cross over network. Peak handling power 10 watts. Impedance 15 ohms. Flux density 11,000 gauss. Resonance 40-60 c/s. Frequency range 50c/s to 20Kc/s. Size 1 3/4 x 8 1/2 x 4 1/2 inches. By famous manufacturer. List Price £7. Our price 68/6 plus 3/6 P. & P.

600 mW FOUR TRANSISTOR AMPLIFIER

Features N.P.N. and P.N.P. complementary symmetrical output stage, 2 1/2" x 3/8" x 3/8" Speaker. Output impedance 12 ohms frequency response 3dB points 90 c/s and 12 Kc/s. Price 19/6 plus 1/- P. & P. 7 x 4" Speaker to suit, 13/6 plus 2/- P. & P.

2 1/2 watt ALL TRANSISTOR AMPLIFIER

AC mains 240V. Size 7" x 4 1/2" x 1 1/2". Frequency response 100 c/s—10 Kc/s Semi conductors, two OC 75's two AC 128's and two stabilizers AA129. Tone and volume controls on flying leads. £2.10.0 plus P. & P. 3/6. Suitable 8" x 5" 10,000 line high flux speaker, 18/6 plus 2/- P. & P.

Size 5 1/2 x 3 1/2 x 1 1/2. For IF and RF alignment and AF output 700 c/s frequency coverage 460 Kc/s to 2 mc/s in switched frequencies. Ideal for alignment to our Elegant Seven and Musette. Built and tested. 49/6 P. & P. 3/6.

NEW TRANSISTORISED SIGNAL GENERATOR



FIRST QUALITY P.V.C. TAPE

5 1/2"	Std.	850ft.	9/- 5"	L.P.	850ft.	10/6
7"	Std.	1200ft.	11/6 3"	T.P.	600ft.	10/6
3"	L.P.	240ft.	4/- 5"	T.P.	1800ft.	25/6
5 1/2"	L.P.	1200ft.	11/6 5 1/2"	T.P.	2400ft.	32/6
7"	L.P.	1800ft.	18/6 7"	T.P.	3000ft.	42/6
5 1/2"	D.P.	1800ft.	18/6 4"	T.P.	900ft.	15/-

P. & P. on each 1/6, 4 or more post free.

THE RELIANT 10W SOLID-STATE HIGH QUALITY AMPLIFIER

SPECIFICATIONS
Output—10 watts RMS Sine-wave 13 watts RMS Music-power Output Impedance—3 to 4 ohms
Inputs—1. xtal mic 10mV 2. gram/radio 250mV Tone Controls—Treble control range +12dB at 10KHz 2. Bass control range +13dB at 100Hz
Frequency Response—(with tone controls central) Minus 3dB points are 20Hz and 40KHz. Signal to Noise Ratio—better than -60dB. Transistors—4 silicon Planar type and 3 Germanium type. Mains input—220-250V. A.C. Size of chassis—10" x 3 1/2" x 3". A.C. Mains, 200-250V. For use with Std or L.P. records, musical instruments, all makes of Pick-ups and mikes. Separate bass and treble lift control. Two inputs with control for gram, and mike. Built and tested. 8" x 5" speaker to suit price 14/6 plus 1/6 P. & P. Crystal tube to suit 12/6 plus 1/6 P. & P. PRICE £5.5 plus 5/- P. & P.

LESLIE TREMOLO SPEAKER UNIT

Model 10C3. Made in U.S.A. by Electro Music Corp., Pasadena, Calif. Complete with 8" 6 ohm Heavy Duty Loud Speaker. (Larger Speaker may be fitted without major structural change). Dimensions: baffle size 18 1/2" x 19". Rotor size 15". A.C. Mains 110-220-240 50 c/s suitable for organs. PRICE £30 plus £2 P. & P.

50 WATT POWER AMPLIFIER

Manufactured by Livingstone Labs. at a cost price of £90. In two units, Amplifier size 15 1/2" x 9" x 7". Heat sink size 14 1/2" x 9" x 4". Output into 15 ohm Speaker. Transistors—eight OC28s. Two 2G374. Sensitivity 1V. RMS at 6K input impedance. Power Response 5Hz-15KHz (50 watts). Ideal for Tannoy Systems or organs where constant use is essential. PRICE 28gns. plus £2 P. & P.

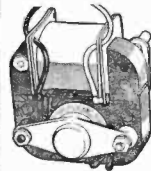
ANTI-THIEF CAR BURGLAR ALARM

The Melguard Safermatic consists of an electrical device housed in small metal box 4" x 2" x 1 1/2", which has been designed and developed to provide protection required by the average motorist at an economic cost. Using this system, an alarm and the immobilised condition is set automatically as soon as you park the car. Should you leave the key in the ignition, no one but you can drive the car away. Upon entering the vehicle the method of starting the car is by switching on the ignition, depressing two hidden switches, and simultaneously operating the starter. Location of the switches is known only to you. Should the alarm be set off it can be stopped by following the normal starting procedure. For 12V operation. List price 79/6, our price 29/6 plus 2/6 P. & P. Full easy-to-follow instructions supplied.

EXTRACTOR FAN



AC Mains 230/250 v. complete with pull switch. Size 6" x 6" x 4". Price 27/6 plus 5/- P. & P.



AC MAINS MOTOR


1400 R.P.M. 230/250v

PRICE 9/6

P. & P. 3/-

X101

10 WATTS (RMS) SOLID-STATE HI-FI AMP WITH INTEGRAL PRE-AMP



Its great versatility ranges from: A simple intercom. to a modern HI-FI STEREO AMPLIFIER (2 are required for Stereo).

The X101 is a brilliant new addition to our highly successful range of products. Its professional performance and advanced solid-state circuitry techniques ensures reliability, combined with high fidelity reproduction at AN UNBEATABLE PRICE.

SPECIFICATIONS

R.M.S. Power Output: 13 W (music power), 10 W (Sine Wave).
Sensitivity: for rated output 1 mV into 3 K ohms load.
Frequency Response: minus 3dB points are 20 Hz and 40 KHz.
Total Distortion: at 1KHz for rated output 1.5% for 5 W output 0.35%.

Output Impedance: 3 ohms (3-15 ohms may be used).
Supply Voltage: 24 V D.C. at 800 mA (6-24 V may be used) output at 14 V D.C. supply with 3 ohms speaker. 7 watts.
Size: 2 1/2" x 3" x 1 1/2".

The fully comprehensive instruction manual does not only show the basics such as circuit diagram and connections, but also gives practical easy-to-understand detailed information about the X101. Standard equalisation networks are given for most types of conventional inputs. They include: Tape Head, Mag. P.U., Xtal P.U., Tuner, Mic, etc. **49/6** + 2/6 p. & p.

Control assembly: (Including resistors and capacitors).
1. Volume: PRICE 5/-, 2. Treble: PRICE 5/-,
3. Comprehensive bass and treble: PRICE 10/-.
The above 3 items can be purchased for use with the X101.

POWER SUPPLIES FOR THE X101

P101 M (for mono) **35/-** P101 S (for stereo) **42/6**
p. & p. 2/6 p. & p. 2/6

PR101/M

A HIGH QUALITY MONAURAL PRE-AMP & CONTROL UNIT

Particularly suitable for use with the X101 if a ready-built, comprehensive, multi-input system is desired.

CONTROLS

Selector Switch, Tape Speed Equalisation Switch (3f and 7f i.p.s.), Volume, Treble, Bass, 3 position scratch filter and 3 position rumble filter.

SPECIFICATION

Sensitivities for 200 mV output at 1 KHz.
Tape Head: 3 mV (at 3f i.p.s.) **Radio:** 100 mV
Mag. P.U.: 2 mV **Aux.:** 100 mV
Cer. P.U.: 80 mV
Tape/Rec. Output: 100 mV
Equalisation for each input is correct to within ± 2 dB (R.I.A.A.) from 20 Hz to 20 KHz.
Tone Control Range: Bass ± 13 dB at 60 Hz
Treble ± 14 dB at 15 KHz
Total Distortion: (for 200 mV output) < 0.02%
Signal Noise: > -50dB
Supply Voltage: 24 V D.C.

79/6 plus 2/6 p. & p.

A STEREO VERSION (PR101/S) WILL BE ANNOUNCED SHORTLY


The CLASSIC HIGH QUALITY SOLID-STATE AMPLIFIER (MONO)

SPECIFICATION

Switched inputs for: Tape Head, Mag. P.U., Cer. P.U., Radio and Aux. **Mains Input:** 220-250 V A.C. 50 Hz.

THE CLASSIC IS THE COMBINATION OF THE ABOVE DESCRIBED ITEMS (X101, PR101/M AND PR101/M) ON ONE COMMON CHASSIS: ITS PERFORMANCE AND SPACE-AGE STYLING MAKE IT THE IDEAL CHOICE FOR THE VALUE-CONSCIOUS HI-FI ENTHUSIAST.
Size 12 1/2" long 4 1/2" deep 2 1/2" high. Teak finished case.
8 gns
p. & p. free

NEW! THE Dorset TRANSISTOR PORTABLE RADIO



CAN BE USED AS BABY ALARM

600 milliwatt solid state 7 transistor plus diode and thermistor. Completely modernised high quality portable radio featuring complementary PNP and PNP output stage. The comprehensive easy-to-follow drawings supplied make this the easiest-ever transistor radio set of parts, with the following features:


5gns

- Simple connections to only 6 tags on the R.F./I.F. module, 3 I.F. stages, osc. coil and 3 transistors which with their associated components are completely wired.
- Only 4 connections on the A.F. module to complete the 4 transistor 600 milliwatt solid state amplifier.
- Pre-aligned R.F./I.F. module built and tested.
- A.F. module built and tested.
- Fully tunable over M.W. and L.W. bands. M.W. 540-1640 Kc/s (557-183 metres), L.W. 150-275 Kc/s (2000-1100 metres).
- Intermediate Frequency 470 Kc/s.
- Sensitivity: M.W. at 1 Mc/s 10 microvolts plus or minus 3dB. L.W. at 200 Kc/s 40 microvolt plus or minus 4dB.
- High Q internal ferrite rod aerial on both wavebands.
- Class 'B' modulated output stage with thermistor controlled heat stabilisation. Class 'B' output stage ensures long battery life. Current drain is proportional to the output level. Total current drain of the receiver under no signal conditions is 10-12 mA. At reasonable listening level 20-30 mA.
- Extension sockets for car aerial input, tape recorder output (independent of volume control) and External Speaker.
- All components (except speaker) mount on the printed circuit board. Easy-to-follow instructions. Size of cabinet 12in. long 8in. high and 3in. deep.
- Finger-tip controls.

plus 7/6 postage and packing. Circuit and parts list 2/6 free with parts.

Special Offer—Power Supply Kit to purchasers of Dorset Portable Radio parts incorporating mains transformer, rectifier and smoothing condenser, AC mains 200/250V output 9V 100mA, 9/6 extra.

ELEGANT SEVEN Mk III COMBINED PORTABLE and CAR RADIO



Buy yourself an easy to build 7 transistor radio and save at least £10.0.0. Now you can build this superb transistor superhet radio for under £4.10.0. No one else can offer such a fantastic radio with so many de luxe star features.

SPECIAL OFFER

£4.9.6

POWER SUPPLY KIT
To purchasers of 'Elegant Seven' parts, incorporating mains transformer, rectifier and smoothing condenser. A.C. mains 200/250 volts. Output 9v 100mA. 9/6 extra.

Plus 7/6 P. & P. Parts List and circuit diagram 2/6 FREE with parts.

- ★ De luxe wooden cabinet size 12 1/2" x 8 1/2" x 3 1/2".
- ★ Horizontal easy to read tuning scale printed grey with black letters, size 1 1/2" x 2".
- ★ High 'Q' ferrite rod aerial.
- ★ I.F. neutralization on each separate stage.
- ★ D.C. coupled push pull output stage with separate A.C. negative feedback.

- ★ Room filling output 300mW.
- ★ Ready etched and drilled printed circuit board back printed for foolproof construction.
- ★ Fully comprehensive instructions and point-to-point wiring diagrams.
- ★ Car aerial socket.
- ★ Fully tunable over medium and long wave. 158-535 metres and 1:250-2000 metres.
- ★ All components ferrite rod and tuning assembly mount on printed board.
- ★ 5" P.M. speaker.
- ★ Parts list and circuit diagram 2/6, free with parts.

RADIO & TV COMPONENTS (ACTON) LTD.

21C HIGH STREET, ACTON, LONDON, W3

OPEN 9 a.m.—6 p.m. INCLUDING SATS. EARLY CLOSING WED. GOODS NOT DESPATCHED OUTSIDE U.K. TERMS C.W.O.

All enquiries stamped addressed envelope

All orders by post to be sent to our Acton address
323 EDGWARE ROAD, LONDON W2

Personal shoppers only. Early closing Thursdays.

FLASH:

INCREDIBLE MEDIUM WAVE DX RECEPTION A. H. CHILD, W6TYP OF SAN FRANCISCO WHO REPORTS? "I COPY STNS. AS LOW AS 1KW IN JAPAN; KOREA, CHINA & TONGA ISLANDS; ONE OF THE BEST IS JOHR ON 1040KHZ. THEY ARE A GOOD S8 AT 5 A.M. P.S.T."

ALL WITH A

JOYSTICK VFA

SEE IT & BUY IT FROM:

BATH—Ryland Huntley.
 BIRKENHEAD—D.S. Radio & Electrical
 Stores 108 Chester Street.
 BIRMINGHAM—Chas. H. Young Ltd.
 BIRMINGHAM—R.S.C. Hi-Fi Centres Ltd.
 BOURNEMOUTH—National Radio Supplies
 BRADFORD—Radio Ham Shack.
 BRADFORD—R.S.C. Hi-Fi Centres Ltd.
 BRIGHTON—Technical Trading Company.
 BRISTOL—R.S.C. Hi-Fi Centres Ltd.
 BURNLEY—Trafalgar Supplies.
 CARDIFF—Wesak Radio.
 CHELTENHAM—Spa Radio Ltd.
 CHESTERFIELD—J. Tweedy Ltd.
 COVENTRY—Swanco Products Ltd
 DARLINGTON—R.S.C. Hi-Fi Centres Ltd.
 DERBY—R.S.C. Hi-Fi Centres Ltd.
 DONCASTER—B. Page.
 EDINBURGH—F. Brown & Co.
 EDINBURGH—R.S.C. Hi-Fi Centres Ltd.
 EXETER—Electrosure Ltd.
 FOLKESTONE—John Gilding Ltd.
 GLASGOW—R.M.E. Surplus Supplies.
 GLASGOW—R.S.C. Hi-Fi Centres Ltd.
 GOREBRIDGE—Gilmour Stewart.

HALIFAX—Albert Hind Ltd.
 HARTLEPOOL—The Radio Shop.
 HUDDERSFIELD—Radio Craft (Hudd.) Ltd.
 HULL—R.S.C. Hi-Fi Centres Ltd.
 HULL—Short Wave (Hull) Ltd.
 ILFORD—Radio Developments Ltd.
 LEEDS—R.S.C. Hi-Fi Centres Ltd.
 LEICESTER—S. May Ltd.
 LEICESTER—R.S.C. Hi-Fi Centres Ltd.
 LIVERPOOL—R.S.C. Hi-Fi Centres Ltd.
 LIVERPOOL—Stephens-James Ltd.
 LEYTONSTONE—R.T. & I. Ltd.
 LONDON—Daystrom Ltd.
 LONDON—G. W. Smith & Co. Ltd.
 LONDON—Lasky's Radio Ltd.
 LONDON—R.T. & I. Electronics Ltd.
 LONDON—Alfred Imhof Ltd.
 LOUGHBOROUGH—Taurus Electrical Services.
 LUTON—Coventry Radio Ltd.
 MANCHESTER—R.S.C. Hi-Fi Centres Ltd.
 MIDDLESBROUGH—R.S.C. Hi-Fi Centres Ltd.
 NEWARK—George Francis.
 NEWCASTLE-UNDER-LYME—Sidney T. Chadwick.

NEWCASTLE UPON TYNE—Rickleby & Freeman Ltd.
 NEWCASTLE UPON TYNE—R.S.C. Hi-Fi Centres Ltd.
 NEWPORT—K. F. Paull Ltd.
 NOTTINGHAM—Pete's Electronics Ltd.
 PLYMOUTH—Radio Parts-Components Specialists.
 PORTSMOUTH—Technical Trading Co.
 PURLEY—G3HSC.
 SCARBOROUGH—Derwent Radio Ltd.
 SHEFFIELD—R.S.C. Hi-Fi Centres Ltd.
 SOUTHAMPTON—Technical Trading Co.
 SOUTH SHIELDS—J. R. Gough Electronics.
 ST. HELENS—Harold Stott Ltd.
 STOKE-ON-TRENT—(see Sidney T. Chadwick, Newcastle-under-Lyme).
 SUNDERLAND—The Red Radio Shop.
 WALSALL—Normal Service Ltd.
 WOLVERHAMPTON—Ling's Radio & Electronics 32 Snow Hill.
 WORCESTER—Jack Porter Ltd.
 WORTHING—G.W.M. Radio Ltd.
 WORTHING—Technical Trading Co.

OR WRITE DIRECT TO:

PARTRIDGE ELECTRONICS LTD. Dept P.W.7
 CAISTER HOUSE, PROSPECT ROAD, BROADSTAIRS, KENT



FABULOUS VALUE
TRANSISTORISED STEREO HI-FI RECORD PLAYER
 Build your own Hi-Fi Record Player with the Serenade fully transistorised amplifier which comes complete with 2-10" x 6" speakers and the latest BSR 4 Speed Stereo Mono Record Changer.
 Advanced solid state amplifier only 4 1/2" deep, 14 transistors plus 4 diodes, separate Bass and Treble—10 watts total power. Frequency response 50-15,000 c/s.
 EASY TO INSTALL
 NO TECHNICAL KNOWLEDGE REQUIRED
ONLY 26 + P&P 17/6
 H.P. terms available. Deposit £6.16:6d and 12 monthly payments of 38/5d (Total H.P. £29:17:6d). Send £7.14:00 today.

FANTASTIC BARGAIN OFFER!
"TRANSCONTINENTAL"
FULLY TRANSISTORISED STEREO PHONIC RADIOGRAM CHASSIS
 Complete with 2-10" x 6" speakers and the latest BSR Mono/Stereo Record Changer—a complete radiogram at half normal price **ONLY 34 1/2 + P&P 17/6**
 10 Watts Total output
 17 Transistors & 10 diodes
 EASILY FITTED NO TECHNICAL KNOWLEDGE NECESSARY
 H.P. available £9:2:6d deposit plus 18 monthly payments of £1:15:9d (Total H.P. £41:6:0).
 Send £10 today

Callers Welcome

POST THIS COUPON NOW!

PLEASE SEND ME FREE DETAILS OF YOUR RANGE

Name _____
 Address _____

LEWIS radio 100 CHASE SIDE, SOUTHGATE, Dep. P78
 LONDON, N.14, TELEPHONE PAL 3733/8660

WIRECOMP ELECTRONICS

IT'S ALWAYS SALE TIME

AT THE

WIRECOMP BARGAIN CENTRE!!!

BARGAINS ★ BARGAINS BARGAINS

There's something for everyone in our vast stocks of surplus and first-class reconditioned equipment—

RECORD PLAYERS • HI-FI EQUIPMENT
TELEVISIONS (from £4 !!) • RADIOS
TAPE RECORDERS • W/TALKIES
SPECIALISTS IN THE UNUSUAL !

COME AND LOOK TODAY
48 TOTTENHAM COURT ROAD, W.1
 Telephone 01-636 0647

S B ELECTRONICS

A better buy each month

● **BARGAIN PRICE STEREO AMPLIFIER—13½ GNS. ONLY.** 27 gns. retail value. A fully transistorised high fidelity stereo amplifier complete in free standing case. Switched input facilities. Socket (1) Tape or crystal pick-up. (2) Radio tuner. (3) Ceramic pick-up mike. Controls: volume, bass, treble, balance, input selector switch. Stereo/mono switch. Facia plate rigid Perspex with black/silver background and matching black edged knobs with spun silver centre. **Output 6 watts per channel (R.M.S.), 12 watts mono.** Free response +3dB 20–20,000 hz. Bass boost approx. 10+12dB. Treble cut 2–16dB. Approx. negative feedback —18dB over main amp. 12 months unconditional guarantee. P. & P. 6/-.

● **BARGAIN PRICE STEREO AMPLIFIER—7 GNS. ONLY.** 16 gns. retail value. A high fidelity unit complete in free standing case. Ideal for crystal or ceramic pick-up, tape, radio tuner. Fully integrated. Facia plate rigid Perspex. Black/silver matching knobs. **Output 4 watts per channel R.M.S.** 12 months unconditional guarantee. P. & P. 5/6.

● **BARGAIN PRICE MONO AMPLIFIER—7 GNS. ONLY.** 14 gns. retail value. A high fidelity unit providing excellent results at all output levels complete in free standing case. Frequency response: 30–20,000 c.p.s. —2dB. Sensitivity 5 mV max. Harmonic distortion 0.5% at 1,000 c.p.s. Output 3–8–15 ohms. Input: mike, gram, radio tuner, tape recorder. Controls (5): volume, bass, treble, mains switch, input selector. Facia rigid Perspex black/silver with matching knobs. **Output 6 watts R.M.S. (certified).** 12 months unconditional guarantee. P. & P. 5

● **CHANGER DECKS—ALL AT BARGAIN PRICES.**

GARRARD 1000–1025	£6 5 0 P. & P.	7/6
GARRARD 2000–2025	£6 15 0 P. & P.	7/6
GARRARD 3000–3500	£8 19 6 P. & P.	7/6
GARRARD AT60 Mk. II	£12 10 0 P. & P.	8/6
GARRARD SL55	£11 10 0 P. & P.	8/6
GARRARD SP25 Mk. II	£11 15 0 P. & P.	8/6
GARRARD LAB80 Mk. II	£23 10 0 P. & P.	10/6
GARRARD SRP22	£4.10.0 P. & P.	5/6
B.S.R. UA25	£6.5.0 P. & P.	7/6

Plinths to suit all the above, beautifully styled and of No. 1 manufacture. £2.5.0 ONLY. P. & P. 5/-.

● **BARGAIN PRICE A.M. SUPERHET TUNER UNIT—6 GNS. ONLY.** 12 gns. retail value. Mains operated, fully transistorised, ferrite rod aerials. Simply add to any of our amplifiers for outstanding results. 12 months unconditional guarantee. P. & P. 5/6.

● **BARGAIN PRICE F.M. TUNER UNIT—8 GNS. ONLY.** 16 gns. retail value. Mains operated, 6 transistor unit. S/M horizontal dial, 2 I.F. stages, coupled double tuned discriminator terminating in I.F. Ample output for all amplifiers. Highly recommended. 12 months unconditional guarantee. P. & P. 5/6.

● **BARGAIN PRICE L.W./M.W./F.M. TUNER UNIT—16 GNS. ONLY.** 30 gns. retail value. Mains operated, fully transistorised. Output 5 mV, exceptional sensitivity and selectivity on all bands. L.W. 180–360 Kc/s. A.M. 600–1400 Kc/s. F.M. 88–108 Mc/s. Complete with aerials, 3 band horizontal dial. 12 months unconditional guarantee. P. & P. 6/6.

● **BARGAIN—RECORD PLAYER AMPLIFIERS—47/6 ONLY.** EL84 output, 2 controls, flying panel, A.C. mains operated 230–240 volt. Non-live chassis. Fully built and tested. 12 months unconditional guarantee. P. & P. 2/6.

● **BARGAIN—RECORD PLAYER AMPLIFIER UNIT—52/6 ONLY.** Complete with valves (UCL82 output). Fully built and tested, mounted on board with speaker. Knobs supplied. All leads attached ready for instant connection to your turntable. 12 months unconditional guarantee. P. & P. 3/6.

● **BARGAIN—RECORD PLAYER CABINETS—52/6 ONLY.** Strongly built wooden cabinet—two tone gilt fittings, carrying handle. Suitable for any amplifier. Ample space for speaker. Matching Garrard or B.S.R. cut-out board supplied free. P. & P. 5/-.

● **BARGAIN—SPEAKERS, STANDARD AND HIGH FIDELITY.** 5in. round, 7 x 4in. elliptical, 8in. round. All 3 ohms. ALL ONE PRICE, 15/- P. & P. 2/6.

Our high fidelity equipment is not advertised due to space limitations. In stock and on demonstration all famous names—Leak, Wharfedale, Rogers, Rason, Thorens. Up to 15% discount against recommended retail prices.

● **BARGAIN—E.M.I. 8 x 5in. ELLIPTICAL—OUR PRICE 27/6 POST FREE.** 12,000 lines gauss, 5 watts, Accomax magnet. Sold elsewhere at 50/- 3 or 15 ohms. Brand new with 12 months unconditional guarantee.

● **BARGAIN—E.M.I. 13 x 8in. ELLIPTICAL—OUR PRICE 47/6 POST FREE.** 12,000 lines gauss, 10 watts, Accomax magnet. Sold elsewhere at £4. 3 or 15 ohms. Brand new with 12 months unconditional guarantee.

● **BARGAIN—BAKER-SELHURST DE-LUXE—OUR PRICE £4.19.6 ONLY.** 12in. dia. round, 15 watt rating, 12,000 lines gauss, Accomax magnet. 3 or 15 ohms. Response: 45–13,000 c.p.s. Bass resonance 40–50 c.p.s. Solid aluminium chassis. Brand new with 12 months unconditional guarantee. P. & P. 6/6.

● **BARGAIN—BAKER-SELHURST GUITAR GROUP 25—£4.19.6 ONLY.** 12in. dia. round, 25 watt rating, 12,000 lines gauss, 15 ohms. Response: 30–10,000 c.p.s. Solid aluminium chassis. Heavy duty core. Brand new with 12 months unconditional guarantee. P. & P. 6/6.

● **CARTRIDGES—ALL AT BARGAIN PRICES.**

SONOTONE 9TA/HC sapphire (stereo)	£2 0 0
SONOTONE 9TA/HC diamond (stereo)	£2 5 0
SONOTONE 2T ceramic HC (mono)	£1 2 0
ACOS GP91/3 HC (mono)	£1 0 0
E.R.S.M.B. crystal (mono)	£1 0 0
E.R.S.M.B. ceramic (mono)	£1 0 0
E.R.S.M.B. ceramic (stereo)	£1 5 0
TC8H (mono)	£1 0 0
TC8M (mono)	£1 0 0
Cl stereo	£2 2 0

All cartridges are supplied with fixing brackets and screws at no extra cost.

● **BARGAIN—PHILIPS INTERCOM SYSTEM—OUR PRICE 59/6 ONLY.** Retail value £66.0. This equipment is ideal for baby alarm, office, home. Hundreds of uses. Absolutely brand new in handsome presentation case containing all leads, etc. 12 months unconditional guarantee. P. & P. 3/6.

● **BARGAIN—CAR RADIOS—OUR PRICE 9 GNS.** Retail value 16 gns. Negative or positive earth (switched). Well known brand name. Fully transistorised, 12 volt, medium and long waves. Speaker and fitting kit supplied at no extra cost. 12 months unconditional guarantee. P. & P. 7/6.

● **BARGAIN—CAR AERIALS. OUR PRICE 22/6.** Retail value 37/6. Wing mounting, heavy chrome plate, retractable. A snip. Buy while stocks last.

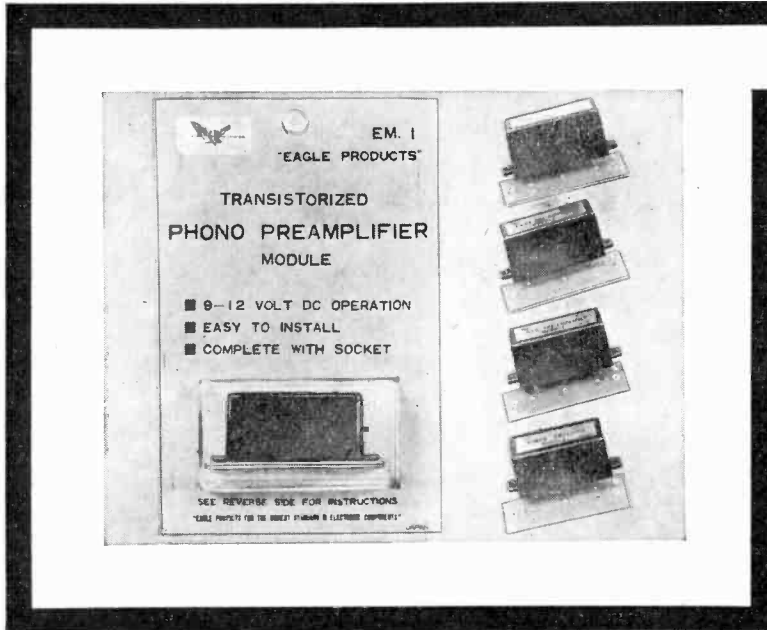
● **BARGAIN—CAR RADIO/PORTABLE—OUR PRICE 4½ GNS. ONLY.** Retail value 7½ gns. Single waveband (medium). Fully transistorised. A beautiful radio, the performance has to be heard to be believed. 12 months guarantee. P. & P. 4/6. **Free with this Radio—suitable window mounting car aerial.**

● **BARGAIN—SLIMLINE TV RECEIVERS IN MINT CONDITION.** 17in., 19in., 21in. Checked complete and working but less I.F. strip. **OUR PRICE £9.10.0 ONLY.** I.F. strips supplied at 45/- if required. Fitting charge for I.F. strip £2.2.0 if requested. P. & P. TV Set 30/- P. & P. I.F. strip 5/- If purchased together 30/- Personal collection advised, otherwise despatched at customers risk.

● **BARGAIN—DIODES—OUR PRICE £1 for 750.** In 750 lots only. All assorted.

S B ELECTRONICS ATLAS HOUSE, CHORLEY OLD RD., Tel.: BOLTON 25881
BOLTON, LANCs.

LOOKING FOR SOMETHING DIFFERENT?



EAGLE'S new range of plug-in all-transistor miniature modules.
 EM.1 Phono Pre-amplifier
 EM.2 Tape Head Pre-amplifier
 EM.3 Microphone Pre-amplifier
 EM.4 Power Amplifier
 Each module is completely assembled and supplied with mounting socket to enable them to plug in and out of circuits. Visit your EAGLE dealer to inspect these new miniature modules . . . such good value at 32/6d. each.

FOR VERSATILITY
 RELIABILITY AND
 SOUND VALUE
 INSIST ON



Distributed by
 B. Adler & Sons (Radio) Ltd.
 Coptic Street, London, W.C.1

HOME RADIO (Mitcham) LTD., Dept. PW, 187 London Road, Mitcham, Surrey, CR4 2YQ Phone : 01-648 3282

THE ELECTRONIC COMPONENTS CATALOGUE THAT SETS THE STANDARD



Used and acclaimed by:-

- SCIENTISTS
- ENGINEERS
- TECHNICIANS
- TEACHERS &
- STUDENTS

This edition of the Home Radio Catalogue is the result of ten years of careful selecting, compiling and indexing. It is the most comprehensive we have ever produced — it has 256 pages, over 7,000 items and over 1,300 illustrations. With each catalogue we supply our unique Bargain List, Book Mark giving Electronic Abbreviations, an Order Form, an addressed envelope, and 5 Vouchers each worth 1/- when used as directed. All this for only 7/6 plus 2/- post and packing. Send the coupon today, with your cheque or P.O. for 9/6.

Of course no catalogue is ever really finalised. As soon as we have one edition off the press, our researchers get busy finding out what is the latest in the world of Radio and Electronics—ready for the next printing.

Please write Name & Address in block capitals

NAME

ADDRESS


.....

.....

Home Radio (Mitcham) Ltd., Dept PW, 187 London Road, Mitcham, CR4 2YQ

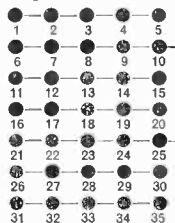
S-DeC_{new}

the professional breadboard



S-DeCs are a professional breadboard which are used in their thousands in industrial and Government research laboratories and being used increasingly in educational establishments from degree level electronics courses to the teaching of electricity to primary school children. This breadboard is sold world wide, and over 50% of current production is exported.

The diagram shows the layout of the contacts on S-DeC. Each S-DeC contains two of these panels, permitting most electronic building blocks to be accommodated. DeCs may be joined using the keying method provided to form a stable area of any size. The connection points are on a $\frac{3}{16}$ in. matrix. Components are simply pushed into the contacts and may be withdrawn at will.




Experiment and Project Guides: S.D.C. Products provide a series of experiment and project guides for educational users. These are available to the enthusiast and full details can be supplied, either from 'Electroniques' (Edinburgh Way, Harlow, Essex) or the manufacturers, S.D.C. Products (Electronics) Ltd.

Accessory Kits: With every S-DeC kit purchased there are included accessories. A control panel is supplied for mounting such things as potentiometers, and this panel simply slots into the S-DeC base. Other accessories include small compression springs for making solderless connections to controls and clips for mounting such things as ferrite rods on the panel. Also included with each kit is an instruction leaflet and booklet of projects.

Projects on S-DeC: In every kit a booklet of circuits is supplied with full instructions for assembly of the circuits on DeCs. The circuits include a three transistor reflex radio with diode detection, morse practice oscillator, electronic flasher, a monostable multivibrator, a three stage audio amplifier, (picture of amplifier mounted on a DeC below) and circuits for a number of oscillators.

Insertion/Withdrawal Force 90 gm. wt.
Capacitance between adjacent rows of contacts 3pF.
Resistance between adjacent contacts 10m Ω
Resistance between adjacent rows of contacts 10¹⁰ Ω



Single DeCs: One S-DeC with Control Panel, Jig and Accessories for solderless connections to controls, etc., with booklet 'Projects on S-DeC' giving construction details for a variety of circuits. 29/6d. retail.

4-DeC Kit: Four S-DeCs with two Control Panels, Jigs and Accessories and the booklet 'Projects on S-DeC' all contained in a strong attractive plastic case. Ideal for the professional user, £5.17.6d. retail.

Available from leading suppliers and 'Electroniques' dealers

In case of difficulty DeCs may be purchased direct from the manufacturers. Include 6d. (in the case of single DeCs) and 2/6d. (in the case of 4-DeCs) to cover postage and packing.

S.D.C. PRODUCTS (Electronics) LTD
Corn Exchange : Chelmsford : Essex
TELEPHONE OCH 5 56215

VALVES/SEMI-CONDUCTORS

BRAND NEW & GUARANTEED

OA2	6/-	634	9/-	30FL1	15/-	BCF82	7/6	GZ32	11/6	PY801	8/-
OB2	6/-	676	3/6	30L15	15/-	ECH35	11/6	GZ34	11/6	U25	15/-
IR5	6/-	6K8	4/-	30P19	14/-	ECH42	11/-	MU14	8/-	U26	15/-
IR6	4/6	6L6	4/6	30P11	15/-	ECH81	6/6	PABC80	7/6	U91	14/-
IT4	7/-	6Q7	8/6	30PL13	16/-	ECH83	6/6	PCC84	6/6	U92	8/-
IU4	6/-	68G7	6/-	35L6	8/-	ECL80	7/6	PCC85	8/-	U301	11/-
IU5	7/-	68J7	7/-	35Z4	8/6	ECL82	7/6	PCC88	11/6	U801	17/-
2D21	5/-	68L10	6/-	35W4	5/3	ECL83	10/6	PCC89	11/6	UABC80	6/-
3A5	10/-	68M7	5/6	50B5	6/6	ECL86	9/6	PCC89182	10/6	UAF42	10/-
3Q4	7/-	6U7	7/-	50C5	6/6	EF35	7/6	PC88	11/-	UBC41	8/-
3R4	5/-	6V6	5/-	50	7/-	EF40	10/-	PC88	9/-	UBF89	7/-
3V4	6/-	6X4	4/8	AZ31	10/-	EF41	9/6	PC97	8/6	UBF89	7/-
5R4	9/-	6X5	5/-	DAF91	4/6	EF42	10/6	PC90	9/6	UC84	10/-
5V4	8/6	7B7	7/-	DAF96	7/6	EF50	5/-	PCF80	7/6	UC88	10/-
5V4	8/6	7C6	6/6	DF91	3/6	EF55	6/6	PCF82	7/6	UCF80	9/6
5Y3	5/6	7Z4	3/6	DF95	7/6	EF56	7/6	PCF84	9/-	UCI42	10/-
5Z4	8/-	10C2	15/-	DK91	6/6	EF59	6/6	PCF86	9/-	UCH81	7/6
6/30L2	12/6	10F1	9/-	DK92	8/6	EF91	4/-	PCF8015	10/6	UCL82	8/-
6A07	4/-	10P13	15/-	DK96	8/6	EF92	4/-	PCF8010	10/6	UCL83	10/-
6A07	6/-	10P14	18/-	DL92	5/6	EF183	7/6	PCF80210	10/6	UF41	10/-
6AK5	5/-	12A7	6/6	DL94	6/6	EF184	7/6	PCF80514	10/6	UF80	7/6
6AL5	3/-	12A7	4/6	DL96	8/6	EL33	12/6	PCL82	7/6	UY85	7/6
6AM6	4/-	12A07	5/-	DY86	6/6	EL34	11/-	PCL83	9/6	UF89	7/6
6AQ5	6/-	12AX7	6/-	E88CC	12/6	EL41	9/6	PCL84	8/6	UI41	10/-
6AR6	6/-	12BA6	6/6	EABC80	7/6	EL42	11/-	PCL85	9/6	UL84	7/6
6AT6	5/6	12BE6	6/6	E180F	15/-	EL81	9/6	PCL86	9/6	UY41	7/6
6AU6	5/6	12AT6	6/6	EL84	5/6	EL84	5/6	PFL20012	10/6	VR105/30	5/6
6BA6	4/8	12Q7	5/6	EB91	3/6	EL85	3/6	PL36	10/6	VR105/30	5/6
6BE6	5/8	12R07	7/6	EBC41	9/6	EL91	4/-	PL81	8/6	VR105/30	5/6
6BH6	8/-	19A05	6/6	EBC81	7/6	EL95	5/8	PL82	7/6	VR105/30	5/6
6H6	6/-	20F2	14/-	EBF80	7/6	EM80	7/6	PL83	7/6	VR105/30	5/6
6BR7	11/-	MAT15	7/6	EBF83	6/6	EM81	8/6	PL84	6/6	VR105/30	5/6
6BZ6	7/-	20P1	12/-	EBF89	7/6	EM84	7/6	PL50	14/6	VR105/30	5/6
6C4	3/6	20P3	12/-	ECC40	11/6	EM87	7/6	PY33	9/6	VR105/30	5/6
6C6	4/-	20P4	19/-	ECC81	4/-	EY51	7/6	PY80	5/6	VR105/30	5/6
6CD6	20/-	25L6	6/6	ECC82	5/6	EY86	7/6	PY81	8/6	VR105/30	5/6
6CH6	6/-	35Z4	8/6	ECC83	6/6	EZ40	8/6	PY82	6/6	VR105/30	5/6
6CL6	10/-	30C15	13/6	ECC84	6/6	EZ41	8/6	PY83	6/6	VR105/30	5/6
6D6	3/-	30C18	14/-	ECC85	5/6	EZ80	5/6	PY88	7/6	VR105/30	5/6
6E5	8/-	30F5	14/-	ECP80	7/6	EZ81	5/6	PY80	8/6	VR105/30	5/6

TRANSISTORS

2N 753	4/6	BC108	5/6	OC71	4/-	ST140	4/-
2N 2160	14/11	BC109	5/6	OC72	4/-	ST141	6/6
2N 2926	5/6	BSY28	4/6	OC73	5/6	XA104	4/6
AC107	4/6	BSY65	4/6	OC75	4/6	XA125	4/6
AC126	4/6	BSY35A	5/6	OC76	4/6	XB112	3/6
AO127	4/6	GET106	5/6	OC77	4/6	XC141	7/6
AC128	4/6	GET113	5/6	OC78	5/6	PHOTO	10/6
ACY19	5/6	GET87	5/6	OC81	4/6	TRANSIS-	10/6
ACY29	5/6	GET87A	4/6	OC81M	2/6	TORS	12/6
AD140	8/6	MAT100	7/6	OC81D	4/6		
AD149	16/-	MAT101	8/6	OC81DM	2/6		
ADT140	15/-	MAT121	8/6	OC83	4/6		
AF114	6/6	OC23	8/6	OC139	8/6	IN34A	4/6
AF115	4/6	OC26	7/6	OC140	11/-	OA5	3/6
AF116	4/6	OC28	8/6	OC189	4/6	OA10	4/6
AF117	4/6	OC35	8/6	OC170	4/6	OA70	2/6
AF118	4/6	OC41	5/6	OC171	4/6	OA79	2/6
AF119	4/6	OC42	5/6	OC200	9/6	OA81	2/6
ASV28	7/-	OC44	4/-	OC201	11/-	OA80	2/6
EC107	5/6	OC45	4/-	OC203	12/6	OA95	2/6

SILICON

60 P.I.V.	6 AMP 5/6
290 MA.	290 P.I.V.
2N P.I.V.	8 AMP 7/6
1 AMP 3/6	700 P.I.V.
140 P.I.V.	100 AMP
165MA 1/-	800 P.I.V.
150 P.I.V.	600MA 5/6
25AMP10/-	800 P.I.V.
200 P.I.V.	5 AMP 7/6
6 AMP 5/6	1000 P.I.V.
400 P.I.V.	6 AMP 7/6
500MA 3/6	1000 P.I.V.
3 AMP 7/6	650MA 6/6

THYRISTORS

400 P.I.V.	200 P.I.V.
3 AMP 7/6	7 AMP 15/6
100 P.I.V.	400 P.I.V.
7 AMP 13/6	7 AMP 15/6

PLEASE ADD POSTAGE

ZENER DIODES

OA2202 6/6	OA2203 6/6	OA2204 6/6	OA2205 6/6	OA2206 6/6	OA2207 6/6	OA2208 6/6	OA2209 6/6	OA2210 6/6	OA2211 6/6	OA2212 6/6	OA2213 6/6	OA2214 6/6	OA2215 6/6
------------	------------	------------	------------	------------	------------	------------	------------	------------	------------	------------	------------	------------	------------

2.4V. 1 WATT SERIES 5%
2.4, 2.7, 3.3, 3.9, 4.3, 13, 16, 18, 20, 30, 33 volt. 5/- each.
Z series. All voltages from 3.9-50 volt. 250 mW. 2/6 ea.
1.5 w. 4/- ea. 7 w. 5/- each.

LAFAYETTE TE46 RESISTANCE CAPACITY ANALYSER

2 pF-2,000 mFd
2 ohms 200 meg-ohms. Also checks impedance, turns ratio, insulation, 200/250V A.C.
Brand New \$15.
Carr. 7/6.

ARF-100 COMBINED AF-RF SIGNAL GENERATOR

AP. SINE WAVE
20-200,000 c/s.
Square wave 20-30,000 c/s.
HIGH IMP. 21V
P/P600 0.3-8V P.P.
TF 100Kc/s-300 Mc/s. Variable R.F. modulation. Incorporates dual purpose meter to monitor AF output and % mod. on R.F. 220/240V A.C. \$27.10.0. Carr. 7/6.

T.E.40 HIGH SENSITIVITY A.C. VOLTMETER

10 meg. input 10 ranges:-
0.1-0.031-1/31/310 / 30
1/100/300V. R.M.S. 4cps-
4.2Mc/s. Decibels -4 to +50 dB. Supplied brand new complete with leads and instructions. Operation 230V. A.C. \$17.10.0. Carr. 5/-.

TE-20RF SIGNAL GENERATOR

Accurate wide range signal generator 120 Kc/s-260 Mc/s on 6 bands. Directly calibrated. Variable R.F. attenuator. Operation 200/240V. A.C. Brand new with instructions. \$15.0.0. P. & P. 7/6, S.A.E. for details.

T.M.C. 1000 SERIES KEY SWITCHES

Brand New with knobs as follows:
1 way. 2 c/o 7/6; 1 way. 2 c/o 2b, 7/6; 1 way 4 c/o, 8/-; 1 way 9, 3m, 8/6; 2 way, 2 c/o, 2 c/o, 8/6; 2 way, 2 c/o, 4 c/o, 10/-.
Post extra. Quantities available.

AUTO TRANSFORMERS

0/115/230V. Step up or step down. Fully shrouded.
500 W. \$3.10.0 P. & P. 6/6.
1,000 W. \$5.10.0 P. & P. 7/6.
1,500 W. \$6.10.0 P. & P. 8/6.
3,000 W. \$7.10.0 P. & P. 12/6.
7,500 W. \$15.10.0 P. & P. 20/-.



ADMIRALTY B.40 RECEIVERS

Just released by the Ministry. High quality 10 valve receiver manufactured by Murphy. Coverage in 5 bands 650 Kc/s-30 Mc/s. I.F. 500 Kc/s. Incorporates 2 R.F. and 3 I.F. stages, band-pass filter, noise limiter, crystal controlled B.F.O., callibrator, I/F. output, etc. Built-in speaker, output for phones. Operation 150/230 volt A.C. Size 19 1/2 x 13 1/2 x 1 1/2 in. Weight 114 lbs. Offered in good working condition. \$22.10.0. Carr. 30/-.

SOLARTRON CD711S.2. DOUBLE BEAM OSCILLOSCOPE



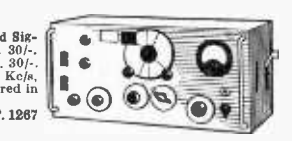
An extremely high quality oscilloscope originally costing \$400. Switched beam. Identical Y1, Y2 Amplifiers for 9 Mc/s. Sensitivity 3mV/CM to 100 V/CM. Time base 10μ/1 sec. to 10 M/sec. Callibrator. X amplifier D.C. to 2.5 Mc/s. Z Modulation. 110/200/250V. A.C. Supplied in perfect condition complete with circuit lead and R.F. probe \$25. Carr. 15/-.

AVO CT.38 ELECTRONIC MULTIMETERS

High quality 97 range instrument which measures A.C. and D.C. Voltage, Current, Resistance and Power output. Ranges D.C. volts 250mV-10,000 v. (10 megΩ input), D.C. current 10μA-25 amps. Ohms: 0-1,000 megΩ. A.C. volt 100 mV-250V. (with R.F. measuring head up to 250 Mc/s). A.C. current 10μA-25 amps. Operation 0/110/200/250V. C. Supplied in perfect condition complete with circuit lead and R.F. probe \$25. Carr. 15/-.

MARCONI TEST EQUIPMENT

Ex-Military reconditioned. T.P. 1446 Standard Signal Generators. 85 Kc/s-25 Mc/s. \$25. Carr. 30/-.
T.P. 885 Video Oscillator. 0-5 Mc/s. \$45. Carr. 30/-.
T.P. 195M. Beat Frequency Oscillator. 0-40 Kc/s. 200/250 v. A.C. \$20. Carr. 30/-. All above offered in excellent condition fully tested and checked.
T.P. 1100 Valve Voltmeter. Brand new. \$50. T.P. 1287 Transmission Test Set. Brand new, \$75.



AM/FM SIGNAL GENERATORS

Oscillator Test No. 2. A high quality precision instrument made for the Ministry by Airmec. Frequency coverage 20-50 Mc/s. AM/CM/FM. Incorporates precision dial level meter, precision attenuator 1 μV-100mV. Operation from 12 volt D.C. or 0/110/200/250 volt A.C. Size 12 x 8 1/2 x 9 in. Supplied in brand new condition complete with all connectors fully tested. \$45. Carr. 30/-.

TYPE 13A DOUBLE BEAM OSCILLOSCOPES

An excellent general purpose D/B oscilloscope. T.B. 2cps-750 Kc/s. Bandwidth 5-5 Mc/s. Sensitivity 33mV/CM. Operating voltage 0/110/200/250V. A.C. Supplied in excellent working condition. \$22.10.0. Or complete with all accessories, probe, leads, lid, etc. \$25. Carriage 30/-.

Variable Voltage TRANSFORMERS

Brand new, guaranteed and carriage paid. High quality construction. Input 230V. 50-60 cycles. Output fully variable from 0-250 volts. Bulk quantities available.
1 amp.—\$5.10.0; 2.5 amp.—\$6.16.0; 5 amp.—\$9.15.0;
5 amp.—\$14.10.0; 10 amp.—\$18.10.0; 12 amp.—\$21.0.0;
20 amp.—\$37.0.0.

PRINTED CIRCUITS

Five assorted printed circuit boards with resistors, diodes, capacitors, etc. Guaranteed minimum 20 transistors. Ideal for experimenters. 5 boards for 10/- P. & P. 2/-.

AVOMETERS

Supplied in excellent condition, fully tested and checked. Complete with probe, leads and instructions.
Model 47A \$3.19.6
Model 7 \$13.10.0
Model 8 \$18. P. & P. 7/6 each.

TE22 SINE SQUARE WAVE AUDIO GENERATORS

Size: 20c/s to 200 Kc/s on 4 bands. Square wave 20c/s to 30Kc/s. Output impedance 5,000 ohms, 200/250V A.C. Supplied brand new and guaranteed with instruction manual and leads, \$15. Carr. 7/6.

SOLARTRON MONITOR OSCILLOSCOPE TYPE 101

An extremely high quality oscilloscope with time base of 10μ/1 sec. to 20 m/sec. Internal Y amplifier. Separate mains power supply 200/250V. Supplied in excellent condition with cables, probe, etc., as received from Ministry. \$8.19.6. Carriage 30/-.

DUBILIER NITROGEL CONDENSERS

Brand new. 8 mfd. 800V. 8/6. P. & P. 2/-; 2 mFd. 5,000 V. 42/6. P. & P. 5/-.

R.C.A. AR88 SPEAKERS

8in. 3 ohm speakers in metal case. Black crackle finish to match our 88 Receivers. Available brand new and boxed with leads. 59/6. Carr. 7/6.

LUCAS 20/0/20 AMMETERS

Brand new boxed. Suitable car-motorcycle. 12/6. P. & P. 2/-.

HANSEN SWR BRIDGES

52 ohm 69/6 P. & P. 3/6

LELAND MODEL 27 BEAT FREQUENCY OSCILLATORS

0-25 Kc/s. Output 5K or 600 ohms, 200/250 V. A.C. offered in excellent condition. \$12.10.0. Carriage 10/-.

G. W. SMITH & CO (RADIO) LTD. 3-34 Lisle St., W.C.2. Also see opps. page

MULTIMETERS for EVERY purpose!

MODEL AS-100D. 100K Ω /VOLT 5in. mirror scale. Built-in meter protection. 0/3/12/60/120/300/600/1200 v. A.C. 0/5/30/120/300/600 v. A.C. 0/10 μ A/6/60/300mA/12 Amp. 0/2K/200K/2M/200M Ω . -20 to +17 dB. £12.10. P. & P. 3/6.



NEW MODEL 500 30,000 O.P.V. with overload protection, mirror scale 0/5/2.5/10/25/100/250/500/1,000 v. D.C. 0/2.5/10/25/100/250/500/1,000 v. A.C. 0/50 μ A/5/50/500 mA. 12 amp. D.C. 0/60/Kg. Meg./60. Meg. Ω . £8.17.6. Post paid.


MODEL TE-12 20,000 OPV 0/0.6/6/30/120/600/1,200/3,000/6,000 V. D.C. 0/6/30/120/600/1,200 V. A.C. 0/60 μ A/6/60/600mA/0.6/K/600K/6 Meg./60. Meg. Ω 50 pF. 0-2 mFd. £5.19.6. P. & P. 3/6.



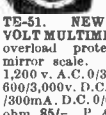
MODEL TE-10A. 200k Ω /VOLT 5/25/50/250/500/2,500 v. D.C. 10/50/100/500/1,000 v. A.C. 0/0.6 μ A/2.5 mA/250 mA D.C. 0/6K/6 Meg. ohm. -20 to +22 dB. 10-0.100 mFd. 0.100-0.1 mFd. 89/6. P. & P. 2/6.



MODEL TE-80. 20,000 O.P.V. 0/10/50/100/500/1,000 v. A.C. 0/5/25/50/250/500/1,000 v. D.C. 0-50 Ω A, 5/50/500mA. 0/6K/600K/600K/6 meg. £4.17.6. P.P. 3/-.




MODEL TE-70. 30,000 O.P.V. 0/3/15/60/300/600/1,200 v. D.C. 0/6/30/120/600/1,200 v. A.C. 0/30/300mA/0.16K/160 K/1-6M/16 Meg. Ω . £5.10.0. P. & P. 3/-.



TE-51. NEW 20,000 Ω /VOLT MULTIMETER with overload protection and mirror scale. 0/6/30/120, 1,200 v. A.C. 0/3/30/60/300/600/3,000 v. D.C. 0/60 μ A/12/300mA. D.C. 0/60K/6 meg. ohm. 89/- . P. & P. 2/6.



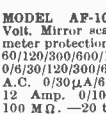
MODEL 250J. 2,000 O.P.V. 0/10/50/500/2,500 v. D.C. 0/10/50/500/2,500 v. A.C. 0/2 Meg. Ω . 0/250 mA. -20 to +36 dB. 49/6. P. & P. 2/6



MODEL PT-34. 1,000 O.P.V. 0/10/50/250/500/1,000 v. A.C. and D.C. 0/100/500 mA. D.C. 0/100 K Ω 59/6. P. & P. 1/6.



LAFAYETTE 57 Range Super 50k Ω Voltmeter. D.C. volts 125v -1000V. A.C. volts 1.5V -1000V. D.C. current 25 μ A-10 amp. Ohms 0-10 meg Ω . dB -20 to +81dB. Overload protection. £12.10.0. Carr. 3/6.



MODEL AF-105. 50k Ω /VOLT. Mirror scale, built-in meter protection. 0/3/3/12/60/120/300/600/1,200 v. D.C. 0/30/30/120/300/600/1,200 v. A.C. 0/30 μ A/6/80/300mA/12 Amp. 0/10K/1M/10M/100 M Ω . -20 to +17 dB. £8.10.0. P. & P. 3/6.



MODEL ZQM TRANSISTOR CHECKER It has the fullest capacity for checking on A, B and Ico. Equally adaptable for checking diodes, etc. Spec: A: 0-7-0-9967. B: 5-200. Ico: 0-50 microamps 0-5mA. Resistance for diode 200 Ω -1M Ω . Supplied complete with instructions, battery and leads. £5.19.6. P. & P. 2/6.



TE-65 VALVE VOLTMETER High quality instrument with 28 ranges. D.C. volts 1.5-1,500 v. A.C. volts 1.5-1,500 v. Resistance up to 1,000 megohms. 220/240 v. A.C. operation. Complete with probe and instructions £17.10.0. P. & P. 6/- . Additional Probes available. R.F. 35/- . H.V. 42/6.

HOSIDEN DH4S 2-WAY STEREO HEADPHONES Each headphone contains a 24in. woofer and a 4in. tweeter. Built in individual level controls. 25-18,000 c.p.s. 8 Ω imp. with cable and stereo plug. £5.19.6. P. & P. 2/6.



GARRARD DECKS Brand New and Guaranteed. 1025 with cartridge.....£7.10.0
1470 Mk II less cartridge.....£12.12.0
LAB 80 Mk II less cartridge.....£23.10.0
LAB 80 Mk II with base.....£27.10.0
401 Transcription less cartridge.....£27.6.0
Carriage 7/6.

F.M. WIRELESS MICROPHONES 94-104Mc/s. Transistorised. Operate from 9V battery. Complete with additional secret tip-clip microphone. List £12.10.0. ONLY £6.15.0. P. & P. 2/6. These cannot be operated in U.K.



2-WAY RADIOS Super quality. Brand new and guaranteed. 3 transistor £6.15.0 pr.
4 transistor £6.19.6 pr.
5 transistor £7.19.6 pr.
6 transistor £8.12.6 pr.
6 transistor De Luxe £12.10.0 pr.
10 transistor £22.10.0 pr.
13 transistor 500 mw £31.10.0 pr.
Post extra. These cannot be operated in U.K.



TRANSISTORISED TWO-WAY TELEPHONE INTERCOM Operative over amazingly long distances. Separate call and press to talk buttons. 9-wire connection. 1000's of applications. Beautifully finished in ebony. Supplied complete with batteries and wall brackets. £6.19.6. P. & P. 3/6.



SINCLAIR EQUIPMENT Z12 12 watt amplifier, 89/6
PZ4 Power Supply Unit 89/6
Stereo 25 Preamplifier, 29.19.6
Q14 Speakers, £7.13.6
Micromatic Radio Kit, 49/6. Built 59/6
Micro FM Radio Kit, 49/6. Built 59/6
ALL POST PAID
SPECIAL OFFER
2 Z12 Amps, PZ4 Power Supply, Stereo 25 Preamplifier, £22. or with two Q14 speakers £37.



CLEAR PLASTIC PANEL METERS

First grade quality Moving Coil panel meters available ex-stock. S.A.E. for illustrated leaflet. Discounts for quantity. Type MR 38P. 1.1in. square fronts.

500-0-500 μ A 25/-	30mA 25/-	150V. D.C. 25/-
1mA 25/-	100mA 25/-	300V. D.C. 25/-
1-0-1mA 25/-	150mA 25/-	500V. D.C. 25/-
2mA 25/-	200mA 25/-	750V. D.C. 25/-
5mA 25/-	300mA 25/-	16V. A.C. 25/-
10mA 25/-	500mA 25/-	50V. A.C. 25/-
50 μ A 37/6	100mA 25/-	150V. A.C. 25/-
50-0-50 μ A 35/-	1amp 25/-	300V. A.C. 25/-
10 μ A 35/-	2amp 25/-	500V. A.C. 25/-
100-0-100 μ A 32/6	5amp 25/-	8 meter 1mA 29/6
200 μ A 32/6	20mA 25/-	VU meter 1. 38/6
500 μ A 37/6		

Post Extra. Larger sizes available—send for lists.

UNR-30. 4-BAND COMMUNICATION RECEIVER

Covering 550 Kc/s-30 Mc/s. Incorporates variable BFO for CW/SSB reception. Built in speaker and phone jack. Metal cabinet. Operation 220/240V. A.C. Supplied brand new, guaranteed with instructions. £12.10.0 Carr. 7/6.

LAFAYETTE MODEL HA-700 AM/CW/SSB AMATEUR COMMUNICATION RECEIVER

8 Valves, 5 bands incorporating 2 MECHANICAL FILTERS for exceptional selectivity and sensitivity. Frequency coverage on 5 bands 150-400 Kc/s, 500/1,600 Kc/s, 1-6-4-0 Mc/s, 4-8-14-5 Mc/s, 10-30 Mc/s. Circuit incorporates R.F. stage, aerial trimmer, noise limiter, B.F.O. product detector, electrical bandspread, 8 meter, slide rule dial. Output for phones, low to 2k Ω or speaker 4 or 8 Ω . Operation 220/240V A.C. Size 7 1/2 x 15 x 10in. Supplied brand new and guaranteed with handbook. 36 GNS. Carr. 10/- . S.A.E. for leaflet.

LAFAYETTE MODEL HA-500 SSB/AM/CW 80 THROUGH 6 METRE RECEIVER

New outstanding Ham Bands only receiver covering the 80/40/20/15/10/6 metre bands. Incorporates 10 valves, product detector, two mechanical filters, 8 Meter, dual conversion on all bands, crystal calibrator, B.F.O. noise limiter, aerial trimmer, I.F.C. 2, 6/68 Mc/s and 455 Kc/s. Output 8 ohms and 500 ohms. Operations 220/240 volts A.C. Supplied brand new and guaranteed with handbook 42 Gns. Carr. 10/- . 100 Kc/s. crystal, 35/-.

LAFAYETTE LA-224T TRANSISTOR STEREO AMPLIFIER

19 transistors, 8 diodes, 1HF music power, 30W at 8 Ω . Response 30-20,000 \pm 2dB at 1W. Distortion 1%, or less. Inputs 3mV and 250mV. Output 3-16 Ω . Separate L and R. volume controls. Treble and bass control. Stereo phone jack. Brushed aluminium, gold anodised extruded front panel with complementary metal case. Size 10 1/2 x 9 1/8 x 7 1/8 1/16in. Operation 115/230V A.V. £25. Carr. 7/6.

★ TRANSISTORISED FM TUNER ★

6 TRANSISTOR HIGH QUALITY TUNER. 8 IZIE ONLY 6 x 4 1/2in. Size 10 1/2 x 9 1/8 x 7 1/8 1/16in. Double tuned discriminator. Ample output to feed most amplifiers. Operates on 9V battery. Coverage 88-108Mc/s. Ready built ready for use. Fantastic value for money. £6.7.6. P. & P. 2/6. Stereo multiflex adaptors 5 gns.

TRIO COMMUNICATION RECEIVER MODEL 9R-59DE

AMERICAN TAPE

First grade quality American tapes. Brand new. Discount on quantities.

3in. 225ft. L.P. acetate.....	3/6
3in. 600ft. T.P. mylar.....	10/-
5in. 600ft. std. plastic.....	8/6
5in. 900ft. L.P. acetate.....	10/-
5in. 1,200ft. D.P. mylar.....	15/-
5in. 1,800ft. T.P. mylar.....	32/6
5in. 1,200ft. L.P. acetate.....	12/6
5in. 1,200ft. L.P. mylar.....	16/-
5in. 1,800ft. D.P. mylar.....	22/6
5in. 2,400ft. T.P. mylar.....	39/6
7in. 1,200ft. std. acetate.....	12/6
7in. 1,800ft. L.P. acetate.....	15/-
7in. 1,800ft. mylar.....	20/-
7in. 2,400ft. D.P. mylar.....	25/-
7in. 3,600ft. T.P. mylar.....	45/-

Postage 2/- . Over 43 post paid.

MAGNAVOX 363 3-SPEED TAPE DECKS

4-track, £18.10.0. Carriage extra.

COSSOR DOUBLE BEAM OSCILLOSCOPES

TYPE 1035 General purpose. A.C. coupled. TYPE 1049 L.F., D.C. coupled, £35 each. Carr. 30/-.

RECORDING HEADS

Router \pm track. As fitted to Colharo Mk. IV and Studio Decks. High imp. record play back, low imp. erase. Brand new. 19/6 pair. Minifix \pm track, set of 3 29/6. Cosmoord with mounting plate: TRI-500/P/W record/replay..... 85/-
TRI-120/P/W record/replay..... 65/-
TELE-6/P/W erase..... 20/-
Post extra.

G.W. SMITH & CO (RADIO) LIMITED

Phone: GERRARD 8204/9155
Cables: SMITHEX LESQUARE
3-34 LISLE STREET, LONDON, W.C2

OPEN
9 a.m. to 6 p.m.
every day Monday to Saturday.
Trade supplied.

LIND-AIR OPTRONICS LTD

London's
Leading
Component
Shops

25 & 53 TOTTENHAM CT RD, LONDON W.1. Tel.: 01-580 1116/1117 4534/7679

Open 9 a.m.-6 pm Monday to Saturday inclusive. Open Thursday until 7 pm

ALL POST
ORDERS TO
Dept. PW768
25 Tottenham
Court Road,
London, W.1

UNREPEATABLE BARGAINS!



FANE 122/17.
12in. in 25 WATT
HEAVY DUTY
H.I.-F.I.
LOUD-
SPEAK-
ERS. With
high effi-
ciency
Antistropic
Ferrite magnet.

17,000 gauss. Imp. 3-5 ohms. Brand new and guaranteed. List Price £12. LIND-AIR PRICE £8.19.6. P. & P. 5/6.

**E.M.I. COMBINATION
LOUD SPEAKERS.** 18 1/2
x 8 1/2in. Elliptical with
3 1/2in. dia. Tweeter. Imp.
8 ohms. Power handling
10 watts. Brand new and
guaranteed. List price
£8.5.0. LIND-AIR
PRICE 99/6. P. & P. 7/6.
(Also available without
tweeter 59/6. P. & P.
7/6.)



FANE 301
3in.
TWEETERS
Imp. 3-5 ohms. 17,000
gauss. 12 watt. Brand new
and guaranteed. List price
£3.15.0. LIND-AIR PRICE 59/6. P. & P. 5/6.

GOODMANS SPEAKER BARGAINS!
5in. 3 ohm, 15/8; 6in. 3 ohm, 29/6; 8in.
3 ohm, 32/6; 10in. 5 ohm, 65/-; 10in. x 6in.
3 ohm, 32/6, Tweeter, 19/6. P. & P. 3/6
per Speaker.

STEREO HEADPHONES



Enjoy Stereo Sound as
you have never heard it
before. **MODEL TTC.**
G1111 as illustrated.
Soft padded earphones.
Adjustable headband.
Impedance 8 ohms per
phone. Frequency range
25-13,000 c.p.s. With 5ft.
lead. Price 69/6. P. & P.
4/6. Other similar types
available. **AKAI A8E28.**
8 ohms, £7.10.0. **CORAL**
E102 16 ohms, £4.19.6.
EAGLE SE1 16 ohms, 84/-. **T.T.C.** Stereo-
scope 8 ohms, 49/6. P. & P. 4/6 each.

AUTO TRANSFORMERS

Input 0-200, 220, 240 V. Output 110V.	
50W	£17.6
75W	£117.0
100W	£25.0
150W	£25.10
200W	£35.0
300W	£45.0
400W	£49.6
500W	£59.6
600W	£69.6
Post extra	
1,000W	£99.0
1,500W	£15.15.0
2,000W	£18.10.0
3,000W	£25.10.0
4,000W	£34.18.0
0-30V, 1A 30/-	
0-30V, 1A 17/9	
0-30V, 2A 37/6	
0-30V, 3A 42/-	

MAINS TRANSFORMERS

Input 200/250V 50c/s.	
24V 3A	£2.12.6
24V 5A	£3.15.0
24V 8A	£5.5.0
24V 12A	£6.15.0
Post extra.	
Mains and Output Transformer lists available on request.	

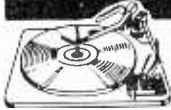
EXTENSION TELEPHONES ONLY 37/6



P. & P. 5/-
Complete with lead, automatic dial
numbered 1-10 and internal bell. Guarante-
eed perfect working order. Made by
famous manufacturer to G.P.O. speci-
fication.

SEE OPPOSITE

GARRARD DECKS




TEAK FINISH PLINTHS
with Perspex cover 6 1/2 gns.
(for LA350 8 1/2 gns.).
P. & P. 12/6.
Agents for Thorens, Dual
Goldring, etc.

3000 with Sonotone 9TAHC Stereo Cartridge	£9.19.6
3000 with Sonotone 9TAHC Diamond Stereo Cartridge	£10.09.6
AT60 MK. II less cartridge	£13.09.6
AT60 MK. II with Decca Deram Stereo Cartridge	£18.14.0
SP.25 MK. II less cartridge	£11.09.6
SP.25 MK. II with Decca Deram Stereo Cartridge	£18.14.0
AP.75 less cartridge	£23.4.11
LAB.80 MK. II less cartridge	£24.19.6
All plus P. & P. 12/6.	

Mono Cartridge 17/6 extra. Stereo Cartridge 22/6 extra

2-3 WATT AMPLIFIER

An ideal basis for building your own portable
record player. Just add speaker and turntable
for a mere fraction of the cost. 2-3 watt printed
circuit with control panel on flying lead.
ON, OFF, TONE CONTROL AND VOLUME,
colourful escutcheon. Brimar valves: E280,
ECL82 and composite installation booklet.
PRICE **85/-**. P. & P. 3/6



BARGAIN OFFER! FANTAVOX CASSETTE TAPE PLAYER



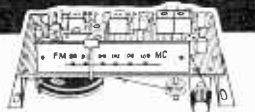
Specially designed to replay the well known and
popular Musassettes—pre-recorded tape cassettes
offering a wide choice of all types of music from pop
to classical. Up to 40 minutes of quality reproduction
through built-in speaker. Simple off/play and volume
controls. Fully transistorised operating on 6 pen-
light batteries. Modern compact styling with earpiece
socket and wrist strap. Size 6 1/2 x 4 1/2 x 2 1/2in.

LIND-AIR **£9.19.6** Carr., pkg. and
PRICE Ins. 5/6

TRANSISTOR F.M. TUNER

SAVE £2.2.0!

6 Transistor FM tuner. Frequency range
88-108 Mc/s. Size 6 x 4 x 2 1/2in. Ready built for
use with most amplifiers, 9v battery operation.
Complete with instructions. List Price 9 gns.



MULTIPLEX ADAPTOR
for above tuner giving Stereo
Radio Reception **£5.19.6**

LIND-AIR **7 Gns.** P. & P.
PRICE 4/-

LINEAR AMPLIFIERS



Latest A.C. Mains Models offering highest quality
at modest cost.
LT66. All Transistor 12 watts Stereo. Inputs for
Tuner, Gram., Mike, Separate Bass, Treble,
Balance and Volume Controls. £15.15.0. Carr. 7/6.
Teak case £3.10.0 extra.
PTA 15 (as illus.). All Transistor, 15 watts Mono.
Inputs for Tuner, Gram, Mike, Guitar, Bass, Treble
and two volume controls. £15.15.0. Carr. 7/6. Teak
case £3.10.0 extra. **LT45.** 2 Valve 5 watts Mono.
Inputs for Tuner, Gram, Bass, Treble and volume
controls, £8.19.6. Carr. 7/6. Metal cover 15/- extra. Full details sent on request.

9 in 1 ELECTRONIC KIT



Build nine different projects from one basic
kit—simple instructions, no technical know-
ledge required for you to build a Police Siren,
Metronome, Morse Code Amplifier, Electronic
Messenger, W/T Transmitter, Radio Tele-
phone, One-transistor Radio, Two-transistor
Radio, Electronic Music Kit. Completely
safe, operated on 9v. PP3 battery. Hours of
fun for boys and dads of all ages. Complete
with all parts and simple step by step
instructions. **ONLY 69/6.** P. & P. 5/-.

MULTIMETERS



MODEL TTC.1001
20,000 O.P.V. with
overload protection.
D.C. Volts 5, 25, 125,
500, 2,500V. A.C.
volts 10, 50, 250,
100V. D.C. MA
250mA-50A. With
probe and carrying
case. **ONLY £45.0.**
P. & P. 3/6.

MODEL TTC.1030.
50,000 O.P.V.
D.C. Volts, 0-3,
60, 120, 300,
600, 1,200V. A.C.
Volts, 6, 30, 120,
600, 1,200V. D.C.
mA, 0-3-300. With
probe and carrying
case. **ONLY £11.19.6.**
P. & P. 5/-.

MOTOR BARGAINS

Ideal for model
makers, record
players, tape
decks, etc.



6.3 D.C. Motor. 10.900
r.p.m. at 230mA. 1 1/2in.
x 1in. diameter. Shaft
1in. long x 3/64in. dia-
meter, 9/6. P. & P. 2/6.



**9v. D.C. Gram deck
replacement motor.**
2 1/2in. x 1 1/2in. diameter.
Shaft 1in. long x
3/32in. 17/6. P. & P.
2/- **TWO 30/-**
P. & P. 2/6

SYNCHRONOUS CLOCK MOTORS



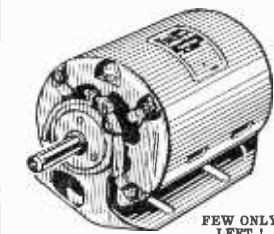
Geared for 40 revolu-
tions per hour. 230v.
50 cycle, with
mounting flanges.
Size approximately
1 1/2in. deep x 2 1/2in.
diameter. **ONLY 22/6.** P. & P. 2/6.

SELECTOR DRIVE



Numerous
applications.
Electro mag-
net and brass
tooth wheel.
A switch
wafer and
contacts are
coupled to
this and ar-
ranged to be
on for 10
pulses and off
for 15. An Auxiliary contact is normally
on but off 1 in every 25. Complete with
suppressor, resistors, plus series contact for
continuous operation. Ideal window dis-
plays, switching lamps, models, etc. 12v. or
24v. D.C. Brand new and boxed, 12/6.
P. & P. 2/6.

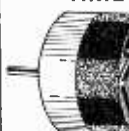
ELECTRIC MOTOR



**FEW ONLY
LEFT!**

Made by Crompton Parkinson. Single phase
1 1/2 h.p. Motor 230/250v. 50 cycles. 1-3 amps.
1,425 r.p.m. Continuous rating. Spindle
1 1/2 x 1/4in. dia. Overall size less spindle approx.
8 x 6in. Perfect condition. A bargain for the
work bench. **ONLY 79/6.** Carr. 20/-.

DELAY ACTION TIME SWITCH



Made by Smiths.
A.C. operation
200/250v. Double
pole. Will give
time delays from
0-10 minutes. Size 2 1/2in. dia. x 2 1/2in. long inc.
1 1/2in. x 3/16in. dia. spindle. **BARGAIN PRICE**
17/6. P. & P. 2/6.

SENSATIONAL VALUE IN HIGH FIDELITY STEREO SYSTEMS



Consisting of (1) Garrard Mk II SP25 4-speed Turntable with Pick-up. Heavy 12in. turntable hydraulic lowering device and many other features inc. Plug in P.U. head. Fitted CS90 P.U. Cartridge ready wired on plinth (baseboard). Fitted plugs for instant use. (2) Super 30 Amplifier fully wired and fitted in cabinet above. (3) Pair of Stanton III Loudspeaker Units. Extremely attractive cabinets finished Satin Teak Veneer tinted Perspex 'hinged' lid. Performance comparable with equipment at twice the cost and saving approx. £18 on above units. Special inclusive price Terms: Dep £19 and 12 mthly payments of £5. Total £79. Send S.A.E. for leaflet.



Inc. Garrard SP25 MkII Player Unit (with heavy cast turntable on plinth, ready wired, with plugs and fitted Goldring CS90 high compliance ceramic cartridge with diamond stylus. Assembled TA12 Stereo Amp. in cabinet and Pair of Dorset Speaker Units. Total for above saving £12. Special Price 47 Gns. Carr. Perspex cover 59/9 extra with above. 35/- Terms: Dep £7.6 and 9 mthly pymts £5.3 (total £53.13).

AUDIOTRINE HIGH FIDELITY LOUDSPEAKERS

Heavy cast construction. Latest high efficiency ceramic magnets. Treated Cone surround giving low fundamental resonance. "D" indicates Tweeter Cone providing extended frequency range. Impedance 8 or 15 ohms. Please state choice. Response 40-18,000 c.p.s. Exceptional performance at low cost.

HF510L	5"	8W	49/9	HF120	12"	15W	69/9
HF500D	8"	8W	59/9	HF130D	12"	15W	79/9
HF810D	8"	15W	£4.18.19	HF136	12"	15W	89/9
HF101D	10"	15W	£5.19.9	HF126D	12"	15W	5 Gns.

HIGH FIDELITY LOUDSPEAKER UNITS

Cabinets of latest styling Satin Teak or Walnut acoustically lined (and ported where appropriate). Credit terms available on all units.

DORSET Size 16 x 11 x 9in. Response 45-18,000 c.p.s. Rating 8-10 watts. Fitted Audiotrine HF810D speaker. **£8.19.9** Impedance 3 or 15 ohms.

STANTON III Size 18 x 11 x 10in. Rating 10 watts. Incorporating Audiotrine HF 815 speaker with roll rubber surround and 15,000 line magnet. High flux tweeter. Response 30-20,000 c.p.s. Impedance 3 ohms. Gives smooth realistic sound output. **16 Gns.**

DORCHESTER Size 24 x 15 x 10in. Fitted Audiotrine HF101D speaker. Rating 15 watts. Impedance 3 or 15 ohms. Response 30-20,000 c.p.s. **12 1/2 Gns.** Provides really pleasing sound quality.

GLOUCESTER Size 25 x 16 x 10in. 12in. High flux 12,000 line speaker. Cross-over unit and Tweeter. Rating 10 watts. Smooth response. **12 1/2 Gns.** 40-20,000 c.p.s. Impedance 15 ohms.

LINEAR TAPE PRE-AMPLIFIER. Type LP/1 Switched Equalisation. Positions for Recording at 1in., 3in., 7in. per sec. and Playback. EM84 Recording Leads. Max. sensitivity 5mV. Fully as the link between a Magnavox Tape Deck and Hi-Fi amplifier suitable most. **10 1/2 Gns.** Tape Decks. Terms available.

R.S.C. TA6 6 Watt HIGH FIDELITY SOLID STATE AMPLIFIER

200-250v. A.C. mains operated Frequency Response 30-20,000 c.p.s. -2dB. Harmonic Distortion 0.3% at 1,000 c.p.s. Separate Bass and Treble Carr. 10/- Or factory built with 12 months guarantee. Post Paid 8 Gns.

200-250v. A.C. mains operated Frequency Response 30-20,000 c.p.s. -2dB. Harmonic Distortion 0.3% at 1,000 c.p.s. Separate Bass and Treble Carr. 10/- Or factory built with 12 months guarantee. Post Paid 8 Gns.

lift and 'cut' controls. 3 input sockets for Mike, Gram, Radio or Tape. Input selector switch. Output for 3-15 ohm speakers. Max. sensitivity 5mV. Fully enclosed enamelled case. 9 1/2 x 8 1/2 x 5 1/2in. Attractive brushed silver finish fascia plate 10 1/2 x 3 1/2in. and matching knobs. Complete kit of parts with full wiring diagrams and instructions. Carr. 7/6 Or factory built with 12 months guarantee. Post Paid 8 Gns.

RECORD PLAYING UNITS

Ready to plug into Amplifier **RP2** or Tape Recorder. Consisting of Garrard SP25 Mk II (with heavy turntable), fitted Goldring CS90 high compliance ceramic Stereo/Mono cartridge with diamond stylus. Plinth and cover. Normally approx. **£26. 22 Gns.**

RP3 As above but with Goldring Lenco GL68 Transcription unit and CS90 Cartridge. Normally approx. **32 Gns. Carr. 15/- ONLY 27 1/2 Gns.**

AUDIOTRINE PLINTHS

for Record Playing units. Teak finish cut for Garrard 1000. **66/-**

3000. AT6. AT760. SP25 or Goldring GL68. Available with clear Perspex cover as ill. Carr. 7/6 **£5.19.11** Or deeper type cut for TA12 Super 15 or 30 4 Gns. or with cover **£8.19.11**. Perspex cover sold separately at 3 Gns. Limited number slightly damaged but repaired by Manufacturer. **39/9** to clear.

INTEREST CHARGES REFUNDED

on Credit Sales settled in 3 months.

R.S.C. TA12 13 WATT STEREO AMPLIFIER

FULLY TRANSISTORISED, SOLID STATE CONSTRUCTION. HIGH FIDELITY OUTPUT OF 6.5 WATTS PER CHANNEL. Designed for optimum performance with any crystal or ceramic Gram P.U. cartridge. Radio tuner. Tape recorder, "Mike" etc. 3 separate switched input sockets on each channel. * Separate Bass and Treble controls. * Slide Switch for mono use. * Speaker Output 3-15 ohms. * For 200-250v. A.C. mains. * Frequency Response 30-20,000 c.p.s. -2dB. * Harmonic Distortion 0.3% at 1000 c.p.s. Hum and Noise -70dB. * Sensitivities (1) 300mV (2) 50mV (3) 100mV (4) 2mV. * Handsome brushed silver finish Facia and Knobs. Complete kit of parts with full wiring diagrams and instructions. Factory built with 12 mth kntee 15 Gns. Or 11 7/9 Deposit £4.16.0 and 9 mthly pymts. 29/- (Total 17 GNS.). **11 Gns.** Teak finish cabinet as above 73/6 or as in stereo system 4 Gns.



AUDIOTRINE HI-FI SPEAKER SYSTEMS Consisting of matched 12in. 12,000 line 10 watt 15 ohm high quality speaker, cross-over unit and tweeter. Smooth response and extended frequency range ensure surprisingly realistic reproduction. **5 Gns.** Or Senior 15 watt inc. HF 126 15,000 line Speaker 6 Gns. Carr. 6/6 Carr. 5/9

FR3b 3-Speaker System inc. HF 122L 12in. 20 watt Bass speaker with roll rubber cone surround for very low fundamental resonance. 5in. 10,000 line middle range speaker, high flux cone type tweeter, appropriate choke/capacitor cross-overs. Imped. 15 ohms. Frequency response 20-20,000 c.p.s. Circuit and recommended cabinet size supplied. **11 Gns.** ONLY

HI-FI 'SPEAKER ENCLOSURES

Teak veneer finish. Modern design. Acoustically lined and ported. **JES** Size 20 x 11 x 8in. Gives pleasing results **4 Gns.** with any 8in. Hi-Fi 'speaker'. **SE8** For optimum performance with any 8in. **5 Gns.** Hi-Fi 'speaker'. Size 22 x 15 x 9in. **SE10** For outstanding results. **SE12** For excellent performance with 10in Hi-Fi 'spkr. **6 Gns.** with 12in Hi-Fi 'spkr and Size 24 x 15 x 10in. **7 Gns.** Tweeter. Size 25 x 16 x 10 1/2in.

R.S.C. TFM1 SOLID STATE VHF/FM RADIO TUNER


* High-sensitivity. * 200-250v. A.C. Mains operation. * Sharp A.M. Rejection. * Drift-free operation. * Output ample for any amplifier (approx. 500 m.v.). * Simple alignment instructions. * Output available for feeding tuning meter. * Output for feeding Stereo Multiplexer. * Tuner head using silicon Planar Transistors. * Designed for use with any Hi-Fi amplifier. Visually matching our Super 15 and 30 amplifiers and of the same high standard of performance and reliability. The pre-wired tuning head facilitates speed and simplicity of construction. Printed circuitry. Only first grade transistors and components used. A quality product at half the cost of comparable units. Stereo version, all parts 18 Gns. Assembled 22 1/2 Gns. Carr. 10/-

R.S.C. SUPER 15 HI-FI AMPLIFIER

FULLY TRANSISTORISED 200/250v. A.C. Mains. OUTPUT 10 WATTS R.M.S. cont. into 15 ohms. 15 WATTS R.M.S. cont. into 3-4 ohms. **LATEST MULLARD TRANSISTORS.** AD149, AD148, OC127, OC91Z, OC74, OC94, OC81Z, OC14, AC107. **5 POSITION INPUT SELECTOR SWITCH EQUALISATION** to Standard R.I.A.A. and C.C.I.R. Characteristics for Gram and Tape Heads. **FULL TAPE MONITORING FACILITIES.** SENSITIVITIES: Magnetic P.U. 4 mV. Crystal or Ceramic P.U. 400 mV. Microphone 4.5 mV. Tape Head 2.5 mV. Radio/Aux or Ceramic P.U. 110 mV. **FREQUENCY RESPONSE:** ±2dB 20-20,000 c.p.s. **TREBLE CONTROL:** +15dB to -14dB at 10 Kc/s. **NEG FEEDBACK:** 52dB. **BASS CONTROL:** +17dB to -15dB at 50 c/s. **HUM LEVEL:** -75dB. **HARMONIC DISTORTION** at 10 Watts 1,000 c.p.s. 0.1%. Complete Kit of parts with full constructional details and point to point wiring diagrams. Carr. 12/6. Supplied factory built 15 1/2 Gns. Carr. 12/6. Terms: Deposit 4 Gns. and 9 monthly payments of 31/11 (Total £18.3.9). Or fitted in beautiful walnut or Teak veneered cabinet as above. Carr. 15/6. Total £23.9.9. Send S.A.E. for leaflet.

ALL COMPONENTS ETC. ARE OF A HIGH STANDARD AND SUPPLIED BY LEADING BRITISH MANUFACTURERS.

SOLID STATE CONSTRUCTION SPECIFICATIONS COMPARABLE WITH UNITS AT ALMOST TWICE THE COST



Total cost of parts with detailed wiring diagrams & instructions. Carr. 10/- Or factory built 16 1/2 Gns. Or in Teak finished cabinet as illustrated 19 1/2 Gns. Terms: Deposit £5 and 9 monthly payments £2. Total £23.

R.S.C. SUPER 30 STEREO AMPLIFIER

A DUAL CHANNEL VERSION OF THE SUPER 15. Employing Twin Printed Circuits. Close tolerance Ganged Pots. Matched Components. **CROSS TALK:** -52dB at 1,000 c.p.s. **CONTROL:** 5 position Input Selector, Bass Control, Treble Control, Volume Control, Balance Control, Stereo/Mono Switch, Tape Monitor Switch, Mains Switch. **INPUT SOCKETS** (Matched Pairs). (1) Magnetic P.U. (2) Ceramic or Crystal P.U. (3) Radio/Aux. (4) Tape Head/Microphone. Operation of the Input Selector Switch assures appropriate equalisation. Rigid 18 s.w.g. Chassis. Size approx. 12in. wide, 3in. high and 8in. deep. Neon Panel indicator. Attractive fascia plate and Spun Silver Matching Knobs. Above facilities, etc., except for Ganging and Balance Control, apply also to Super 15. **THESE UNITS ARE EMINENTLY SUITABLE FOR USE WITH ANY MAKE OF PICK-UP OR MICROPHONE** (Crystal, Ceramic, Magnetic, Moving Coil). CURRENTLY AVAILABLE SUPER SOUND OUTPUT QUALITY CAN BE OBTAINED BY USING WITH FIRST RATE ANCILLARY EQUIPMENT. All required parts, point to point wiring diagrams and detailed instructions. Carr. 15/- Unit factory built 27 Gns. or deposit £6.2.0 and 9 monthly payments 56/3. (Total £31.6.3). Fitted cabinet as Super 15 30 Gns. Carr. 15/- or Deposit £6.2.6 and 9 monthly payments 64/- (Total £34.18.6). Send S.A.E. for leaflet.

BRADFORD 10 North Parade. (Half-day Wed.) Tel. 25349	LEICESTER 32 High Street. (Half-day Thurs.) Tel. 56420
BRISTOL 14 Lower Castle St. (Half-day Wed.) Tel. 22904	LEEDS 5-7 County (Mecca) Arcade, Briggate (No half-day) Tel. 28252
BIRMINGHAM 30/31 St. Western Arcade opp. Snow Hill Station 021-236-1279 No half-day	LIVERPOOL 73 Dale St. (No half-day) Tel. CenTRal 3573
DERBY 26 Osmond Rd. The Spot (Half-day Wed.) Tel. 41361	LONDON 238 Edgware Road, W2 (Half-day Thurs.) Tel. PAD 1629
DARLINGTON 18 Priestgate (Half-day Wed.) Tel. 68043	MANCHESTER 96 High Holborn, W.C1. Tel. HOL 9874 (Half-day Sat).
EDINBURGH 133 Leith St. (Half-day Wed.) Tel. Waverley 5766	MIDDLESBROUGH 60A-60B Oldham Street (No half-day) Tel. CENTRAL 2778
GLASGOW 326 Arayle St. (No half-day) Tel. CITY 4158 403 Sauchiehall St. (Opp. Locarno) Tel. 332-1572	NEWCASTLE UPON TYNE 106 Newport Rd (Half-day Wed) Tel. 47096 41 Blakett Street (Opp Fenwick's Store) (Half-day Wed.) Tel. 21469
HULL 91 Paragon Street. (Half-day Thursday) Tel. 20505	SHEFFIELD 13 Exchange Street (Castle Market Bldgs.) (Half-day Thursday) Tel. 20716



MAIL ORDERS TO: 102 Henconner Lane, Bramley, Leeds 13. No C.O.D. under £1. Terms C.W.O. or C.O.D. Postage 4/6 extra under £2. 5/9 extra under £5. Trade supplied. S.A.E. with enquiries please. Hi-Fi Catalogue 4/6.

Open all day Sats. except High Holborn

Open all day Sats. except High Holborn

LOOK!

PRACTICAL!

VISUAL!

EXCITING!



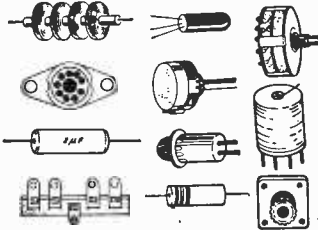
a new 4-way method of mastering

ELECTRONICS

by doing — and — seeing . . .


1 OWN and HANDLE a

complete range of present-day **ELECTRONIC PARTS** and **COMPONENTS**



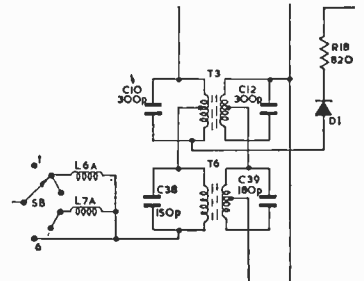
2 BUILD and USE

a modern and professional **CATHODE RAY OSCILLOSCOPE**



3 READ and DRAW and

UNDERSTAND **CIRCUIT DIAGRAMS**



4 CARRY OUT OVER 40 EXPERIMENTS ON BASIC ELECTRONIC CIRCUITS AND SEE HOW THEY WORK . . . INCLUDING . . .

- VALVE EXPERIMENTS
- PHOTO ELECTRIC CIRCUIT
- A.C. EXPERIMENTS
- TRANSISTOR EXPERIMENTS
- COMPUTER CIRCUIT
- D.C. EXPERIMENTS
- AMPLIFIERS
- BASIC RADIO RECEIVER
- SIMPLE COUNTER
- OSCILLATORS
- ELECTRONIC SWITCH
- TIME DELAY CIRCUIT
- SIGNAL TRACER
- SIMPLE TRANSMITTER
- SERVICING PROCEDURES

This new style course will enable anyone to really understand electronics by a modern, practical and visual method—no maths, and a minimum of theory—no previous knowledge required. It will also enable anyone to understand how to test, service and maintain all types of Electronic equipment, Radio and TV receivers, etc.

FREE POST NOW
for
BROCHURE

or write if you prefer not to cut page

To: **BRITISH NATIONAL RADIO SCHOOL, READING, BERKS.** Please send your free Brochure, without obligation, to: *we do not employ representatives*

NAME.....BLOCK CAPS

ADDRESS.....PLEASE PW7

PRACTICAL WIRELESS

VOL 44 No 3

issue 737

JULY 1968

TOPIC OF THE MONTH

What is "standard"?

WE often hear that commercial radio sets use "standard circuits". Superficially this may be true, but a study of current models will uncover many variations in style and design. It is really quite remarkable that six makers can come up with six different approaches to the design of, say, a seven transistor portable. Except in fundamental aspects, there is no such thing as a standard circuit outside the pages of a textbook.

This will become abundantly clear when called upon to service some of the offerings from the Orient and elsewhere and there is no circuit diagram available. Often it is necessary (and is a useful exercise anyway) to trace out the circuit from the chassis. The basic stages should be easily located and from then on it is simply a matter of patience to fill in the gaps.

This is one activity in which the amateur scores over the professional. A technician trying to earn his bread and butter (and maybe a little jam) usually has little time to probe around a strange circuit while he could be engaged on more profitable work. The amateur, on the other hand, is not too concerned with the time factor and is relatively free to indulge his curiosity. And he can also learn a good deal into the bargain, for no amount of textbook swatting will compensate for practical work on actual receivers.

Yet, purely practical work will not advance a constructor's knowledge unless he takes the trouble to work out not only what a circuit *is* but what it *does*, and *how*. He should find out why a certain component is placed in a particular part of the circuit and why it has a certain value or rating. He should also be interested in knowing what might happen if the component breaks down in any way.

So, next time you find yourself with an unfamiliar set to look over, think of it not as a chore but as an opportunity to expand your knowledge and expertise. Such activity should be part of any enthusiast's education!

W. N. STEVENS—*Editor*.

NEWS AND COMMENT

Leader	167
News and Comment	168
Audio Fair 1968	174
On the Short Waves <i>by Christopher Danpure and David Gibson, G3JDG</i>	181
Practically Wireless <i>by Henry</i>	193
Letters to the Editor	200
Club Spot—Allerton and District Scout Radio Hobbies Club, G3TZR	207

CONSTRUCTIONAL

Portable Keyless Organ <i>by G. W. Hardy</i>	170
The "Clubman", Part 7 <i>by J. Thornton-Lawrence, GW3JGA</i>	176
Simple Receivers for Beginners <i>by T. Simon</i>	185
The Steptron <i>by H. T. Kitchen</i>	188
V.F.O. for the Ten-Fifty Transmitter <i>by A. S. Carpenter, G3TYJ</i>	208

OTHER FEATURES


Repairing Radio Sets, Part 4 <i>by H. W. Hellyer</i>	194
Five Steps to Hi-Fi, Part 3 <i>by Iain Smith</i>	203

AUGUST ISSUE WILL BE PUBLISHED ON JULY 5th

All correspondence intended for the Editor should be addressed to: The Editor, "Practical Wireless", George Newnes Ltd., Tower House, Southampton Street, London, W.C.2. Phone: TEMple Bar 4363. Telegrams: Newnes Rand London. Subscription rates, including postage: 36s. per year to any part of the world. © George Newnes Ltd., 1966. Copyright in all drawings, photographs and articles published in "Practical Wireless" is specifically reserved throughout the countries signatory to the Berne Convention and the U.S.A. Reproductions or imitations of any of these are therefore expressly forbidden.

NEWS AND COMMENT...

MICRO-MICRO




Yes, we know it's a photograph of a "tanner" but look at the little black thing next to the coin. This is a sub-subminiature micro switch and the makers, Honeywell, claim that this range is the smallest in the world. Certainly an indication of the way in which the discreet components are slowly shrinking to keep pace with the semiconductor miniaturisation programme. Statistics of our pin-up are: Operating Force—5oz. max.; Release Force—1oz. min.; Pretravel—0.020in. max.; Overtravel—0.004in. min.; Differential travel—0.005in. max.; Weight—1/28th of an ounce. Temperature range—minus 95°F. to plus 375°F. (Phew!).

The electrical ratings given on the spec. sheet are very comprehensive. The d.c. ratings: 30 volts at -7A resistive; 4A inductive (sea level); 2.5A inductive (50,000ft); 24A max. surge. For a.c.: 115/250 volts at 7A resistive and inductive; 20A surge.

The switch itself is a single-pole double-throw snap-action type. Further information from Honeywell Controls Ltd., Great West Road, Brentford, Middlesex.

HAR YER GOT A LIGHT BOY?




A new re-styled pack of their Match-Melting Multicore Tape Solder has been marketed by Multicore Solders Ltd. of Maylands Avenue, Hemel Hempstead, Herts. It is supplied in cut lengths sufficient for about 50 joints. This tape solder can be used without a soldering iron or extra flux, and can be applied with the aid of a match. The recommended retail price is 2s. 6d., matches extra—of course! Further details may be obtained from the manufacturers.

OH DEAR!

The gentlemen of Jodrell Bank, home of Britain's giant radio telescope, are unhappy. Signals are being received which just can't be explained and will not fit into any physical theory put forward so far. Until quite recently, the only spectral line known was that emanating from Hydrogen at around 21cms. Now, at frequencies in the 1,600Mc/s region from OH sources, come other spectral lines whose intensities don't coincide with what theory dictates.

The energy from these sources also appears to be polarised in various planes which again causes much frowning among radio astronomers. However, a recent set of measurements carried out in conjunction with American radio astronomers looks like proving fruitful. To date, the information from these experiments is still being carefully sifted and interpreted, but it could be that those giant concave steel eyes have already taken the first step to solve another of those mysteries of space. Some people have seriously suggested that the signals might be intelligible, but we are reserving judgement.

FERGUSON FUTURA II



The Futura II is Ferguson's first transistorised mains operated table radio. It preserves the low, long look and is styled in rosewood. For the size-conscious reader, the manufacturers confess to the following dimensions: $22\frac{1}{8} \times 9 \times 5\frac{5}{8}$ in. including feet.

The controls all have spun aluminium caps with polished edges. The two large knobs are on/off and volume, and tuning, while the two smaller ones are bass and treble. Five push-buttons function for v.h.f., a.f.c., long, medium and short waves. Coverage on v.h.f.—87.5 to 108Mc/s, while long, medium and short waves are covered in three segments 1110-2020, 185-565 and 17-50 metres respectively.


Sockets are provided for a.m. and f.m. external aeriels although the set boasts its own internal 8in. ferrite rod for a.m. An internal f.m. aerial using the mains lead is also fitted and may be disconnected when an external aerial is used. Output from the 5×3 in. 15Ω speaker is 1.5 watts (speech and music rating).

The Futura II requires 200-250V. a.c. 50c/s, 5 watts, has ten transistors and six diodes, and if you want one will cost you £41 10s. 0d.

Also from Ferguson is the Autotwin portable, suitable for home or car. A nine transistor circuit covers long and medium waves with 700mW output.

NEWS AND COMMENT...

THE ELECTROWRITER



This device enables one to send a drawing or sketch over the telephone or radio. One writes with a ball-point pen on regular paper as on a note pad, and as the pen is moved, the remote receiver(s) instantaneously and faithfully reproduces the copy as it is written. No extraneous power supplies are required since the instruments are fully transistorised and self-contained.

The electrowriter can be attached to a telephone system permitting alternate written messages and voice service. The device is an electro-mechanical pantograph giving the facility that one can write to other points by remote control. This is done by creating two frequencies transmitted down a pair of wires compositely, one of which is governed by horizontal movement and the other by vertical movement. This gives true analogue service unlike a teleprinter which relies on single pulses and is therefore a digital device.

The receiving unit has a mechanical response to a varying frequency on the line. The input is filtered in such a way that it splits the composite signal into two distinct frequencies each of which is then able to operate the vertical and horizontal pantograph motors, which in turn operates the pen. The action of the pen nib is achieved by frequency modulating one channel, which is then detected and converted to "pure" d.c. to operate a solenoid which, by mechanical linkages, causes the pen to touch the paper. This sequence of events is touched of at the transmitter by the operation of a gravity switch within the stylus and thereafter by a spring loaded plunger which operates the pen-down mechanism.

The receiving machine is inactive until a signal appears at its input, which operates a "squellch" relay which brings the whole device to life. Since both horizontal and vertical frequencies (1310-1490 and 2060-2340c/s) are within the voice bandwidth, whenever voice reception is possible this system will operate. You'll be able to send those circuits by telephone soon!

RADIO LEEDS

Construction is in progress on the transmitter building for BBC Radio Leeds which should be on the air this month. The building is in the grounds of Meanwood Park Hospital, about $3\frac{1}{2}$ miles north of the city.


The station will operate on v.h.f. 94.6Mc/s, horizontally polarised and will cover the whole of the city. The local programmes will be originated from the headquarters of BBC Radio Leeds at Merrion Centre. Reception is expected over an area bounded by Pudsey, Arthington, Scarcroft, Swillington and Lofthouse.

FLUID 101

"A transistor radio was completely immersed in water and obviously ceased to function. Afterwards it was sprayed with Fluid 101 and recommenced working within seconds". "An electric light bulb was connected with bare wires, immersed in water after spraying the wires with Fluid 101 and lit quite normally". This is what Special Products Distributors Limited claim for a can of Fluid 101, which costs 9s. 6d. for the 6oz. size. Almost worth getting a small can just to see—isn't it?

METHOD 101

Have you ever wondered just how much testing goes on to ensure that your electronic components are reliable? Raytheon Company of Lexington, Massachusetts, really go the whole hog. If you were one of their new gold-plated precision spark gaps (for instance) you would have been




subjected to the following shock test described as "method 205C": 15G's for 11ms; 18 impacts in three mutually perpendicular axes. Had enough? Well, there's still the vibration test—10 to 300c/s along each axis for 30 minutes, ambient temperature check from minus 55°C to plus 85°C and just to finish you off—salt spray testing" ... in accordance with method 101".

The photograph shows three who made it—well done chaps! (Bet you readers are glad you're on the other end of the soldering iron).

BROADCASTING CONVENTION

The International Broadcasting Convention is to be held in London from 9 to 13 September, 1968, at the Grosvenor House Hotel, Park Lane. The Television Conference, already announced by the learned societies for 1968, is incorporated within this Convention at which a wide cross-section of the latest broadcasting equipment will be shown. Further information from E.E.A., Berkeley Square House, Berkeley Square, W.1. The Convention Secretariat address is to be: The International Broadcasting Convention, Savoy Place, Victoria Embankment, London, W.C.2.



G.W. HARDY'S



portable

KEYLESS ORGAN

TRANSISTORS are used throughout this instrument, which is complete with power amplifier and loudspeaker. Despite its simplicity and low cost, the tone obtained is of great appeal, and compares with the solo voice of an expensive commercial electronic organ. Keys are not always easy to obtain, and then will need altering and adapting to the new instrument. The method used by the author in this instrument, is a series of small metal plates, arranged in the usual layout of standard keys, so that it is easy to recognise and select any required note.

Two wands terminating with a contact stud are needed, one for each hand. When the contact makes with any plate, the note generator starts oscillating at the previously tuned pitch of that note. Having two wands makes for smooth or legato playing. The switch on wand No. 2 disconnects the preamplifier, but a sound is still produced provided contact is still made with that plate, but slowly decays while capacitor C13 Fig. 2 discharges. For normal playing the switch is kept closed with the forefinger. The metal plates are kept very close to each other, so that the wand contact can freely glide from one to another.

Solo Organ Prototype

The system of tuning used in the new instrument was experimentally tried out in the author's prototype of the organ described in an article which appeared in the February, March and April 1965 issues* of P.W. Readers who have built this instrument will be interested to know that the new tuning method has proved very satisfactory while in constant use for a period of over 12 months. Constructors will only need to remove the tagstrip containing the tuning resistors, and substitute the tuning device to be explained later in this article. The vibrato used in this new instrument is a true vibrato, which means that the frequency of the sound is modulated, and is obtained from a one transistor phase shift oscillator. Another toggle switch was fitted alongside the original vibrato switch, and room found inside the case to accommodate a PP3 9 volt battery. The battery positive is taken to the common positive, negative through the new on/off switch, and then to the

oscillator panel. Output from the capacitor C5 (Fig. 1) is taken direct to base of Tr3 Fig. 1 (Feb 1965 issue).

The Note Generator

A multivibrator circuit (Fig. 1) has been used again, as it is very accommodating and easy to set up. What other oscillator will give over three octaves of musical notes while only changing one resistance! With the components' values given a range of three octaves will be comfortably covered, that is from C one octave above middle C and down three octaves to C in the bass, a most useful range. A limiting resistance, R7 should be altered if necessary so that top C will be in tune when the moving arm of the tuning control VR3 is at half travel. Do not use lower value than 10k Ω or Tr3 will pass excessive current, 15k Ω should be about right, a lower value will raise the pitch, and a higher one lower the pitch. Provision has been made in the layout of panel Fig. 2 for R7 to be experimentally tried out before finally soldering to the two tags provided.

Unless the constructor has another keyed instrument to give the pitch C (C above middle C on the piano), a tuning fork or pitch pipe becomes necessary. One can be purchased from any good music store and must be marked "C international or Standard Pitch". The vibrations are 523.25c/s.

Vibrato

In Fig. 1 will be seen the circuit for the phase shift oscillator. It is important to use a high gain transistor, in order to maintain oscillation. The OC72 used was to hand and works very well. An OC45 and white spot germanium transistor have been satisfactory. VR1 alters frequency slightly, and should it not cover the requisite range of 5 to 7c/s, R3, 6.8k Ω , can be varied slightly in value. In the layout two tags have been left for an experimental try-out. VR2 slightly alters depth of modulation, and should be placed about half-way when setting up. Both controls should be midget or skeleton preset types.

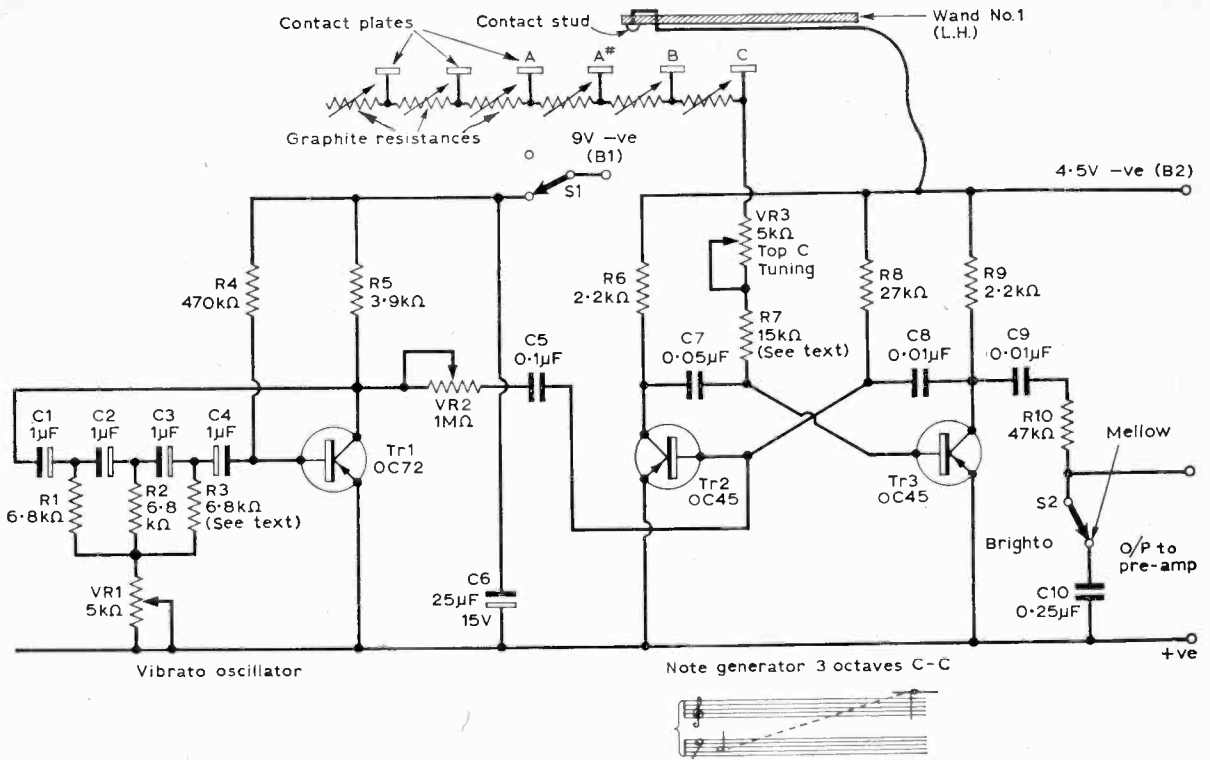


Fig. 1: Circuit of the vibrato (phase shift) oscillator with variable speed and depth control, and the three octave note generator.

The preamp Fig. 2 is a common emitter amplifier. The purpose of the 25Ω resistance R11, in series with the expression control VR4, is to prevent the sound being completely turned off, leaving it possible to play very softly. The sustain switch, S3, enables the sound to slowly decay, the duration being fixed by the capacity of C13. The 50μF specified is quite satisfactory, and gives some useful effects. R17 is to absorb make and break clicks.

The output stage has been designed around an AD140 transistor (cost about 10s.) instead of using the more conventional Class B push-pull amplifier, which has many more components and more complicated wiring. The main advantage of the latter is of course in the battery current economy. However, this is more of a consideration when used in a radio set, which might be on for long periods, in our case, the instrument would normally be used for shorter periods, and it is up to the player to make a habit of switching off at every opportunity after and between the intervals of playing. There is no warming up period to wait for when switching on again. The consumption is 40mA, and a 4½ volt

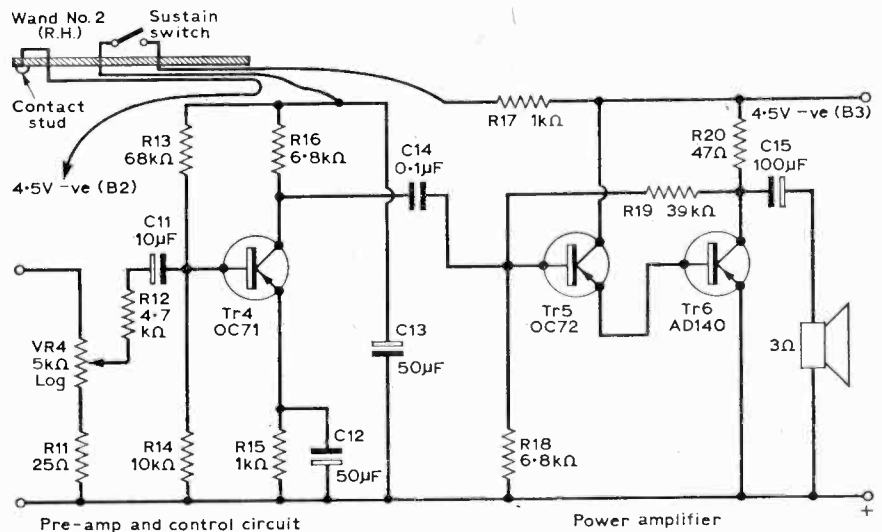


Fig. 2: Pre-amplifier and control circuit plus power output stage. VR4 is the expression (volume) control.

flat torch battery will give good long service with care.

In the rather unusual output stage, the bias for the AD140 is derived from the driver emitter direct connection. The driver being a p-n-p transistor ensures correct polarity. Negative feedback is taken via R19 to the base of Tr5. This simple amplifier gives good quality musical output.

The contact plate board is made from a piece of exterior quality hardboard, which is oil hardened during

manufacture and much harder than ordinary hardboard, but very little dearer. A suitable off-cut may be obtained from a shopfitter or builder. The size is $18 \times 5\frac{1}{2}$ in. and is fitted with metal plates which form the "keys". At the rear of the board is a $\frac{3}{8}$ in. wide strip of the same hardboard, divided into 36 equal spaces. Each one, after treatment, will provide a variable resistance to tune each note, the soldering tags on the resistance strip are connected and wired through a small hole in the hardboard to the tag fixed by a screw to its respective plate. On the extreme right is a simple made up on/off switch, the arm of which, when moved to the left, makes contact with the countersunk head of a screw connected underneath with the top C screw. In the on position, top C will sound continuously, while the preset tuning control is adjusted into tune with a tuning fork or other reference.

Panel Wiring

Knowledgeable constructors will have their own ideas about wiring, but the method used by the author has proved straightforward, alterations are easily made, and components can be salvaged with useful lengths of lead-out wires intact. Assemble all the components and straighten out the wires, which are then cleaned bright. With a small tapering pair of pliers, place against the body of the component, so that a 1 in. of wire is in the grip of the pliers, now with the component values shown uppermost, the wires are bent down at right angles. Cut a piece of cardboard same size as the panel and mark position of tags. With a pair of dividers measure off the distance apart of the right angle bends, and using the lay-out drawing as a guide, impress on the cardboard where the component will be fixed. When finished the cardboard can be laid upon the panel and the impressions marked through with a sharp awl, these holes are then drilled with a $\frac{1}{16}$ in. drill.

After this, the wires are pushed through the holes and bent over towards each other, with the component held tightly on the panel. Wires are snipped off leaving a $\frac{1}{4}$ in. stub, under which connecting wire is placed, and stub pressed down hard to grip ready for soldering. In some cases leads will be long enough to orientate and place under the wire of the component to which it is to be connected. Sleeving should be used as necessary, and transistors wired in last with their full length of lead-out wires. A $\frac{1}{2}$ -in length of tight fitting sleeving should be put on transistor base leads and pushed up as far as possible. This will assist in identification and prevent possible shorting of leads. The tip of each transistor wire is cleaned and tinned while being held in a pair of pliers.

The AD140 transistor is bolted down flat on to the panel, after making holes to take the stout base and emitter pins. The metal body is the collector, and when wiring up, terminate the lead to the collector with a soldering tag to fit on the bolt and tighten up with a nut. Observe the usual precautions when soldering transistor leads, and those of small electrolytic capacitors. Preparatory cleaning and tinning is a great help to good soldering. To assist in the external wiring to panels, it is recommended that they be marked with a sharp-pointed awl the legends as marked on Figs. 3 and 4. Correct battery markings are important.

★ components list

Resistors:

R1	6.8k Ω	R13	68k Ω
R2	6.8k Ω	R14	10k Ω
R3	6.8k Ω	R15	1k Ω
R4	470k Ω	R16	6.8k Ω
R5	3.9k Ω	R17	1k Ω
R6	2.2k Ω	R18	6.8k Ω
R7	15k Ω see text	R19	39k Ω
R8	27k Ω	R20	47 Ω 1W
R9	2.2k Ω	VR1	5k Ω preset
R10	47k Ω	VR2	1M Ω preset
R11	25 Ω	VR3	5k Ω preset
R12	4.7k Ω	VR4	5k Ω Log.

All $\frac{1}{2}$ Watt except R20

Capacitors:

C1	1 μ F electrolytic
C2	1 μ F electrolytic
C3	1 μ F electrolytic
C4	1 μ F electrolytic
C5	0.1 μ F paper
C6	25 μ F electrolytic
C7	0.05 μ F paper
C8	0.01 μ F paper
C9	0.01 μ F paper
C10	0.25 μ F paper
C11	10 μ F electrolytic
C12	50 μ F electrolytic
C13	50 μ F electrolytic
C14	0.1 μ F paper
C15	100 μ F electrolytic

Electrolytics all 15 or 25V wkg.

Transistors:

Tr1	OC72
Tr2	OC45
Tr3	OC45
Tr4	OC71
Tr5	OC72
Tr6	AD140

Miscellaneous:

One double pole on/off switch; two toggle on/off switches; four $4\frac{1}{2}$ Volt flat flash lamp batteries; hardboard (exterior) 1ft. 6in. \times 6in.; phosphor bronze draught excluder strip; 6ft. length stainless steel $\frac{3}{8}$ in. wide (polished on one side); thirty-seven double ended tags; forty single ended tags; six $\frac{1}{2}$ in. wood screws for top fixing; forty $\frac{1}{2}$ in. 6BA round head bolts and nuts; thirty-seven $\frac{1}{2}$ in. 6BA cheese head bolts and nuts; $\frac{3}{8}$ in. and 1 in. panel pins; Bostic No. 1 adhesive; L.S. covering material; carrying handle; plastic off-cut 1ft. 6in. \times 3in.; 6ft. 6in. of $\frac{3}{8}$ in. square (ramin wood); 5ft. of $\frac{1}{4}$ in. square (ramin wood); 4ft. of 3in. \times $\frac{1}{2}$ in. wood; paxolin $\frac{1}{8}$ in. thick for panels; sheet aluminium; 6in. of thin leather strap; thick felt 6in. \times 1 $\frac{1}{2}$ in.; thin coloured felt 1ft. 6in. \times 6in.; solder; connecting wire.

At this stage it may be as well to explain the type of soldering tags used by the author. Phosphor bronze draught excluder strip (Woolworths) is cut off into 6in. lengths—old scissors will do for this—then cut into strips $\frac{3}{8}$ in. wide. Try out with a scrap piece of paxolin. Drill a $\frac{3}{8}$ in. hole and thread one of the strips through until it jams tight. Bend each end down flat outwards. Place a small straight edge on

Panel size $10'' \times 3\frac{1}{4}''$, material $\frac{1}{16}''$ thick paxolin

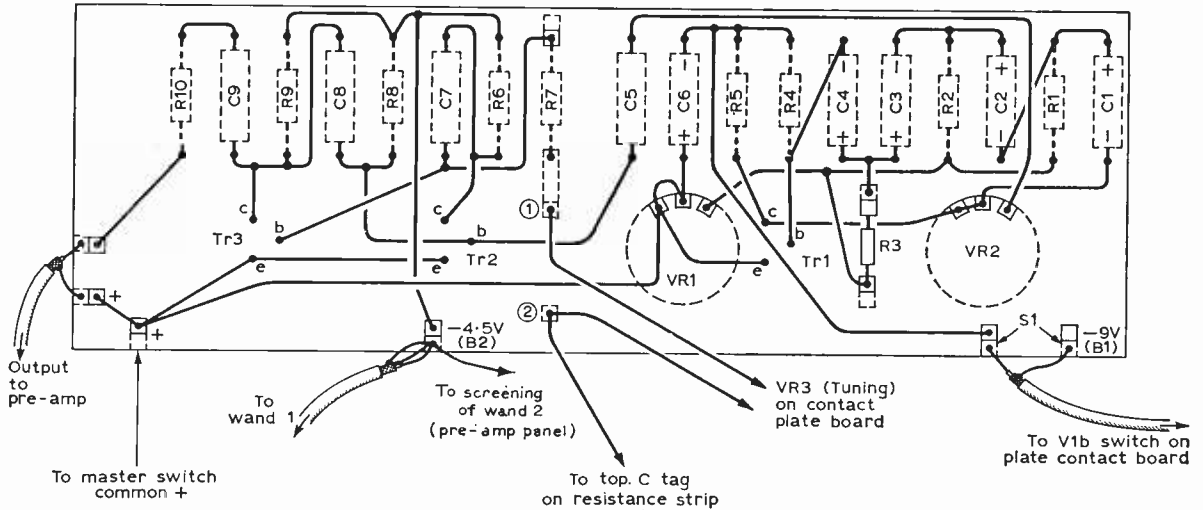


Fig. 3: Circuit board layout for the vibrato oscillator and note generator. All components are mounted on the reverse side, to the wiring.

the strip over the hole $\frac{1}{4}$ in. from the bend, and with a sharp penknife score across the metal, still holding the straight edge firmly down, bend the strip up and down a few times until the metal breaks, leaving a $\frac{1}{4}$ in. tag. The same is done at the back of the panel. Tags will be mostly used on the edges of panels, in this case drill the hole so that there is a space $\frac{1}{4}$ in. left between the hole and the edge, bend outwards as before, this time using the panel as a straight edge, score and bend until the metal breaks clean in line with the panel edge. Deal with the other side as before. To use up strips which are slightly narrow, drill with a size smaller drill. With wider strip these are helped through the hole by using a wire file removed from its frame, broken pieces are ideal for this. File slightly each side where the strip will be inserted. These tags take solder delightfully easy, and with practice can be fixed quicker than ordinary tags. If desired the constructor can use the latter where indicated.

The contact plates are $\frac{3}{4} \times 1\frac{1}{2}$ in. each and we require 37. First experiments were made with aluminium, but proved too soft. Bright polished copper was an improvement, but stainless steel was finally chosen, because it can be conveniently obtained in 6 foot lengths at the required $\frac{3}{4}$ in. width (cost about 12s.) one length being sufficient. We only need to take care in cutting off $1\frac{1}{2}$ in. lengths, dead square. With a fine file clean off sawcuts, slightly radius the four corners, and slightly round the edges on the

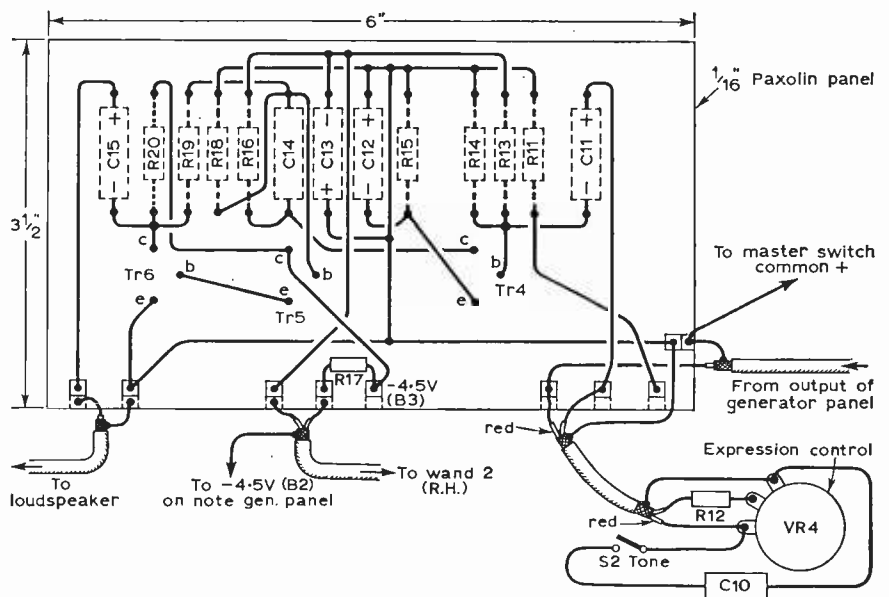


Fig. 4: Circuit board details of the pre-amplifier and output stage.

polished side. When finished, stack together and with the edges on the flat surface of a board see that they are reasonably square, none unduly proud. Remember that with 37 saw cuts something like $2\frac{1}{2}$ in. will be wasted, however there should still be several inches left if needed. Contrary to expectations the metal is not unduly hard to work. With the polished sides down, the plates should be laid down on a flat surface and protected with some newspaper. On the back of each plate mark two pencil lines diagonally from opposite corners, at the intersection, make a punch mark for drilling the centre hole to take the 6BA screws. After drilling, to cleanly finish the holes on the polished side use a countersunk bit or larger

—continued on page 192



It seems that each year the Fi goes Hi-gher and Hi-gher, unfortunately so does the price! A criticism of audio enthusiasts was given by one cynic who defined them as "People who listen to the equipment and not the music". After a day at the Hotel Russell listening to a great number of both units and music the following items of interest were noted.

TUNERS AND AMPLIFIERS

Richard Allen displayed their *Class A Stereophonic Amplifiers*. These amplifiers use transistors in Class A and Richard Allen offer some pretty convincing literature that this is the way to real solid state hi-fi. Also on show, the *C41* control unit. As shown in the photograph, this is quite a sophisticated unit.

Braun have preserved their see-through covers, their new *Audio 250* stereo control unit being no exception. It is equipped with a *PS410* turntable, tuner which incorporates a stereo decoder, and an amplifier section. The improved pick-up arm is fitted with a vernier scale for correct stylus pressure adjustment and is equipped with a *M75-6* cartridge. The player has a fine speed control and a semi-automatic cueing device. There is also a tuner section for the reception of f.m., f.m. stereo, s.w., m.w., and l.w. broadcasts. Power output is given as 2×15 watts continuous rating with a frequency response of $30-30\text{kc/s} \pm 0.5\text{dB}$. Distortion below 0.5% at 2×12 watts is claimed. If you want one it'll cost you £284 17s. 4d.

Leak, a big name in hi-fi, showed "big brother" to their *Stereo 30*. The new *Stereo 70* is all solid state and makers give the output as 35 watts per channel (both channels sine wave driven), total harmonic distortion 0.1% for all power levels up to 25 watts r.m.s., response flat $\pm 1\text{dB}$ 30-20kc/s.

Philips offered an attractive system costing about £67 and consisting of a *GA228* record player, a *GH925* stereo amplifier providing six watts per channel, plus two *GL559* speaker enclosures ideal for shelf mounting as they stand less than a foot high.

Quad too are boasting all transistor circuitry. Their *Quad 33* control unit and *303* power amplifier were on show, the latter rated at 45 watts. Also on show, the *Quad FM Stereo Tuner* covering 87.5-108Mc/s.

J. Richardson Electronics Ltd. appeared for the first time at the Fair with their *MA135* and *MA200* giving 35 watts and 100 watts respectively for 0.25% distortion at 1kc/s in each case. These are valve amplifiers as is the *SA170* stereo amplifier which has the same quoted figures per channel as the other two. Frequency response $\pm 0.5\text{dB}$ 20-20kc/s.

Sansui showed four new units at the Fair. One, their *3000A* stereo tuner/amplifier, might accurately be

described as the most beautifully styled audio bomb I have ever seen. Don't be taken in by the total harmonic distortion factor of less than 0.8% nor the $\pm 1.5\text{dB}$ response from 10-50kc/s. Neither should the 53 transistors and 46 diodes fool you. If you get one you will have a complete hi-fi set-up which will give a total of 130 watts. If this is too much, then try the *AU777* giving only 70 watts total with a total harmonic distortion factor of 0.1% and $\pm 1\text{dB}$ from 20-100kc/s. Prices 167gns. and 105gns. respectively.

TAPE RECORDERS AND DECKS

Last year in our Audio Fair report, we mentioned that possibly the most noticeable trend was towards the use of cassette loading machines. This year however there were not many of these units around and the accent seemed to be on the big, high-quality machines ("high quality" varies from maker to maker quite noticeably this year). It is also interesting to note that the British manufacturers were outnumbered by overseas competitors in the tape recorder market, with **Akai**, **Ampex**, **Oki**, **Sennheiser**, **Tandberg**, featuring strongly.

Akai exhibited their four-track stereo tape deck model *3000D* which utilises silicon transistor preamps, three head system and grained wood finish. The price is £105 11s. 4d. Also on the stand were tape deck model *X-150D*—a cross-field stereo silicon transistor preamp type with four-track stereo/mono recording and playback at £130 2s. 4d., and the *M9* stereo tape recorder—a replacement for the company's *M8* at the price of £195 3s. 5d.

Model *753* stereo four-track tape deck was shown on the **Ampex** stand as the firm's lowest priced recorder at 91gns. and **Brenell** introduced their *Mark 510 series 3* deck accommodating tape reels up to 10½in. diameter. **Bosch (Uher)** were showing their *Royal De-luxe* stereo tape recorder with two- and four-track facilities and $2 \times 10\text{W}$ power output.

It was pleasant to see that **Ferrograph** have introduced a completely new generation of tape decks—the *Series 7*—which, the makers say, is a completely new design and incorporates features that a market survey showed users desired. This new unit is an all-silicon solid state model with field effect transistors used in the input stages. It can be vertically or horizontally mounted (this could be another trend) and unit construction provides for the mounting of three individual units—the amplifier complex, power supply unit and the actual deck itself. These are mounted on a separate frame which is easily removable from the cabinet. Three motors are used—no belt or pulleys to go wrong—there are three tape speeds, variable speed spooling,

—continued on page 212



A—Garrard SL95: B—Philips GH925: C—Richard Allen Class A Stereo: D—BSR UA75: E—Sansui 3000A: F—Bosch (Uher) Royal De-luxe: G—Ferrograph Series Seven: H—EMI Speaker Set Model "750": I—Philips PRO12: J—Sansui AU777


THE 'CLUBMAN'

J. THORNTON-LAWRENCE GW3JGA

continued from the June issue

THE Clubman Mk VI is a Car Radio version of the Mk IV, but the a.f. power output stage is housed in a separate small box, which may either be attached to the back of the receiver or mounted separately.

The Clubman Mk VI is connected to its output stage box by a multiway cable. This cable terminates, at the receiver, in a B9A plug which connects with a corresponding B9A valveholder socket (SK1) on the receiver back panel. See Fig. 39. The box may be disconnected at any time by removing the plug. A link plug may then be inserted into the socket to restore the receiver to normal operation from its internal 9 volt battery. The "box" requires a 12 volt d.c. supply from the car battery (which must have positive earth) and provides approximately 2 watts a.f. output to a 3 ohm loudspeaker.



Circuit Description

The circuit diagram is shown in Fig. 38. The 12 volt negative supply enters the box via the fuse, F1, and the terminal block. This supply then passes to the receiver through SK1 pin 2 and then to the on-off switch S1. This slide switch is a double pole type, of which one pole is already being used for the 9 volt internal battery supply. For the sake of clarity, this pole will be referred to as S1a. See Fig. 40. The remaining unused pole S1b is now used for the 12 volt supply, the input being connected from SK1 pin 2 to S1b tag 1. The 12 volt supply is returned to the box from S1b tag 2 to SK1 pin 3. The 12 volt negative supply provides current for the output stage transistors Tr10 and Tr11, and for the receiver.

A 9 volt supply is required for the receiver circuits

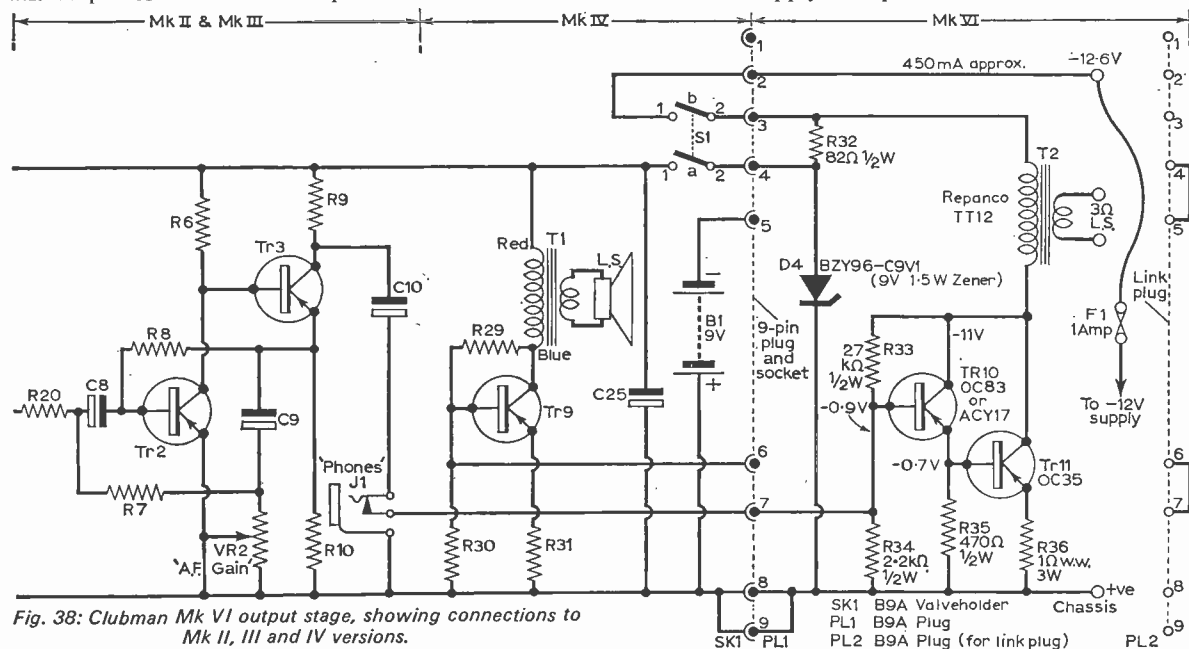


Fig. 38: Clubman Mk VI output stage, showing connections to Mk II, III and IV versions.

and this is provided by the voltage dropping resistor R32 and the zener diode D4. The zener diode regulates the 9 volt supply so that correct operation of the receiver is achieved over the normal variation of input voltages expected from a car battery system. The regulated 9 volt negative supply is taken to the receiver via SK1 pin 4 to the on-off switch S1a tag 2. The connection from the negative terminal of the 9 volt internal battery is now taken to SK1 pin 5. When the box is disconnected, a link plug, having pins 4 and 5 joined, may be inserted, thus restoring the 9 volt negative supply from the internal battery

B1 to the receiver 9 volt negative line.

The output stage in the box consists of transistors Tr10 and Tr11 connected as a Darlington pair and operating in class A. The input to Tr10 is taken from the headphone closed-circuit jack socket J1, via SK1 pin 7. With the headphone jack plug removed a.f. signals from Tr3 collector are passed to Tr10 base via C10. Tr10 operates as an emitter follower, in that amplified a.f. current signals are fed directly to Tr11 base. The combined collector currents of Tr10 and Tr11 pass through the primary of the output transformer T2. Amplified a.f. signal currents are passed through T2 to the external loud-speaker.

D.C. biasing of the Tr10 and Tr11 is provided by the potential divider R33 and R34, the emitter stabilising resistor, for the pair, is R36. Two forms of negative feedback are incorporated in the output stage to improve the quality of reproduction. Negative series

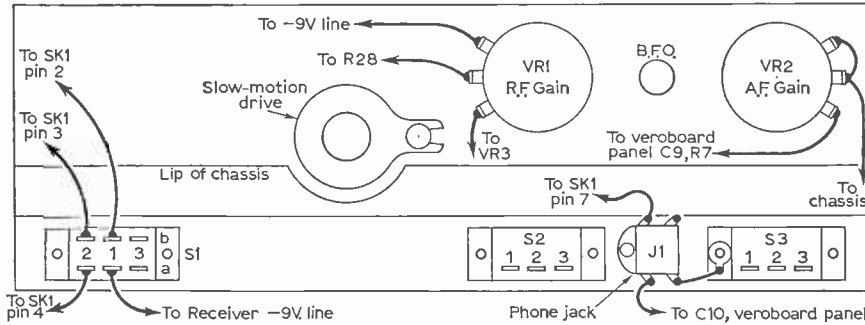


Fig. 40 (above left): Rear of front panel, showing connections to S1a, b and J1.

Fig. 39 (below): Rear panel showing position of SK1 and power output stage.

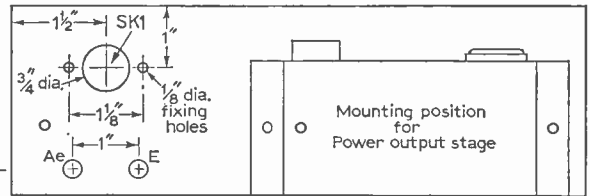
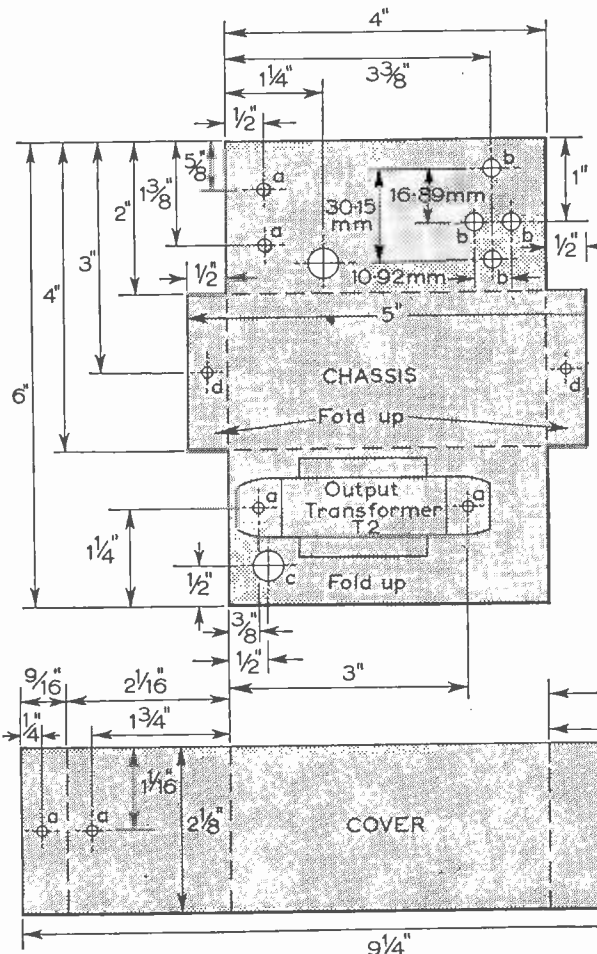
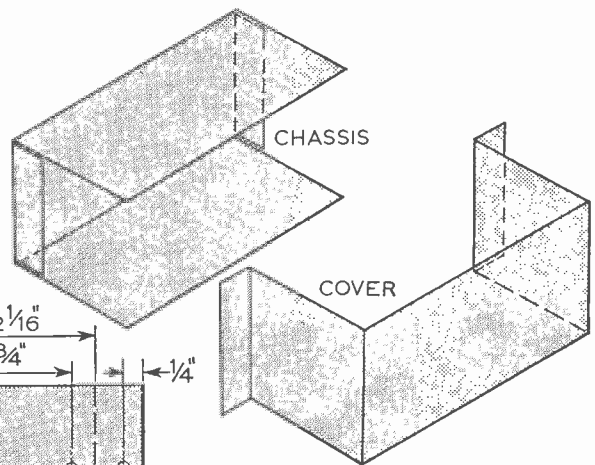



Fig. 41: Metalwork comprising chassis and cover for the power output stage. Material 18 s.w.g. aluminium.



DRILLING
 a — 1/16 in. dia. b — 1/8 in. dia.
 c — 3/8 in. dia. d — 1/16 in. dia.

current feedback is provided by omitting the usual by-pass capacitor across R36, in this way the output signal current develops a signal voltage across R36 and this voltage is in phase and in series with the input signal. Negative shunt voltage feedback is provided by connecting R33 to the collectors of Tr10 and Tr11. The a.f. voltage across the primary of T2 produces an a.f. current through R33 and this is out of phase and in shunt with the input signal. If the receiver is disconnected from the box and the link plug inserted, a link from pin 7 to pin 6 reconnects the a.f. signal from J1 to the base of Tr9 and restores the normal operation of the internal loudspeaker output stage. Internal connections to SK1 are shown in Fig. 42.



View of receiver and power output stage (not mounted on rear panel).

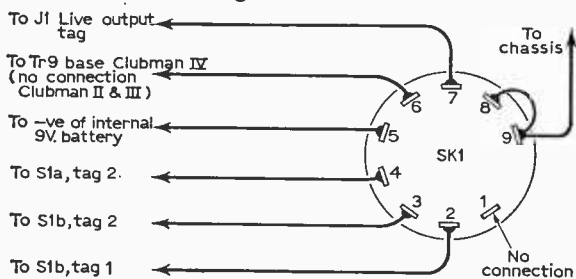
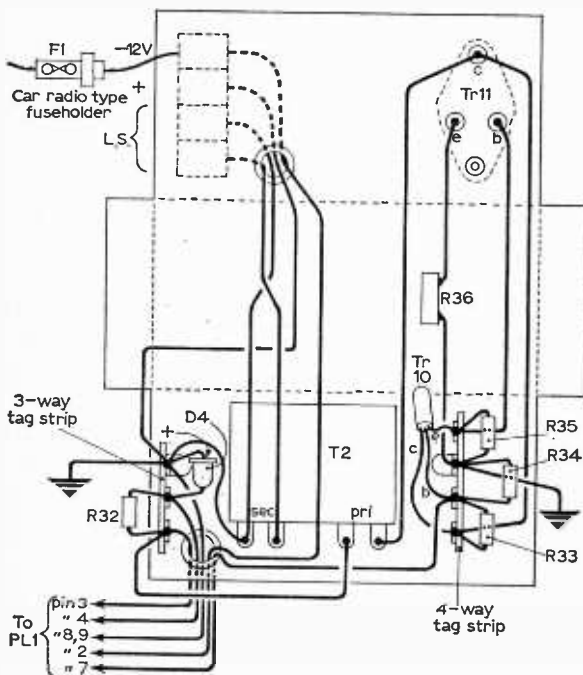


Fig. 42 (above): SK1 (B9A valveholder) viewed at tags.

Fig. 43 (below): Internal wiring of power output stage.



Construction

The complete a.f. power output stage and zener diode regulator are housed in an aluminium box, the construction of this is shown in Fig. 41. The box is made from 18 s.w.g. sheet aluminium. Providing usual care is taken with the bending no difficulties should be encountered. The chassis part of the box should be made first and the cover made afterwards so that a good fit can be obtained. If the chassis is printed 'in the flat', before bending, it is recommended that the cover fixing screw holes "d" should be left undrilled. When the complete box is assembled, the actual position of these holes can be marked through the holes in the cover and then drilled. The cover is held on with two 4BA self-threading screws fitted in these holes. The output transistor Tr11 (OC35) is mounted in the position shown using a mica washer and insulated fixing bushes. An excellent illustration of the method of mounting is shown on page 25 of the May 1968 issue of PRACTICAL WIRELESS. Before fixing the transistor great care should be taken to ensure that no swarf or burrs are present on the chassis as this may puncture the mica washer when the whole assembly is tightened up. The driver transistor Tr10 is mounted as shown in Fig. 43. The multiway cable is made up by twisting together the requisite number of different coloured stranded insulated wires. Screening of the cable was not found to be necessary.

Installation

The completed box may be mounted on the rear panel of the receiver using two self-threading screws, as shown in Fig. 39. Alternatively the box may be fixed to the car in some more convenient place. The interior of the engine compartment should be avoided because of the possible high temperature.

The standard type of car radio aerial will provide reasonable results for general listening. The inner of the coaxial cable should be connected to the aerial terminal and the outer to the earth terminal. For the very best possible performance over a narrow band it is desirable to use a loaded whip aerial resonant at the desired frequency. ■

Lasky's Radio

DON'T MISS THIS!

HAVE YOU GOT YOUR LASKY'S CATALOGUE FREE
 Second Great Reprint Issue Now Ready.
 Just send your name, address and 1/- for post only.


CONSTRUCTORS BARGAINS

SINCLAIR SPECIAL

THE MICRO FM

THE WORLD'S ONLY COMBINED FM TUNER AND POCKET RECEIVER

A unique 7 transistor FM superhet tuner-receiver for constructors, which requires no alignment when built and which uses pulse counting detection for better quality. Can be used as a tuner for amplifier, tape-recorder, etc., or as a self-contained pocket FM receiver contained with battery in a case no bigger than a packet of ten cigarettes! The Micro FM is beautifully styled, with brushed and polished aluminium front panel and spun aluminium slow motion dial, in keeping with its outstanding performance. Technical spec.: 7 transistor, 2 diode superhet FM with one output to amp., or tape-recorder and one which enables set to be used as a self-contained pocket FM receiver. Low IF. Pulse counting discriminator. Telescopic aerial. Audio response: 10 to 20,000 c/s \pm 1dB. Signal to noise ratio: 30dB at 30mV. Sensitivity: Typically 5 microvolts. Power source: Standard 9 volt battery. Size 2 15/16 x 1 11/16 x 1/2 in., plus aerial.



LASKY'S PRICE £5.19.6 IN KIT FORM. Post 2/6

THE Z-12 INTEGRATED 12 WATT AMP AND PRE-AMPLIFIER


Eight special H.F. Transistors are used in this remarkable integrated twelve watt amplifier. Outstanding features are its great versatility, compactness, power and brilliant performance. The Z-12 is usually suitable for use as a true Hi-Fi amplifier, in an electric guitar, as a P.A. unit for car radio or in an intercom system. The inputs can be matched to all pick ups, microphones and radio tuners and detailed circuits for appropriate tone and volume controls are given in the manual supplied with every Z-12. Technical specification: Output: Class B, ultra linear, with generous negative feedback. Output: 12 watts R.M.S. music power (30 watts peak). Frequency response: 16 to 50,000 c/s \pm 1dB. Input sensitivity: 2mV into 2K ohms. Signal to noise ratio: better than 60dB. Output impedance: suitable for 3, 7.5 and 16 ohms speakers. (Two 3 ohms speakers may be used in parallel). Power requirements: 6 to 20 volt D.C. or Sinclair PZ. 4 mains power supply unit which is available at 99/6 extra. Size 3 1/2 x 1 1/4 in. Weight 3 ozs.

LASKY'S PRICE 89/6 FULLY BUILT. Post 3/-

STEREO 25

DE LUXE STEREO PRE-AMP AND CONTROL UNIT

A first class pre-amp and tone control unit is vital to the performance of any hi-fi system and particularly where a modern light-weight stereo pick up and high quality loud speakers are used. The Sinclair Stereo 25 has been designed to match the excellent characteristics of the Z.12 Controls: Bass lift/cut, treble lift/cut, volume, balance and input selection. Supplied ready built with full installation and operating manual. Front panel finished in brushed aluminium with black figuring, knobs in solid aluminium. The Stereo 25 is unusually compact and a delight to use. Technical spec.: Performance figures obtained from using Stereo 25, two Z.12's and a PZ.4 50 K ohms. Pick up: 3mV in 50 K ohms. Radio: 20mV into 10 K ohms. Frequency response: (Mic and Radio) 20 c/s to 20 Kc/s \pm 1dB to 100 Kc/s \pm 3dB. RIAA equalisation for pick up. Size 6 1/2 x 2 1/4 in.



LASKY'S PRICE £9.19.6 FULLY BUILT. Post 3/6


SINCLAIR PACKAGE DEALS

Package "A" Micro FM with Z.12 Amplifier 29.8.0 Post 3/6
 Package "B" Two Z.12 Amplifiers 28.2.6 Post 4/6
 Package "C" 1—Stereo 25 pre-amp control unit, 2—Z.12 amplifiers, and a PZ.4 1—PZ.4 power pack, 3—Sinclair Q14 speaker systems .. 285.0.0 Post 10/-

SPECIAL INTEREST ITEMS!

TRIO Model TK-60BE

TRANSISTORISED AM/FM MULTIPLEX STEREO TUNER AMPLIFIER



AT A PRICE YOU CAN AFFORD!

The 36 Transistor TR10 TK-60BE incorporates superb modern styling with many features normally found in models costing £££'s more. This great value for money Hi-Fi unit offers the following superb features: Tuner AM/FM 4-gang tuning condenser all transistor front end provides FM 2-5mV sensitivity. *Automatic FM/Stereo Mono mode silent switching circuit with Stereo signal beacon. *Illuminated pinpoint AM/FM tuning meter. *4 diode time division multiplex de-coder giving 35dB channel separation. Amplifier. *All silicon transistor amplifier provides wide 20—50,000 Hz frequency response. *Exclusive blow-out free automatic circuit breaker for power transistor protection. *Speaker output terminals and power for 2 sets of stereo speakers—switch selected (A speakers, B speakers, A + B speakers, head phones). *Centre channel output. *Full range of controls. *Front panel stereo phone jack. *Direct tape monitor switch for tape monitoring without changing cable connections. *DIN connector for tape recorder. Brief spec.: Amplifier—Music Power 60 watts (IHF standard 4 ohms). Continuous power—20 watts per channel. Signal to noise ratio—Phono 60dB, Tape HD-60dB. Input sensitivity—Phono 2mV, Tape HD-25mV, AUX 150mV, Tape play 150mV. Speaker impedance—4/16 ohms. Controls: Input selector, Mode, HF and LF filters, separate treble and bass controls for each channel, balance, loudness tape monitoring, output selector. Tuner: FM cover 88-108 Mc/s, AM cover 540-1600 Kc/s. FM Harmonic Distortion—0.6%. FM Signal to Noise Ratio—60dB. FM Selectivity—40dB. General: For 110/250V mains. Finish—brushed aluminium with hammer enamel case. Size 17 1/2 x 5 1/2 x 14 in.

LASKY'S PRICE 69 Gns. Carriage FREE in U.K.

LASKY'S CLEAR PLASTIC PANEL METERS

Precision made in Japan by HIOKI. Each meter boxed and fully guaranteed with all fixing nuts and washers. Sizes are of front panel. Add 1/6 P. on each. (Quotes for quantities.)
 Type KR-52 3 x 2 1/2 in. (illustrated).

1mA DC 47/8 100µA 47/8
 5mA DC 32/6 500µA 37/6
 300V DC 32/6 1mA A meter 39/6
 50µA 56/-

Type MK-38A 1 1/2 in. square

1mA DC 39/6 100µA 49/6
 5mA DC 22/6 500µA 42/6
 300V DC 22/6 1mA A meter 59/6

Type MK-45A 2 in. square

1mA DC 25/- 100µA 42/6
 5mA DC 25/- 500µA 39/6
 300V DC 25/- 1mA A meter 37/6



NEW INTERNATIONAL TAPE

FAMOUS AMERICAN MADE BRAND TAPE AT RECORD LOW PRICES

3in. Message tape, 150ft. 2 6	5 1/2in. Standard play, 850ft. PVC 11 8
3in. Message tape, 225ft. 3 6	5 1/2in. Long play, 1200ft. Mylar . 15 0
3in. Message tape, 300ft. 7 6	5 1/2in. Triple play, 2400ft. Mylar . 45 0
3 1/2in. Triple play, 600ft. Mylar . 10 0	7in. Standard play, 1200ft. Acetate 12 6
4in. Triple play, 900ft. Mylar . 17 6	7in. Standard play, 1200 ft. Mylar 12 6
5in. Double play, 1200ft. Mylar 15 0	7in. Long play, 1800ft. Mylar . 19 6
5in. Long play, 900ft. Acetate . 10 0	7in. Double play, 2400ft. Mylar 25 0
5in. Standard play, 600ft. PVC . 8 6	7in. Long play, 1800ft. Acetate . 18 0
5in. Triple play, 1800ft. Mylar . 35 0	7in. Long play, 1200ft. Acetate 12 6
5 1/2in. Double play, 1800ft. Mylar 22 6	7in. Triple play, 3600ft. Mylar . 50 0
5 1/2in. Long play, 1200ft. Acetate 12 6	

P. & P. 1/- extra per reel, 4 reels and over Post Free.

Branches:

207 EDGWARE ROAD, LONDON, W.2 Tel.: 01-723 3271

Open all day Saturday, early closing 1 p.m. Thursday

33 TOTTENHAM CT. RD., LONDON, W.1 Tel.: 01-636 2605

Open all day, 9 a.m.—6 p.m. Monday to Saturday

152/3 FLEET STREET, LONDON, E.C.4 Tel.: FLEet St. 2833

Open all day Thursday, early closing 1 a.m. Saturday

High Fidelity Audio Centres

42 TOTTENHAM CT. RD., LONDON, W.1 Tel.: 01-580 2573

Open all day Thursday, early closing 1 p.m. Saturday

118 EDGWARE ROAD, LONDON, W.2 Tel.: 01-723 9789

Open all day Saturday, early closing 1 p.m. Thursday

ALL MAIL ORDERS AND CORRESPONDENCE TO: 3-15 CAVELL ST., TOWER HAMLETS, LONDON, E.1 Tel.: 01-790 4821

BATTERY RECORD DECKS

2 speed model 32 1/3 and 46 r.p.m. 8v. operated. Complete with pick-up fitted crystal cartridge. Plays 7, 10, 12in. records. Fitted auto stop and start. Ideal for use with miniature transistor amplifiers.

OUR PRICE **59/6** POST 2/6
LIMITED QUANTITY ONLY—EXPORT MODELS.

4 speed Model 9 volt. 10/- extra.
POCKET MOVING COIL MULTIMETER. 49/6
0-1,000v. A.C./D.C. ohms 0 to 100k. etc.
SUPERIOR MOVING COIL MULTIMETER 99/6
0-2,500v. D.C. 20,000ohms per volt, 0-1,000v. A.C.
Ohms 0 to 6 meg. 50 Microamps (Full list Meters S.A.E.)

NEW MULLARD TRANSISTORS 6/- each
OC71, OC72, OC81, OC44, OC45, OC171, OC170, AF117.
REPAIRO TRANSISTOR TRANSFORMERS.

TT45. Push Pull Drive. 9.1 CT. 6V. TT46. Output. CT 8.1. 6V. TT49. Interstage etc. 4.5:1.5/- TT52 Output 3 ohms. 20:1.5/-
TRANSISTOR MAINS ELIMINATORS. FAMOUS MAKE FULLY SMOOTHED. FULL WAVE CIRCUIT 49/6
9 VOLT 500mA Size 5 x 2 1/2 in.
DITTO TRANSFORMER ONLY. Size 2 1/2 x 1 1/2 x 1 1/2 10/6

WEYRAD P50—TRANSISTOR COILS
RA29 6 in. Ferrite Aerial with car aerial coil. 12/6 Spare Cores 6d.
Driver Trans. LFDT4 9/6
Osc. P50/LAC 5/4
I.F. P50/2CC 470 kc/s 5/7
3rd I.F. P50/3CC 6/-
Telescopic Chrome Aerials 6in. extends to 23in. 5/-
Printed Circuit, PCA1 9/6
J.B. Tuning Gans 10/6
Weyrad Booklet 2/-

VOLUME CONTROLS 80 Ohm Coax 8D.
Long spindles. Migret Size 5 K. ohms to 2 meg. LOG or LIN. L/S 3/-. D.P. 5/-
STEREO L/S 10/6. D.P. 14/6
5K. S.P. Edges type. 5/-
SEMI-AIR SPACED 40 yd. 20/-; 60 yd. 30/-; FRINGE
LOW LOSS. Ideal 1/6
826 lines yd.

COAXIAL PLUG 1/8. PANEL SOCKETS 1/8. LINE SOCKETS 2/-. OUTLET BOXES. SURFACE OR FLUSH 4/6.
BALANCED TWIN FEEDERS 1/- yd. 80 or 300 ohms.
CAR AERIAL PLUGS 1/6. SOCKETS 1/8. LINE SOCKET 2/-.

SELCOL

GUITAR PRACTICE AMPLIFIER

ONE WATT OUTPUT
Portable cabinet 18 x 4 x 9in., all transistor, fitted 7 x 4in. speaker. Volume control. Jack socket. Uses PP9 battery. **OUR PRICE 79/6** Post 5/8. Worth double.



MAINS TRANSFORMERS

Post 5/- each
250-0-250 80mA. 6.3 v. 3.5 a. 6.3 v. 1 a. or 5 v. 2 a. 30/-
350-0-350 80 mA. 6.3 v. 3.5 a. 6.3 v. 1 a. or 5 v. 2 a. 35/-
300-0-300v. 120mA. 6.3 v. 4 a. C.T. 6.3 v. 2 a. 45/-
MINIATURE 200 v. 20 mA. 6.3 v. 1 a. 12/6
MIDGET 220 v. 45 mA. 6.3 v. 2 a. 17/6
SMALL 250-0-250 50 mA. 6.3 v. 2 a. 19/6
HEATER TRANS. 6.3 v. 11 a. 8/6; 6.3 v. 4a. 12/6
Ditto tapped sec. 1.4 v. 2, 3, 4, 5, 6.3 v. 11 amp. 12/6
GENERAL PURPOSE LOW VOLTAGE. Outputs 3, 4, 5, 6, 8, 9, 10, 12, 15, 18, 24 and 30 v. at 2 a. 30/-
1 amp. 6, 8, 10, 12, 15, 18, 20, 24, 30, 36, 40, 45, 60 35/-
AUTO TRANSFORMERS 0-115-230 v. Input/Output. 60w. 18/6; 150w. 30/-; 500w. 92/6; 1000w. 175/-

CRYSTAL MIKE INHERS

1 1/2 x 1in. 6/6; ACOS 1 1/2 x 1in. 8/6; BM3 1in. dia. 9/6
MOVING COIL MIKE with Remote Control Switch. 19/6
ALL PURPOSE HEADPHONES
H.R. HEADPHONES 2000 ohm 19/6
H.R. HEADPHONES 2000 ohm Super Quality 35/-
LOW RESISTANCE HEADPHONES. 3-5 ohms 35/-

RESISTORS. Preferred values, 10 ohms to 10 meg. 1/2 w., 1/2 w., 1 w., 20% 3d., 1/2 w. 8d.; 2 w. 1/-; 1 w. 10% 6d.
HIGH STABILITY. 1/2 w. 1% 10 ohms to 10 meg. 2/-
Ditto 5%. Preferred values 10 ohms to 22 meg., 9d.

5 watt } WIRE-WOUND RESISTORS { 2/-
10 watt } 10 ohms to 6,500 ohms { 2/-
15 watt }

10K, 15K, 20K, 25K, 68K, 10W. 3/-
SPEAKER FRET Tykan various colours. 52in. wide, from 10/-; 1t.; 26in. wide from 5/-; 1t. SAMPLES S.A.E.
EXPANDED METAL Gold or Silver 12 x 12in. 6/-.

VEROBOARD 0.15 MATRIX

2 1/2 x 5in. 3/8d. 2 1/2 x 3 1/2in. 5/2d. 3 1/2 x 3 1/2in. 3/8d.
EDGE CONNECTORS 16 way 5/-; 24 way 7/6.
PINS 36 per packet 3/4d. FACE CUTTERS 7/6d.
S.R.B.F. BOARD 0.15 MATRIX 2 1/2in. wide 6d. per 1in.; 3 1/2in. wide 9d. per 1in.; 5 1/2in. wide 1/- (up to 17 in.).
BLANK ALUMINIUM CHASSIS. 18 s.w.g. 2 1/2in. sides. 7 x 4in., 5/6; 9 x 7in., 6/6; 11 x 8in., 6/6; 11 x 7in., 7/6; 18 x 9in., 9/6; 14 x 11in., 12/6; 16 x 14in., 15/-
ALUMINIUM PANELS 18 s.w.g. 12 x 12in., 6/6; 14 x 9in., 5/6; 12 x 8in., 4/6; 10 x 7in., 3/6; 8 x 6in., 2/6; 6 x 4in. 1/6.

THE INSTANT BULK TAPE ERASER AND RECORDING HEAD DEMAGNETISER



200/250v. A.C. Leadset S.A.E. Post 2/6 **35/-**

ALL EAGLE PRODUCTS

EAGLE AM TUNER. Med Wave. Transistor Superhet. Ferrite Aerial etc. **79/6**
EAGLE DE LUXE TAPE SPLICER. Cuts, trims joins for editing and repairs. With 3 blades. **17/6**

EAGLE 4 CHANNEL TRANSISTOR MIXER. Add internal highlights and sound effects to recordings. Will mix Microphone, records, tape and tuner with separate controls into single output. **59/6**

TRANSISTOR FM-LW-MW TUNER. 10 semi conductors. Integrated tuning dial. 9 v. operation. FM88-108 Mc/s; MW 180-560 metres. LW 850-2000 metres. **£14/19/6** Size 2 1/2 x 8 x 5 1/2 in.

EAGLE 3 WATT AMPLIFIER. 4 Transistor Push-Pull Ready built, with volume control. **69/6**
40 PAGE EAGLE CATALOGUE 5/- POST FREE

★ RADIO BOOKS ★ (Postage 9d.)
High Fidelity Speaker Enclosures and Plans 5/-
Transistor Superhet Commercial Receivers 7/6
Mullard Audio Amplifier Manual 8/6
Radio Valve Guide, Books 1, 2, 3 or 5 5/- each
Practical Radio Inside Out 4/6
Transistor Audio Amplifier Manual Book 1, 2, 3, 4, 5, 6, 7, 8, 9, 10 5/-
Shortwave Transistor Receivers 5/-
Transistor Communication Sets 6/-
International Radio Stations List 2/6
Modern Transistor Circuits for Beginners 7/6
Sub-Miniature Transistor Receivers 5/-
Wireless World Radio Valve Data 9/6
At a glance valve equivalents 6/-
Valves, Transistors, Diodes equivalent Manual 10/6

WIRE-WOUND 3-WATT WIRE-WOUND 4-WATT
POTS. T.V. Type. Values STANDARD SIZE POTS.
10 ohms to 30 K. LONG SPINDLE
Ohm 30 K to 2 4/6 VALUES 50 OHMS 7/6
to 100 K.

VALVE HOLDERS. MOULDED 9d. CERAMICS 1/- EACH.
SANGAMO 3 inch SCALE METERS 45/- ea.
Various calibrations and movements, 100 Microamp; 1 Milliamp; 50-60 Microamp. etc. S.A.E. for list.

BRAND NEW QUALITY EXTENSION LOUDSPEAKER
Cream plastic cabinet, 20lt. lead and adaptors. For any radio, intercom, tape recorder, etc. 3 to 15 ohm. POST 30/-
Size: 7 1/2 x 5 1/2 x 3 1/2. 2/6



CALLERS WELCOME

RADIO COMPONENT SPECIALISTS 337 WHITEHORSE ROAD, WEST CROYDON

Written guarantee with every purchase. (Export—send remittance and extra postage, no C.O.D.) Buses 133, 68 pass door. S.R. Stn. Selhurst. Tel. 01-684-1665

MARTIN IS HIGH FIDELITY

plus

How would you like to start with a simple amplifier, say, and add to it until it became a fully stereo twenty watt amplifier with FM tuner and facilities to take the most sensitive low output pickups ever made? With Martin Aukiokits it's easy, for with these superbly engineered all-transistor prefabricated units, success is built in from the start and you build to your own preferred plan. IT'S A MONEY SAVING SCHEME, TOO.

Details from—
● Trade enquiries invited.

MARTIN ELECTRONICS LTD., 155 High St., Brentford, Middlesex. ISLeworth 1161

To **MARTIN ELECTRONICS, 155, High Street, Brentford, Middlesex.**
I have not had your leaflets before. Please send them on
AMPLIFIERS FM TUNER RECORDAKITS
(Tick as required)

NAME _____
ADDRESS _____
PW.7 _____

VALVES SAME DAY SERVICE

NEW! TESTED! GUARANTEED!

SETS 1R5, 185, 1T4, 384, 3V4, DAF91, DF91, DK91, DL92, DL94, Set of 4 for 17/6. DAF96, DF96, DK96, DL96, 4 for 28/-.

0Z4	4/6	10P13	15/6	DH77	4/-	EP91	3/6	PCL85	9/3	UCG84	7/9
1A5GT	5/-	12A7	3/9	DH81	12/6	EP97	7/6	PCL86	8/6	UCG85	6/8
1A7GT	7/6	12A6	4/9	DK32	7/9	EP183	6/6	PEN34	6/9	UCF80	8/3
1H6GT	7/3	12A7	4/9	DK91	5/6	EP184	6/6	PEN36C15/-	UCH42	9/6	
1N5GT	7/9	12A7	4/9	DK92	9/3	EPH90	6/6	PF120013/-	UCH81	6/9	
1B5	5/6	12KGT	7/6	DK96	7/-	EL33	8/9	PL36	9/6	UCL82	7/6
1B4	4/6	EL33	10/6	EL33	4/9	EL34	9/6	PL71	7/6	UCL83	8/8
185	4/3	20L1	16/9	DL35	5/-	EL41	6/9	PL82	6/6	UF4	9/9
1T4	2/9	20F3	14/9	DL92	5/9	EL44	4/9	PL83	7/-	UF80	7/-
3A5	8/6	20P4	18/6	DL94	5/9	EL90	5/-	PL84	6/3	UF89	6/3
384	6/9	25UAGT11/6		DL96	7/-	EL95	5/-	PL600	5/3	UL41	9/6
3V4	5/9	30C1	7/-	DY86	5/9	EM30	5/9	PL304	13/6	UL44	20/-
504G	4/9	30C15	11/6	DY87	6/9	EM81	6/9	EL820	15/-	UL84	6/6
5V4G	8/-	30C17	12/6	EAB30	6/6	EM84	6/6	PCX25	10/6	UY41	7/-
5Y3GT	5/9	30C18	9/-	EAC42	8/6	EM87	7/6	PY32	10/6	UY85	5/9
5Z4G	7/6	30F1	12/6	EB91	2/3	EY51	7/-	PY33	10/6	VP4B	10/6
6X0L2	12/6	30F11	12/6	EB93	7/6	EY86	6/3	PY80	5/3	VP132112/-	20/-
6AL5	2/3	30F14	12/6	ED41	8/-	EZ40	7/6	PY81	5/3	Z77	3/6
6AM6	3/6	30L1	6/-	EF80	6/-	EZ41	7/6	PY82	8/6	Transistors	5/-
6AQ5	4/9	30L15	14/-	EF89	6/3	EZ80	4/6	PY83	5/9	AC107	3/6
6AT6	4/-	30L17	13/-	EC90	2/9	EZ81	4/9	PY88	7/3	AC127	2/6
6AU6	5/6	30P4	12/-	EC91	3/9	KT61	8/9	PY800	8/9	AD140	7/6
6BA6	4/6	30P12	11/-	EC92	4/9	KT81	15/-	PY801	6/6	AF102	18/-
6BE8	4/3	30P19	12/-	EC93	7/-	N78	14/9	R16	6/6	AT15	3/6
6BG6	15/-	30P11	12/6	EC94	5/6	PC86	9/6	R20	12/9	AF116	3/6
6BJ6	6/9	30P13	14/6	EC95	4/9	PC88	9/6	TH21C	9/9	AF117	3/3
6E13	3/6	30P14	14/6	EC90A	12/6	PC97	8/6	U25	13/6	AF118	3/6
6E24	9/-	35L6GT	5/-	EC90F	7/6	PC980	8/6	U26	11/6	AF124	7/6
6EP2	12/6	36W4	4/6	EP82	6/9	PC84	6/-	U47	13/6	AF125	3/6
6K7G	2/6	35ZAGT	5/-	EP86	9/-	PC89	10/6	U49	13/6	AF126	7/-
6K8G	4/3	85A2	7/3	ECH35	6/-	PCC189	9/9	U52	4/6	AF127	3/6
6L18	6/-	60G3	12/6	ECH42	10/6	PCF80	7/9	U78	3/6	OC 22	5/6
6V8G	3/6	AZ31	9/-	ECH81	5/9	PCF82	6/-	U191	11/-	OC26	5/6
6V8GT	6/6	B729	12/6	ECH84	7/6	PCF86	9/9	U301	13/6	OC44	2/3
6X4	3/6	B729	12/6	ECL40	6/9	PCF800	11/6	U301	13/6	OC45	2/3
6X5GT	5/9	CCH35	10/-	ECL82	8/9	PCF801	7/3	UABC80	6/3	OC71	5/6
7B6	10/9	DAC32	7/3	ECL86	8/3	PCF802	9/6	UAF42	9/6	OC72	2/6
7B7	7/-	DAF91	4/3	EP39	3/9	PCF805	9/-	UB41	6/6	OC75	2/6
7C5	15/-	DAF96	6/-	EP41	9/6	PCF806	11/6	UB41	7/9	OC81	2/3
7C8	6/9	DC90	8/6	EP80	4/9	PCF808	12/6	UB80	6/6	OC82	2/3
7H7	5/6	DF33	7/9	EP85	5/6	PCL82	7/3	UB89	6/9	OC83	2/3
7X4	6/6	DF91	2/9	EP86	6/3	PCL83	9/6	UBL21	9/-	OC8D	2/6
10F1	15/-	DF96	6/-	EP89	5/3	PCL84	7/6	UC92	5/-	OC170	2/6

READERS RADIO
85 TORQUAY GARDENS, REDBRIDGE, ILFORD, ESSEX. Tel. 01-550 7441
Postage on 1 valve 8d. extra. On 2 valves or more, postage 6d. per valve extra. Any Parcel Insured against Damage in Transit 6d. extra.

ON THE SHORT WAVES

MONTHLY NEWS FOR DX LISTENERS

Times GMT
Frequencies in kc/s

THE BROADCAST BANDS by CHRISTOPHER DANPURE

WITH the summer schedules now in the second month of operation and sunspots at their height of the 11-year cycle everyone is happy. In last month's issue I devoted the column to propagation and clearing up transmission queries. This month I will reverse that and only give the propagation predictions in details for N.E. Asia, S.E. Asia, Australia via Asia and S. America North of Amazon, so here we go.

Africa: Mornings and afternoons, 25 and 21Mc/s; evenings, 21, 17, 15 and 11Mc/s; night hours, 15, 11, 9, 7 and 6Mc/s.

N.E. Asia: 0400-1600, 17 and 15Mc/s; 1600-2200, 17, 15 and 11Mc/s; 2200-2400, 15 and 11Mc/s; 2400-0400, 15Mc/s only.

S.E. Asia: 0800-1200, 21 and 17Mc/s; 1200-1400, 21, 17 and 15Mc/s; 1400-1600, 21, 17, 15 and 11Mc/s; 1600-1800, 21, 17, 15, 11 and 9Mc/s; 1800-2000, 21, 17, 15, 11, 9, 7 and 6Mc/s; 2000-2200, 17, 15, 11, 9, 7 and 6Mc/s; 2200-2400, 17, 15, 11 and 9Mc/s; 2400-0200, 17, 15 and 11Mc/s; 0200-0600, 17 and 15Mc/s; 0600-0800, 21 and 17Mc/s.

Australia via Asia: 1000-1200, 21Mc/s only; 1200-1330, 17Mc/s only; 1330-1600, 15Mc/s; 1600-1800, 11Mc/s; 1800-2100, 11, 9 and 7Mc/s; 2100-2200, 15, 11 and 9 Mc/s; 2200-2400, 17, 15 and 11Mc/s; 2400-0200, 17 and 15Mc/s; 0200-1000. This circuit is closed for Broadcast Bands.

S. America (North of Amazon): 1200-2000, 21Mc/s; 2000-2200, 21, 17 and 15Mc/s; 2200-2400, 21, 17, 15 and 11Mc/s; 2400-0200, 17, 15, 11 and 9Mc/s; 0200-0400, 17, 15 and 11Mc/s; 0400-1000, 17 and 15Mc/s; 1000-1200, 17Mc/s only.

EUROPE

Holland: *R. Nederland* will operate the following schedule for its weekday English programmes, 0730-0820 on 11,730, 9,715 and 9,525; 1430-1520 on 21,480, 17,810 and 6,020; 1900-1950 on 11,730, 9,590 and 6,020; 2000-2050 on 11,730 and 6,020; 2100-2150 on 17,810 and 11,730; daily English relayed from Bonaire 2130-2220 on 15,220 and 0130-0220 on 9,590; special English programme relays on Tuesdays and Fridays only 1430-1445 on 21,540; 1530-1545 on 21,570 and 21,540; 1700-1715 on 21,570 and 21,540; 2035-2050 on 21,540 and 17,810. Weekday English news relays to the West Indies 1652-1704 on 21,505 and 21,480; 1900-1912 on 21,505 and 21,540; 2352-0004 on 17,750 and 11,945.

Happy Station programmes from Hilversum on Sundays only 0600-0720 on 9,715 and 6,020; 0730-0850 on 11,945 and 9,525; 1030-1150 on 11,730, 9,715 and 6,020; 1430-1550 on 21,480, 17,810 and 6,020; 1600-1720 on 21,570 and 11,730 only; 1900-2020 on 15,425 and 11,730; 2030-2150 on 21,540, 17,810 and 6,020; 2200-2320 on 21,540, 15,320 and 6,020. Dutch by radio lessons in English on Sundays only 0530-0550 on

11,730, 9,715, 9,525 and 6,020; 0730-0750 on 21,570, 21,480 and 6,020; 0800-0820 on 21,570, 21,480 and 6,020; 1600-1620 on 21,480, 17,810 and 6,020; 1700-1720 on 21,540, 21,505 and 6,020, the above schedule runs until September 1, 1968.

Norway: *R. Norway* now operates as follows until September 1 on Sundays and Monday mornings the last 30 minutes is in English. 0700-0830 on 25,730, 21,730, 17, 825, 17,755 and 15,175; 1100-1230 on 25,730, 21,730, 17,825, 17,755 and 7,240; 1300-1430 on 25,730, 21,730, 21,655 and 17,825; 1500-1630 on 25,730, 21,730, 21,655, 17,825 and 15,175; 1700-1830 on 25,730, 21,730, 21,655 and 17,825; 1900-2030 on 25,730, 21,730, 21,655, 17,825 and 15,175; 2100-2230 on 21,730, 21,655, 17,825 and 15,175; 2300-0030 on 21,730, 17,825, 15,345, 15,175 and 1,578; 0100-0230 on 15,345, 11,850, 11,735 and 1578; 0300-0430 on 21,730, 11,860, 11,850 and 11,735.

Switzerland: *The Swiss Shortwave Service* now transmits: 0700-0800 (weekdays only) on 9,535, 6,165 and 3,985 in English. Daily English transmissions now run: 0700-0800 on 11,775 and 9,590; 0845-0945 on 21,520 and 17,830; 1000-1100 on 21,520, 17,855 and 15,305; 1130-1230 on 11,865 and 9,665; 1315-1415 on 21,520, 17,845 and 15,305; 1500-1600 on 21,540, 17,830 and 15,305; 1815-1915 on 17,845 and 15,180; 1930-2030 on 11,865 and 9,665; 0130-0230 on 15,305, 11,715 and 9,535; 0445-0545 on 11,715 and 9,720.

AFRICA

Congo Democratic Republic: *R. Congo, Kinshasa* has been heard by M. Reed in Bournemouth, Hants on 15,245 starting at 2230 until after 0400.

South Africa: The All Night Internal Service of *Radio South Africa* is now on 3,250 and 2,376.

ASIA

Afghanistan: *R. Kabul* now transmits from 1730-1830 in German and English on 15,265 and 11,770 to Europe.

Cambodia: *R. Pnom Penh* has been heard with European Service on 17,710 from 0530-0800 but with extreme interference from Moscow also operating on 17,710, also beams to Europe from 1730-1800 on 15,255 but this is blotted out by *R. Nigeria*, Lagos, also on 15,255.

Ceylon: *R. Ceylon* has a daily overseas transmission to Europe from 0700-0800 on 17,815 in English, it has also been heard irregularly on 21,525.

India: *All India Radio* transmits to the UK and W. Europe from 1745-1945 on 11,620 and 7,215; 1945-2030 on 11,620, 9,912 and 7,215; 2030-2230 on 9,912 and 7,215.

Indonesia: *The Voice of Indonesia* has been heard with its programme in English beamed to Europe from 1900-2000 on the new frequency of 15,110.

QUITE a good month on the six amateur bands, but 10 metres has been a little disappointing. One would have thought that openings and propagation would have been more consistent, bearing in mind the help this latter band is (or should) be getting from the sun.

The Pacific and S. America have been in frequent evidence on 20 metres and Oceania has featured prominently on 40 metres at times. The l.f. segments (160/80/40) have been rather more noisy than usual, while top band in particular has been an awful din, particularly after dark.

S. Herod reckons "peak" DX times are early mornings (0700-0830) and late night (2000-2400). Two reliable scribes query 4K2A—sounds like a new prefix for Dogger Bank! R. King relates that 5LZ was used by Liberian stations for two days, and Sweden is now issuing SK call signs. **P. Johnson** queries JX1RL and so do I. He says 7P8 is Lesotho and that Mexico (XE) is now 4A. I'm sure some countries' prefixes are taken from disused bus number plates.

160/80/40

J. Edwards (London, S.E.20), SX24, 137ft. end fed, discovered the following happily "at it" on 160—G3SVK/P, G15DX, GM3OUU, GM3OXX, GM3TSL/P, GW3TSH, OK1AUJ, OL1AJM, OL6AIU OL7AB, PAØAHO. On 80 metres—ET3USA VE1IE, W1FJZ/P/KP4, W2PNB, ZC4MO, 3A2MJC, 4U1ITU. Forty metres—CM2DC, CN8CS, EA4JV, K3JH, PY2EGA, UA6KOE, VO1AK, WA1HXW, W2JA, 4X4QX.

J. East (Worcester), R1475 (I remember dropping one of those on my foot!), 67ft. end fed, snuffled on forty armed only with his trusty b.f.o. Captures included—K3YWJ, K3ZNV, K4RSH/MM, K5YSO, PJ5MM, PY7AUT, UA5KD, W4KET, W8KMQ, WA6POD, YN2JF, YV1BI, ZP3AB, 4A1CCW, 4U1ITU.

S. Herod (Suffolk), R109A, 40ft. end fed, also braved 40 metres and hooked—CN8AW, CN8CS, EA8BQ, EA8EX, FP8CY, PY7ARP, UA9KDL, UV9CQ, VK3ZL, ZC4RB, ZP3AB. All these on s.s.b.

P. Hampton (Worcester) says he's heard G3A00 in QSO with VK's most mornings at 0700. His log for 7Mc/s fair sends a tingle up "me" co-ax—CN8AW, K3ZNV, PZ1CF, VK2DO, VK2AHZ, VK3BM, VK3PB/M, VK3XM, VK7SM, YN2JF, ZL4BO, ZS1JA. I'll have to oil the alarm clock.

20/15

D. Henbry (Sussex), HA500, 7ft. vertical rod at 30ft. confesses to building the "Clubman" MkII. Also contained in his statement was a 14Mc/s s.s.b. log from which the following are offered in evidence—FG7TI/FS7, FY7YL, FO8BV, HC2RZ, HKØBKW, HS3DR, JW7YF, KH6EDY, KS6CL, KW6EJ, TA2BK, UAØNL, UI8LC, VQ9JW, VQ9V, VS9MB, XE1OE, XP1AA, YAIDAN, YN1GLF, ZD3D, 4A1WS, 5U7AN, 5W1AR, 7Z3AB, 9K2BV, 9L2SL.

H. Dearing (Goffs Oak), Super-Pro, 140ft. end fed,

is s.s. s.s.b. (staunchly supporting single sideband) as the following log for 20 s.s.b. proves—CN8AW, CR6IS, ET3USA, HI3ELJ, HK5VS, JA6AUZ, KH6BZM, KJ6BZ, KL7EBK, OD5BV, PY1MK, PZ1PW, TG8IA, TG9EP, TF2WKP, VK1CN, VK2ON, VK3WW, VK3AON, VK4DO, VK5WD, VK6FB, VK7ED, VK7RX, VK9GN, VP1BT, VP2GBG, VR6TC, XW8AX, YV5AG, ZL4BX, ZL4IG, 4A1AE, 4A1LL, 4X4FQ, 4Z4HF, 5H3JL, 7XØAH, and the best DX this month—G3JDG/M. (Aw shucks!).

R. Spencer (Scarborough), SX111, PR30X, 20 metre dipole, shuffled the 20 metre pack and dealt himself the following—AP2AD, CEØAE, DU1FH, FO8BS, FR7Zg (Reunion Is.), HS1AF, JA3KHV, JW2BH (Bear Is.), JX6AL, K8NHV/P/XV5, KG6AAY, KH6IJ, KL7MF, KR6KG, KR6MH, MP4BEU, TA2BK, VK3BM, VR6IV, VU2CT, VU2KO, XE2CO, XW8BQ, YA5RG, YV4UA, ZL4BX, 3A2CP, 4S7PB, 7Z3AB, 9Q5DG, 9M2NK, 9N1MM—full house Sir!

P. Batt (Lancs.), PCR3, 65ft. end fed only 6ft. high, heard these on 15 metres CT1AC, CT1ID, CX2CS CX4A, CX6BA, CX6EA, EA7MH, PJ3OI, PY2CDY, WA4PBY, WA8GBE, W5KC, all on a.m. too.

D. M. Clark (Bucks.), P.W. Progressive s.w. super-het, dipole for 21Mc/s, bagged these on 15 metres s.s.b.—DU1IK, EA8EX, EA9AQ, HL9KD, HS3DR, KG6EF, KH6BB, KX6FB, JA1AEA, JA2HTV, JA3KBP, JA6DHE, JA7UJ, JA8DSC, VK2FA, VK4TY, VK5GM, VK7GK, VK9LR, VS9MB, XW8BX, ZL1TU, ZL2LH, ZL3JO, 4A1CB, 4S7PB, 5W1AS, 9M2PO, 9U5SK, 9X5MH.

10

Quite a bit of r.f. about in spite of the sun not being quite as spotty as it should.

P. Starling (Essex), HR05T, 40ft. end fed, bagged these on 28Mc/s between 1400 and 1800—EL2X, ET3FMA, HK4AET, LU9DTA, OD5BA, PY1BLZ, PY6PQ, PY7VNY, SVØWL, UA6JWN, W4QKK, W9EXE, ZC4MO, ZC4RB, ZE1BP, ZE6BNT, 5N2ABG, 5Z4LG, 9J2DT.

P. Johnson (Northampton), RX60, 100ft. end fed, also went QRX on 28 for—CN8MI, CP3RCS, CR4BL, CR6CS, CR6KV, CV7CZ, CT2AA, CT3AS, EA8CV, ET3REL, HK4AB, HP9AAX, LU5DNT, PJ2CQ, PY2BG, SV1AE, UA9FBK, UI8DFP, W6UFG, W7WLL, W9IOV/MM, XE1CY, YV3NS, YV5ANE, ZS1BE, ZS2FA, ZS4CJ, ZS6DT, 4X4JH, 5Z4BS, 9H1AV, 9J2AB.

R. Dinning (Ayrshire), HA350 plus PR30X, 252ft. end fed, queries IØARI (no, it's not the Isle of Wight). He also heard—CR6KL, KG4CRC, LU1DAB, PZ1BF, UF6CR, VQ9JW, SV1AN, SVØWM, ZC4AK, ZD7KH, ZS5RS, 5Z4KT, 9J2DT, 9K2BV, 9L2SL, 9X5AA and W1-Ø.

CONTESTS

Eyes down for a full house—8th-9th June, UBA c.w. contest (80-10 metres); 8th-9th, National Field Day; 23rd, 70 c.m. contest (portables); 24th, 2 metre s.s.b. contest; 6th-7th July, 160 metre contest.

HEATHKIT Models for Family Entertainment

AVAILABLE READY-TO-USE OR AS KIT MODELS

Latest STEREO TAPE RECORDER, STR-1



Fully portable—own speakers


Kit £58.0.0. P.P. 10/6
Ready-to-Use £70.6.0. P.P. 10/6

FOR THIS SPECIFICATION
½ track stereo or mono record and playback at 7½, 3¾ and 1½ips. Sound-on-sound and sound-with-sound capabilities. Stereo record, stereo playback, mono record and playback on either

channel. 18 transistor circuit for cool, instant and dependable operation. Moving coil record level indicator. Digital counter with thumbwheel zero reset. Stereo microphone and auxiliary inputs and controls, speaker/headphone and external amplifier outputs . . . front panel mounted for easy access. Push-button controls for operational modes. Built-in stereo power amplifier giving 4 watts rms per channel. Two high efficiency 8 x 5in. speakers. Operates on 230V a.c. supply.

Versatile recording facilities. So easy to build—so easy to use.

Latest Portable Stereo Record Player, SRP-1



Automatic playing of 16, 33, 45 and 78 rpm records. All transistor—cool instant operation. Dual LP/78 stylus. Plays mono or stereo records. Suitcase portability. Detachable speaker enclosure for best stereo effect. Two 8in. x 5in. special loudspeakers. For 220-250V ac mains operation. Overall cabinet size 15½ x 3¾ x 10½in.

Compact, economical stereo and mono record playing for the whole family—plays anything from the Beatles to Bartok. All solid-state circuitry gives room filling volume.

KIT £28.6.0 incl. P.T. Ready-to-Use £35.4.0. P.P. 10/6

Latest STEREO AMPLIFIER, TSA-12

12 x 12 watts output.

Kit £30.10.0 less cabinet. P.P. 10/6

Cabinet £2.5.0 extra

Ready-to-Use £38.0.0. P.P. 10/6.



FOR THIS SPECIFICATION

17 transistors, 6 diode circuit. ± 1 dB, 16 to 50,000 c/s at 12 watts per channel into 8 ohms. Output suitable for 8 or 15 ohm loudspeakers. 3 stereo inputs for Gram, Radio and Aux. Modern low silhouette styling. Attractive aluminium, golden anodised front panel. Handsome assembled and finished walnut veneered cabinet available. Matches Heathkit models TFM-1 and AFM-2 transistor tuners.

Full range power . . . over extremely wide frequency range. Special transformerless output circuitry. Adequately heat-sinked power transistors for cool operation—long life, 6 position source switch.

High-performance CAR RADIO, CR-1



Superb long and medium wave entertainment wherever you drive. Complete your motoring pleasure with this compact outstanding unit.

8 Latest semi-conductors (6 transistors, 2 diodes). For 12 volt positive or 12 volt negative earth systems. Powerful output (4 watts). Pre-assembled and aligned tuning unit. Push-button tone and wave change controls. Positive manual tuning. Easy circuit board assembly.

Instant operation, no warm-up time. Tastefully styled to harmonise with any car colour scheme. High quality output stage will operate two loudspeakers if desired. Can be built for a total price.

KIT (less speaker) £12.18.6 incl. P.T. P.P. 4/6.

8 x 5in. Loudspeaker £1.10.0 extra.

RADIOS for Luxury Listening

"OXFORD" PORTABLE UXR-2

This De-Luxe, 7 transistor, 3 diode portable radio covers long and medium wave-bands with an easy-tune dial and uses battery-saving circuitry to ensure longer life and more hours of listening pleasure. Choice of Brown or Black real leather case.

KIT £15.10.0 P.P. 6/-



Oxford

PORTABLE UXR-1

This luxury 6-transistor, 1 diode receiver covers long and medium wavebands. Its robust case is now available in real brown leather or choice of colours: Navy blue, coral pink, lime green (please state second choice).

KIT £12.8.0 colour case. P.P. 4/6
KIT £15.10.0 real leather. P.P. 4/6



UXR-1

SEE HEATHKIT MODELS AT

GLOUCESTER

Factory and Showroom, Bristol Road.

LONDON

233 Tottenham Court Road, W.1.

BIRMINGHAM

17-18 St. Martins House, Bull Ring.

Deferred terms available over £10 (UK only).
Prices quoted are Mail Order prices. Post and Packing extra.

"Mohican" General Coverage Receiver, GC-1U

Powerful 10 transistor, 5 diode circuit. Tunes 580 to 1550 kc/s and 1.69 to 30 Mc/s in five bands. Bandspread on all bands. Fixed-aligned ceramic IF transformers for best selectivity. Pre-assembled and aligned 'front-end' for fast, easy assembly. Built-in 6 x 4in. speaker. Tuning meter for pin-point tuning. Completely self-contained for portability—can be operated on 230 volt AC with Model UBE-1. Kit £2.17.6 extra.



KIT £37.17.6. Ready-to-Use £45.17.6. P.P. 10/6.

Send for Latest FREE Catalogue

36 pages, many models in colour.

HEATHKIT

Please address all enquiries to:

DAYSTROM LTD., Dept. PW-7, GLOUCESTER

Please send me FREE CATALOGUE


Full details of model(s) _____

NAME _____

ADDRESS _____

Prices and specifications subject to change without prior notice.

COMMUNICATION RECEIVER TYPE GDX



TYPE GDX/25/C. Brand new fully transistorised Communications Receiver. Specifications: four complete ranges 550 Kc/s to 30 Mc/s, covering all amateur bands, shipping bands, trawler bands, and broadcast band. A highly efficient double tuned superhet, comprising R/F aerial tuning section. AVC and built in tunable B.F.O. for C.W. or SSB reception. Operates from 9 volt internal battery. Ideal for fixed or mobile reception. With speaker and headphone output. Hammer finished robust steel case of pleasing design. Size approx. 9 x 7 x 7in. British made. Equal in performance to sets costing three times as much. Complete with handbook, 14 Gns, carriage and insurance 16/- C.O.D. if required. ACCESSORIES: Headphones 19/6 extra, p.p. 3/6. Fitted 8 meter 22 extra. Battery eliminator 39/6, p.p. 3/6. De-luxe loudspeaker in matching metal cabinet 22.15.0, carriage 5/-.

COLLAPSIBLE AERIAL IN 5 SECTIONS fully adjustable highly efficient whip aerial. Made to exacting specifications. Copper plated sections. Brass base. An ideal aerial for TX/RX use. Easily adaptable for cars, scooters, walkie talkies etc. Brand new in maker's boxes. Only 21 each, post and packing 2/6. Two aerials for 35/-, post free.

AERIAL TUNER UNITS for TX/RX use. Will load almost anything. Calibrated control dial. Housed in compact steel case. Ideal for all radio amateurs and S.W.L.'s. 25/-, p.p. 7/6.

RUN TELEVISION-LIGHTING DRILLS ETC-ETC from a 12 Volt CAR BATTERY



POWER CONVERTOR. (De-luxe model). 12 volt D.C. input gives a 240 volt, 300 watt output enabling you to run all your AC/DC equipment and fluorescent lighting. Thousands of uses. Provides a portable Power Supply. Contained in attractive louvered steel case. Complete with leads and clips and full instructions. As supplied to Hospitals and Universities. Recommended price over £30. Our Price 25.19.6, carriage and insurance 15/-.

MINIATURE TRANSISTORISED B.F.O. UNIT

This is a miniature transistorised B.F.O. unit (tunable) that will enable your set to receive C.W. or S.S.B. reception. Compact. Single hole fixing. This small unit will fit anywhere. Complete with fitting instructions. 49/6, post free.



Mk. V 3000 watt Model. Finger tip control of all AC/DC electrical equipment. Suitable for all types of lighting arrangements. Incandescent lamps. Spot lamps. Arc lamps. Floodlights. Makes an ideal dimming unit. Ideal for controlling all types of electric drills and all AC/DC electric motors for all applications. Ideal for all types of electric heaters. Suitable for lathes and power tools. Contains the latest electronic switching devices, and associated thyristor circuitry. Size 6 x 5 x 2in. Louvered metal case in pleasing hammer finish. Attractive front panel with matching socket and controls. Recommended price 25 gns. Huge purchase enables us to offer them at 25.19.6, carriage and insurance 10/- C.O.D. if required.

STOP PRESS

BARGAINS GALORE FOR EVERYONE Miniature 14in. diameter moving coil speakers 3/6 each, p.p. 1/6. Two for 8/- post free. OC 45 TRANSISTORS, first grade, 2/- each post free. 12 AMP MINIATURE SILICON RECTIFIERS, 800 p.i.v., 7/6 each post free. TRAWLER BAND RECEIVER KIT, fully transistorised. Easy to build. Remarkable results. Full instructions. 59/6, p.p. 3/6.

GERMANIUM DIODES, 7d. each, 6 for 2/6, p.p. 6d. MOVING COIL MIKE INSERTS, 3/6 each, p.p. 1/- SHORT WAVE LISTENER'S STATION GUIDE, 4/6 each, p.p. 1/-, 10 Henry 60ma miniature SMOOTHING CHOKES, 2/6 each, p.p. 1/-. Four for 9/6 post free. MATCHBOX XTAL SET, 10/- post free.

TWO WAY TALKIE PHONES. Ideal for indoor/outdoor use. Will work up to long distances. Can be held in the hand. Clear reception. No G.P.O. licence required. One complete set 22.10.0, carriage 10/-. Special offer 2 complete sets with batteries 28 inc. carriage. Batteries available singly 7/6 per set.

BREAST MICROPHONES, 15/-, p.p. 2/6. Two for 25/-, p.p. 2/6. THROAT MICROPHONES. Ideal for use with musical instruments, 7/6 each, p.p. 1/-. Two pairs 13/6 post free.

2N2926 EPOXY RESIN TRANSISTORS. The latest NPN silicon epoxy encapsulated devices. Not seconds. Four for 10/- whilst stocks last. 300mc/s 1 WATT SILICON FLANER TRANSISTORS. (General purpose type) 1st Grade. Only 2/6 each. Four for 8/6. Postage 6d.

MONSTER PARCEL. Containing 50 electronic items. Money back if not delighted 15/-, Carr. 5/- STEREO HEADPHONES. British Made 30/-, Plus 5/- p.p. limited stocks.

MORSE PRACTICE OSCILLATOR SET. Complete with "Hints on learning morse" manual. Fully transistorised. In compact case. 18/11, p.p. 3/6.

HEAVY DUTY DPDT SWITCHES. Centre off. 10 amp rating, 2/6 each, p.p. 6d. MOVING COIL HEADPHONES and MIKE in maker's box. 17/6, p.p. 3/6. WATCH THIS SPACE NEXT MONTH.

New Component Centre open at this address.

GLOBE SCIENTIFIC LTD
DEPT. P.W. 12, 24 CAWOODS YD.,
MILL STREET, LEEDS, 9.

FREE TO AMBITIOUS ENGINEERS

— THE LATEST EDITION OF ENGINEERING OPPORTUNITIES

Have you sent for your copy? ENGINEERING OPPORTUNITIES is a highly informative 132-page guide to the best paid engineering posts. It tells you how you can quickly prepare at home for a recognised engineering qualification and outlines a wonderful range of modern Home Study Courses in all branches of Engineering. This unique book also gives full details of the Practical Radio and Electronic Courses, administered by our Specialist Electronics Training Division—the B.I.E.T. School of Electronics, explains the benefits of our Appointments Dept. and shows you how to qualify for five years promotion in one year.

SATISFACTION OR REFUND OF FEE

Whatever your age or experience, you cannot afford to miss reading this famous book. If you are earning less than £30 a week, send for your copy of "ENGINEERING OPPORTUNITIES" today—FREE.

BRITISH INSTITUTE OF ENGINEERING TECHNOLOGY

344B, Aldermaston Court, Aldermaston, Berks.

- Radio
- Television
- Electronics
- Electrical
- Mechanical
- Civil
- Production
- Automobile
- Aeronautical
- Plastics
- Building
- Draughtsmanship
- B.Sc.
- City & Guilds
- Gen. Cert. of Education
- etc., etc.

PRACTICAL EQUIPMENT

Basic Practical and Theoretic Courses for beginners in Radio, T.V., Electronics, etc. A.M.I.E.R.E., City & Guilds Radio Amateur's Exam R.T.E.B. Certificate P.M.G. Certificate Practical Radio Radio & Television Servicing Practical Electronics Electronics Engineering Automation

INCLUDING TOOLS!

This specialist Electronics Division of B.I.E.T. NOW offers you a real laboratory training at home with practical equipment. Ask for details.


POST COUPON NOW!

- Please send me your FREE 132-page "ENGINEERING OPPORTUNITIES" (Write if you prefer not to cut page)
- NAME
- ADDRESS
-
-
- SUBJECT OR EXAM THAT INTERESTS ME 344B



THE B.I.E.T. IS THE LEADING INSTITUTE OF ITS KIND IN THE WORLD

3 SIMPLE RECEIVERS FOR Beginners





TWO TRANSISTOR

NUMBER TWO . . . in our beginner's series gives details for building a dual function two transistor receiver. It uses the minimum number of components —note that there are no resistors or coupling capacitors.

LAST month, in part one of this short series, a receiver was described which used only one transistor plus two diodes in a reflex circuit. The second receiver, shown here, uses two transistors in a complimentary direct-coupled circuit. Although this sounds rather a mouthful it boils down to super-simple circuitry and practically no components. There are no resistors and no fixed capacitors and, unlike last month's circuit, no separate diodes for detection either.

Dual-function

One great advantage of this little receiver is that when the battery switch is off, the receiver will function as a crystal set. In areas of good signal strength, say for a local station, the switch can be left in the off position thus saving the battery.



By T. SIMON

Switching the battery into circuit boosts the signal very considerably. At the writer's home, a small transistor output transformer, connected in place of the headphones, allowed a small speaker to give very good results from the local station at Brookmans Park on medium waves.

Selectivity

Although the set has only one tuned circuit, separation of stations was easily possible and no overlap was detected. This is probably due to the very high "Q" of the coil which aids the selectivity of the receiver. Normally, with 150ft. of wire for an aerial, both BBC1 and BBC4 tend to tune in together on a crystal receiver with a home wound coil. This is at the writer's home in St. Albans. In other locations things might be better or worse, however, with such a large aerial, it speaks well for the selectivity

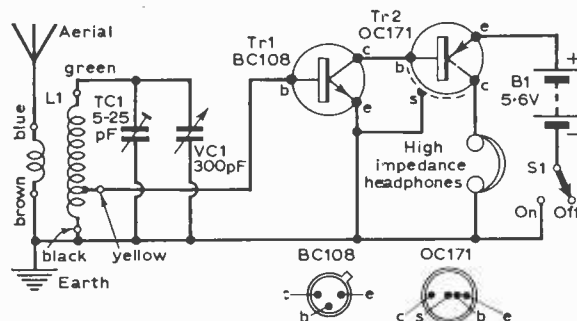


Fig. 1: Circuit of the two transistor receiver.

of the receiver at being able to separate the stations so easily and successfully.

Referring to the circuit shown in Fig. 1. The aerial is connected to the coupling winding on the coil L1. The signal is thus inductively coupled to the main tuned winding, and from here is fed to the base of the first transistor Tr1 via a low impedance tap on the coil. Transistor Tr1 is directly coupled to the second transistor, Tr2, in whose collector lead the headphones are connected. With the battery switched off, Tr1 functions as a diode feeding the signal to the base of Tr2. This second transistor might be considered as acting as a collector load for Tr1.

Polarity

Note that Tr1 is a p-n-p type whereas Tr2 is an n-p-n type. This is important for the circuit to function. The battery is connected in such a way as to supply power in the correct polarity to both transistors. The emitter of Tr2 goes to the positive side of the battery which is normal for a p-n-p transistor. While the emitter of Tr1 connects, via the on/off switch, to the negative terminal of the battery. With the battery switched off, the diode action of the junctions of the transistors allows the circuit to function as a simple crystal receiver. With the battery switched on, the circuit will amplify the signal quite considerably. In this respect it is possible that too

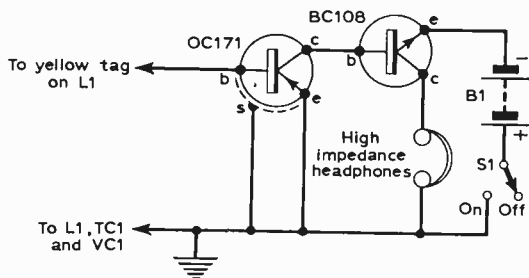


Fig. 2: Tr1 and Tr2 interchanged, but note battery polarity.

much amplification will be present for the strength of signal entering the set. This will be characterised by distortion due to clipping of the signal waveform. The solution is to use a smaller and/or perhaps a less efficient aerial. Or, if one signal is very loud while a more distant one much lower in strength, then the receiver could be used as a crystal set for the very strong signal, thus conserving the battery and avoiding the clipping referred to.

Results with the prototype were excellent using a pair of high resistance headphones (2000Ω), a good earth, and 150ft. of aerial wire. Very good results were also obtained from 40ft. of aerial wire with the same earth.

Construction.

Construction is very simple but it is important to make sure of the connections to the transistors bearing in mind that one is p-n-p and the other n-p-n. The transistor used for Tr1 might be considered a strange choice since these are usually thought of as useful for audio applications and not r.f. However, the maker's specifications give the F_T of the BC108 as 150Mc/s typical, and thus it would appear well suited to medium wave circuitry.

For those who would like to experiment, it is possible to turn the circuit round and use the OC171

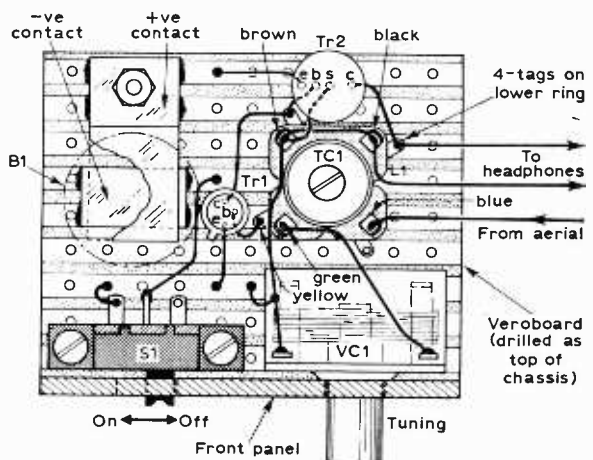


Fig. 3: Plan view of the receiver showing positioning of components and the wiring. Note that there is a lower ring of tags on the coil.

in the Tr1 position, and the BC108 in the audio stage. This circuitry is shown in Fig. 2, again the only points to note are the correct connection of the transistors with regard to polarity.

Chassis

The chassis is bent from a small scrap of aluminium and drilled as shown in Fig. 4. The front panel was made from a piece of thin Perspex which was to hand. Cut and drill as shown in Fig. 4. Note: Perspex cracks very easily so be very careful when drilling and filing.

The piece of Veroboard is used mainly as something to solder to. It is held to the chassis by the various bolts and also the coil. The tuning capacitor was glued to the Veroboard with Evostick applied along its bottom edge only. The coil mounts in the hole drilled and is held in position by its own threaded plastic nut supplied. The on/off switch

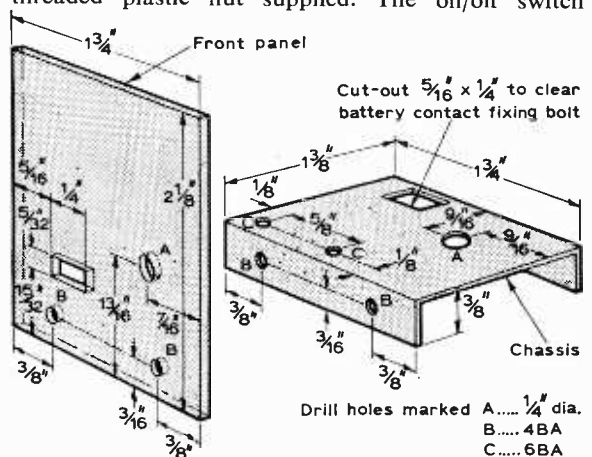


Fig. 4: Drilling details for the chassis and front panel. Note—these details might alter with differing components. Check sizes etc., first before drilling.

needs two 8BA nuts and bolts which may be purchased from most good ironmongers in a small plastic pack containing half a dozen. These bolts may need to be cut down if they are too long.

The battery is a special Mallory type which is rated at 5.6 volts. It is clipped into position with a

small piece of springy brass, perhaps taken from an old cycle lamp battery? This is bent to shape and bolted to the chassis. Note that there is a hole cut out in the chassis so that this bolt does not short the battery to the aluminium.

Wiring

When all components are mounted wiring up can commence, but do not bolt the front panel on yet. It is all too easy to touch it with a hot soldering iron with gruesome results. Wiring should be carried out to conform with Fig. 1 and Fig. 3. Use a pair of pliers as a heat shunt when soldering in the transistors. Leave clipping in the battery until the very last. Immediately prior to this, check again the connections to the transistors, remember that connecting the battery in the wrong way will almost certainly destroy these devices. Check if you have used the alternative circuit shown in Fig. 2, if so have you orientated the battery correctly?

Testing

Connect the headphones to the collector of Tr2 and earth, clip on aerial and earth leads but *do not* switch on the battery. Tune VC1 from max to min and see if you can hear any stations. If you have ever built a crystal set and got it working in your area, then it is almost certain that this receiver will pick up the station(s). If you can receive more than one station, tune in to the weakest one and

★ components list

Transistors:

Tr1 BC108 Mullard
Tr2 OC171 Mullard

Coil:

L1 StabCoil type TMZ9
complete with trimmer
TC2 (Electroniques)

Capacitors:

VC1 300pF midget solid dielectric

Miscellaneous:

Battery—5.6V Mallory type PX23; midget on/off slide switch (G. W. Smith); high impedance headphones (2000–4000Ω); small piece veroboard $1\frac{3}{4} \times 1\frac{3}{8}$ in. (nine strips); aluminium for chassis $2\frac{1}{2} \times 1\frac{3}{4}$ in.; piece thin Perspex $1\frac{3}{4} \times 2\frac{1}{8}$ in.; strip of brass $\frac{3}{8} \times 1\frac{1}{2}$ in.; three 8BA nuts and bolts; two 6BA nuts and bolts; wire; solder; aerial and earth wire.

switch in the battery. The signal should be boosted quite appreciably. Having got the receiver working satisfactorily, you might like to try experimenting with the aerial. Try the bedsprings—mine work quite well with the battery switched in and no earth at all!

There is no point in increasing the battery voltage since this will not increase the signal level to any significant degree. You might consider building a small case for the receiver for which almost any material would be suitable—plastic, wood etc.

The coil shown in the photographs has its own "built-in" trimmer. This is not really required in this circuit and thus it should be ignored. It does not require any adjustment at all.

NUMBER THREE...next month—a simple three transistor superhet receiver with a reflexed i.f. stage, and its own miniature 1in. speaker.

*we think
these are*

**SPECIAL
NEXT MONTH**

A SIMPLE SIGNAL GENERATOR

We think this one is special because it is very easy to build, plain uncomplicated circuitry and you'll probably have most of the components in your junk box. Invaluable as an aid to servicing or any application where you need an r.f. signal. Wide coverage too—120kc/s to 50Mc/s (200Mc/s on harmonics). We even tell you how to wind the coils.

1 WATT I.C. AMPLIFIER

Almost unbelievable—1 watt of audio from a tiny integrated circuit measuring $\frac{3}{4} \times \frac{1}{2} \times \frac{1}{8}$ in. Two of these could be your answer to stereo. Complete "how to build" plus circuit for a suitable power supply.

Details too for building a beginner's 3-transistor superhet complete with its own midget 1in. speaker.

There's lots of other articles too, so we say it is special—still not convinced? Buy next month's bumper issue and find out for yourself.

**PRACTICAL
WIRELESS**

AUGUST ISSUE

ON SALE FRIDAY, JULY 5

THE majority of purely "electronic" timers are dependent for their operation upon the length of time it takes a capacitor to charge up to, or discharge from, a given voltage. The charging and discharging processes are usually accomplished by means of a resistor, though a thermionic diode or valve is sometimes used. In the charging process, the valve or resistor is in series with the capacitor; in the discharging process, in parallel.

Variation of the timing period is achieved by varying either R or C, sometimes both. Since C is usually one to several thousands of μF , R is usually the variable element. The product of $C \times R$ is the time constant, and is in seconds when $C = \mu\text{F}$ and $R = \text{M}\Omega$. This time constant can be maintained if either C or R is altered, by altering the other quantity by the same factor.

In the practical circuit of Fig. 1, C and R are represented by C1, and R1 to R12. The timing period is therefore variable in 12 steps, the shorter times being associated with the lower value resistors. Practical experience dictated the upper and lower limits, as well as the progression, which is roughly logarithmic. In practice, the theoretical time constants are somewhat modified by the characteristics of two of the associated components. These are the timing capacitor itself and the first transistor Tr1.

the time constant to change in a random manner when the leakage resistance is of the same order of magnitude as the discharging device's resistance.

The input resistance of a transistor is $h_{fe} \times R_E$ where h_{fe} is the gain and R_E the emitter resistor. In parallel with this resistance is the leakage resistance of the diode formed by the transistor's base emitter contact. The former can be increased by increasing R_E , and by using a transistor having a high value of h_{fe} . The latter, by using a silicon transistor which has an inherently lower leakage, between base and emitter, than a germanium transistor. The timing period can also be affected by any variation in the voltage to which the capacitor is charged. Yet further variations can be caused by components altering in value.

Circuitry

In the circuit of Fig. 1, constancy of the timing cycle is secured by using a good quality capacitor for C1 and by choosing the constants so that the leakage resistance is appreciably greater than the discharging resistance; by stabilising the supply which is, of course, the voltage to which C1 is charged; by using only good quality components used well within their ratings.

THE STEPTRON

An ideal capacitor would, when charged up to any given voltage, and in the absence of an external discharging device, hold that charge indefinitely. Very few capacitors do. The reason is due to the inherent leakage resistance within the capacitor itself, which causes it to discharge over a period of time. This leakage resistance, which can be safely disregarded in many applications, can have serious consequences when capacitors are used in timing circuits. Not only does it limit theoretical calculations of time constant, particularly when long periods are involved, but, in my own experience, causes

The operation of the circuit is quite simple. The mains voltage is reduced by T1 to 9-0-9V, is rectified by D3 D4 and smoothed by C2. Stabilisation of the voltage at 9V is effected by D2, a $9.1\text{V} \pm 5\%$ zener diode. R17 drops the surplus voltage, with Tr2 cut off, at the zener's working current load of approximately 20mA. In the prototype a value of 47Ω proved to be just right. As Tr2 draws a current of 16mA when conducting, the line voltage remains virtually unaltered at 9V, the zener and Tr1 accounting for the current difference.

Capacitor C1 is connected to the central or

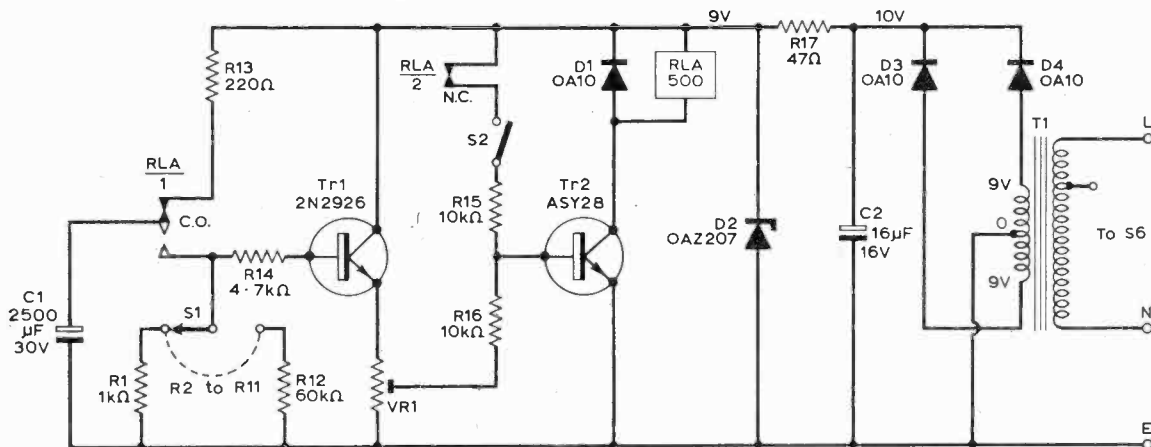
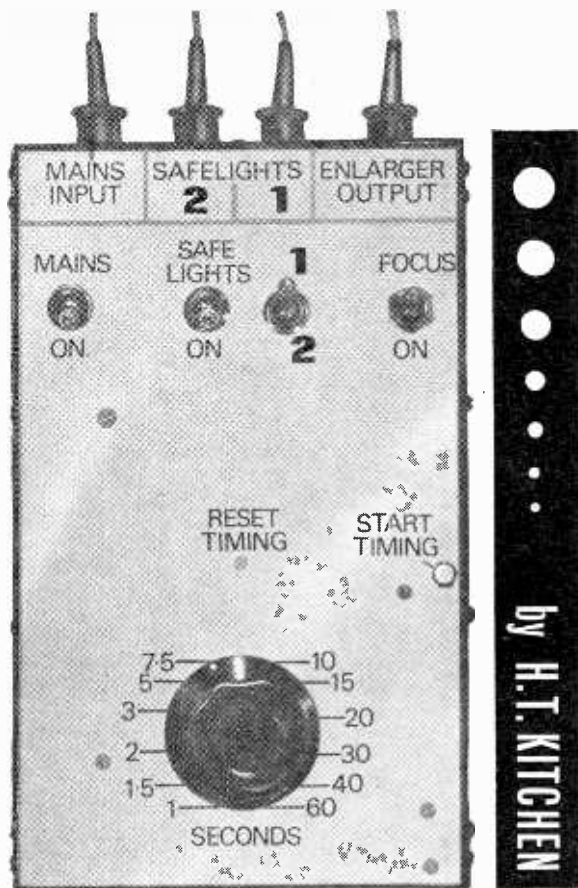


Fig. 1: Circuitry for the electronic darkroom stopwatch.



★ components list

Capacitors:

C1 2500 μ F 30V C2 250 μ F 15V

Resistors:

R1 1k Ω 5% R10 30k Ω 5%
 R2 1.5k Ω 5% R11 40k Ω 5%
 R3 2k Ω 5% R12 60k Ω 5%
 R4 3k Ω 5% R13 220 Ω 10%
 R5 5k Ω 5% R14 4.7k Ω 10%
 R6 7.5k Ω 5% R15 10k Ω 10%
 R7 10k Ω 1% (see text) R16 10k Ω 10%
 R8 15k Ω 5% R17 47 Ω 10%
 R9 20k Ω 5%

Semiconductors:

Tr1 2N2926 green spot D2 OAZ207
 Tr2 ASY28 D3 OA10
 D1 OA10 D4 OA10

Switches:

S1 1 pole 12 way S4 single pole two way
 S2 press to make S5 single pole two way
 S3 single pole on/off S6 double pole on/off

Transformers:

9-0-9V 80mA Osmor

Relay:

500 Ω coil { RLA
 1 light duty changeover
 contacts { RLA
 2 light duty normally closed
 3 heavy duty normally open

Plugs and sockets:

3 pin, Bulgin, miniature

changeover section of the relay contacts designated $\frac{RLA}{1}$.

In the normally off position when Tr2 is non-conducting, this capacitor is connected to the supply line via the anti-surge resistor R13, and when the supply is on, is charged up to the supply voltage.

When the relay is conducting, the changeover contact moves and connects C1 to the base of Tr1 via R14, and via S1 to one of the discharging resistors R1 to R12. Since Tr1 is an emitter follower, a proportion of the voltage to which C1 has been charged, typically 95%, appears across VR1. A further proportion of this voltage, depending on the setting of VR1, is therefore passed on to the base of Tr2 via R16, and causes it to conduct, pulling the relay on. The result is that C1 is held connected to the base of Tr1 until it is virtually discharged. When this happens, the voltage across VR1, and hence the base of Tr2, is too low to cause it to pass sufficient current to hold the relay on. As soon as the relay drops out, C1 is reconnected to the supply line, is recharged, and is ready for the next duty cycle. There is no delay and the next cycle can be initiated as soon as the user wishes.

Initiation of the timing period is effected by S1. This is a miniature spring loaded "press to make" switch, in series with $\frac{RLA}{2}$ contacts and R15. The $\frac{RLA}{2}$ contacts are normally on, when the relay is off. When the relay is pulled in, these contacts open. S2 causes the base of Tr2 to be connected to the 9V supply line via the $\frac{RLA}{2}$ con-

tacts and R15. This causes the base voltage of Tr2 to rise, so causing an increase in collector current and the pulling in of the relay. Immediately this happens, C1 is brought into circuit by $\frac{RLA}{1}$ and the timing period begins.

So much is obvious. Less obvious is the need for the $\frac{RLA}{2}$ contacts. Different ways of initiating the timing period were tried and the method finally used was found to be the most reliable provided $\frac{RLA}{2}$ contacts were included. Omitting these contacts led to some variation in the timing period, depending on the length of time S1 was held down. By including $\frac{RLA}{2}$ contacts, yet another source of possible inaccuracy was removed, because as soon as the relay closes, $\frac{RLA}{2}$ contacts open, and continuing pressure on S1 cannot affect the timing period.

Capacitors

The Daly capacitor used for C1 has, over a period of time, proved reliable. It is desirable to use a capacitor with a working voltage in excess of that actually required, as leakage increases as the working voltage is approached. Also, the capacity marked on the capacitor is only nominal, the tolerance often being +100% and -50% of nominal. Obviously, this can have a marked effect on the timing periods obtained in individual cases.

The transistors chosen have excellent characteristics as well as being expensive. Tr2 could be replaced by an n-p-n germanium transistor of adequate rating. It is, however, advisable to retain Tr1 as specified, which is a green spot 2N2926 having a h_{fe} of 470.

The relay could possibly prove difficult to obtain locally in some areas, though it should be obtainable from nationally advertised sources. Provided the requisite contacts are there, coil resistances between 500 and 1,000 Ω should prove adequate. By adjusting R17 or even disposing of it altogether, and by changing D2 for a higher rated component, lower coil resistances could be used, without exceeding the maximum wattage rating of Tr2. This is because when Tr2 is non-conducting its collector is at supply potential. The products of $I_c \times V_s$, where I_c is collector current and V_s supply voltage, is well below the maximum permitted dissipation. Similarly, when Tr2 is conducting, it is virtually bottomed, and again $I_c \times V_c$ or collector to emitter voltage, is well within the maximum permitted dissipation. There is therefore room for experiment with varying coil resistances, provided I_c is always monitored and the maximum ratings are not exceeded.

Some saving in expense can be effected by omitting the zener diode. In an area of stable mains voltages, the effect upon timing periods will be minimal. Varying mains voltages, as in my own area, could cause some variation in the timing periods. Although these variations can be masked by the tolerance of the printing papers, experienced "enlargers!"

(or perhaps more correctly, enlarging operators) will know that optimum print quality can only be obtained when all variables are reduced to their precise, correct, proportions. Thus the slight additional expense of the zener diode is considered justified.

Resistors

Resistor R17 should be chosen, assuming the recommended relay is used, to allow approximately 20mA to flow through the zener with Tr2 non-conducting. This is sufficient to adequately stabilise the line voltage with Tr2 passing some 16mA when "on", whilst allowing a few mA spare in case the mains voltage should rise. The timing resistors must be hi-stabs of 5% or better accuracy. The progression chosen is logarithmic with alternative times being halved or doubled. If the enlarging lens has the more modern click stops where the light output is exactly $\frac{1}{2}$, $\frac{1}{4}$, $\frac{1}{8}$, etc., of wide open, these

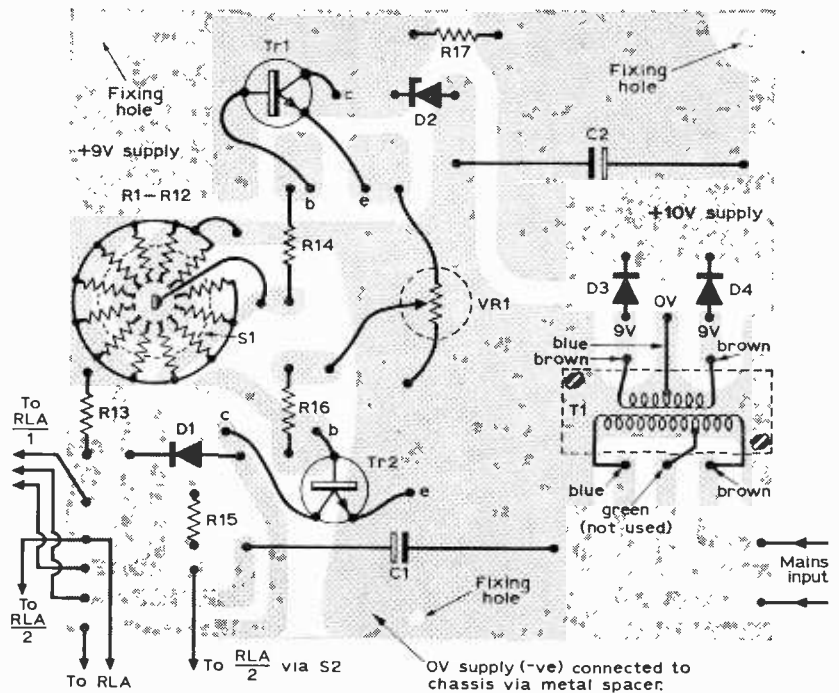


Fig. 2 (above): Suggested layout and p.c. board pattern.

Fig. 3 (below): Layout of the p.c. board and other components.

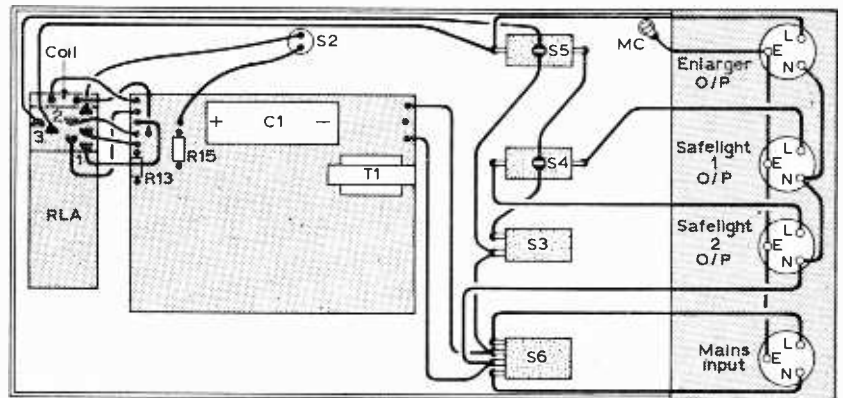
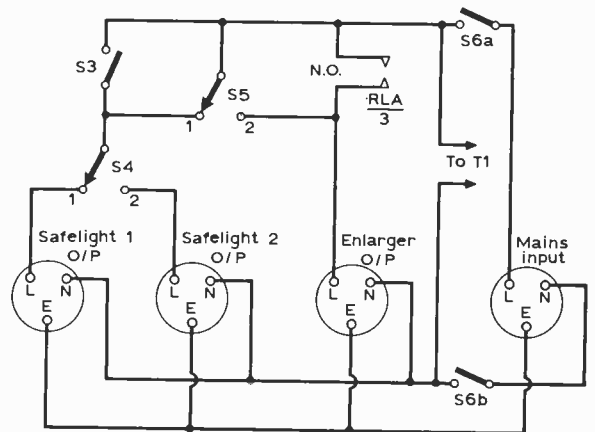


Fig. 4 (below): Wiring of the sockets and remaining switches.



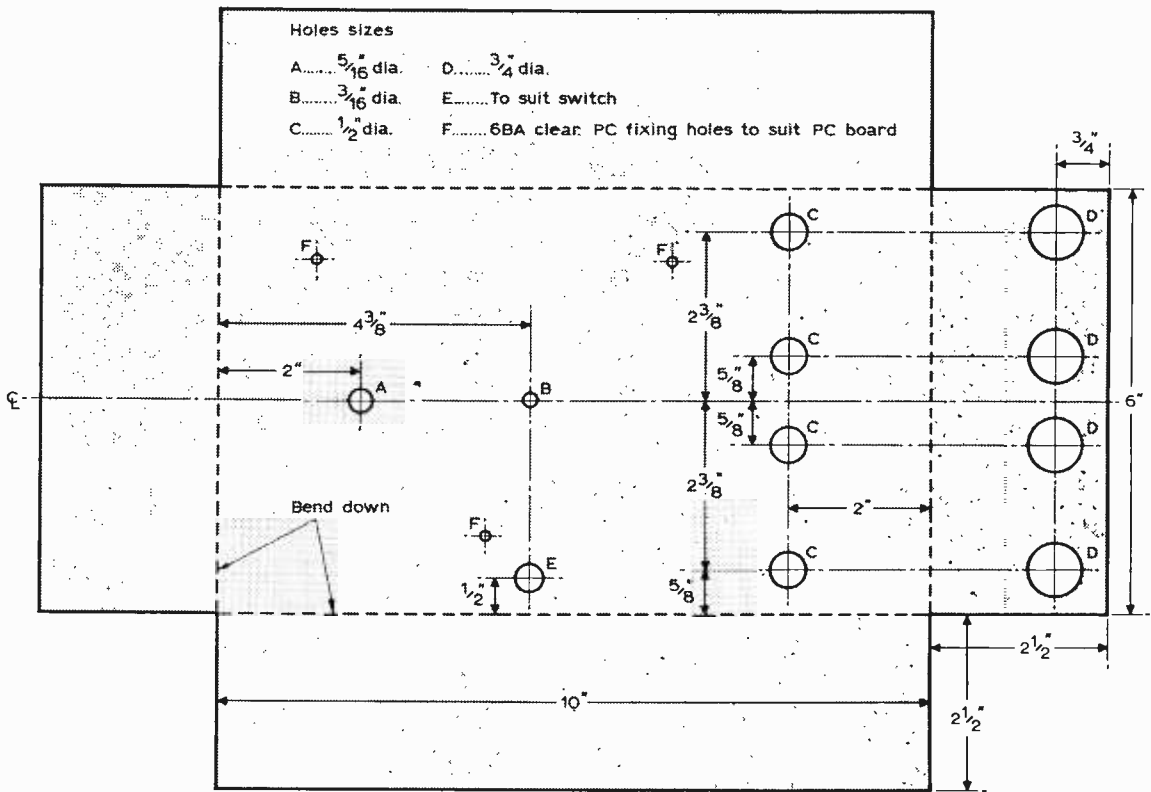


Fig. 5: Drilling and layout details for the case/chassis. These are not critical and may need to be varied if odd components are used.

times will prove most useful. Initial exposure, whether by meter or test strips, can be determined with the lens wide open. The lens is stopped down as required and the timer adjusted to suit.

Diode D1 across the relay must not be omitted. When the transistor "switches off", very high induced back e.m.f. voltages are present across the relay coil and transistor. This back e.m.f. is in the form of a pulse of opposite polarity to the supply voltage and could damage the transistor. The diode across the coil short-circuits this pulse and therefore protects the transistor.

The timing circuit, with the exception of the relay and ancillary switches, is built on a piece of p.c. board measuring $5 \times 4\frac{1}{4} \times \frac{1}{8}$ in. The layout is shown in Figs. 2 and 3. The use of heat shunts for soldering the semi-conductors and range resistors is recommended.

Calibration

For ease of testing and calibration, the timer should be assembled out of its case, coupled to the relay and S2 by means of flexible leads. After switching on the mains, the voltages should be checked, and should agree with those given. The zener diode and Tr2 emitter currents can be checked, bearing in mind that as one increases, the other decreases, and vice versa. The currents given are min. and max. The values allotted the timing resistors include one or two values that may prove hard to obtain in some areas. In this case, they may be made up of a series/parallel combination. The 5k Ω resistor could thus be obtained from two 10k Ω 's in parallel, and so on.

The use of a stop watch is of the greatest assistance during calibration. Failing this, the seconds hand of a clock or wrist watch may be used. The procedure is

quite simple. A suitable time, for example the ten second position of S1, is selected with the wiper of VR1 at the Tr1 emitter and of its travel. S2 is depressed, whereupon the relay should pull in smartly. If it does not, but its armature is seen to move, R15 can be reduced in value until it does pull in smartly. If it does not move, connect a voltmeter (0-10V) across VR1 and close the armature by hand. As soon as C1 is brought into circuit, approx. 8.5V should appear across VR1, and via R16 to the base of Tr2. The voltage across VR1 will begin to fall, and it may be necessary to release the relay and depress it again. The collector voltage of Tr2, whilst Tr2 is cut off, will be virtually supply voltage. As soon as C1 is brought into circuit, and assuming the earlier stages check out satisfactorily, the collector voltage should fall to about 1V above earth potential. If the relay does not now move, the fault is almost certainly mechanical, or, perhaps, the coil resistance is incorrect.

If the $\frac{RLA}{2}$ contacts are present in the relay actually used, R15 can be reduced drastically or even dispensed with. If the $\frac{RLA}{2}$ contacts are absent, R15 must be kept as high in value as practicable with reliable operation. It must not be removed from circuit under these circumstances as it is quite possible to burn out Tr2 by holding S2 closed for an excessively long time. A "vacuum state" analogy; connecting the grid of a valve to h.t.!

Assuming all is well, the time obtained in the ten second position should be noted. It will almost certainly be in excess of ten seconds, in which case VR1 is reduced and another check is made. After several attempts it should be possible to obtain a time of ten seconds precisely. As this is the "calibrating" range, and as 10k Ω

is a preferred value anyway, a 1% resistor is recommended for this position. This is to ensure that the other ranges have a "standard time" to be checked against.

The other ranges are similarly checked, except that VR1 is not touched. Assuming a good capacitor for C1, and accurate range resistors, the times obtained should be in substantial agreement with the nominal times marked on the dial. Times shorter than those marked on the dial will require additional series resistors; longer times, additional parallel resistors.

Constructors who feel that fixed, stepped times are unsuitable for their particular use, could replace S1, R1-R12 with a variable resistor having a value commensurate with the longest time required. The disadvantage of a continuously variable timer is in accurately calibrating very short times, plus the difficulty of reproducing these short times accurately once changed to a longer time.

The disadvantage of a fixed, stepped timer, is the time required to accurately select the timing resistors. The long and short term accuracies can be very high, whilst there is no resetting error.

Once working satisfactorily, the timer can be mounted in the cabinet. The p.c. board in the prototype was mounted at three points, by means of 6BA bolts having $\frac{3}{8}$ in. spacers between the p.c. board and the panel, the bolts also serving to hold the Perspex facing the panel. The legends are drawn with indian ink upon thin white card which is clamped between the Perspex and the front panel.

The ancillary switching is shown in Fig. 4. The $\frac{RLA}{3}$ contacts control the current flow to the enlarger lamp, and are normally open. The focus switch S5 performs two functions. In position 2 it is in parallel with $\frac{RLA}{3}$

contacts and allows the enlarger to be focused, or to be used for timing periods longer than that allowed by S1/R12. In this position it switches off the safelight which is normally not required during focusing, particularly when large enlargements are being made, or when the negative used is very dense. If required, however, the safelight can be switched on by S3.

In position 1, S5 brings one of two safelights used, one for reflected, one for direct lighting, into operation, the safelight used being selected by S4. S6 switches the mains supply to the timer and is the mains switch. The ancillary switching adds greatly to the flexibility of the timer which has proved, over a period of time, to be consistently reliable. ■

KEYLESS ORGAN

—continued from page 173

drill, apply to the hole giving a twist with the fingers. When finished each plate is like a small mirror, and an attractive feature when laying on the coloured felt in the completed instrument. Now place plates polished side up and in a row with long sides adjoining. With a black wax pencil number from left to right from 1 to 37, above the screw holes. Below the holes write C, C sharp, D, D sharp, E, F, F sharp, G, G sharp, A, A sharp, B. (This should be numbered 12), repeat this sequence twice more and mark No 37, C. The wax pencil will plainly mark the polished surface, will not scratch, and can be easily rubbed off later.

Resistance Tuning Strip

We require the $\frac{3}{4}$ in. wide strip of hardboard for the resistance strip. Make a pencil line right down the centre, on the smooth side. With a pair of dividers set to $\frac{1}{8}$ in. starting $\frac{3}{8}$ in. from one end, mark off 37— $\frac{1}{8}$ in. spaces along this line, prepare for drilling with a punch mark on the centre line at each division. Drill the holes, to take the 6BA screws, with a clearance drill, and avoid making the holes too large. With a medium file laid flat on the underside, rub along the strip to remove any extrusion left by the drilling. The strip is now trimmed off $\frac{3}{8}$ in. from the last hole.

Lay the strip down on a flat firm surface, smooth surface uppermost, with a piece of medium glass-paper placed around a small block of wood, rub from end to end along the top smooth side of the strip. Keep the block flat and avoid any rounding towards the edges. This is to remove the smooth surface and leave it slightly scored. A short worn down piece of HB pencil is now required. Remove the wood, half-way from an inch of the pencil leaving the lead exposed and half embedded in the wood. Rub the exposed lead flatwise on the roughened side of the strip, and rub well all over from end to end. The resistance strip should now be placed on one side, until the plate contact board is prepared.

* Back issues containing details of the author's prototype organ that appeared in this magazine during 1965, are out of print, and therefore we regret, are no longer available from this magazine.

TO BE CONTINUED

PRACTICAL TELEVISION

PULSE AND PATTERN GENERATOR

A semiconductor 625-line pulse and video pattern generator built on perforated board and giving in addition to mains-locked sync pulses horizontal and vertical bar and checker-board patterns.

COLOUR RECEIVER A.G.C.

Current colour receivers all use the sync tip system, described in this article, in which the sync tips are the reference level for a.g.c. action. In addition on 405 lines many receivers use a ringing circuit, also described, to give gated a.g.c. action.

X-RAY RADIATION

The first part of a short series on electromagnetic radiation with special reference to television problems.

JULY ISSUE ON SALE JUNE 21

July issue on sale June 14

- ★ DRILL SPEED CONTROLLER
- ★ MULTI-CHANNEL RADIO-CONTROLLED BOAT
- ★ WAA-WAA: EFFECTS UNIT FOR ELECTRONIC GUITARS

PRACTICAL ELECTRONICS

practically wireless

commentary by HENRY

BANNING the critics from the première of his epic, *The Charge of the Light Brigade*, film director Tony Richardson called them "... A group of acidulated intellectual eunuchs, hugging their prejudices like feather boas." He commented that one of the many indulgences the critics permitted themselves was to talk "honestly" about their own prejudices, imagining that this would make them even more lovable.



This critic in a feather boa.

Well now, this critic makes no claim to cuddly lovability, and would probably look even less prepossessing in a feather boa, but he must admit to a few prejudices.

So he must join with the Editor in deprecating the unsatisfactory episode of Ted Short's throw away line in the Commons about the Beginners' Licence.

Henry has no particular claim to a vested interest in B licences or any form of radionic L-plate.

Nevertheless, this matter is important to anyone who dabbles in wireless, whether or not he has ever bashed a key in anger.

Should we throw open the airways to all, or restrict the bands to those with sufficient sense of

responsibility to take what is, after all, quite a simple test? That seems to be the crux of the argument.

This projected Beginners' Licence could be like the American "Novice Licence".

We shudder to think what that could mean. As recently as April 1st, we saw the ban on sales of imported Citizen's Band Equipment come into force. This 27Mc/s stuff is still widely advertised, and, we suspect, available under the counter. All manner of unlikely applicants will now be lined up to chip loopholes in any fence the PMG may choose to erect to safeguard the Beginners' Licence. But as to what our loyal band of hams will say to a possible restriction of their air-space—that would hardly be covered by the Q-code.

There are plenty of existing restrictions. The A licence permits telegraphy and telephony on all h.f., v.h.f. and microwave bands. The City and Guilds of London Institute set a Radio Amateurs' Exam, that should not daunt the determined. And surely, 12 words a minute with the morse key is not asking too much, even of an under-fourteen contender, which, I understand, the new licence may admit?

We must wait and see whether the proposed Beginners' Licence will be used as an incentive to those wishing to progress toward a full ticket—or some bending of the rules to placate a vested interest.

One of my short-wave enthusiast colleagues grunted: "For Licence read License." And if we extend our vision a bit he is not far wrong. Think of the overcrowded m.f. and l.f. bands which makes all but the most local of programmes an aural obstacle course.

The Copenhagen Plan authorised 600 stations on Medium and 18 stations on Low Frequen-

cies. But not all countries were parties to the Plan, and there is no international air-space police force. The price of freedom has been a 226 per cent increase of m.f. stations (power going up 230 per cent), 1360 stations on m.f. against the original 600 and 28 on l.f. against the original 18—that's a heck of an argument against overcrowding. No wonder the pirates were banned. Pity those eight blighters that do nothing but jam could not be boarded also!

What is the answer? Despite the BBC's plugging of v.h.f., there is a real need for both m.f. and



Available under the counter.

l.f. communications. The partial solution of day and night band-sharing that the USA has toyed with does not go far enough. S.S.B. seems to be the best solution—but that has its snags.

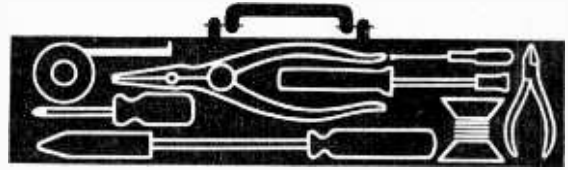
Recently, Georges Hansen, technical director of the EBU and H. Eden of the Institut fuer Rundfunktechnik, have suggested non-compatible single sideband transmissions as being the only way of sharing the bands without adjacent channel interference. The implications, much as we heard *ad nauseam* when the colour TV controversy was raging are that we should need new sets, and because of the need for synchronous detection, the cost of these would be higher.

repairing radio sets

PART 4

H. W. HELLYER

Cabinet appearance and care is important, and attempts at repair when damaged can often end in disaster unless you have the know-how . . .



YOU may perform miracles of electronic diagnosis; you may dig out of the spares box all the transistors and components you need; you may wield your soldering iron with consummate skill . . . but just wait until you hand the repaired receiver back to the lady of the house. If it has a tatty cabinet, all your good work was in vain.

Appearance matters. Repairs often entail small rejuvenating touches to woodwork and plastic, and unless you know what you are doing, the end result can be disaster.

Woodwork—even for transistor radios, for the modern trend to wood finishes, even if it fades out temporarily, is sure to come around again when our designers feel the seven-year itch. Different woods need different treatment. Veneers require great care, and some of the artificial wood laminates present yet more problems of their own.

Very often a damaged cabinet will not respond to any patching or camouflaging: it may be necessary to re-colour or re-cover it. The success of a recent gay-colour range of television receivers prompts one to suggest that this sort of treatment may occasionally be a good thing. First requirement is to remove all the appendages, knobs, escutcheons, etc., that can be removed, and carefully mask all those that cannot. When masking, always use a simple form of tape or paper with an innocuous adhesive. Lettering on panels or glass dials is so easily damaged by being "lifted" when the adhesive surface is stripped—and this point must be considered before you begin. Remember that ordinary adhesive tape of the transparent variety can become very tacky with heat, and will tend to leave an edge mark when removed. Although the material is more expensive, the cellulose tape as supplied to radio dealers by Messrs. Radiospares is very suitable for odd jobs of this nature. It can be stretched slightly, thus giving a more intimate bond, and the adhesive is not destructive to cabinets and laminate finishes. Readers will undoubtedly be able to suggest alternatives.

If masking a straight edge, do not fiddle with the tape to get an accurate line, but overlap slightly, press and smooth the tape, then trim the surplus tape with a razor blade, or some form of patent cutter, angling this inwards so that the cutting motion also tends to take the edge of the tape under the panels, etc., presenting a cellulose surface to the stain or paint rather than the necessarily rougher edge of the tape. A neater completed job will result when the masking is removed.

Covering a curved surface can be rather more tricky. It is best to use a similar approach, i.e., to

overlay in a series of straight pieces, then trim as before. A useful dodge when doing small touch-up jobs with cellulose paint or any high-gloss touching-up medium, is to mask by simply painting over the protected surface with grease or even water-colour poster paint. This need only be done at the edge where the two surfaces meet, to prevent the hard gloss paint or stain running beyond its required limit. Then, after the main body of the work has been finished, the grease can be cleaned off with a lint-free rag, or, except in the case of cellulose surfaces, a cloth damped slightly with methylated spirit.

The other problem is lettering. All too often this is stencilled on the main panel, and to colour round it is, except for a master forger, a much too formidable task. Why not consider renewing the legends completely? There are sets of symbols, words, individual letters and signs in a multitude of styles now available. Most of them go on the finished smooth surface as easily as the transfers we got smacked for sticking on our wrists when we




Fig. 20: Masking curved surfaces presents problems. The tape can be applied quite roughly, then trimmed to the shape of the raised portion of the cabinet, using an angled cut with a sharp blade to fold the masking tape inwards, as shown.

were young. Some of those offered as a free gift in a recent issue of this journal can be used to improve upon a manufacturer's design with telling effect. At least, one has an original piece of apparatus to show for one's efforts.

Touching-up may not be good enough, for you. Nothing is as good as a completed job in true wood, you may argue. This approach is especially valid when loudspeaker cabinets are being constructed. Timber is still one of our best materials, despite the proliferation of plastic substances. And there is something opulent about the look and feel of true wood surfaces that pleases the constructor. There are one or two points he must remember, however, if he is not an experienced handyman. This article cannot go too deeply into woodworking—even if its author was qualified to deal adequately with the subject!—so do-it-yourselfers, and regular subscribers to *Practical Householder* must forgive a few relevant points thrown off at random.

Before we attempt to do any colouring at all, there is the very necessary preparation to consider.

BUILD YOURSELF A QUALITY TRANSISTOR RADIO-GUARANTEED RESULTS BACKED BY OUR SUPER AFTER SALES SERVICE!

THE MAGNIFICENT ROAMER 7 MK IIV

SEVEN WAVEBAND PORTABLE AND CAR RADIO WITH A SUPER SPECIFICATION GIVING OUTSTANDING PERFORMANCE!

7 FULLY TUNABLE WAVEBANDS—MW1, MW2, LW, SW1, SW2, SW3 AND TRAWLER BAND.


- Extra tuning of Luxembourg, etc.
- Built in ferrite rod aerial for Medium and Long Waves.
- 5 Section 22 inch chrome plated telescopic aerial for Short Waves—can be angled and rotated for peak S.W. listening.
- Socket for Car Aerial.
- Powerful push pull output.
- 7 transistors and two diodes including Philco Micro-Alloy R.F. Transistors.
- Famous make 7in. x 4in. P.M. speaker for rich-tone volume.
- Air spaced ganged tuning condenser.
- Separate on/off switch, volume control, wave change switches and tuning control.
- Attractive case with hand and shoulder straps. Size 9in. x 7in. x 4in. approx.
- First grade components.
- Easy to follow instructions and diagrams make the Roamer 7 a pleasure to build with guaranteed results.

Total building costs

£5.19.6

P. & P.
7/6

Perts price list and easy build plans 3/- with (Free parts).



TRANSONA FIVE



MEDIUM WAVE, LONG WAVE AND TRAWLER BAND PORTABLE


Attractive case with red speaker grille. Size 6½ x 4½ x 1½in. Fully tunable. 7 stages—5 transistors and 2 diodes, ferrite rod aerial, tuning condenser, volume control, fine tone super dynamic 2½in. speaker, all first grade components. Easy build plans and parts price list 1/6. (FREE with parts).

Total building costs

42'6

P. & P.
4/6

POCKET FIVE




MEDIUM WAVE, LONG WAVE AND TRAWLER BAND PORTABLE

Attractive black and gold case. Size 5½ x 1½ x 3½in. Fully tunable over both Medium and Long Waves with extended M.W. band for easier tuning of Luxembourg, etc. All first grade components—7 stages—5 transistors and 2 diodes, supersensitive ferrite rod aerial, fine tone 2½in. moving coil speaker etc. Easy build plans and parts price list. 1/6 (FREE with parts).

Total building costs

39'6

P. & P.
4/6



NEW MELODY MAKER SIX

3 WAVEBAND PORTABLE

8 stages—6 transistors and 2 diodes

Covers Medium and Long Waves and EXTRA BAND FOR EASIER TUNING OF LUXEMBOURG, etc. Top quality 3in. Loudspeaker for quality output. Two RF stages for extra boost. High "Q". Ferrite Rod Aerial. Push-pull output. Handsome pocket size case with gilt fittings. Size 8½ x 3½ x 1½in.

This amazing receiver may be built for only

69'6

P. & P. 4/6

Parts Price List and easy build plans 2/- (Free with parts).

ROAMER SIX



SIX WAVEBAND PORTABLE WITH 3in. SPEAKER

Attractive case with gilt fittings, size 7½ x 5½ x 1½in. World wide reception. Tunable on Medium and Long waves, two short waves, Trawler Band Plus an extra M.W. band for easier tuning of Luxembourg, etc. Sensitive ferrite rod aerial and telescopic aerial for Short waves. All top grade components, 8 stages—6 transistors and 2 diodes including Philco Micro-Alloy R.F. Transistors etc. (Carrying strap 1/6 extra.) Easy build plans and parts price list 2/- (FREE with parts).

Total building costs

79'6

P. & P.
4/6

SUPER SEVEN



THREE WAVEBAND PORTABLE WITH 3in. SPEAKER

Attractive case size 7½ x 5½ x 1½in. with gilt fittings. The ideal radio for home, car or outdoors. Covers Medium and Long Waves and Trawler Band. Special circuit incorporating 2 R.F. Stages, push pull output, ferrite rod aerial, 7 transistors and 2 diodes. 3in. speaker (will drive larger speaker) and all first grade components. Easy build plans and parts. Price list 2/- (FREE with parts).

Total building costs

69'6

P. & P.
4/6

RADIO EXCHANGE CO.

Callers side entrance Stylo Shoe Shop • Open 9-5 p.m.
Saturday 9-12.30 p.m.

61 HIGH STREET, BEDFORD

Telephone: Bedford 52367

This may sometimes seem tedious, but the finished result will greatly depend on the trouble we took at this stage. All holes must be stopped or filled and the filler rubbed down to level exactly with the main surface. Small grooves, scratches or protrusions become very noticeable when the job is polished, the more so if a high gloss finish is used. Even when merely patching-up damage, the primary rubbing-down is worthy of a great deal of care.

For basic wood and some plywoods and laminates, a sanding block is useful. This is simply a rubbing block with flat faces, on to which sandpaper can be fastened. Starting with coarse grade and gradually working towards the lower number, i.e. finer grades, the wood is rubbed down along the grain to give a surface smooth to the touch and even to the view, when inspected along its edge plane under a strong light. For a final rubbing down, a cork block in place of the more solid wood will allow the sandpaper sufficient "give" to achieve a satiny finish.

Small holes and cracks can be filled with a putty filler, plastic wood or one of the many water-mixes available. When using putty filling, remember that the oil in it will tend to seep into the wood. These, and some of the water-mix preparations, shrink as they dry. Therefore it is necessary to overfill, allowing the stopping to stand "proud" of the surface and dry, then sand away the surplus. Experience tells us just how much to allow extra, but for odd jobs, we must err on the liberal side.

Stained hardwoods can look very effective. Oil, wax or french polishing methods can be used, though the last mentioned needs a lot of patience and careful control of conditions. Dust is absolute anathema to cabinet polishing, so do not get on with other constructional work in the same room while waiting for the polish to dry. Oil staining can be fairly quick and easy, with the oil laid on thickly, then the surplus wiped off, and the process repeated until the required shade is obtained. End grains must be treated with more care, being more porous, and tending to soak up the oil, leaving a darker finish.

WATER STAINING

Water stains are not so easy. They need more applications, and one approaches the darkening process gently, even though the stain itself is fairly quick-drying and simple to use. An emergency water-stain that can be used to protect a natural wood and simply darken its colour, is obtained from dissolving crystals of potassium permanganate in water.

Staining is not the end of the job, and one must never be tempted to go too far along this line or the surface will be darkened beyond what one needs. After staining, the grain must be filled to get a smooth surface, this filling rubbed down, and final polishing can then take place. There are numerous patent fillers on the market, and these are generally applied with a pad of cloth *across* the grain of the wood, beginning with a small area and gradually extending the action. A drop of linseed oil can then be wiped over the surface when the filler is quite hard—usually an overnight process.

Deeper scratches may be filled as before, with polymer and plaster mixes, but it is always wise to incise the cut a little with a sharp knife or chisel to

allow the filler a "key", and again remember to allow protrusion, then rub down. The shellac is then employed as a finish on top of the basic filler, and this will give a hard match for the original surface. Wide, shallow depressions can be filled with shellac and spirit mixture, with greater care being needed to obtain a level surface when rubbing down.

Plastic cabinets need quite different treatment. Minor scratches can be removed on most plastics by patiently rubbing them down with metal polish. For deeper scratches, a rubbing compound should be used to smooth off the surface to its new, lower level, before finishing with the milder abrasive. But it must be remembered that the colouring of a plastic material is part of the construction, not added to the surface. Although this may make the job easier, in that we have no problems of matching, it will always mean that the polished part will be lower than the original. Thus it may be required to extend the area of polishing to camouflage this depression.

Cracks and definite breaks offer more of a challenge. It is sometimes possible to fill these with chippings from a less obvious part of the cabinet than that to be treated, i.e., foot ridges and so on. The chippings can be softened with a slight application of trichlorethylene or a similar solvent, taking great care not to splash this around, and the resultant paste is moulded into the crack after keying ridges have been cut. The solvent evaporates and eventually the plastic hardens, leaving a rough surface that can be rubbed down.

It is even possible to repair clean splits by this method, moistening the edges of each side of the split with the solvent, pressing them together and clamping them until the plastic hardens—overnight is sufficient—and then rubbing down and polishing as before. If you want to make a clean joint and avoid the polishing, use a fine pointed paint brush, apply the solvent along the edge of the crack with a bias toward the unseen surface of the cabinet, and let it dry a little, as when using a contact adhesive, before pressing the two parts together. This last operation needs a steady hand. The solvent tends to spread, and one shaky attempt can ruin a smooth surface.

The joint can be reinforced on the inside with a rougher seam, made by application of solvent and a "kneading" action, taking care that any protrusions thus formed will not foul the innards of the receiver when it is reassembled. And always remember that the solvent softens the material, so that excessive pressure or clumsy handling will irrevocably deform the plastic shell. These repairs need great patience—but can be immensely rewarding, and an aid to economy. Occasionally a hot soldering iron may be used on inner surfaces to "weld" a seam in plastic.

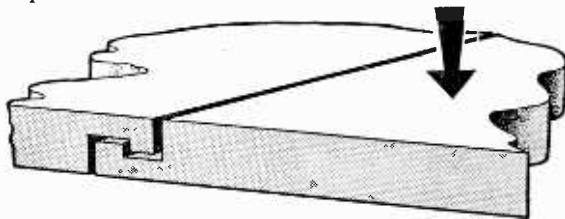


Fig. 21: One method of plastic cabinet joint not always obvious. To release the two portions, gentle pressure is needed along the seam at the side shown arrowed.



FP3 Eliminator. Play your pocket radio to the main! Save \$6. Complete component kit comprises 4 rectifiers—mains dropper resistances, smoothing condenser and instructions. only 6/6 plus 1/- post.

FLOOD LAMP CONTROL

Our dim and full switch is ideal for controlling photo flood lamps: it gives two lamps in series, two lamps full brilliance and lamps off. Similar control of other appliances can be arranged where used in pair or where circuit can be split exactly in half. Technically the switch is known as a double-pole change over with off. Our price 4/6.



Timer Switch & Thermostatic Switch

For control of oil fired boilers and process ovens in fact any equipment where parts of it have to operate for short starting periods—but which will be switched off immediately should a high enough temperature be reached.

The clockwork mechanism with jewelled escapement may be set for up to 4 mins. and operates 15 amp. changeover contacts. The thermostat can be set 70°-300°F and operates more switches directly by the pressing of a lever. Made by Smith's Electronics brand new and perfect 2/6 each plus 2/9 post and ins.

THERMOSTATS

Type "A" 15 amp. for controlling room heaters, greenhouses, etc. Spindle adjusts for pointer knobs. Quickly adjustable from 30-80°F. 9/6 plus 1/- post. Suitable box for wall mounting 5/-, P. & P. 1/-.

Type "B" 15 amp. This is a 17in. long rod type made by the famous Sylvania Co. Spindle adjusts this from 30-350°F. Internal screw alters the setting so this could be adjustable over 30° to 1000°F. Suitable for controlling furnace, oven kiln immersion heater or to make flame-start or fire alarm, 8/6 plus 2/6 post and insurance.

Type "D". We call this the Ice-stat as it cuts in and out at around freezing point, 2/3 amps. Has many uses one of which would be to keep the loft pipes from freezing. If a length of our blanket wire (16 yds. 10/-) is wound round the pipes, 7/6, P. & P. 1/-.

Type "E". This is standard refrigerator thermostat. Spindle adjustments cover normal refrigerator temperature, 7/6, plus 1/- post and insurance. Type "FP". Glass enclosed for controlling the temp. of liquid—particularly those in glass tanks, vats or sinks—thermostat is held (half submerged) by rubber sucker or wire clip—ideal for fish tanks—developpers and chemical baths of all types. Adjustable over range 50° to 150°F. Price 18/-, plus 2/- post and insurance.

TAPE BARGAINS

American made P.V.C. base 250ft. tape in message boxes (space provided for name and address of recipient) 3/9 each, 4 for 14/6 post paid. Other P.V.C. tape bargain 5in.-1800ft. 25/6, 5in.-850ft. 10/6, 3in.-850ft. 9/-, 5in.-1200ft. 11/6, 5in.-1800ft. 12/6, 5in.-2400ft. 22/6, 7in.-1200ft. 11/6, 7in.-1800ft. 8/6, 7in.-2400ft. 35/-, 7in.-3600ft. 42/6.

A.E.I. FRACTIONAL H.P. MOTOR, 200/250v. 50/60 c.p.s. enclosed, continuous rating 1/40 h.p., ex equip. Perfect order 19/6 plus 4/6 post.

A.E. FAN, powerful mains motor with 6in. blade, nickel blow or extract. 17/6 plus 3/6.

1.2v. NICKEL CADMIUM CELLS, dia. 3in. by 1/2in. thick (approx.) 3/6 each, charger for two cells, 12/6.

OIL THERMOSTAT, Teddington type, T.B.B. with capillary tube and sensor adjustable by knob (not supplied), controls 1/2 h.p. motor or up to 15 amp. resistive load, 9/6.

5 PUSH SWITCH, one push operates mains on/off switch, the other four operate various on/off and changeover switches, 2/6.

SNIPERSCOPE



Infra-red strike it. A golden opportunity for some interesting experiments. 7/6 each, post 2/6. Data will be supplied with cells, if requested.

FIELD TELEPHONE UNIT, Each unit contains magneto-type ringer and bell—as well as transformer—relay and switches. A pair of these with suitable hand-telephone (not supplied) will give two-way communication over distances of up to 5 miles. Unused but in stored condition. 19/6 plus 10/6 carriage.

Multi Purpose Neon Test Unit
Robust, useful and instructive—tests insulation—capacity—continuity—resistance—volume controls—also acts as signal injector and L.T. fault finder—kit comprises neon indicator—4-way water switch—ebonite tubes—resistors—condensers—terminals, etc. with diagram only 9/6, plus 2/- post and insurance.

HI FI BARGAIN

FULL FI 12 INCH LOUDSPEAKER. This is undoubtedly one of the finest loudspeakers that we have ever offered, produced by one of the country's most famous makers. It has a die-cast metal frame and is strongly recommended for Hi-Fi load and Rhythm Guitar and public address.
Flux Density 11,000 gauss—Total Flux 44,000 Maxwell—Power Handling 15 watts R.M.S.—Cone Mounted Bore—Freq. response 30-10,000 c.p.s.—Input Impedance 15 Ohms—Main resonance 60 c.p.s.—Chassis Diam. 12in.—12in. over mounting lugs—Baffle hole 11in. Diam.—Mounting holes 4, holes—1in. diam. on pitch circle 11in. diam.—Overall height 8in. A 66 speaker offered for only £3.8.6 plus 7/6 p & p. Don't miss this offer.



GARRARD Model 3000

This is one of the latest products of the World's most experienced maker of fine record reproducers. Its superior features include—automatic playing of up to 8 mixed size records—stopping and starting without rejecting—manual playing—pick-up pivots to give low stylus pressure—large diameter turntable for max. stability adjustments include pick-up height—pick-up dropping position and stylus pressure. Size is 13 1/2 x 11 1/2 in., clearance 4 1/2 in. above, 2 1/2 in. below—Fitted with the very superior ceramic stereo cartridge type STAHC with diamond stylus which is listed at over 24. Price complete £10.8.6, with ins. 7/6.



CASSETTE LOADED DICTATING MACHINE

Battery operated and with all accessories. Really fantastic offer a British made £31 outfit for only £8.19.6, brilliantly designed for speed and efficiency—cassette takes normal spools, drops in and out for easy loading—all normal functions—accessories include: stethoscopic earpiece—crystal microphone has on/off switch—telephone pick-up—tape reference pad—DON'T MISS THIS UN-REPEATABLE OFFER—SEND TODAY £8.19.6 plus 7/6 post and insurance. Footswitch 18/6 extra. Spare Cassettes at 7/6 each, 3 for £1.

MAINS TRANSISTOR POWER PACK

Designed to operate transistor sets and amplifiers Adjustable output 6v., 9v., 12 volts for up to 500mA (class B working). Takes the place of any of the following batteries: PFI, PFB, PPD, PPS, PP7, PP9, and others. Kit comprises: mains transformer rectifier, smoothing and load resistor, condensers and instructions. Real snip at only 18/6, plus 3/6 postage.

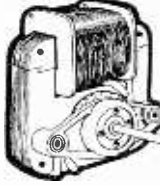
CAPSTAN DRIVEN TAPE RECORDER. Only £5/19.6.



(Batteries extra)
Portable with built-in microphones and loud-speaker using a 5 transistor amplifier with P.P. output. Operation by chargeable batteries. Tape capacity 25 mins. Tape position indicator. Recording level automatically preset. Inter-lock prevents unintentional erasures. Tape speed controlled by 12 wheel driven capstan. Neat case with carrying handle, size approx. 6 1/2 x 7 1/2 x 2 1/2 in. Postage and insurance 7/6.

MAINS MOTOR

Precision made—as used in record decks and tape recorders—ideal also for extractor fans, blower, heater, etc. New and Perfect. Snip at 9/6. Postage 3/6 for first one then 1/- for each one ordered. 12 and over post free.



THIS MONTH'S SNIP

Electric Clock with 20 amp. Switch
Made by Smith's these units are as fitted to many top quality cookers to control the oven. The clock is mains driven and frequency controlled so it is extremely accurate. The two small dials enable switch on and off times to be accurately set—also on the left is another timer or alarm—this may be set in minutes up to 4 hours. At the end of the period a bell will sound. Offered at only a fraction of the regular price—new and unused only 39/6 less than the value of the clock alone—post and ins. 2/9.




BARGAIN OF THE YEAR MICRO-SONIC

7 transistor Key chain Radio in very pretty case, size 2 1/2 x 2 1/2 x 1 1/2 in.—complete with soft leather zippered bag. Specification—Circuit: 7 transistor superheterodyne. Frequency range: 530 to 1600 Kcs. Sensitivity: 5 mv/m. Intermediate frequency: 465 Kcs, or 455 Kcs. Power output: 40mW. Antenna: ferrite rod. Loudspeaker: Permanent magnet type. In transit from the East these sets suffered slight corrosion as the batteries were left in them but when this corrosion is cleared away they should work perfectly—offered without guarantee except that they are new 19/6 plus 2/6 post and ins. less batteries.



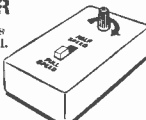
BATTERY OPERATED TAPE DECK




With Capstan control. This unit is extremely well made and measures approx. 6 x 5 x 2in. deep. Has three piano key type controls for Record, Playback and Rewind. Motor is a special heavy duty type intended for operation off 4/5 volts. Supplied complete with 2 spools ready to install. Record, Replay head is the sensitive M4 type intended for use with transistor, amplifier. Price £4.15.0. Post and insurance 4/6.

DRILL CONTROLLER

Electronically changes speed from approximately 10 revs to maximum. Full power at all speeds by finger-tip control. Kit includes all parts, case, everything and full instructions. 19/6, plus 2/6 post and insurance. Or available made up 32/6, plus 2/6 P. & P.



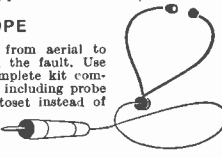
CENTRIFUGAL FAN



CENTRIFUGAL BLOWER or extractor by Torrington, very low noise but large capacity air flow, designed for central heating and air conditioning. Ideal also for fume extraction over cooker, duct type outlet, 200-250v. 50 C.P.S. motor, £3.19.6 post and insurance 7/6.

RADIO STETHOSCOPE

Easiest way to fault find—traces signal from aerial to speaker—when signal stops you've found the fault. Use it on Radio, TV, amplifier, anything—complete kit comprises two special transistors and all parts including probe tube and crystal earpiece 20/6—twin stetoset instead of earpiece 7/6 extra—post and ins., 2/9.



FLUORESCENT CONTROL KITS

Each kit comprises seven items—Choke, 2 tube ends, starter, starter holder and 2 tube clips, with wiring instructions. Suitable for normal fluorescent tubes or the new "Grolux" tubes for fish tanks and indoor plants. Chokes are super-silent, mostly resin filled. Kit A—15-20 w. 19/6, Kit B—30-40 w. 17/6, Kit C—50 w. 17/6, Kit D—125 w. 22/-, Kit E—63 w. 19/6, Kit MF1 is for 6in., 9in. and 12in. miniature tubes 19/6. Postage on Kits A and B 4/6 for one or two kits then 4/6 for each two kits ordered. Kits C, D and E 4/6 on first kit then 3/6 for each kit ordered. Kit MF1 3/9 on first kit then 3/6 on each two kits ordered.

AUDIO SWITCH

Want to open your garage door with a whistle? Or close your curtains with a whistle? Or make anything obey your command? Then first you need an Audio Switch. We offer complete kit, including 5 transistors, Veroboard panel, all the resistors and condensers and the relay with diagrams, etc. for making. 48/6 plus 2/6 post and insurance.

Where postage is not definitely stated as an extra then orders over £3 are post free. Below £3 add 2/9. Semi-conductors add 1/- post. Over £1 post free. S.A.E. with enquiries please.

ELECTRONICS (CROYDON) LIMITED

(Dept. P.W.) 102/3 TAMWORTH RD., CROYDON, SURREY (Opp. W. Croydon Stn.)
also at 266 LONDON ROAD, CROYDON, SURREY S.A.E. with enquiries please

R.S.T. VALVE MAIL ORDER CO.

BLACKWOOD HALL, 16a WELLFIELD ROAD, STREATHAM S.W.16

Mon.—Sat. 9 a.m. to 5.45 p.m.
Closed Sat. 1.30—2.30 p.m.
Open Daily to Callers
All valves brand new and boxed
Tel. 769-0199/1649

OA2 6/8	6BH6 7/6	6K6GT 5/-	787 20/-	20L1 17/-	75 7/-	DF98 6/9	ECF82 7/-	EM81 7/8	PC97 8/9	RG5/500	UF89 7/6
OC3 5/8	6B36 9/6	6K7M 5/9	7Y4 8/6	20P4 19/-	78 5/-	DH77 4/6	ECH21 18/6	EM84 7/6	PC84 6/8	PC88 8/9	UL41 9/8
LA7 7/9	6BQ7A 7/6	6K7G 2/-	9BW6 7/6	20P5 18/-	80 5/-	DK32 7/9	ECH35 8/8	ESU15020/-	PC99 11/-	S130 35/-	UL84 7/-
1D5 7/-	6BR7 8/6	6K7GT 4/6	10C1 12/6	25A6 5/9	85A2 7/8	DK91 5/6	ECH42 11/-	EY51 7/6	PC189 11/8	SP4 3/-	UM80 6/-
1H6 1/6	6BR8 5/6	6K8M 8/6	10C2 12/6	25L6GT 5/6	150B2 9/6	EK92 8/6	ECH81 5/9	EY86 7/6	PCF80 7/6	SP41 3/8	U68 13/6
1LD5 5/-	6B87 16/9	6K8S 3/6	10F1 9/-	25Y5 6/6	150C4 7/6	EK96 7/9	ECH83 8/6	EZ35 4/6	PCF82 6/6	SP61 3/8	U7 12/6
1NSGT 8/6	6B91 14/6	6K8GT 7/6	10F2 8/6	25Z4 6/6	801 6/6	DL68 15/-	ECL80 7/6	EZ40 5/6	PCF84 8/6	STV280/80	U19 8/6
1R5 5/6	6BW7 14/6	6K25 20/-	10F9 9/9	25Z5 7/6	7/6	DL92 4/6	ECL82 7/6	EZ41 16/6	PCF86 9/6	STV280/80	U21 9/6
184 5/6	6C4 2/9	6L1 9/6	10F18 9/6	25Z6 8/6	811 35/-	DL93 3/6	ECL83 10/3	EZ20 5/6	PCF89 1/6	SU25 19/6	U4Y1 7/6
185 4/6	6C5G 4/6	6L6G 7/6	10L1 8/6	25D7 5/6	813 75/-	DL94 5/6	ECL86 9/6	EZ21 5/6	PCF90 10/6	SU2150 12/6	U586 6/6
1T4 3/6	6C6 3/9	6L18 5/6	10LD11 15/6	28C1 6/8	866A 13/6	DL96 6/6	ECL800	GZ30 10/6	PCF85 13/8	T41 15/6	VMP4G 17/6
3A4 8/6	6C8G 6/6	6Q7G 6/6	10P13 15/6	30C15 13/6	854 4/6	DL96 7/6	EP9 30/6	GZ32 9/6	PCF86 13/8	TDD4 10/6	VP48 25/6
3Q4 6/6	6CD6G 22/-	6Q7GT 5/6	10P3 42/6	30C17 14/6	1625 5/6	DM70 5/6	EP37A 7/6	GZ34 11/6	PCF808 11/8	U10 7/6	VR105/50
3Q5 6/6	6CH6 5/9	68A7M 7/6	12A78 4/6	30C18 13/6	4022AR 50/-	DY36 6/6	EP37A 7/6	IR5 5/6	PCL82 7/9	U14 7/6	
384 4/6	6CW4 12/6	68C7 7/6	12A77 3/9	30F5 14/6	5763 10/6	DY37 6/6	EP39 6/6	KT36 17/6	PCL83 9/3	U19 35/6	VR150/30
3V4 5/9	6D5 2/9	68G7 5/6	12A26 5/9	30FL1 16/6	7193 2/6	E88CC 12/6	EP41 10/6	KT61 12/6	PCL84 9/3	U25 13/6	
5R4GY 5/9	6R5 7/6	68H7 3/8	12A27 4/9	30FL12 16/6	7475 2/6	EA50 2/6	EP50 2/6	KT66 18/6	PCL85 9/3	U26 13/6	VT25 15/6
5U4G 4/6	6P1 9/6	68J7 5/6	12A2X 6/3	30FL14 13/6	A61 7/9	EAC50 7/9	EP80 5/6	KT81 35/6	PCL86 9/6	U78 7/8	VT31 80/6
5V4G 9/6	6P6G 8/6	68K7GT 4/9	12BA6 6/6	30L15 16/3	ATP4 2/3	EAF42 10/6	EP86 6/6	KT81 (7C5)	PCN44 20/6	U191 13/6	VU11 7/6
5Y3GT 5/6	6P8G 4/6	68L7GT 4/9	12B26 5/9	30L17 14/3	ATP5 7/6	EB41 4/6	EP88 6/6	KT88 27/6	PENB4 20/6	U281 16/3	VU120 12/6
5Z4G 6/9	6P8G 4/6	68N7GT 4/6	12CAGT 4/6	30P19 13/6	AU7 5/6	EB91 3/6	EP89 5/6	KT88 27/6	PENB4 20/6	U301 16/3	VU508 35/6
6/80L2 18/6	6P11 7/6	68Q7 6/6	12E1 17/6	30P19 13/6	ATP2 80/6	EBC33 7/6	EP91 3/6	KTW61 10/6	PEN46 2/9	U403 6/6	W81M 6/6
6A7 15/6	6P13 5/6	6U4GT 12/6	12J5GT 2/6	30PL1 15/6	AU5 7/6	EBC41 9/6	EP92 9/6	KTZ41 6/6	PL36 10/6	U404 11/8	X79 4/6
6A8G 12/6	6P14 12/6	6U5G 7/6	12J7GT 2/6	30PL13 15/6	AZ1 5/6	EBC90 4/6	EP98 10/6	ML4 17/6	PL81 8/6	U408 6/6	X11-5 5/6
6AC7 3/6	6P23 13/6	6V8M 8/6	12K7GT 6/6	30PL14 15/6	AZ31 9/6	EBF80 7/6	EP183 6/6	M8P4 10/6	PL82 7/6	UAF42 10/3	X8G1-5 10/6
6AK5 4/6	6P24 12/6	6V8G 8/6	12K7GT 6/6	35A5 12/6	COH35 21/6	EBF89 6/6	EP184 6/6	MU14 7/8	PL84 6/6	UAF41 8/8	Y63 7/6
6AL5 3/6	6P25 12/6	6V8GT 5/6	12QGT 4/6	35L6 5/9	CL33 20/6	EBL1 14/6	EL33 12/6	MX40 12/6	PL84 6/6	UAP42 10/3	Y63 7/6
6AM5 2/6	6P28 11/6	6X4 4/6	12R47 6/6	35W4 4/6	CY31 10/6	EBL21 11/6	EL34 10/6	N37 12/6	PL84 6/6	UBC81 8/3	Tubes
6AM6 3/6	6G6 2/6	6X5G 4/6	12S23 10/6	35Z3 10/6	DAC32 7/6	EC90 2/9	EL41 10/6	N78 15/6	PLX4 10/6	UBF80 6/9	3EG1 50/6
6AQ5 6/6	6H6 2/6	6X5GT 6/6	12SH7 3/6	35Z4GT 5/6	DAC32 7/6	EC90 2/9	EL42 10/6	N108 25/6	PY33 9/6	UCF89 7/3	3FT7 19/6
6AS7G 15/6	6J5M 6/6	7B6 11/8	12S17 3/9	35Z5 5/6	DAF91 4/6	ECC81 3/9	EL42 10/6	NGT1 3/6	PY81 6/6	UCF85 7/6	3P1 35/6
6AT6 4/6	6J5G 2/6	7B7 7/6	12SR7 4/9	42 6/6	DAF96 6/6	ECC82 4/9	EL84 4/9	NGT7 55/6	PY82 6/6	UCF80 8/6	ACR13 100/6
6AU6 9/6	6J8GT 4/6	7C5 15/6	12SR7 5/6	42 6/6	DCC90 7/6	ECC83 6/8	EL90 6/6	OA2 55/6	PY88 6/6	UCH42 10/6	ACR13 100/6
6BG9 2/6	6J8 3/6	7C8 15/6	14H7 9/6	50B5 6/8	DF33 8/6	ECC84 6/6	EL95 5/8	OC3 6/6	PY800 10/6	UCH81 6/9	VCR97 35/6
6B4G 15/6	6J7M 7/6	7D5 8/6	19A2G5 5/6	60C5 6/8	DF70 7/6	ECC85 5/6	EL80 20/6	OZ4 4/6	PY801 10/6	UCL82 9/6	VCR517C
6BA6 5/6	6J7G 4/9	7H7 6/8	20D1 10/6	60CD6G 31/6	DF91 3/6	ECC88 7/6	EM34 25/6	PC86 11/8	R2 7/6	UCL83 10/6	VCR517C
6BE6 5/6	6J7GT 6/6	7R7 17/6	20F2 14/6	60L6GT 6/6	DF92 2/6	ECF80 6/6	EM80 7/6	PC88 11/8	R19 7/9	UF41 10/6	46/6

SPECIAL 24 HOUR SERVICE
OBSOLETE TYPES A SPECIALITY
QUOTATIONS FOR ANY VALVE NOT LISTED
Postage 6d. per valve. C.W.O. No C.O.D.

Special 24 Hour
Express Mail
Order Service

SETS OF VALVES
DAF91, DF91, DK91, DL92 or DL94 19/- the set
DAF96, DF96, DK96, DL96 27/6 the set

BRAND NEW TRANSISTORS
AG127 7/8 OC25 11/- OC71 4/8 OC81 4/8 OC82D 6/8
AF114 7/6 OC28 11/6 OC72 6/8 OC81m/pt OC83 6/8
AF115 7/6 OC35 11/6 OC75 6/8 OC82 12/6 OC170 7/6
AF116 7/6 OC44 4/6 OC76 6/6 OC81D 4/6 OC171 8/6
AF117 5/6 OC45 4/6 OC77 8/6 OC82 6/6 OC200 7/8

SEND S.A.E. FOR LIST OF 2,000 TYPES



TRANSISTOR BOOSTER
39/6
JUST PLACE NEAR RADIO

The Dewtron Eave Trap for portables
★ Boosts Radio 1, Luxembourg, Pops etc.
★ Eliminates 'fading'.
★ Extends battery life.
★ Replaces car aerial for portable sets.
★ 7-day refund trial. £2 post free.



with "NEW DIMENSIONS" effects amplifier. Adjustable echo, vibrato, tone, giving fabulous 3-Dimension musical 9V battery model for radio, tape or player 3 gms. speaker 25/- extra. Car version for 6 or 12V, positive or negative earth 10 gms. with speaker. Add 5/- post and insurance.
D.E.W. LTD.
P.W., RINGWOOD ROAD, FERNDOWN, DORSET

TRADER SERVICE SHEETS

4/- each plus postage.
We can supply Trader Service Sheets and Manufacturers' Manuals for most makes and types of Radios, Tape Recorders and Televisions.

Please complete order form below for your Service Sheet to be sent by return. To:

OAKFIELD ENTERPRISES LIMITED
30 CRAVEN STREET, STRAND LONDON WC2

Make	Model	Radio/TV


1968 List available at 2/- plus postage
If list is required indicate with X

From
Address

enclose remittance of
(and a stamped addressed envelope)
s.a.e. with enquiries please
MAIL ORDER ONLY (July PW)

H.A.C. SHORT-WAVE KITS

WORLD-WIDE RECEPTION



Famous for over 30 years for Short-Wave Equipment of quality, "H.A.C." were the original suppliers of Short-Wave Receiver Kits for the amateur constructor. Over 10,000 satisfied customers—including Technical Colleges, Hospitals, Public Schools, R.A.F., Army, Hama. etc.

IMPROVED 1968 RANGE
One-valve model "DX", complete kit—price 56/6 (Postage and packing 3/6).
Customer writes:—"Definitely the best one-valve S.W. Kit available at any price. America and Australia received clearly at good volume." This kit contains all genuine short-wave components, drilled chassis, valve, accessories and full instructions. Ready to assemble, and of course, as all our products—fully guaranteed. Full range of other S.W. kits still available, including the famous model "K" (recommended by radio clubs). All orders despatched by return. (Mail order only.) Send now for a descriptive catalogue, order form.

"H.A.C." SHORT-WAVE PRODUCTS
29 Old Bond Street, London W.1

Cleaning the plastic surface, both before the repair and afterwards, is best done with warm, soapy water. Beware of some detergents, which have a discolouring effect. Pure soap is recommended. Although some engineers favour the use of methylated spirit for practically every operation except cleaning their teeth, it is wise to avoid this or any other spirit when cabinets are lettered or over-painted in any way. No matter how carefully you try to clean around taboo sections, the capillary action of fluids may defeat you, and the ancillary paintwork smudge and smear. It may seem a little like cheating, but this writer has found the cleaning fluid supplied in the BIB kit for tape-head cleaning and the like to be ideal for intricate cleaning jobs on plastics, and quite harmless to paintwork, and cheap at 4s. 6d. a bottle. It can even be used to get the dirt from the milled edges of some of those ducky little knobs.


Flutings, louvers, milled knobs and such can be nasty-looking dirt-traps. This is where the orange-stick and cotton-wool, or, again, one of BIB's cleaning sticks comes into its own. If the brushing action is done away from the closed end of flutes or louvers, the accumulated dirt can be wiped away with these quite easily.

ANTI-STATIC TREATMENT

However clean her ladyship thinks she may be, some dust will be present in the atmosphere. Plastic cabinets attract it. Dimple or crackle finishes look very dull and unattractive when dust has gathered in the hollows, even quite minute amounts. The cure, after cleaning and drying, is to wipe over with an anti-static cloth, such as supplied by most retailers of gramophone records. Following this treatment with an overall wipe with one of the disc cleaning preparation can leave a cabinet pristine and sparkling.

This is all very fine, I hear some unfortunate say, but before I can begin to repair my cabinet I have to remove the knobs, perhaps the dials, and often most of the working parts inside. How to start going about it?

Admittedly, the task is not always simple. Some knobs appear welded forever to their spindles, and are shaped so that a strong pull simply leaves one pinching air. With these, it can be helpful to apply



Angled pliers are very useful for difficult jobs such as removing reluctant knobs or gripping screws in awkward places.

the old button-stick method of slotting a piece of thin, stiff card, sliding under the knob, then using two screwdrivers to apply a regular lifting movement from beneath its outer flanges. An assistant to help by holding the receiver down while you do this would be an asset. The use of two screwdrivers is to prevent a sideways twist that can so easily fracture the spindle grip of a fragile knob. Even better is a home-made lifter, consisting of a slotted piece of thin brass, that applies the pressure around more of the

base of the knob. An invaluable item of the author's toolkit, often used for knob-lifting, is a long-nosed pliers with angled points.

Fixing screws in cabinets are often one-shot devices. Coarse-threaded types are employed and removal may ruin the plastic thread in the hole. One remedy is to insert a piece of pvc sleeving in the screw hole to make a kind of plug, before re-assembly. It is a better system than building up the plastic with some form of putty, as it then becomes easier to dismantle next time.



Not the best way to deal with portable radios.

Cabinets themselves may be sprung together in sections. Many plastics lend themselves to this, and where a joint is obvious and no removal method indicated, it is best to press gingerly at each side of the joint to discover which of the two is the underside section of the key (see diagram). Having found this, and applied even pressure, the cabinet will generally split along the seam with frightening ease. As with all other jobs on plastic cabinets, pursue this operation with the care you would take in handling women—be gentle, but firm!

Removal of the chassis may entail disconnection of aerial rods, speaker or earphone sockets and sundry hardware. Do not overlook the basic chore—make a small drawing of connections, colour-codes of wires, etc. Trusting to memory has led many a good man into error. Some of the mini-jack sockets are secured with knurled rings which defy attack from outside the cabinet. With these, it is best to wedge a fine-bladed screwdriver in the knurled edge, then gently turn the whole socket from within to free the thread. Only a portion of a turn is required, as a rule, and it is seldom necessary to disconnect completely. Always take care, when handling these sockets, not to twist the connecting blades relative to each other, as short-circuits are not only disconcerting but can, in some instances, damage output transistors. Many of the earphone sockets are "shorting" types, with the connecting blade pushed away from a contact blade by insertion of the plug. With these, the common fault is weakening of the spring connection, always accelerated by mis-handling, so again—take care.

That, if anything, has been the theme of this section. Take care of your cabinets as well as the works inside, to make a worthwhile job of radio repairs.

TO BE CONTINUED

Hoof tugging

Your letter about leg pulling, by your letter you have not much experience on transistor as I have had OC45 specimen working at 30MC/s AND more as these transistor seem to improve with age and it is up to the circuit confushoin that controls the operating poin. So think befor you critising I would like to add the same about OC44 are the same mind you you have to have a transistor tester which put the transistor into oslerlaison at they's FREQSI your's sorry about bad spilling.—G. Williams (*Wal-thamstow, E.17*).

The above letter, printed as it was received, refers (we presume) to comments in *The Amateur Bands*, page 850, March issue. The author replies—"Cor" de G3JDG.

Ham-band converter

Regarding the 10-metre transistorised converter (Feb. 1968). The following modification has been carried out with success enabling both 10 and 15 metre bands to be covered.

A 100pF twin-gang variable capacitor is substituted for VC1a-b which, in the original circuit, was a 20-25pF maximum. With the 100pF gang, 10 metres will peak with this capacitor almost fully unmeshed, the tunable i.f. remaining as in the original article. Fifteen metres will peak with the new gang almost fully meshed and with the main receiver tuning over 4.5-4.95Mc/s.—L. Case (*Lancs*).

Such a state

"Solid State", what does it mean? This term nowadays prevalent in our reading matter, be it editorial or advertising, it is beautifully engraved on to equipment obviously to proclaim something. Hi-Fi I can relate to high fidelity, but solid state—I am at a loss. Can anyone offer an acceptable explanation? — W. J. Tomlinson (*London, E.17*).

Soldering saga . . . cont.

I have no wish to develop J. Macfarlane's 110V 75W soldering iron into a saga. But—if the method of M. Francis (*Cheltenham*) is followed the 75W iron would be converted into a 150W iron. To

achieve 75W with a series diode would require an additional series resistor of 68Ω or so. Even with this resistor, the BY100 diode is over-run.—H. Bisplan (*Morecambe, Lancs*).

Beginner's Licence

I wholeheartedly endorse your comments in last month's *Leader* (June issue, page 95) re the Beginner's Licence. However, I suggest that the rot has already set in, and was probably instigated by the amateurs themselves.

Why should Class B licensees be allowed on the two-metre band? If you subscribe to this idea, then why stop at two metres—why not let the Class B types down on to four metres? Many arguments could be put forward to support this. Then, once they are on four—why not ten metres? In allowing and indeed supporting this move, the radio amateur is surely guilty of sowing the seeds of an idea that there is need for greater laxity in the rules and regulations governing licences.

It is too early to comment on the proposed plan for a true Beginner's Licence since nobody (well, only the late PMG) has any real idea of just what is involved. But with the present amateur's eagerness to allow all and sundry on to the two-metre band, one shudders to think what the real beginners will be allowed to do when they get going.—E. Mason (*Cheyne Walk, London*).

Car radio interference

With reference to "Your Questions Answered" May, 1968 re Interference Suppression in car radios.

What you have suggested is sound advice but I think you have overlooked one important factor, namely, aerial adjustment. Most modern car radios have a trimming screw and the usual method of adjusting it is to—rotate the screw through the position for maximum volume and return again to the maximum position to ascertain that a peak has been found. Should you be unable to find a peak position, poor matching should be suspected and may be due to fitting of an inferior aerial. This will inevitably result in reduced efficiency,

and in poor reception of the more distant popular stations. It will also make the set more prone to interference.

This advice is given with Motorola Radiomobile car radios and I can assure you that if these instructions are not carried out, interference is the result.—W. Doran (*Bangor West, Co. Down, Northern Ireland*).

Advertisers' Rating

In view of the number of letters concerning advertisers, could they be given "star" ratings like the AA do in assessing hotels?—J. Mirren (*Bath, Somerset*).

[You mean the advts should read like—OC71 3s.; AF115 4s. 6d.; bed and breakfast 15s. (17s. 6d. with integrated f.m. tuner); BC108 3s. etc.]—Ed.

The bob drain

Mr. McLaren, Letters May, writes of the fortunes being made from 1s. postal orders sent in reply to adverts.

We advertise on this basis because we find that 95% of requests for literature do not result in orders. If no charge was made the costs of printing, postage and advertising would have to be paid solely by those ordering goods, with a consequent increase in prices.

I can assure Mr. McLaren that 1s. is a small amount towards the handling costs of an inquiry, if all costs are considered.

This is in no way to condone deliberate fraud of this type, but before condemning try a little simple arithmetic, and also remember that mistakes can happen with regard to enclosures omitted.—R. G. Silson (*near Station, Tring, Herts.*)


Twenty-two sets

As you are aware there has been a release of Ministry 22 sets.

I have a manual on these sets showing heater values, circuits, resistor and capacitor values together with technical descriptions. No doubt some of your readers have bought these sets, so if there is any query they have, please contact me and I will try and answer their questions, or supply information.—P. James (*27 Herbert Road, Sompting, Lancing, Sussex*).

JOHN'S RADIO

OLD CO-OP, WHITEHALL ROAD, DRIFHLINGTON, BRADFORD




LARGE QUANTITY OF SARAH V.H.F. TRANS/RECEIVERS AVAILABLE FOR IMMEDIATE EXPORT

General Information. This set is normally carried in the life jacket of Airmen. It is a complete miniature lightweight radio Trans/Receiver, which is used to give a Beacon plus two way speech communication in the event of finding themselves in the sea. It comprises a Transmitter-Receiver, a speech unit, a cooling unit and a power supply either Battery or Transistor. These three items are permanently interconnected and all units are completely sealed and water tight using a combined speaker/mike. Press to talk or listen buttons, fold up aerial, a total of three valves are used, power required 6.5 volts LT 90 volts and 435 volts D.C. HT. Frequency 243Mc/s. Transmitter output pulse power. Beacon 15 watts, Talk 3 watts. **SUPPLIED IN MAKER'S BOXES** in Grade 1 condition singly at 45/-, post 5/- with circuit. New batteries if available 7/6 each.

844MKIII TRANSRECEIVERS

We have a few of these V.H.F. 12 valve transreceivers operating on 3 switched channels between 60Mc/s-95Mc/s complete with all 6 crystals, headphones, mike, mobile aerial and dipole aerial, all connectors plus alloy tripod for mounting the set on. Power input 12V D.C., TX output 3 watts, internal speaker (all valves BG7). All air tested O.K. Supplied in good grade 2 condition at £10.0.0, each, carr. 30/-. Also available in matched pairs £25 per pair, carr. 30/- tested.



TRANS/RECEIVER TWO TWO


This is one of the latest releases by the govt. of an extremely recent R/T set covering 2-8Mc/s in two switched bands, containing 13 valves (3 EL32s in TX output) which can be used for Morse CW or R/T. Also has netting trimmer, BFO, RF and AF controls, switched meter for checking all parts of set, size 17 x 8 x 12in. Power required LT 12V D.C., HT 250V D.C. Supplied brand new and boxed with headphones and mike also two spare valves and circuit of set. Few only at £5.10.0., carr. 30/-. New plug in power supply made by us for either 12V D.C. input £3.10.0 or 200/250V A.C. £3.17.6.



FAMOUS ARMY SHORT-WAVE TRANSRECEIVER MK.III

This set is made up of 3 separate units: (1) a two valve amplifier using a 6V8 output valve; (2) (some only, not built in the very latest models) a V.H.F. transreceiver covering 229-241 Mc/s using 4 valves; (3) the main short wave transmitter/receiver covering in two switched bands, just below 2 Mc/s-4 1/2 Mc/s and 4 1/2 Mc/s-8 Mc/s (approx. 160-37.5 metres) using 9 valves. For R.T., C.W. and M.C.W. The receiver is superhetrodyne having 1 R.F.

stage, frequency changer, two I.F. (465 Kc/s) signal detector, A.V.C. and output stage. A B.F.O. included for C.W. or single side-band reception. T.X. output valve 807 other valves octal bases. Many extras, e.g. netting switch, quick flick dial settings, squeech etc. Power requirements LT 12 volts, HT receiver 275 volts D.C. HT transmitter 500 volts D.C. size approx. 17 1/2 x 7 1/2 x 11ins. Every set supplied in new or as new condition in carton with book including circuits, only £4.10.0, or Grade 2 slightly used 50/-. Grade 3, used but complete, 55/-, Carr. ALL 15/-. **WE MAKE A MAINS 200/250 VOLT POWER UNIT** in louvred metal case to plug direct into set power socket to run (1) receiver, 70/-, post 5/-, (2) TX and RX, £6.10.0, post 7/6. (3) 12 volt D.C. P.U. (original). **FAIR CONDITION, 40/-, Carr. 5/-.** A charge of 10/- to unpack and test the receiver of these sets is made only if requested. Headphones and Mike 15/-, new and boxed.



V.H.F. TRANSRECEIVER MK. I/I

This is a modern self contained tunable V.H.F. low powered frequency modulated transreceiver for R.T. communication up to 8-10 miles. Made for the Ministry of Supply at an extremely high cost by well known British makers, using 15 midget B.G. 7 valves, receiver incorporating R.F. amplifier, Double super-het and A.F.C. Slow motion tuning with the dial calibrated in 41 channels each 200 Kc/s apart. The frequency covered is 39 Mc/s-48 Mc/s. Also has built-in Crystal calibrator which gives pips to coincide with marks on the tuning dial. Power required LT 4 1/2 volts, HT 150 volts, tapped at 90 volts for receiver. Every set supplied complete with valves and crystals. New in carton, complete with adjustable whip aerial, and circuit. Price £4.10.0., carriage 10/-.

BI-PAK SEMICONDUCTORS

8 RADNOR HOUSE, 93-97 REGENT STREET, LONDON, W.1

AC107	3/6
AC126-7-8	2/6
AF116-117	3/6
AF139	1/6
AL102	15/-
BC107-8-9	5/-
BFY60-61-62	7/6
BSY26-7	3/6
BSY28-9	4/6
BSY95-95A	4/6
OC22-25	5/-
OC26-35	5/-
OC28-29	7/6
OC44-45	1/6
OC71-81	1/6
OC72-75	2/6
OC81D-82D	2/3
OC82	2/6
OC140	5/-
OC170	2/6
OC171	3/6
OC201	7/6
ORP12-60	8/6
OCPT1	8/6
OA5-10	1/9
OA7	2/6
OA70	1/3
OA79	1/9
OA81-85	1/6
OA81	1/3
OA95	1/9
OA200	3/6
OA202	3/6
2N696-7	5/-
2N706	3/6
2N708	5/-
2N1100	15/-
2N2646	15/-
2N2712	5/6
2N2926	2/6
MAT100	3/-
MAT120	3/6
ST140	3/-
ST141	4/-

KING OF THE PAKS all at "TOP TWENTY"

Unequaled Value and Quality
BRAND NEW—UNTESTED SEMICONDUCTORS

10/-
per pak

Satisfaction GUARANTEED in Every Pak, or money back

120	Glass Sub-min G. Purpose GERM. DIODES
60	Mixed GERM. TRANS. AF/RF
75	Germ. Diodes GOLD BONDED
40	TRANSISTORS Like OC91, AC128
60	200mA Sub-min SIL. DIODES
40	SIL. PLANAR TRANS. NPN BSY95A, 2N706
16	SIL. RECTS. Top Hat 750mA
50	SIL. PLANAR DIODES 250mA OA200/202
20	Mixed Volts 1 Watt ZENER DIODES
30	PNP-NPN SIL. TRANS. OC200/2S104
150	Mixed SIL. and GERM. DIODES
10	3 Amp SIL. RECTS. Stud Type
30	SIL. NPN TRANS. Like BC108
12	1.5 Amp SIL. RECTS. Top Hat
30	AF. GERM. ALLOY TRANS. 2G300 Series
10	1 Amp Glass min. SIL. RECTS. High Volts
30	MADT's Like MAT Series TRANS. PNP
20	GERM. 1 Amp RECTS. GJM Series
25	300 M/Cs NPN SIL. TRANS. 2N708, BSY27
30	FAST SWITCHING SIL. DIODES IN914 Micro

Code No's mentioned above are given as a guide to the type of device in the Pak. The devices themselves are normally unmarked.

Minimum Order 10/- CASH WITH ORDER PLEASE. Add 1/- postage and packing per Order. GUARANTEED by return postal service. Overseas add extra for A/Mail.

YOUR CAREER in RADIO & ELECTRONICS ?

Big opportunities and big money await the qualified man in every field of Electronics today—both in the U.K. and throughout the world. We offer the finest home study training for all subjects in radio, television, etc., especially for the **CITY & GUILDS EXAMS** (Technicians' Certificates); the Grad. Brit. I.E.R. Exam.; the **RADIO AMATEUR'S LICENCE**; P.M.G. Certificates; the R.T.E.B. Servicing Certificates; etc. Also courses in Television; Transistors; Radar; Computers; Servo-mechanisms; Mathematics and Practical Transistor Radio course with equipment. We have **OVER 20 YEARS'** experience in teaching radio subjects and an unbroken record of exam. successes. We are the only privately run British home study College specialising in electronic subjects only. Fullest details will be gladly sent without any obligation.

To: British National Radio School, Reading, Berks.

Please send FREE BROCHURE to:

NAME Block

ADDRESS Caps.

..... Please

7/68

BRITISH NATIONAL RADIO SCHOOL

Five steps to hi-fi

PART THREE AMPLIFIERS

IAIN SMITH

IN Part 1 of this series I mentioned that the amplifier was the strongest link in the reproducing chain. This is probably due to the fact that an extremely accurate assessment of the performance of an amplifier can be made, as the function of an amplifier is purely electrical. There are no mechanical considerations, such as with pick-ups or loudspeakers. Amplifiers are the power producing link in the chain and must be very efficient. They must also be distortion free in their signal handling capacity. With modern amplifier circuit design this sort of performance is not uncommon.

The Choice

Valve or transistor? This is the question that most aspiring high fidelity sound enthusiasts ask. The answer really depends on how much you are prepared to spend on this vital but superlative link. I firmly believe that unless you are professional, or prepared to pay the sort of price a professional expects to pay, you would be better off with a valve amplifier. Up to the present, transistor amplifiers have not turned out quite as we were led to believe. The term "transistor sound" implies an insult rather than merely a performance description. The main point is that there should be no such thing as "transistor" or any other sound, just the original sound actually as it occurred.

Design of valve amplifiers and understanding of valve parameters has reached such a stage that harmonic distortion can be brought down to the 0.1% region, which is negligible. It is true that this can also be achieved with transistor amplifiers. However, it is achieved with the application of greater amounts of negative feedback, meaning less output power for a circuit giving equivalent gain without feedback. One characteristic of transistor

amplifiers, not prevalent in valve amplifiers of comparable cost, is "crossover distortion" due to the fact that transistor amplifiers usually have outputs in Class B operation. This distortion cannot be reduced with negative feedback.

To sum up this argument on valves or transistors I would say that transistor performance *can* equal valve performance in all aspects but the cost is far greater at present. No doubt this situation will rapidly change. Now let us examine amplifiers in general.

Good quality amplifiers suitable for high fidelity use will have a frequency response from 20c/s to 20,000c/s ± 1 dB. The ± 1 dB assures an even flat response. Response curves for sound performance are usually plotted as frequency, to a logarithmic scale, against decibels, which is the sound output. The reference of 0dB is usually taken as 1,000c/s and any variation from the straight line of this reference is quoted as plus or minus the number of decibels (dB) variation. Why is frequency plotted as a logarithmic scale? This is in order to compress the frequency range so that the whole spectrum can be fitted on to one graph. Besides having a wide frequency response amplifiers should have outputs with a low harmonic distortion output in the region of 0.1% to 0.5%. Square wave response is important and there should be little or no traces of overshoot, ringing or fall-off in the output. Figure 3 shows some examples of good and bad square wave response.

Valve amplifiers, because of the high impedance loading necessary for valves, have an output or matching transformer. The primary winding of this transformer is wound to the impedance value necessary for correct loading of the valve and the secondary winding is wound to the same impedance as that of the speaker coil. The turns ratio is determined by the relationship $Z_{\text{primary}} = n^2 Z_{\text{secondary}}$ where n is the number of turns of the primary winding.

Output Transformer

The output transformer is, perhaps, the most important single component in a valve amplifier. Unless carefully designed it can cause the response curve to drop in the upper frequencies. This is because $XL = 2\pi fL$ where XL is the winding reactance, f is the frequency and L is the winding inductance. The bigger XL is, the bigger is the impedance and the bigger is the volts drop across the winding. The output transformer must also be conservatively rated so that it is "man enough for the job". If the amplifier is rated at the maximum

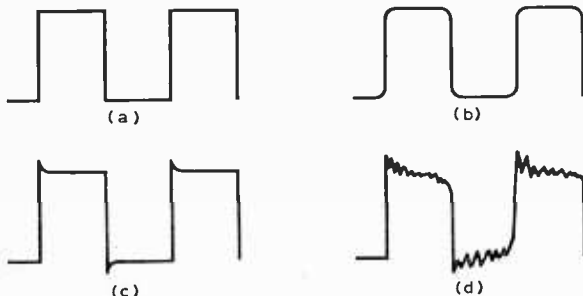


Fig. 3: Some examples of square wave performance: (a) very good, (b) reasonably good, (c) fair, (d) poor.

output of 15 watts then the transformer should be rated, at least, to this value. If the transformer is under rated then saturation of the core will occur, causing "clipping" of the waveform and hence distortion. This is particularly so at the low frequency end of the range. Transistor amplifiers, due to the low impedance loading necessary, can be designed to function with a transformerless output stage, an obvious advantage.

Noise and Hum

A problem more prevalent with valve amplifiers is hum and noise. Transistor amplifiers tend to give some hiss and crackle, known as noise; but they give virtually no hum. Valve amplifiers usually hum because of the a.c. heater supply. You have probably seen in specifications that hum and noise is -60dB at full power. This means that with the amplifier delivering full power the hum and noise level is 60 decibels less in intensity. In other words, the signal is 1,000 times greater than the hum and noise. This is referred to as the signal-to-noise ratio and a good amplifier will be in the region of -60dB .

Earlier, negative feedback was mentioned as a cure for harmonic distortion. Quite simply, negative feedback means taking a portion of the output signal and feeding it back to one of the earlier stages in phase opposition to the main signal. This cancels, to some extent, harmonics. There is another way of reducing harmonics by connecting output valves or transistors in "push-pull" operation. Figure 4 shows two valves connected in this fashion. The previous stage is a phase splitter and inverter stage, and feeds each output valve with half of the output signal, one valve handling the positive half, the other handling the negative half. By feeding these two halves into a primary winding of a trans-

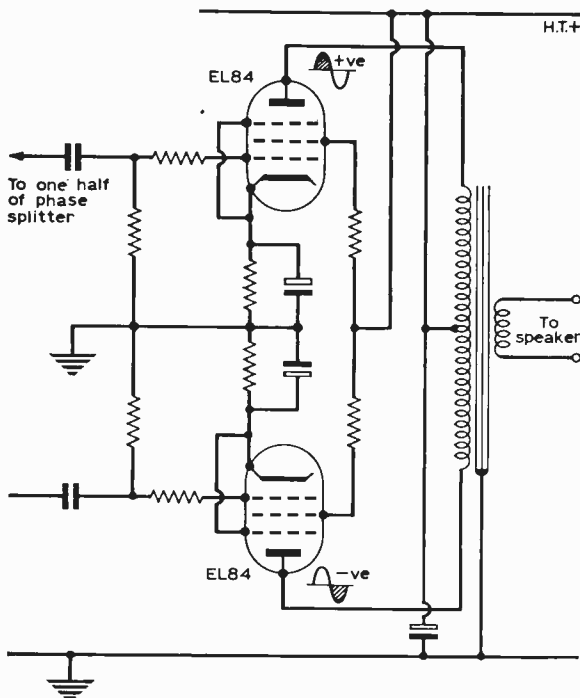


Fig. 4: A typical push-pull output stage of an audio amplifier.

former, which is centre tapped, a continuous output signal can be obtained. The fact that the signal is split and "pushed and pulled" in this way tends to cancel all even harmonics, thereby greatly reducing harmonic distortion. Amplifiers with output stages not connected in push-pull are termed "single ended" and are not really of a high enough quality for us to consider here.

Sensitivity

Now let us switch our attention from the output to the input and the "sensitivity" of our amplifier. Briefly, sensitivity is the minimum signal required to develop full output power. Our signal source, therefore, must be able to develop this magnitude of signal if we are to obtain maximum power. This is particularly important with low-gain, low-power amplifiers where power reserve is small. If your signal is too small to drive your main power amplifier then you need what is known as a pre-amplifier. This is a small voltage amplifier, connected between the signal source and the main amplifier input, to "boost" the signal voltage to the required magnitude.

At what power should your amplifier be rated? The answer really depends on the area to be covered by the sound. For outside use, 50 to 100 watts is reasonable, but the majority of domestic requirements will be satisfied by 10 watts, which will give adequate reserve.

Amplifiers can be examined in great technical detail but this is not meant to be a technical article, just an advisory one. Let us, therefore, summarise as follows:

1. On a cost/quality basis a valve amplifier is probably a better buy.
2. The frequency response should be 20c/s to 20,000c/s.
3. The harmonic distortion should be 0.1% to 0.5%.
4. Hum and noise should be in the region of -60dB .
5. Square wave response should be good.
6. The output transformer should be conservatively rated.
7. The output stage should preferably be in "push-pull" mode.
8. The input signal should match the sensitivity of the amplifier.

to be continued

PLEASE NOTE

We are concerned to hear that there are still one or two people who are ill-treating their copies of *Practical Wireless*, allowing them to become torn and dirty. Of course, all our humanitarian readers will have treated their precious copies to a Binder, however, for the few who haven't, we offer a great chance to save their consciences. Send just 14s. 6d. —no, send 16s. and treat yourselves to an index as well. State which volume number you want on the binder, if you don't, we'll send you a blank one.

Available from the Binding Section, George Newnes Ltd., Tower House, Southampton Street, London, W.C.2.

BI-PRE-PAK LTD

222-224 WEST ROAD, WESTCLIFF-ON-SEA, ESSEX
PHONE: SOUTHEND (0802) 46344

LOOK—TRANSISTORS 1/- EACH

SILICON ★ PLANAR ★ N.P.N. ★ P.N.P.
All these types available

2N929	28131	2N696	28731
28501	28512	2N697	28732
2N726	28102	2N1507	28733
2N706	28103	2N1613	8Y10
2N706a	28104	2N1711	28501
2N3011	2N2220	8Y10	2N930

ALL TESTED AND GUARANTEED TRANSISTORS—
UNMARKED. Manufacturers over-runs for the new PRE-
PAK range.

BRAND NEW PRE-PAKS

No.	Description	Price
B1	50 Unmarked Trans. Untested	10/-
B2	4 Solar Cells inc. Book of Instructions	10/-
B6	17 Red Spot AF Transistors	10/-
B6A	17 White Spot RF Transistors	10/-
B9	1 ORP12 Light Sensitive Cell	9/-
B53	25 Silicon Transistors 400 Mc	10/-
B54	40 Silicon Transistors NPN To5	10/-
B55	40 Silicon Transistors NPN To18	10/-
B56	40 Silicon Transistors NPN/PNP	10/-
B61	25 8Y26/7 Transistors new, untested	10/-
B62	25 8Y95a Transistors new, untested	10/-
B63	25 8Y50/1/2 Transistors new, untested	10/-
B64	25 BC107/8/9 Transistors new, untested	10/-
C2	1 Unijunction Transistor 2N2160	15/-
A3	25 Mixed Marked and Tested Transistors	20/-
A21	5 Power Transistors, one AD149, one GET9 and three more	20/-
	FEW LEFT 70 amp/400 p.i.v. SCR's	70/-

★ ALL OUR SEMICONDUCTORS HAVE A WRITTEN GUARANTEE ★

Send for our FREE lists and catalogue of all our products. Check your own equivalents with our free substitution chart.

FIRST EVER LOGIC KITS. Learn for yourself how computers work, even make one for yourself. Full instructions for a noughts and crosses machine, binary counters, timers, etc. L1 5 kns. L2 10 kns. No need to purchase both kits, you can start with L2, which incorporates L1. DETAILS FREE.

NO CONNECTION WITH ANY OTHER FIRM. MINIMUM ORDER 10/-.
CASH WITH ORDER PLEASE, add 1/- post and packing.
OVERSEAS ADD EXTRA FOR AIRMAIL.

Transistors Price

AC107	6/-
AC126	2/6
AC127	3/-
AF117	3/6
AC176	4/-
BC107-8-9	5/-
OC71	3/-
8Y95A	3/-
OC22	6/-
OC23	6/-
OC25	7/6
OC26	5/-
OC28	10/-
OC35	5/-
OC36	7/6
OC41	2/6
OC42	3/-
OC44	1/11
OC45	1/9
OC71	2/6
OC72	2/6
OC73	3/6
OC81	2/6
OC81D	2/6
OC83	4/-
OC139	2/6
OC140	3/6
OC170	3/-
OC171	4/-
OC200	5/-
OC201	8/-
2N1302 or 3	4/-
2N1304 or 5	5/-
2N1306 or 7	6/-
2N1308 or 9	8/-



Radio Technicians

required now for vital work in
Air Traffic Control

Join the National Air Traffic Control Service, a Department of the Board of Trade, and play a vital part in the safety of Civil Aviation. Work on the latest equipment in Computers, Radar and Data Extraction, Automatic Landing Systems and Closed-Circuit Television, at Civil Airports, Air Traffic Control Centres, Radar Stations and other engineering establishments in the South of England, including Heathrow, Gatwick and Stansted.

If you are 19 or over, with practical experience in at least one of the main branches of telecommunications, fill in the coupon now. Your starting salary would be £828 (at 19) to £1,076 (at 25 or over); scale maximum £1,242 (rates are higher at Heathrow). Non-contributory pensions for established staff.

Career Prospects. Your prospects are excellent, with opportunities to study for higher qualifications in this expanding field

Apply today, for full details and application form.

Write for details to: Mr. T. H. Mallett, B.Sc., (Eng.), C.Eng., M.I.E.E., Room 754, The Adelphi, John Adam Street, London, W.C.2, marking your envelope 'Recruitment'.

Name _____

Address _____

RPW1

Not applicable to residents outside the United Kingdom.

NATCS

National Air Traffic Control Service

A Guide to Amateur Radio (RSGB) 6/9
the best way to get acquainted with Amateur Radio

Radio Amateurs' Examination Manual (RSGB) 5/9
covers the whole syllabus of the Radio Amateurs' Examination set by City and Guilds

Radio Data Reference Book (RSGB) 14/-
provides concisely virtually all information and charts needed by the Radio Amateur

Service Valve and Semiconductor Equivalents (RSGB) 5/6
equivalents of most Service valves and semiconductors

Morse Code for Radio Amateurs (RSGB) 2/-
a booklet to help you pass the GPO Morse Test

A Course in Radio Fundamentals (ARRL) 11/6
an American publication which can break you in on the technical aspects of Amateur Radio

Understanding Amateur Radio (ARRL) 21/6
a valuable handbook for the newcomer

Receiving Station Log Book (RSGB) 7/3
for recording radio stations heard on the air
Spiral bound


Antenna Book (ARRL) 21/6
the theory and construction of all the aerials and matching systems which you are likely to need

All prices include postage. You can obtain a list of all other publications available, including details of membership of the RSGB, by writing to:

RADIO SOCIETY OF GREAT BRITAIN, Dept. PW
28 Little Russell Street, London, WC1

PEAK-SOUND 8+8W. TRANSISTOR STEREO AMPLIFIER IN KIT FORM

Build this for £9.10.0 (4/6 post). Power Pack Kit £2.10.0 (4/- post. Cabinet (see illustration) 50/- post paid or £14.10.0 the three items post paid. Parts List Booklet and full details 1/6 (free with kit). A.E.I. Circuit of 14 Transistors: 8W per Channel into 8 to 15 ohm Speaker. 50mV input Ceramic. Crystal Cartridge, Radio Tuner or Output from Tape Recorder may be used. 20 to 20 000 Hz — 3dB. Neg. Feed Back 13dB. 12in. x 8in. high x 8in. Cabinet. Cir-Kit Board Construction Bass, Treble and Vol. Controls. for A.C. mains of 200-250V. Bass Cut and Lift; Treble Cut and Lift. Fully built into cabinet £17 post paid. Delivery by return post.



TRANSISTOR POWER OUTPUT STAGE on P.C. Board (with diagram). 5 1/2in. x 2in. x 1 1/2in. high. Tested and working. OC71, OC81D and 2 x OC81 and Heat Sinks. With O.P. Trans. for 35 ohm speaker. Requires 5K Pot, Speaker and 9v. supply. Price £2/6. Post paid. 5K Log Pot + Switch 4/-, 8in. x 2 1/2in. 35 ohm. Speaker 16/6.

NEW RANGE GARRARD AUTOCHANGERS. All Carr. Pd. and without cartridge except type 3000 (stereo) and BSR UA25 (mono). 1025—£10.2.8; 2025—£10.10.0; 3500—£11.17.6; 8L55—£13.10.0; 3000—£13.5.0; 8P25 Mk. II—£15; AT60 Mk. II—£16.15.0; 50 Mk. II—£12.10.0; 8RP22—£8.10.0; BSR UA25—£7.10.0.

60 MIXED CERAMIC CONDENSERS. 1 pf to 1 mf 10/-, 150 for £1. Post paid.

1 1/4 W MAINS GRAMOPHONE AMPL. EZ80, ECL82, O.P. Transformer (3 ohm) Vol./On-off and Tone Control. Double wound mains transformer. 2 1/2 x 2 1/2in. x 2 1/2in. separate but wired to chassis, 4in. x 2 1/2in. x 4 1/2in. over valves. 65/- post paid including 6 1/2in. Speaker. (52/6 less speaker.)




NEW FM TUNER. Range 87 to 107 MHz. Attractively finished metal container with cast front cutcheon. Case size 13in. x 7in. x 3 1/2in. high. Mains transformer. Metal Rectifier and Valves ECC85, EF89, EF80, ECC82 as cathode follower, EM84 tuning indicator, 2 x AF117 and 2 diodes. A really fantastic performer. Price £15.15.0 tax paid and carr. paid or with Stereo. Decoder £22.10.0.

2 x 4 WATT STEREO AMPLIFIER. Printed circuit. Separate power pack. Metal rectifier. ECC83 and 2—ECL84. Negative feedback. Vol., base, treble each channel. Muting switch and on/off. £5.10.0 (7/6 P. & P.).

8 WATT PUSH-PULL OUTPUT AMPLIFIER. 200-250 Volts A.C. EZ80, ECC83, 2—ECL84. Bass, treble, vol/on/off. £5.15.0 (7/6 P. & P.). Size 12 x 3 1/2 x 5 1/2in. high. For Record Player, Radio Tuner, etc.




TAPE AMPLIFIER FOR MAGNAVOX TAPE DECKS — 2 or 4 TRACK



Chassis 12 1/2 x 5 1/2 x 4 1/2in. high. Front panel "gold" finish—12 1/2 x 4 1/2in. 200—250 A.C. Record/Playback amp. switch On/Off/Tone; Vol./Mic.; Vol./Gram; Mic. Input; Gram. Input; Monitor; Speaker Socket. Valves 6BR7; 12AX7; EM84; ECL84; 6X4. Separate power pack. 2 Track £8.15.8; 4 Track £10.4.6 (6/- post each). Rexine covered cabinet (tan) 13 1/2 x 17 x 9 1/2in. high with sloping front for amp.; complete with two tweeter speakers, and special adapting brackets for Magnavox Deck 85/- (8/- carr.) 3 speed Magnavox. 4 track tape deck Type 363 £16.10.0 carr. paid.

6 PUSH-BUTTON STEREOGRAM CHASSIS



M.W.; S.W.1; S.W.2; V.H.F.; Gram: Stereo Gram. Two separate channels for Stereogram with balance control. Also operates with two speakers on Radio. Chassis size: 15 x 7 x 6 1/2in. high. Dial silver and black 15 x 3in. 190-550M; 18-51M; 60-187M; VHF 86-100 Mc/s. Valves: ECC85, ECC81, EF89, 2 x ECL86, EM84 and Rect. Price £19.18.0, carr. paid or £8.13.0 deposit and 5 monthly payments of 52/6. Total H.P. price £20.15.6. Cream moulded cutcheon included.

GLADSTONE RADIO

66 ELMS ROAD, ALDERSHOT, Hants.

(2 mins. from Station and Buses). FULL GUARANTEE. Aldershot 22240
CLOSED WEDNESDAY AFTERNOON CATALOGUE 6d.

4-STATION INTERCOM



£7/5/0

Solve your communication problems with this 4-Station Transistor Intercom system (1 master and 3 Subs). In de-luxe plastic cabinets for desk or wall mounting. Call/talk/listen from Master to Subs and Subs to Master. Ideally suitable for Business, Surgery, Schools, Hospital, Office and Home. Operates on one 9V battery. On/off switch. Volume control. Complete with 3 connecting wires each 66ft. and other accessories. P. & P. 7/6.

WIRELESS INTERCOM

No batteries—no wires. Just plug in the mains for instant two-way, loud and clear communication. On/off switch and volume control. Price 12 ens. P. & P. 7/6 extra.

INTERCOM/BABY ALARM



Originally 6/6s. OUR PRICE ONLY 65/-

Same as 4-Station Intercom for two-way instant communication. Ideal as Baby Alarm and door Phone. Complete with 66ft. connecting wire. Battery 2/6. P. & P. 2/6.

Transistor TELEPHONE AMPLIFIER

Why not boost business efficiency with this incredible De-luxe Telephone Amplifier. Take down long telephone messages or converse without holding the handset. A useful office aid. On/off switch. Volume Control. Battery 2/6 extra. P. & P. 2/6. Full price refunded if not satisfied in 7 days. WEST LONDON DIRECT SUPPLIES (P/W) 169 KENSINGTON HIGH STREET, LONDON, W.8.

NEW VALVES!

Guaranteed Set Tested 24-HOUR SERVICE

IR5	5/-	DL92	5/6	EL84	4/6	PL504	13/3
J85	4/3	DL94	6/6	EM81	6/6	PY32	9/6
1T4	2/9	DL96	6/3	EY61	6/9	PY33	9/6
384	5/9	DY86	5/6	EY86	6/-	PY81	5/-
3V4	5/6	DY87	5/6	EZ80	3/9	PY82	4/9
5Z4G	6/6	EAB80	6/3	EZ81	4/6	PY83	5/3
6AQ5	4/6	EB441	8/-	KT61	8/3	PY800	6/6
6FL3	3/-	EBF80	5/9	N78	14/6	PY801	6/6
6L18	6/-	EBF89	6/-	PC97	7/9	R19	6/6
10P12	15/-	ECC81	3/9	PC90	8/-	U25	12/9
12K8GT	7/-	ECC82	4/3	PC84	5/9	U26	10/9
20P2	10/-	ECC83	4/9	PC089	10/3	U191	10/6
30C18	8/9	ECC85	4/9	PC189	9/6	UABC80	6/-
30FL1	12/3	ECH35	5/9	PCF80	6/9	UAF42	9/3
30P4	11/-	ECH42	9/9	PCF82	5/9	UBC41	7/6
30P19	11/-	ECH81	5/3	PCF801	7/-	UBF89	6/6
30PL1	12/3	ECL80	6/3	PCF85	8/9	UCC84	7/9
COH35	9/9	ECL82	6/3	PCL82	6/9	UCC85	6/-
DAC32	6/9	ECL86	7/9	PCL83	8/9	UCF80	8/-
DAF91	4/3	EF39	3/6	PCL84	7/3	UCH42	9/6
DAF96	3/11	EF80	4/9	PCL85	8/3	UCH81	6/3
DF33	7/6	EF85	5/-	PCL86	8/-	UCL82	7/-
DF91	2/9	EF86	6/3	PCL20012/6	UCL83	8/9	
DF96	5/11	EF89	4/9	PL36	9/3	UF41	9/3
DK2	7/3	EF183	6/6	PL81	7/-	UF89	5/11
DK91	5/-	EF184	6/6	PL82	5/9	UL41	8/9
DK96	6/9	EH30	6/6	PL83	6/6	UL84	5/9
DL33	6/3	EL38	6/3	PL84	6/-	UY41	6/6
DL35	4/9	EL41	9/3	PL500	12/6	UY85	5/3

Postage on 1 valve 9d. extra. On 2 valves or more, postage 6d. per valve extra. Any parcel insured against damage in transit 6d. extra. Office address: no callers

GERALD BERNARD

83 OSBALDESTON ROAD
STOKE NEWINGTON
LONDON, N.16

MOBILE S.W. LISTENERS

The Halsol Mobile Antenna for AMATEUR RECEIVING and TRANSMITTING

The most efficient mobile All-Band Whip on the market. COILS FOR ALL BANDS. Complete with one coil £6.17.6. plus 3/6. Extra coils £3.17.6. plus 3/- New Spring Extension safeguards your whip from damage. From leading amateur radio stores or direct from the manufacturers.

HALSOL ELECTRICAL SERVICES
Dover Road, off Ansdell Road, Blackpool

MAINS UNITS for all types of TRANSISTOR EQUIPMENT

The ideal, economical and safe way of running Transistor Radios, Record Players, Tape Recorders, Amplifiers etc. from A.C. Mains. All units are completely isolated from mains by double wound transformer ensuring 100% safety.

PLUS-3


MAINS UNIT

Provides three separate switched output voltages 6v., 7 1/2v. and 9v. DC. Attractive case with indicator light, mains lead, output socket, plug and lead.

Size 4 1/2 x 2 1/2 in.

£7/6 P. & P. 2/6

(Extra lead with DIN plug for Cassette Recorders 7/6)



POWER PLUS

MAINS UNIT

for Cassette Tape Recorders using 7 1/2v. Complete with DIN plug for recorder power socket. Can also be supplied for a 6-volt output complete with suitable plug. (Please state make, model and voltage required.)

45/- P. & P. 2/6

MAINS UNIT for FI-CORD 202A TAPE RECORDER P. & P. 5/-

£4.15.0

MAJOR POWER PLUS

MAINS UNITS

For single outputs, 9v, 6v, 39/6v. P. & P. 2/6. For two separate outputs, 9v + 9v, 6v + 6v. 42/6. P. & P. 2/6. (Please state outputs required.)

R.C.S. PRODUCTS (RADIO) LTD.
(Dept. P.W.), 31 Oliver Road, London, E.17





No. 19

**Allerton & District
SCOUT RADIO
HOBBIES CLUB**

**G
3
T
Z
R**

THE club came into being three years ago, and was founded by Mr. I. G. Rees (G3VKZ). The club has a number of licensed members; Tony (G3WRY), Andy (G3PKW), Ken (G3WCS) and Ivor (G3VKZ). The club also boasts a group of keen s.w.l.'s who are always willing to help out at contests etc., by logging, while those who cannot read c.w. are quite content to make tea. The tea makers, however, plan to graduate to a call sign of their own, and the club offers every assistance. At every meeting a half-hour Morse class is taken by one of the licensed members, and every other week talks and demonstrations are given by G3VKZ on basic radio theory. Thus it is hoped that in time all the s.w.l.'s will hold tickets of their own. One member has already taken the R.A.E. and Peter, harmonic of G3WRY, will be doing so as soon as school exams permit.

The members are fortunate in having a really good QTH, since meetings are held in the Scout H.Q. in Church Road, Woolton. Woolton is the highest point in Liverpool, and rises to 350ft. a.s.l. This QTH is excellent for v.h.f. and u.h.f. as contacts on 4 metres have revealed. During the recent Jam-



Three of the licensed members caught by the camera. Left to right: Ken (G3WCS), Laurence (G3XGL), Tony (G3WRY).

bore On The Air, contacts on the h.f. bands included Australia and Japan, while on topband contacts were also good despite bad conditions. The antennas used for J.O.T.A. were a half-wave for 160, and dipoles for the h.f. bands. Unfortunately, the antennas cannot be left erected due to vandalism.

Besides operating from Woolton, the club also operates /A and /P such as in the recent Scout Challenge, when all members and equipment had to be transported to Maghull, north of Liverpool.

Members come from all walks of life and most are still in the process of receiving education of one sort or another. The club can obtain from within virtually all its needs either free or at trade prices. It even has its own photographer who was duly converted and now hopes to get his ticket soon. Licensed members can be heard on the air fairly regularly and when more members are licensed regular skeds are planned.

Future plans for the club include entry into as many contests as possible, and a DX-pedition to a "rare" County operating on topband and 4 metres. All prospective members are very welcome and a


fair proportion of members are not actually scouts, but are regarded as permanent visitors.

If you live in or near Liverpool, why not drop in and see the club for yourself? Meetings are held regularly on Thursdays at 8 p.m. clock time. Don't forget the address: Scout H.Q., Church Road, Woolton. See you this Thursday OM?




▲ Morse practice for two s.w.l.'s trying to reach that magic figure of twelve words per minute.

G3VKZ giving an informal lecture on how and why transmitters tick. ▶



V.F.O. for the Ten-Fifty Transmitter

A.S. CARPENTER G3TYJ



ALTHOUGH the "Ten-Fifty" Transmitter described last month is a compact and effective rig, its usefulness is limited by crystal control. Even when several crystals, differing slightly frequencywise, are available, attempts at operating may prove frustrating on a crowded band, and one soon realises that if it were possible to QSY slightly a clear channel could be found.

Circuitry

The complete circuit diagram of the v.f.o. is given in Fig. 1. The familiar Clapp configuration as adopted for such an oscillator is reliable. Excellent stability results due to heavy capacitance "swamping" and to the fact that the input and output circuits are very effectively divorced from each other.

The fundamental operating frequency range chosen is 3500—3550kc/s and the L1/VC1 combination and associated items tune this range. Coarse bandsetting is effected by capacitor C1 with trimmer TC1 providing a means of setting the LF band-edge as required to 3500kc/s. Since the effective valve oscillator anode is grid 2, the d.c. potential to this electrode is voltage stabilised at 150V which assists frequency stability.

The fundamental oscillator frequency plus harmonics appear at the valve anode proper where L2, tuned to approximately 7000kc/s is fitted. All four frequency bands, viz., 7, 14, 21 and 28Mc/s are workable from the basic v.f.o. frequency and "straight-through" operation is avoided. To counteract inevitable harmonic "tail-off" coil L3 is provided to stimulate output on "10".

Power supplies, viz., 220V d.c. at 25mA and 6.3V a.c. at 0.6A are picked up from the main "Ten-Fifty" chassis at the octal socket provided, whilst the v.f.o. signal is fed via coaxial cable—and only 3in. is required—to socket Sk1

on the Tx; screened inter-connecting cables are essential.

Constructional

Dimensions of the metal-work required are given in Fig. 2, the simple chassis matching that of the main transmitter. In the interests of stability care has been taken in positioning components, and the layout adopted and recommended is shown in Fig. 3. Tuning is accomplished via a vernier reduction drive mechanism through an insulated coupler, capacitor VC1 being rigidly held by an inverted screening "L" section; the band-edge setting capacitor TC1 is also fitted to the front panel.

All the coils are easily wound by hand and details are given in Table 1. Use of an air-cored coil former is preferred for L1 whilst L2 must be provided with a screening can. Since it is essential for all wiring to be taut and rigid 22 s.w.g. copper wire is used throughout, adequately sleeved. A single tagstrip conveniently anchors power supply leads to the rear chassis apron.

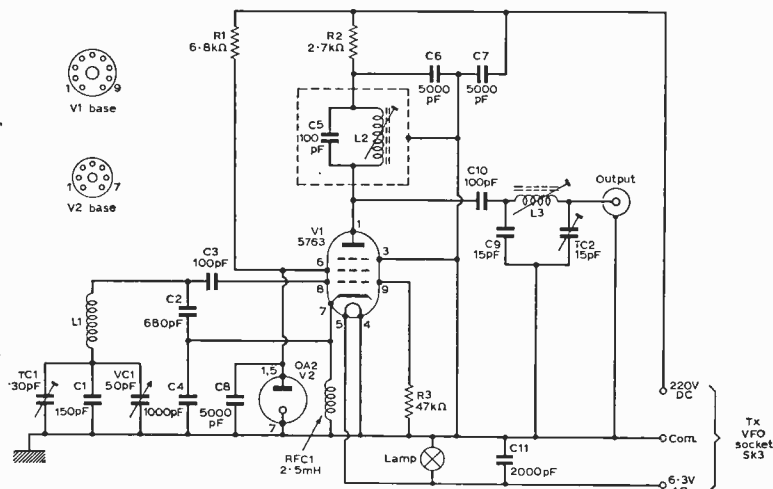


Fig. 1: Circuit diagram of the v.f.o.

BENTLEY ACOUSTIC CORPORATION LTD.

Suppliers to H.M. Government

38 CHALCOT ROAD, LONDON, N.W.1

Telephone Primrose 9099

ALL GOODS LISTED BELOW, ACTUALLY IN STOCK, ALL GOODS ARE NEW, BEST QUALITY MANUFACTURE ONLY, AND SUBJECT TO MAKERS' FULL GUARANTEE, PLEASE NOTE THAT WE DO NOT SELL ITEMS FROM USED EQUIPMENT NOR MANUFACTURERS' SECONDS & REJECTS, WHICH ARE OFTEN DESCRIBED AS "NEW AND TESTED" BUT HAVE A SHORT AND UNRELIABLE LIFE.

OA2	5/-	60W4	12/-	12AT6	4/6	90C0	34/-	DLR10	10/6	EP91	3/3	MHL06		RK34	7/8	VU120A12/		HCY34	5/-	OA95	1/9
OB2	6/-	6DS	7/6	12AT7	3/6	90CV	33/6	DM70	6/-	EP92	9/-		12/6	SP13C	12/8	VU133	7/7	HCY38	5/-	OA182	2/-
OC2	4/8	6D8	3/4	12A06	4/8	90C1	16/8	DM71	9/-	EP97	8/-	MU12/14	4/-	SP42	12/8	W42	11/0	HCY39	5/-	OA200	1/6
OD4	2/6	6ES	9/6	12A07	4/6	150B2	14/6	DW4/350	8/6	EP98	9/-	MX40	12/8	SP61	2/-	W61M	24/6	BCZ11	3/6	OA202	2/-
LA4	12/6	6F1	9/6	12A08	5/8	150C2	5/6			EP183	6/3	N7	23/3	TD14	2/-	W63	10/6	BCI07	4/6	OA210	9/6
LA5	5/-	6P6G	4/6	12A09	4/6	161	15/-	DW4/500	8/6	EP184	6/3	N78	38/4	TH4B	10/-	W76	3/6	BCI08	3/6	OA211	13/6
1A7GT	7/6	6P6M	7/6	12A17	9/8	185BT	35/-	DY86	5/8	EP189	7/6	N83	29/7	TP22	6/-	W81M	6/6	BCI13	5/6	OA2201/6	
1C1	4/9	6P12	3/3	12A18	5/6	301	20/-	DY87	5/8	EL32	3/-	N839	5/6	TP25	5/-	W101	26/2	BCI15	3/6	OA2202	9/6
1C2	7/6	6P13	3/6	12A19	5/6	302	18/6	EO87	24/-	EL33	12/6	P81	8/6	TP28	5/-	W107	80/6	BCI16	5/6	OA2203	9/6
1C3	6/6	6P14	15/6	12B07	6/-	303	15/6	EO8F	24/-	EL34	9/6	PABC80	7/6	TP2820	5/-	W127	10/6	BCI19	4/6	OA2204	9/6
1C4	4/9	6P15	10/6	12E1	17/6	305	16/6	E83F	24/-	EL35	10/-	PC86	9/9	TP86P		W229	10/-	BCI19	4/6	OA2205	9/6
1C6	10/6	6P17	12/6	12J5GT	2/6	306	13/-	E88CC	2/6	EL36	8/9	PC88	9/9	UABCB05/3	11/10	X24	16/6	BCI20	5/6	OA2206	9/6
1D5	6/-	6P18	8/6	12J7GT	6/6	307	11/9	ER10P	17/6	EL37	16/6	PC85	8/8	UAF42	9/6	X61	6/-	BFY51	4/6	OA2207/10/6	
1D6	9/6	6P23	19/6	12K1	8/6	308	15/6	EA50	7/6	EL41	9/-	PC87	5/8	UB41	10/6	X64	5/6	BFY52	5/6	OA2210	7/6
1FD1	6/-	6P24	10/6	12K7GT	6/6	1821	10/8	EA76	13/-	EL42	7/6	PC900	9/-	UBC91	9/6	X65	7/6	BFY53	4/6	OA2211	7/6
1FD9	3/3	6P25	10/6	12K8GT	7/6	5763	10/-	EABC80	6/-	EL81	8/-	PC84	6/-	UBC81	6/6	X66	5/6	BFY54	5/6	OA2212	7/6
1G6	6/-	6P28	10/6	12Q7GT	8/6	7193	10/6	EAC91	3/3	EL83	6/9	PC85	8/9	UBF80	5/6	X79M	7/9	BFY55	4/6	OA2213	7/6
1HG0T	7/-	6P32	3/6	12S47GT/6/9		7475	2/6	EA42	7/6	EL84	4/6	PC88	10/6	UBF80	5/6	X79M	7/9	BFY55	4/6	OA2214	7/6
1L4	2/6	6G6G	2/6	12R27	4/-	A1834	20/-	EAF47	7/6	EL85	7/6	PC89	9/9	UBF80	5/6	X79M	7/9	BFY55	4/6	OA2215	7/6
1LD5	5/-	6G6T	1/6	12R37	4/9	A2134	8/-	EA50	7/6	EL86	9/-	PC89	9/9	UBF80	5/6	X79M	7/9	BFY55	4/6	OA2216	7/6
1LN8	4/6	6G7G	3/6	12M7	5/-	E81	2/6	EB91	2/3	EL87	2/6	PC89	9/9	UBF80	5/6	X79M	7/9	BFY55	4/6	OA2217	7/6
1NS0T	7/6	6J5GT	4/6	12R87	3/-	ACO44	14/-	EB93	20/6	EL95	5/-	PCF82	6/-	UCH21	9/-	X101	29/1	BF173	2/6	OA2218	7/6
1P1	7/8	6J6	3/-	12R97GT/8/8		AC2PEN		EB41	7/3	EL96	13/-	PCF84	8/-	UCH21	9/-	X101	29/1	BF173	2/6	OA2219	7/6
1P10	4/9	6J7G	4/9	12R97	5/-	AC2PEN	19/8	EB41	7/3	EL96	13/-	PCF84	8/-	UCH21	9/-	X101	29/1	BF173	2/6	OA2220	7/6
1P11	5/8	6J7GT	8/6	12D4	2/-	AC2PEN	19/8	EB41	7/3	EL96	13/-	PCF84	8/-	UCH21	9/-	X101	29/1	BF173	2/6	OA2221	7/6
1R5	4/9	6K7GT	1/6	13D1	5/6	AC2PEN	19/8	EB41	7/3	EL96	13/-	PCF84	8/-	UCH21	9/-	X101	29/1	BF173	2/6	OA2222	7/6
1R4	4/9	6K7G	1/3	13D3	9/6	AC2PEN	19/8	EB41	7/3	EL96	13/-	PCF84	8/-	UCH21	9/-	X101	29/1	BF173	2/6	OA2223	7/6
1R5	3/3	6K7GT	4/6	14H7	9/6	AC2PEN	19/8	EB41	7/3	EL96	13/-	PCF84	8/-	UCH21	9/-	X101	29/1	BF173	2/6	OA2224	7/6
1T2	3/4	6K8G	3/6	14H7	9/6	AC2PEN	19/8	EB41	7/3	EL96	13/-	PCF84	8/-	UCH21	9/-	X101	29/1	BF173	2/6	OA2225	7/6
1T4	2/6	6K8GT	7/6	18	12/6	AC2PEN	19/8	EB41	7/3	EL96	13/-	PCF84	8/-	UCH21	9/-	X101	29/1	BF173	2/6	OA2226	7/6
1U4	5/8	6L1	19/6	18	12/6	AC2PEN	19/8	EB41	7/3	EL96	13/-	PCF84	8/-	UCH21	9/-	X101	29/1	BF173	2/6	OA2227	7/6
1U5	5/8	6L1GT	7/6	19A05	5/-	AC2PEN	19/8	EB41	7/3	EL96	13/-	PCF84	8/-	UCH21	9/-	X101	29/1	BF173	2/6	OA2228	7/6
2A7	12/6	6L18	7/6	20D1	13/-	AC2PEN	19/8	EB41	7/3	EL96	13/-	PCF84	8/-	UCH21	9/-	X101	29/1	BF173	2/6	OA2229	7/6
2D13C	7/6	6L19	19/6	20D4	20/5	AC2PEN	19/8	EB41	7/3	EL96	13/-	PCF84	8/-	UCH21	9/-	X101	29/1	BF173	2/6	OA2230	7/6
2D21	5/6	6L20	8/6	20F2	11/6	AC2PEN	19/8	EB41	7/3	EL96	13/-	PCF84	8/-	UCH21	9/-	X101	29/1	BF173	2/6	OA2231	7/6
2X2	3/6	6N7GT	7/6	20L1	13/6	AC2PEN	19/8	EB41	7/3	EL96	13/-	PCF84	8/-	UCH21	9/-	X101	29/1	BF173	2/6	OA2232	7/6
3A4	3/6	6P25	12/6	20P1	17/6	AC2PEN	19/8	EB41	7/3	EL96	13/-	PCF84	8/-	UCH21	9/-	X101	29/1	BF173	2/6	OA2233	7/6
3A5	3/6	6P25	12/6	20P3	18/6	AC2PEN	19/8	EB41	7/3	EL96	13/-	PCF84	8/-	UCH21	9/-	X101	29/1	BF173	2/6	OA2234	7/6
3B7	5/6	6P26	12/6	20P4	17/6	AC2PEN	19/8	EB41	7/3	EL96	13/-	PCF84	8/-	UCH21	9/-	X101	29/1	BF173	2/6	OA2235	7/6
3D6	3/9	6P28	25/6	20P5	17/6	AC2PEN	19/8	EB41	7/3	EL96	13/-	PCF84	8/-	UCH21	9/-	X101	29/1	BF173	2/6	OA2236	7/6
3Q4	5/3	6Q7G	5/6	22A6G	7/6	AC2PEN	19/8	EB41	7/3	EL96	13/-	PCF84	8/-	UCH21	9/-	X101	29/1	BF173	2/6	OA2237	7/6
3Q6GT	6/6	6Q7GT	9/6	22B6G	2/6	AC2PEN	19/8	EB41	7/3	EL96	13/-	PCF84	8/-	UCH21	9/-	X101	29/1	BF173	2/6	OA2238	7/6
3R4	4/9	6R7G	5/6	22Y6	6/6	AC2PEN	19/8	EB41	7/3	EL96	13/-	PCF84	8/-	UCH21	9/-	X101	29/1	BF173	2/6	OA2239	7/6
3V4	5/6	6A7GT	7/6	22Y6G	6/6	AC2PEN	19/8	EB41	7/3	EL96	13/-	PCF84	8/-	UCH21	9/-	X101	29/1	BF173	2/6	OA2240	7/6
4D1	3/9	6R7G	7/9	22Z4G	6/3	AC2PEN	19/8	EB41	7/3	EL96	13/-	PCF84	8/-	UCH21	9/-	X101	29/1	BF173	2/6	OA2241	7/6
5R4G	9/9	6H3T	3/6	22Z5	7/6	AC2PEN	19/8	EB41	7/3	EL96	13/-	PCF84	8/-	UCH21	9/-	X101	29/1	BF173	2/6	OA2242	7/6
5U4G	4/9	6J5T	7/6	22Z6G	8/6	AC2PEN	19/8	EB41	7/3	EL96	13/-	PCF84	8/-	UCH21	9/-	X101	29/1	BF173	2/6	OA2243	7/6
5V4G	8/9	6K7G	6/6	22Z7	8/6	AC2PEN	19/8	EB41	7/3	EL96	13/-	PCF84	8/-	UCH21	9/-	X101	29/1	BF173	2/6	OA2244	7/6
5Y4GT	5/9	6N7GT	4/9	30C15	13/6	AC2PEN	19/8	EB41	7/3	EL96	13/-	PCF84	8/-	UCH21	9/-	X101	29/1	BF173	2/6	OA2245	7/6
5Z3	7/6	6N7GT	4/6	30C17	13/6	AC2PEN	19/8	EB41	7/3	EL96	13/-	PCF84	8/-	UCH21	9/-	X101	29/1	BF173	2/6	OA2246	7/6
5Z4G	7/6	6N7GT	4/6	30C18	9/6	AC2PEN	19/8	EB41	7/3	EL96	13/-	PCF84	8/-	UCH21	9/-	X101	29/1	BF173	2/6	OA2247	7/6
6/30L2	12/6	6R8T	2/6	30F6	11/6	AC2PEN	19/8	EB41	7/3	EL96	13/-	PCF84	8/-	UCH21	9/-	X101	29/1	BF173	2/6	OA2248	7/6
6A8G	7/6	6R7G	12/6	30FL1	15/6	AC2PEN	19/8	EB41	7/3	EL96	13/-	PCF84	8/-	UCH21	9/-	X101	29/1	BF173	2/6	OA2249	7/6
6A7	3/6	6U6G	5/6	30FL12	15/6	AC2PEN	19/8	EB41	7/3	EL96	13/-	PCF84	8/-	UCH21	9/-	X101	29/1	BF173	2/6	OA2250	7/6
6A8	5/6	6U7G	7/6	30FL14	12/6	AC2PEN	19/8	EB41	7/3	EL96	13/-	PCF84	8/-	UCH21	9/-	X101	29/1	BF173	2/6	OA2251	7/6
6A7S	5/6	6V6G	3/6	30L1	6/-	AC2PEN	19/8	EB41	7/3	EL96	13/-	PCF84	8/-	UCH21	9/-	X101	29/1	BF173	2/6	OA2252	7/6
6K6	4/6	6V6GT	3/6	30L15	14/6	AC2PEN	19/8	EB41	7/3	EL96	13/-	PCF84	8/-	UCH21	9/-	X101	29/1	BF173	2/6	OA2253	7/6
6K6	6/-	6X6	4/6	30L16	14/6	AC2PEN	19/8	EB41	7/3	EL96	13/-	PCF84	8/-	UCH21	9/-	X101	29/1	BF173	2/6	OA2254	7/6
6A7S	5/6	6X6GT	2/6	30P4M		AC2PEN	19/8	EB41	7/3	EL96	13/-	PCF84	8/-	UCH21	9/-	X101	29/1	BF173	2/6	OA2255	7/6
6A5	2/6	6Y6	12/6	30P4M		AC2PEN	19/8	EB41	7/3	EL96	13/-	PCF84	8/-	UCH21	9/-	X101	29/1	BF173	2/6	OA2256	7/6
6AM4	16/6	7A7	12/6	30P12	13/6	AC2PEN	19/8	EB41	7/3	EL96	13/-	PCF84	8/-	UCH21	9/-	X101	29/1	BF173	2/6	OA2257	7/6
6AM5	7/6	7AN7	6/6	30P19	12/3	AC2PEN	19/8	EB41	7/3	EL96	13/-	PCF84	8/-	UCH21	9/-	X101	29/1	BF173	2/6	OA2258	7/6
6AM6	3/3	7B7	7/6	30CL1	15/6	AC2PEN	19/8	EB41	7/3	EL96	13/-	PCF84	8/-	UCH21	9/-	X101	29/1	BF173	2/6	OA2259	7/6
6A7S	5/6	7B7																			

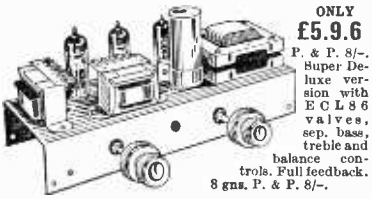
TRANSISTOR STEREO 8+8



A really first-class Hi-Fi Stereo Amplifier Kit. Uses 14 transistors giving 8 watts push-pull output per channel (16 W mono). Integrated pre-amp with Bass, Treble and Volume controls. Suitable for use with Ceramic or Crystal cartridges. Output stage for any speakers from 3 to 15 ohms. Compact design, all parts supplied including drilled metal work, C/R-Kit board, attractive front panel, knobs, wire, solder, nuts, etc.—no extras to buy. Simple step by step instructions enable any constructor to build an amplifier to be proud of.

Brief Specification: Freq. response 4.3 db 20-20,000 c/s. Bass boost approx. to -12db. Treble cut approx. to -13db. Negative feedback 18 db over main amp. Power requirements 25 V at 0.6 AMP.

STEREO AMPLIFIER
Incorporating 2 ECL86s and 1 EZ80, heavy duty, double wound mains transformer. Output 4 watts per channel. Full tone and volume controls. Absolutely complete.



ONLY £5.96
P. & P. 8/-
Super Deluxe version with ECL86 valves, sep. Bass, Treble and balance controls. Full feedback. 8 gns. P. & P. 8/-.

HIGH GAIN 4 TRANSISTOR PRINTED CIRCUIT AMPLIFIER KIT Type TA1


- Peak output in excess of 1 1/2 watts.
- All standard British components.
- Built on printed circuit panel size 6 x 3in.
- Generous size Driver and Output Transformers.
- Output transformer tapped for 3 ohm and 15 ohm speakers.
- Transistors (GET114 or 81 Mullard OC81D and matched pair of OC81 o/p).
- 9 volt operation.
- Everything supplied, wire, battery clips, sockets etc.
- Comprehensive easy to follow instructions and circuit diagram 2/6 (Free with Kit). All parts sold separately. **SPECIAL PRICE 45/-**, P. & P. 3/-.

Also ready built and tested, 52/6. P. & P. 3/-.



FM/AM TUNER HEAD

Beautifully designed and precision engineered by Dornier & Wadsworth Ltd. Supplied ready fitted with twin 00005 tuning condenser for AM connection. Prealigned FM section covers 86-102 Mc/s. I.F. output 10.7 Mc/s. Complete with ECL86s (6L12) valve and full circuit diagram of tuner head. Another special bulk purchase enables us to offer these at 27/6 each. P. & P. 3/-.



MATCHED PAIR AM/FM I.F.'s. Comprising 1st I.F. and 2nd I.F. discriminator (465 Kc/s/10.7 Mc/s). Size 1 1/4 x 2 1/2 in. H. Will match above tuner head. 11/- pair. P. & P. 2/-.

GORLER P.M. TUNER HEAD. 88-100 Mc/s/10.7 Mc/s. I.F. 15/- pair 2/6 P. & P. ECL86s valves, 8/6 extra.

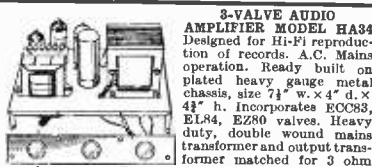
S.T.C. SILICON AVALANCHE HALF-WAVE RECTIFIERS. Type RAS. 508 AF. 6 amps. 960 P.I.V. 1in. long x 1/2 in. dia. approx. List 50/-. OUR PRICE 3/6 Post Free.

SPECIAL OFFER! PLESSEY TYPE 29 TWIN TUNING GANG. 400 pf/146 pf. Fitted with trimmers and 5:1 integral slow motion. Suitable for nominal 470 Kc/s. I.F. Size approx 2 1/2 x 1 1/2 in. ONLY 8/6. P. & P. 2/6.

FEW ONLY! SIEMENS MINIATURE RELAYS. D.P.O.C. Gold plated contacts. Size approx. 1 1/2 x 1 1/2 in. 6 V at 30 ma. ONLY 15/-. P. & P. 1/6.

NEON A.C. MAINS INDICATOR. For panel mounting, cut out size 1 1/2 x 1 1/2 in. deep inc. terminal. White case with lens giving brighter light. For mains 200/250V. 2/6 each. P. & P. 6d. (6 or more post free).

VIBRATORS. Large selection of 2, 4, 6, 12, 24 and 32 Volt. Non-synch. 8/6; Synch. 10/-. P. & P. 1/6 per vibrator. S.A.E. with all enquiries.



8-VALVE AUDIO AMPLIFIER MODEL HA34
Designed for Hi-Fi reproduction of records. A.C. Mains operation. Ready built on plated heavy gauge metal chassis, size 7 1/2" w. x 4" d. x 4 1/2" h. Incorporates ECC83, EL84, EZ80 valves. Heavy duty, double wound mains transformer and output transformer matched for 3 ohm speaker, separate Bass, Treble and volume controls. Negative feedback line. Output 4 1/2 watts. Front panel can be detached and leads extended for remote mounting of controls. Complete with knobs, valves, etc., wired and tested for only 24/6. P. & P. 6/-.

HSL "FOUR" AMPLIFIER KIT. Similar in appearance to HA34 above but employs entirely different and advanced circuitry. Complete set of parts, etc. 79/6. P. & P. 6/-.

10/14 WATT HI-FI AMPLIFIER KIT
A stylishly finished monaural amplifier with an output of 14 watts from 2 ECL84s in push-pull. Super reproduction of both music and speech, with negligible hum. Separate inputs for mike and gram allow records and announcements to follow each other. Fully shrouded section wound output transformer to match 3-15 oh speaker and 2 independent volume controls, and separate bass and treble controls are provided giving good lift and cut. Valve line-up 2 EL84s, ECC83, EF86 and EZ80 rectifier. Simple instruction booklet 2/6 (Free with parts). All parts sold separately, ONLY 27.9.6. P. & P. 8/6. Also available ready built and tested complete with std. inlet sockets, 28.5.0. P. & P. 8/6.

MAINS TRANSFORMER. For transistor power supplies. Pri. 200/240v. Sec. 9-0-9 at 500 ma. 11/-, P. & P. 2/6. Pri. 200/240v. Sec. 12-0-12 at 1 amp. 14/6. P. & P. 2/6.

MAIN TRANSFORMER. For transistor power supplies. Tapped pri. 200/250v. Sec. 40-0-40 at 1 amp (with electrostatic screen) and 6-3v. at 5 amp for dial lamps etc. Drop thro' mounting. Stack size 1 1/2 x 3 1/2 in. 27/6. P. & P. 4/6.

MATCHED PAIR OF 2 1/2 WATT TRANSISTOR DRIVER AND OUTPUT TRANSFORMERS. Stack size 1 1/2 x 1 1/2 x 3/4 in. Output trans. tapped for 3 ohm and 15 ohm output. 10/- pair plus 2/- P. & P.

PARMEKO 7-10 watt OUTPUT TRANSFORMERS to match pair of ECL82's in push-pull. Sec. tapped 3-7.5, 7.5 and 15 ohm. Stack size 2 1/2 x 1 1/2 in. approx. ONLY 12/-. P. & P. 3/-.

7-10 watt OUTPUT TRANSFORMERS to match pair of ECL86's in push-pull to 3 ohm output. ONLY 11/-, P. & P. 2/6.

10-12 watt OUTPUT TRANSFORMERS. Size 2 1/2 x 2 in. Clamp fitting. For two EL54's in push-pull. State 3 or 15 ohm impedance. 12/6. P. & P. 2/6.

ACOS HIGH IMPEDANCE CRYSTAL STICK MIKES. Listed at 42/-. Our price 21/-. P. & P. 1/6.

ACOS CRYSTAL MIKES. High imp. For desk or hand use. High sensitivity, 18/6. P. & P. 1/6.

SPECIAL OFFER! MOVING COIL MIKE. fitted on/off switch for remote control. High quality. High or Low impedance. (State imp. req'd.) BARGAIN PRICE 30/-. P. & P. 2/6.

PRICES

Amplifier Kit	£9.10.0	P. & P. 4/6
Built and Tested	£12.10.0	P. & P. 4/6
Power Pack Kit	£2.10.0	P. & P. 4/-
Built and Tested	£3. 0.0	P. & P. 4/6
Cabinet (as illus.)	£2.10.0	P. & P. 5/6

(Special offer—£14.10.0. Post Free if all above kits ordered at same time or can be supplied built and tested for £18.0.0 Post Free). Circuit diagram, construction details and parts list (free with kit) 1/6 (S.A.E.).



HUGE PURCHASE! E.M.I. 4-SPEED PLAYER
Heavy 8 1/2 in. metal turntable. Low flutter performance 200/250 V. shaded motor (90 v. tap). Complete with latest type lightweight pick-up arm and mono cartridge with t/o stylus for LP/78. LIMITED NUMBER ONLY 63/-. P. & P. 6/6.

4-SPEED RECORD PLAYER BARGAINS
Mains models. All brand new in maker's packing. E.M.I. MODEL 999 Single Player with unit mounted pick-up arm and mono cartridge. £5.5.0
B.S.R. UA25 Changer with mono cartridge. £6.7.6
All plus Carriage and Packing 6/6.

LATEST GARRARD MODELS. All types available 1000, SP25, 3000, AT60 etc. Send S.A.E. for latest Bargain Prices!

LATEST B.S.R. X3M MONO COMPATIBLE CARTRIDGE
With turnover sapphire stylus suitable for playing 78, EP, LP and Stereo records with mono equipment. ONLY 22/6. P. & P. 1/6.

SONOTONE 9TAC compatible Stereo Cartridge with diamond stylus 50/-, P. & P. 1/6 each.

QUALITY RECORD PLAYER AMPLIFIER
A top-quality record player amplifier employing heavy duty double wound mains transformer, ECC83, EL84, EZ80 valves. Separate Bass, Treble and Volume controls. Complete with output transformer matched for 3 ohm speaker. Size 7" w. x 3" d. x 6" h. Ready built and tested. PRICE 75/-. P. & P. 6/-.

ALSO AVAILABLE mounted on board with output transformer and speaker ready to fit into cabinet below. PRICE 97/6. P. & P. 7/6.

DE LUXE QUALITY PORTABLE R/P CABINET
Uncut motor board size 14 1/2 x 12 in. clearance 2 in. below, 5 1/2 in. above. Will take above amplifier and any B.S.R. or GARRARD autochanger or Single Player unit (except AT90 and SP25). Size 18 x 15 x 5 in. PRICE £39.8.0. P. & P. 9/6.

VYNAIR AND REKINE SPEAKER AND CABINET FABRICS

app. 5 1/2 in. wide. Usually 35/- yd., our price 18/6 yd. length. P. & P. 2/6 (min. 1 yd.). S.A.E. for samples.

BRAND NEW 3 OHM LOUSPEAKERS
5in. 14/- 6 1/2 in. 18/6; 8in. 27/-; 7 x 4 in. 18/6; 10 x 6 in. 27/6. E.M.I. 8 x 6 in. with high flux magnet 21/-, E.M.I. 13 1/2 x 8 in. with high flux ceramic magnet 42/- (15 ohm 45/-), P. & P. 5in. 2/-, 6 1/2 in. 3/6, 10 x 12 in. 3/6 per speaker.

BRAND NEW 12 in. 15w. H/D SPEAKERS, 8 or 15 ohm. Current production by well-known British maker. Offered below list price at 89/6. P. & P. 5/-. Guitar models: 25w. 5.5.0; 35w. 28.8.0.

E.M.I. 3 1/2 in. HEAVY DUTY TWEETERS. Powerful ceramic magnet. Available in 3, 8 or 15 ohms. 15/-, P. & P. 2/6. 12 in. "RAY" TWIN CONE LOUSPEAKER. 10 watts peak output. 3 or 15 ohm. 35/-, P. & P. 3/6.

35 OHM SPEAKERS

3 1/2 in. 12/6; 7 x 4 in. 21/-, P. & P. 2/- per speaker.

HARVERSON SURPLUS CO. LTD.
170 HIGH ST., MERTON, S.W.19 01-540 3985
Open all day Saturday Early closing Wednesday, 1 p.m.
A few minutes from South Wimbledon Tube Station. (Please write clearly)
OVERSEAS P. & P. CHARGED EXTRA. S.A.E. with all enquiries

All items previously advertised available. Huge Hi-Fi and Component stocks at all branches.



- ★ LONDON (MUS 2639)
10 Tottenham Court Road
- ★ PORTSMOUTH (Tel. 22034)
350-352 Fratton Road
- ★ SOUTHAMPTON
(Tel. 25851)
- 72 East Street
★ BRIGHTON (Tel. 23975)
- 6 Queen's Road
all mail order Brighton

FANTASTICALLY POPULAR TAPE ★

We offer you fully tensilised polyester/nylon and P.V.C. tapes of identical quality hi-fi, wide range recording characteristics as top grade tapes. Quality control manufacture. They are truly worth a few more coppers than acetate sub-standard, jointed or cheap imports. **TRY ONE AND PROVE IT YOURSELF.**

Standard Play		LONG PLAY	
3in. 150ft.	2/3	3in. 225ft.	2/9
4in. 300ft.	4/6	4in. 450ft.	5/6
5in. 600ft.	7/6	5in. 900ft.	10/6
5 1/2 in. 900ft.	10/6	5 1/2 in. 1,200ft.	13/-
7in. 1,200ft.	12/6	7in. 1,500ft.	18/6
Double Play		Triple Play	
3in. 300ft.	4/-	4in. 900ft.	13/-
4in. 600ft.	8/-	5in. 1,800ft.	25/-
5in. 1,200ft.	15/-	5 1/2 in. 2,400ft.	34/-
5 1/2 in. 1,800ft.	19/6	7in. 3,600ft.	44/-
7in. 2,400ft.	27/-	3in. Quadruple Play 8/6	

Postages 1/- reel.
Post Free less 5% on three reels.
Quantity and Trade enquiries invited.
NOTE. Large tape stocks at all branches.

Please mention

PRACTICAL WIRELESS

When Replying To Advertisements

Proof of operation is readily found by inserting a test meter adjusted to read 0—50mA in circuit on the "hot" side of L2 when at switch-on a reading of approximately 15mA should be obtained; V2 should also be seen to glow. By disturbing the grid circuit of V1 in some way—short-circuiting L1 momentarily for example—should cause the meter pointer to swing smartly to a higher reading immediately falling back when the temporary short is removed. If, however, it is found that the meter indicates a steady current of say 35—40mA during the test it is clear that the circuit is not oscillating and before proceeding a circuit and component check must be made. When the circuit is functioning correctly the external meter may be transferred to V2 and when connected between pin 7 and chassis should show a reading of around 10mA when power is applied.

Checking

The station receiver is then switched on and tuned to 3500kc/s precisely with the aid of a frequency marker. With the v.f.o. dial set to "100" and the vanes of VC1 fully engaged, TC1 is carefully adjusted until the signal is detectable on the receiver; the v.f.o. signal should also appear at approximately 3550kc/s when VC1 is tuned to the other end of its travel. If excessive frequency coverage results, this may be reduced by inserting a fixed value capacitor in series with VC1 and if it is not possible to tune down to 3500kc/s, a small capacitor connected across C1 may do the trick. To adjust L2 the receiver is tuned to 7050kc/s and the v.f.o. signal sought. Using the receiver "S" meter as a guide, the coil of L2 may be adjusted for maximum deflection. Due to the interconnecting cable, coil L3 cannot be adjusted until both v.f.o. and transmitter are connected.

With both units connected the transmitter band-switch is set to "10", the key inserted in its jack socket and the panel meter switch set to show grid current. The transmitter function switch is then moved to "Net" and the key depressed whereupon the drive control is set to show maximum meter deflection. Coil L3 and trimmer TC2 may then be carefully adjusted to increase the current indication and some 4mA of drive should be obtainable, although this is more than normally required. A similar amount of drive should also be present when the transmitter band-switch is set to the other bands covered.

TABLE 1—COIL DETAILS

Coil	Turns	Wire	SWG	Former dia. (inches)	Core	Remarks
L1	26	enamel	22	1.0	Air	Close-wound. Former length = 1.25in.
L2	22	d.s.c.	36	0.25	Iron	Close-wound. Screened
L3	8	enamel	30	0.25	Iron	Close-wound

Winding details for the inductors.

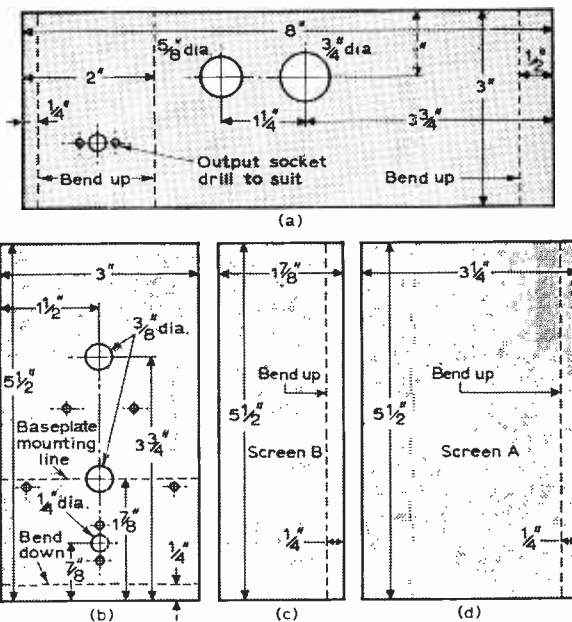
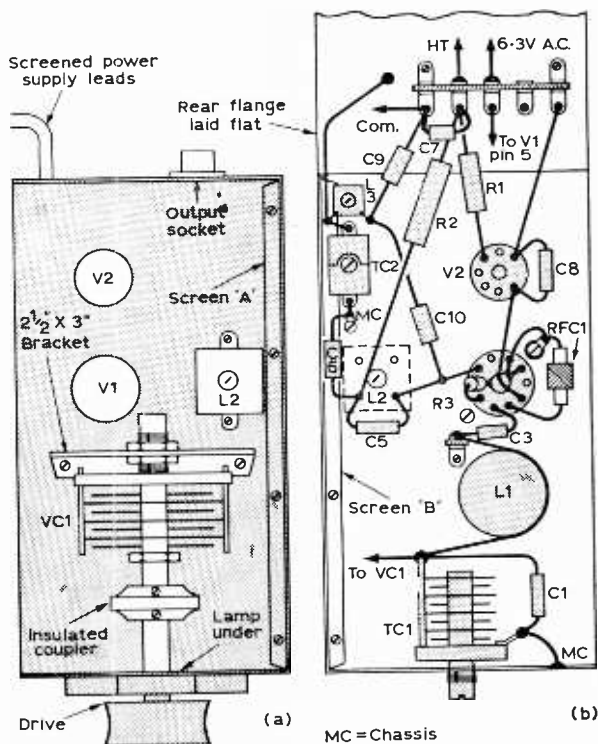


Fig. 2 (above): Drilling details and dimensions for (a) chassis, (b) bracket for VC1, (c) screen B, (d) screen A.

Fig. 3 (below): Layout and wiring of components above and below chassis.



With the v.f.o. complete, the idea of integrating the two units should be considered. In the interests of t.v.i. elimination a metal case is required; it is also essential to fit vertical screens between the v.f.o. and Tx units, extended to shield both above and below chassis items from each other.

Two sheets of 16 s.w.g. aluminium each 12 × 8in. will provide enough metal for the main case shell whilst a further section will serve as a base-plate. The base-plate—to which rubber feet are fitted—is easily secured to the chassis undersurface flanges provided using self-tapping screws. The case and panels are grey-lacquered with legends applied using transfers.

After checking the v.f.o. for drift its dial may be made more useful if a set of band calibration curves are drawn up on graph paper using as a reference a Crystal-marker/Receiver combination. It may also be additionally interesting to note that the "Ten-Fifty" Transmitter may be made a 5-band affair to include "80". This may be done by increasing the tank coil windings to 32, fitting an additional coil to the 6CH6 anode assembly and making S1 a two-pole, six-way rotary type switch with one of the "ways" blanked off. Adequate drive is obtainable although a poor or chirpy note may result due to "straight through" working. ■

Note. A licence is required to operate the 10-50 transmitter and v.f.o. Details are obtainable from Radio Service Branch, G.P.O. Headquarters Building, St. Martins le Grande, London, E.C.1.

AUDIO FAIR 1968 —continued from page 175

endless loop tape cassette facility etc. Models 713, 713H and 715 are mono types and models 702, 702H, 722, 722H, 704 and 724 are stereo models.

From Philips comes the model PRO 12 recorder designed for hi-fi enthusiasts who want something more than the ordinary domestic recorder, and professional people who want a recorder for studio applications. It is a two-speed machine (3½ and 7½ i.p.s.) which can be operated either vertically or horizontally and is suitable for twin-track mono or twin-track stereo recordings. Price is 180gns. Also from Philips comes the stereo player N2500. This unit has preamp output which can be fed through a hi-fi amplifier to provide full stereo reproduction. The price was not fixed at the time of going to press.

PICK-UP CARTRIDGES, LOUD-SPEAKERS AND TURNTABLES

There were many new products on show, especially in pick-up cartridges. Cosmocord displayed an improved version of their Acos Cosmocord; including the Acos stylus pack. Latest of the Decca Mark 4 pick-up cartridges was the FFSS 4RC which was being demonstrated, and priced at 16 gns. On display by Shure was the M75E-95G Gard-a-Matic Hi-track cartridge, which we understand has been designed specifically for use with the Garrard SL95 turntable. Various other new models on show by Shure Electronics, including the M31E and M32E, both with bi-radial elliptical stylus.

Kef Electronics' new addition to their range of loudspeaker systems was the Concerto, a three speaker system in an enclosure measuring 28 × 17 × 12in. Maximum audio input 25 watts r.m.s. 50 watts music rating with a frequency response of 30-30,000c/s.

The Lowther range has been augmented by the PM6 MK1, which has an entirely new diaphragm

★ components list

Capacitors:

C1	150pF s.m.	C10	100pF s.m.
C2	680pF s.m.	C11	2000pF ceramic
C3	100pF s.m.	TC1	30pF trimmer type C801
C4	1000pF s.m.		
C5	100pF s.m.	TC2	15pF ceramic trimmer
C6	5000pF ceramic		
C7	5000pF ceramic	VC1	50pF variable (Wavemaster)
C8	5000pF ceramic		
C9	15pF s.m.		

Resistors:

R1	6·8kΩ 5W
R2	6·8kΩ 5W
R3	47kΩ 1W

Valves:

V1	5763
V2	OA2

Coils:

See text

Miscellaneous:

B9A valveholder with skirt and can; B7G valveholder; panel lamp and lens; insulated coupler; tagstrip; two coil formers—0·25in. (one with screening can); coil former 1in. diameter; coax socket; 2·5mH r.f.c.; I.O. plug; vernier drive—Eagle, type T502; aluminium for case, chassis, etc.

assembly, giving an all-round improved performance.

EMI were offering matched loudspeaker sets, complete and ready for enclosures. They came in seven different sizes ranging from the "250", with a 5in. "woofer" designed for a 0·4 cu.ft. enclosure, up to the "950", with a 19 × 14in. "woofer" for a 4 cu.ft. enclosure. The photograph shows the "750" matched loudspeaker set, suitable for a 2·5 cu.ft. enclosure, which comprises a bass, mid-range, and two high-frequency tweeters. The "750" has a frequency response of 20-20,000c/s.

Amongst the new range from Garrard were the SL75, SL65, AP75 and 3500. Models SL95 and SL75 are automatic transcription turntables, and SL65 a high quality automatic turntable. Model AP75 is a moderately-priced single record playing unit fitted with a four-pole induction motor. Model 3500 is a moderately-priced automatic turntable, featuring a low mass pick-up arm for use with high compliance pick-up cartridges.

As an extension to their range of automatic turntables BSR introduced the UA75. Additional refinements, exclusive to the UA75 over their earlier models, include a heavy cast non-magnetic machined turntable. A muting switch provides complete silence during the record changing cycle and a "pop" filter suppresses switch arcing when the unit shuts off. It also has manual facilities and alternative spindles are provided.

Lustraphone had several new microphones on show. In their Series Four, these included the 4-20 multi-impedance omni-directional moving coil; 4-30 multi-impedance hyper-cardioid moving coil; 4-50 professional multi-impedance dual ribbon studio quality with noise cancelling (for the first time).

Amongst the host of microphones on show AKG (Politechnica Ltd.) were showing the D200, a cheap version of their earlier model D202. Also appearing for the first time was the D224, a microphone for the professional user of the dynamic cardioid type. AKG also displayed the K20 and K60 moving coil headphones, suitable for stereo listening. ■

Broadway ELECTRONICS

GARRARD 4 SPEED DECKS
 Autochangers: Model 3000, with cartridge, £9.9.0. Model 2000, with cartridge, £8.8.0. Model 1000, with cartridge, £7.7.0. SP25 Mk.II, less cartridge, £11.19.6. AT60 Mk.II, less cartridge, £12.19.6. P. & P. all changers 7/6.

The 'EDE' TEAK FINISH WOODEN PLINTH
 Size 14" x 12" x 3 1/2". Cutout for Garrard 1000, 2000, 3000. AT60, SP25. Record Decks (less cover) £2.15.0. P. & P. 6/6.

CARTRIDGES:
 GP83 15/-, Reuter STD/2 17/6. GP91/1 20/-. Mono Sonotone, 2T88 15/-. Acos, GP87 15/-. TCS less carrier 18/6. P. & P. 1/- each.

MICROPHONES:
 Xtal Hand Mikes.
 BM3 and 200C 35/-. P. & P. 2/6. Stand for same 12/6. P. & P. 2/-.
 ACOS Mike 46, 21/-. ACOS Mike 40 18/6. Dyn. Mike DM-391 22/6. CM21 Xtal 12/6. CM20 Xtal 8/6. Magnetic Hm 63" with remote control switch 15/-. Telephone Pick-up 10/6. P. & P. 1/-.
 Xtal Label Mike 7/6. Guitar Mike 12/6. P. & P. 1/-.

BARGAINS IN TRANSISTORS:
 AC127, AP114, 115, 116, 117, 118, 119. OC169, 170, 171, 172, 200, 202, 203, 204. AC120, ACY40, ACY17, AP212, BOY10, 12, 33, 34, 38, 39, BFY60, 61, 62, 90, 5/6 each. P. & P. 6d.
 OA202 1/3. P. & P. 6d. OAZ200, 208, 5/6. P. & P. 6d. OCF2, 75, 82, 83, AAZ12, BY28, BCZ11, 3/6. OC71, 81, 3/-.
 R.F. Packs 1 OC44, 2 OC45 8/6. A.P. Packs 1 OC81D, 2 OC81 (Mullard), 8/6. GET113, Red Spot 2/-, OC26, 28, 29 9/6. ORP12 Light Coll 8/6. Diodes OA81 2/3. OA91, OA95 1/9. P. & P. 1/-.

TRANSISTOR ELECTROLYTICS:
 1, 2, 4, 5, 8, 10, 16, 25, 32, 50, 100 mfd 15 volt working 1/6. P. & P. 1/-.
 250 mfd DC 3/-, 500 mfd 12v DC 3/-. 500 mfd 25v DC 3/6. P. & P. 1/-.

RESISTORS: 1 watt 10% from 4.7 ohm to 10 meg 5d. each, 4/- doz. P. & P. 1/- (minimum order 2/6).
PAPEE CONDENSERS for Cross-Over Units 2 mfd 2/6. P. & P. 1/-.


FERRUX RODS. 6" x 1/4", 2/-; 6" x 5/16", 2/6; 4 1/2" x 1/4", 2/-; 6" x 3/8", 2/6; 8" x 1/2", 3/-; P. & P. 1/- each.
FERRUX RODS WITH COILS. 4 1/2" x 1/4", 3/6; 8" x 1/16", 5/6. P. & P. 1/- each.

PIANO KEY PUSH BUTTON SWITCHES. 7 button. inc. mains on off. 6 banks of 6 P.C.O. 5/6. P. & P. 1/-.

SPEAKER SYSTEMS

THE CAXTON COLUMN

This is a column cabinet. Size 22 1/2" x 5 1/2" in. fitted with 3 speakers. This will handle 8 watts and will improve the quality of any tape recorder, or record player. Finished in wood grain cloth and sandstone Vynair. A real bargain at 59/6 plus 10/6 P. & P.



THE MILTON. A Hi-Fi Bookcase Cabinet. Size 9 x 5 x 6 in. with 5 in. speaker. Finished in Teak cloth with bold silk front. 30/-. P. & P. 3/6.



THE STEREO. A superior extension cabinet fitted with two 7 x 4 in. speakers. Size 16 x 9 x 8 1/2 in. Finished in fawn Vynair with natural teak ends. £3. P. & P. 5/-.



THE IMP. Extension Speaker Cabinet. Wedge shaped, size 7 1/2 x 6 1/2 in. fitted with 7 x 4 in. speaker. Covered with attractive walnut with fawn Vynair front. Key-hole slot in back. Only 25/6. Post 2/6. Note: All cabinets new and made with 1/4 in. chipboard. All speakers ex TV reconitioned hi flux magnet. All carefully tested before despatch.

HAYDON SPEAKER SYSTEM. Size 16 1/2 x 15 x 7 1/2 in. fitted 12 in. speaker and volume control. Fabric covered. £4.17.6 P. & P. 10/-.

Stockists of ● Eagle Products ● Goodmans ● W.B. ● Wharfedale ● Bakers ● Tripletone ● Linear. All makes of amplifiers and speakers supplied. S.A.E. please. Trade terms to bona fide dealers.

SPEAKER ENCLOSURES

Tony Corner Cabinet 20 x 10 x 7 in. takes 10 x 6 in speaker covered in Rexine and Vynair, 45/-. P. & P. 7/6.
 Haydon, 16 1/2 x 15 x 7 1/2 in. fabric covered suitable for 12 in. speaker, 45/-. P. & P. 9/-.
 Table top or wall mounting enclosure for 13 1/2 x 8 in. speakers 37/6. P. & P. 6/-.
 Corner Cabinet in natural teak finish for 13 1/2 x 8 in. speaker also cut out for tweeter, £3.15.0. P. & P. 8/6.
 Hi-Fi Bookshelf speaker enclosure foam lined, cabinet size 10 1/2 x 5 1/2 x 7 1/2 in. Teak finish, £3.0.0. P. & P. 8/6.

Wooler for above £3.0.0. P. & P. 2/6. Tweeter 12/6. P. & P. 1/6. Condenser for crossover 2/6. Terminals 2/6 pair. P. & P. 1/-.

SPEAKERS:
 Eiac Heavy duty Ceramic Magnets 11,000 line, 10 in. round 10 x 6 in. 3 ohm or 15 ohm, 48/6. P. & P. 3/6. 8 in. round 15 or 3 ohm, 42/6. P. & P. 3/6. E.M.I. 13 x 8 in. 15 or 3 ohm, 42/6. P. & P. 3/6. E.M.I. Tweeter, 15/-, P. & P. 1/6. Bakers 12 in. 20 watt 15 ohm, £5.5.0. P. & P. 3/6. 8 x 5 in. Elliptical 30 ohm 30/-, P. & P. 3/6. 5 in. round 30 ohm 17/6. P. & P. 2/6. 5 x 3 in. 15 ohm 17/6. P. & P. 2/6. 7 x 4 in. 35 ohm, 22/6. P. & P. 2/6. All other speakers supplied — Goodmans, Bakers, W.B., Wharfedale, Eagle, Tripletone.

PYE TV REMOTE CONTROL UNITS. Grey and Red plastic case. 2 white/silver knobs. 2 volume controls. 500K and 100K, small chassis. 7 yards 5-way cable with octal plug. Brand new, boxed. Only 5/6. P. & P. 1/9.


EARPIECES WITH CORD and 3.5 mm. plus. 8 ohm magnetic, 3/-, 250 ohm 4/-, 150 ohm with clip, 6/6. Xtal 4/-, P. & P. 6d.
TRANSISTOR SPEAKERS 8 ohm 2 in. 8/6; 3 in. 10/6; 3 1/2 in. 12/6. P. & P. 1/-.

VYNAIR. Widths from 40 to 54 in. 18/6 yd. off roll. P. & P. 1/3; 1/2 yd., 7/6. P. & P. 1/9. Send 6d. stamps for samples.

SPEAKER MATCHING TRANSFORMERS. 3, 7, 15 ohms, 8 watts 11/6. P. & P. 1/6.

PANEL LIGHTS. 6v Red, Blue, Green, Yellow, White (uses Lilliput bulbs) 3/- each. P. & P. 1/-.
NEON PANEL LIGHTS 300-250 3/- each. P. & P. 1/-.
ROTARY SWITCHES: 2 pole Mains Switch 3/-, 1 pole 12 way, 2 pole 2 way, 3 pole 3 way, 3 pole 4 way, 4 pole 3 way, 3/6 each. P. & P. 1/-.

92 MITCHAM ROAD, TOOTING BROADWAY, LONDON, S.W.17 Telephone 01 - 672 3984
 (four minutes from Tooting Broadway Tube Station)
 (Closed all day Wednesday) Note: Shop closed June 17th-29th



YOURS FREE FOR 7 DAYS

BASIC ELECTRICITY (5 vols.) BASIC ELECTRONICS (6 vols.)

You'll find it easy to learn with this outstandingly successful NEW PICTORIAL METHOD—the essential facts are explained in the simplest language, one at a time, and each is illustrated by an accurate, cartoon-type drawing. The books are based on the latest research into simplified learning tech-

niques. This has proved that the PICTORIAL APPROACH to learning is the quickest and soundest way of gaining mastery over these subjects.

To TRY IT, IS TO PROVE IT.

The series will be of exceptional value in training mechanics and technicians in Electricity, Radio and Electronics.

WHAT READERS SAY

"The books are the best I have ever seen on this subject. It did not take me long to decide they were just what I had been looking for."
 G.E.C., Belfast.

"These are remarkably sound books—and should speed up the acquisition of a quite extensive 'Basic' knowledge."
 P.W.S., Christchurch.

"Truly a mindful of information."
 R.J., Antrim.

"The Manuals are out of this world for simplicity in learning about Electronics."
 P.J., Durham.

"May I state how delighted I am with the books, and what a contrast to the many text books I have attempted to struggle through."
 G.J., Hull.

A TECH-PRESS PUBLICATION.

To the SELRAY BOOK CO., 60 HAYES HILL, BROMLEY, BR2 7HP

Please send me WITHOUT OBLIGATION TO PURCHASE, one of the above sets on 7 DAYS FREE TRIAL. I will either return set, carriage paid, in good condition within 7 days or send the following amounts. BASIC ELECTRICITY 72/-. Cash Price or Down Payment of 15/- followed by 4 fortnightly payments of 15/- each. BASIC ELECTRONICS 84/-. Cash Price or Down Payment of 15/- followed by 5 fortnightly payments of 15/- each. This offer applies to UNITED KINGDOM ONLY. Overseas customers—cash with order, prices as above.

Tick set required (Only ONE set allowed on free trial).

BASIC ELECTRICITY

Prices include Postage and Packing.

BASIC ELECTRONICS

Signature


(If under 21 signature of parent or guardian)

NAME
 BLOCK LETTERS

FULL POSTAL
 ADDRESS

POST NOW FOR THIS OFFER!

Widely acclaimed at the 1968 AUDIO FAIR



SINCLAIR Q.14

a brilliant advance in
high fidelity loudspeaker design

- ACOUSTICALLY CONTOURED
- 60-16,000 Hz
- 15Ω IMPEDANCE
- LOADING UP TO 14 WATTS
- BRILLIANT TRANSIENT RESPONSE
- NEW MATERIALS
- NEW STYLING
- ALL BRITISH

When the Sinclair Q.14 was demonstrated at this year's Audio Fair, it delighted some of the world's keenest and most critical listeners. It more than held its own against far more expensive loudspeakers and proved beyond all question that research and careful design could produce a quality loudspeaker for a remarkably low price. The Q.14 measures 9 $\frac{3}{4}$ in. square on its face and is finished in black matt with natural aluminium bar embellishment. Its unique shape allows it to be tried and used in a far wider choice of positions than conventionally shaped speakers. A pair in stereo give true "in-depth" performance with complete freedom from listening fatigue. If you missed the Audio Fair, why not hear this speaker in your own home. Should you not be pleased with it, your money including cost of return post to this office will be refunded in full.

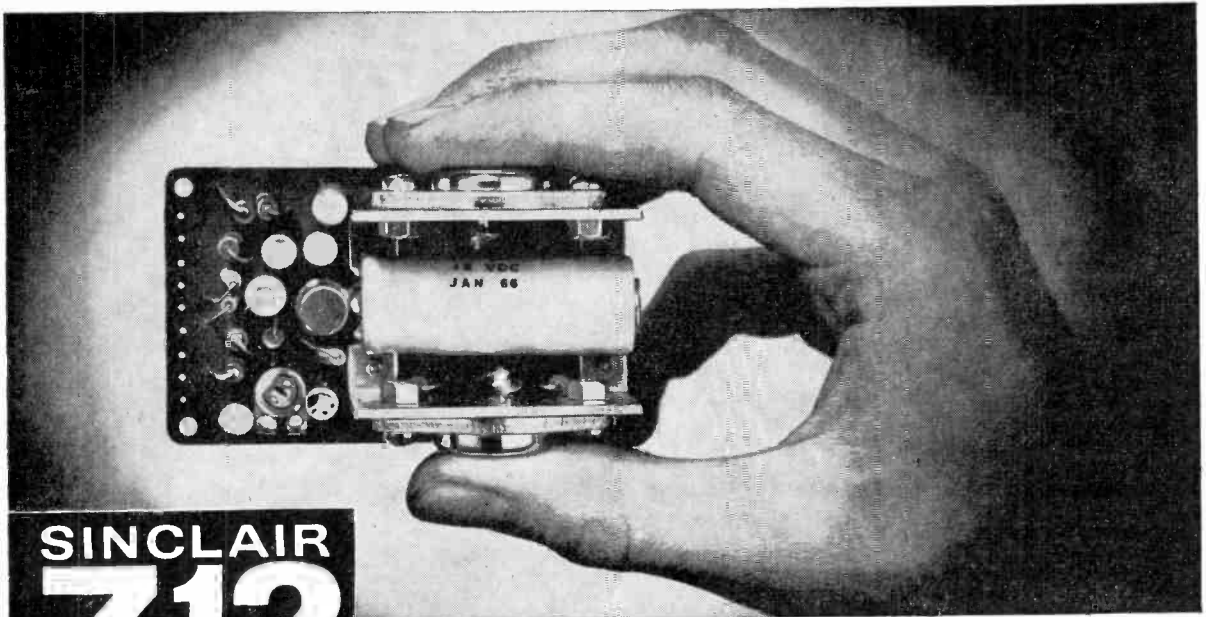
ACCLAIMED BY USERS TOO!

P.G. of Newry, N. Ireland writes:
"I have always been cynical about letters written to manufacturers praising their goods, but I am so delighted with the (two) Q.14 speakers that I feel I must write this for it sounds that you have given me a new collection of records. I congratulate you on a marvellous speaker at very reasonable cost."

SUPERB VALUE AT £7. 19. 6.

sinclair

SINCLAIR RADIONICS LTD, 22 Newmarket Road,
Cambridge
Phone OCA-352996



SINCLAIR Z.12

COMBINED 12 WATT HI-FI AMP AND PRE-AMP


The small amplifier with the enormous output

No constructor's amplifier has ever achieved such success as the Sinclair Z.12. It has fantastic power-to-size ratio, and far greater adaptability. It will operate from batteries or PZ.4 mains power supply unit, and gives superb stereo reproduction for modest outlay. Thousands are in use throughout the world—in hi-fi, electronic music instruments, P.A., intercom systems etc. This true 12 watt amplifier is supplied ready built, tested and guaranteed together with the Z.12 manual which details control circuits enabling you to match the Z.12 to your precise requirements. For complete listening satisfaction use your Z.12 system with Q.14 loudspeakers. It assures superb quality with substantial saving in outlay.

★ IDEAL FOR BATTERY OPERATION

3 x 1 1/2 x 1 1/2 in. ● Class B Ultralinear output ● 15–50,000 Hz ± 1dB ● Suitable for 3, 5, 8 or 15Ω speakers. Two 3-ohm speakers may be used in parallel ● Input—2mV into 2kΩ ● Output—12 watts R.M.S. continuous sine wave (24w peak) 15 watts music power (30w peak) ● Ready built, tested and guaranteed

89/6



SINCLAIR PZ.4 STABILISED POWER SUPPLY UNIT

A heavy duty A.C. mains power supply unit delivering 18V D.C. at 1.5A. Designed specially for Z.12 assemblies. Ready built and tested.

99/6

THE SINCLAIR STEREO 25 PRE-AMP/CONTROL UNIT

For use with two Z.12's in stereo. With pull control and matching facilities. Attractive aluminium front panel and knobs.

£9. 19. 6.

THE SINCLAIR GUARANTEE

Should you not be completely satisfied with your purchase when you receive it from us, your money will be refunded in full at once and without question.

FULL SERVICE FACILITIES AVAILABLE TO ALL PURCHASERS.

SINCLAIR MICROMATIC

the world's smallest radio

1 4/5 x 1 3/10 x 1/2



BUY IT IN KIT FORM OR READY BUILT

Complete kit including magnetic earpiece and instructions

49/6

Ready built with magnetic earpiece

59/6

Mallory Mercury Cell RM.675 (2 needed) ea. 2/9

This amazingly tiny receiver is the ultimate in personal listening. The Micromatic as easy to have with you as is your wristwatch. It has enormous power and range, and the magnetic earpiece now supplied assures marvellous quality. Hear how Radio 1 and other stations simply pour in over the whole medium waveband. Build it yourself or buy your Micromatic ready built. This is the set you will never be without once you hear it for yourself.

To: SINCLAIR RADIONICS LTD., 12 NEWMARKET ROAD, CAMBRIDGE

Please send post free items detailed below:

.....
.....
.....

NAME

ADDRESS

For which I enclose cash/cheque/money order

PW.7

WEYRAD

COILS & TRANSFORMERS FOR CONSTRUCTORS

Special versions of our P50 Series are now available for AF117 or OC45 Transistors. They can be used in the standard superhet circuit with slight changes in component values, details of which are given in the latest edition of the Constructors' Booklet priced at 2/-.

Oscillator Coil	P50/1AC (For OC45)	P50/1AC (For AF117)	5/4
1st I.F. Transformer	P50/2CC (For OC45)	P51/1 (For AF117)	5/7
2nd I.F. Transformer	P50/2CC (For OC45)	P51/2 (For AF117)	5/7
3rd I.F. Transformer	P50/3CC (For OC45)	P50/3V (For AF117)	6/-
Rod Aerial	RA2W	12/6	
Driver Transformer	LFDT4/1	9/6	
Output Transformer	OPT1	10/6	
Printed Circuit	PCA1	9/6	

I.F. TRANSFORMERS & COILS FOR VALVE CIRCUITS

Production of Tuning Coils (Type "H") and I.F. Transformers is being continued and details of these and our other components are given in an illustrated folder which will be forwarded on request with 4d. postage please.

WEYRAD (ELECTRONICS) LIMITED
SCHOOL STREET, WEYMOUTH, DORSET

PADGETTS RADIO STORE

OLD TOWN HALL, LIVERSEDEGE, YORKS. Telephone: Cleckheaton 2866

New Boxed TV Tube. Type MW43/69. Top grade not a second. 12 months guarantee 47/-. Carriage 10/-.

New TV Tubes with slight glass fault all types 19 and 17in. 50/- Carriage 10/-. Twelve months guarantee.

Reclaimed TV Tubes with six months guarantee 17in types AW43/88. AW43/80. 40/- MW43/69. 30/-. 14in types 17/- All tubes 10/- carr.

Good TV Tubes tested perfect but no guarantee. Type AW43/80 and MW43/69. 17/- each plus carriage 10/-.

Speakers Removed from TV sets all perfect 3 ohms P.M. 8in. round 6/6. P. & P. 3/6. 6in. round 3/- P. & P. 3/6. 7 x 4 5/2. P. & P. 3/6. Six for 34/- post paid. 5in. round 3/- P. & P. 2/8. 6 x 4 3/2. P. & P. 2/9. Six for 22/- post paid. Slot speakers 8 x 2 1/2. P. & P. 3/- Six for 30/- post paid.

New 12in. Speakers with Built-in Tweeter, 3 or 15 ohm. 28/6. Post paid.

Special Sale of ex W.D. Gear. R.A.F. tube unit type 268 just like the 62A unit. Fitted with VCR97 tube mu-metal screen full of E.F. valves complete with outer case. Grade I 27/-. Grade II 22/-. Both units 10/- carriage each.

Tube Unit type 7921. Complete with tube type 2292. Front marked in figures. Many spares less four EF91 valves 10/- carriage 10/-.

88 sets complete with Valves, Phones and Mike less Send Receiver Switch, 20/- plus P. & P. 10/-.

Breaking up type 19 sets. Meters 6/6. P. & P. 3/-. Metal toggle switch 6d. P. & P. 6d. 7/6 doz. P. & P. free. Jack socket 9d. P. & P. 7d. 12/- doz. P. & P. free. Pointer knobs 6d. P. & P. 6d. 7/6 doz. P. & P. free. Relay 100 ohms 1/9. P. & P. 1/6. 24/- doz P. & P. free. 19 sets less meter. Relays, Valves and Toggle Switches for spares. 10/- carriage 10/-.

19 Sets bench tested as a Receiver these sets will not transmit. Power Pack Required less 807, 35/- complete with valves. Carriage 10/-.

1355 Set complete with 5U4. 6 x 5. Six SP61 valves. New condition good break up line. 10/- Carriage 10/-.

Short wave TX Chassis. Two valve battery model. 8/6. P. & P. paid.

Model Makers Motor 26 volt will run from 12 or 6 volt. 7/6. P. & P. paid.

Motors removed from Washing Machines 1 h.p. 1400 revs 250-200 volt A/C complete with pulley. 26/- P. & P. 10/-.

VCR97 tube complete with mu-metal screen 10/- P. & P. 5/-.

Top Grade Mylar Tapes. 7" standard 11/6. 7" Long Play 14/- 7" Double Play 19/6. 5" Standard 7/9. 5" Long Play 10/-. Plus post on any tape 1/6.

Tap Ear Piece small or large plug 1/11. Post paid.

Silicon Rectifier 500 M.A. 800 P.I.V. No duds 2/6. Post paid. 24/- doz. P. & P. paid.

G.P. Diodes all perfect. Guaranteed. 3/6 doz. P. & P. paid.

Untested Semi Slim Masteradio T.V. Sets. Fitted with AW43/88 tube complete fair cabinet 14. Carriage 15/-

VALVE LIST

Ex Equipment, 3 months' guarantee

Single valves post 7d. over 3 valves p. & p. paid.

10F1, EF80, EB91, ECL80, EF50, PY82, PZ30, 20P3. All at 10/- per doz. Post paid.

ARP12	1/6	PCC84	2/-	U282	5/-	6P28	5/-
EB91	9d.	PCF80	2/-	U301	5/-	10C2	5/6
EF90	3/-	PCL82	4/-	U329	5/-	10P13	2/6
ECC81	3/-	PCL83	5/-	U251	5/-	185BT	8/6
ECC82	3/-	FL36	5/-	U801	8/6	20D1	3/-
ECC83	4/-	PL81	4/-	5U4G	4/6	20L1	5/-
ECL80	1/6	PY33	5/-	6B8	1/8	20P1	5/-
EF50	1/-	PY81	1/6	6BW7	2/6	20P3	2/6
EF80	1/6	PY82	1/6	6K7	1/9	30PL1	5/-
EF91	9d.	PZ30	5/-	6K25	5/-	30P12	5/-
EL36	5/-	U25	5/-	6P25	5/-	30F5	2/6
EY51	2/6	U191	5/-	6U4	5/-	30FL1	5/-
EY86	5/-	U281	5/-	6V6	1/9	6/30L2	5/-
KT36	5/-						

EF50, 10/- doz. Post paid.

New valves ex units. 807. 5/6; 6K7. 2/-; 6K8 2/6; 6X5. 3/-; 6SN7. 3/-; 6V69T. 3/6; DF61. 2/-; DL82 2/-; DK91. 2/-; 3Q4. 2/-; A1820. 1/6; 6BH6 2/-; CV valves all at 2/- each. CV131, CV136, CV138, CV137, CV261, CV4025, CV4063, CV140, CV3988 CV858.


Untested TV Sets complete 12 channel. 17ins. 50/-, carriage 15/- 14ins. sets 30/- carriage 15/- 12ins. sets 20/- carriage 15/-.

Chassis with spares including 3 miniature relays 10/-, plus P. & P. 6/-.

PRINTED CIRCUIT KIT

BUILD 40 INTERESTING PROJECTS on a PRINTED CIRCUIT CHASSIS with PARTS and TRANSISTORS from your SPARES BOX

CONTENTS: (1) 2 Copper Laminate Boards 4 1/2" x 2 1/2". (2) 1 Board for Matchbox Radio. (3) 1 Board for Wristwatch Radio, etc. (4) Resist. (5) Resist Solvent. (6) Etchant. (7) Cleanser/Degreaser. (8) 16-page Booklet Printed Circuits for Amateurs. (9) 2 Miniature Radio Diodes 8W/MW/LW. Also free with each kit. (10) Essential Design Data, Circuit, Chassis Plans, etc. for 40 TRANSISTORISED PROJECTS. A very comprehensive selection of circuits to suit everyone's requirements. Many recently developed very efficient designs published for the first time, including 10 new circuits.



EXPERIMENTER'S PRINTED CIRCUIT KIT 8/6

Postage & Pack. 1/6 (UK)
Commonwealth:
SURFACE MAIL 2/-
AIR MAIL 8/-
Australia, New Zealand,
South Africa, Canada

(1) Crystal Set with biased Detector. (2) Crystal Set with voltage-quadrupler detector. (3) Crystal Set with Dynamic Loudspeaker. (4) Crystal Tuner with Audio Amplifier. (5) Carrier Power Conversion Receiver. (6) Split-Load Neutralised Double Reflex. (7) Matchbox or Photocell Radio. (8) "TRIFLEXON" Triple Reflex with self-adjusting regeneration (Patent Pending). (9) Solar Battery Loudspeaker Radio. The smallest 3 designs yet offered to the Home Constructor anywhere in the World. 3 Subminiature Radio Receivers based on the "Triflexon" circuit. Let us know if you know of a smaller design published anywhere. (10) Postage Stamp Radio. Size only 1.62" x .95" x .25". (11) Wristwatch Radio 1.15" x .80" x .55". (12) Ring Radio .70" x .70" x .55". (13) Bacteria-powered Radio. Runs on sugar or bread. (14) Radio Control Tone Receiver. (15) Transistor P/P Amplifier. (16) Intercom. (17) 1-valve Amplifier. (18) Reliable Burglar Alarm. (19) Light-Seeking Animal, Guided Missile. (20) Perpetual Motion Machine. (21) Metal Detector. (22) Transistor Tester. (23) Human Body Radiation Detector. (24) Man/Woman Discriminator. (25) Signal Injector. (26) Pocket Transceiver (Licence required). (27) Constant Volume Intercom. (28) Remote Control of Models by Induction. (29) Inductive-Loop Transmitter. (30) Pocket Triple Reflex Radio. (31) Wristwatch Transmitter/Wire-less Microphone. (32) Wire-less Door Bell. (33) Ultrasonic Switch/Alarm. (34) Stereo Pre-amplifier. (35) Quality Stereo Push Button Amplifier. (36) Light-Beam Telephone "Photophone". (37) Light-Beam Transmitter. (38) Silent TV Sound Adaptor. (39) Ultrasonic Transmitter. (40) Thyristor Drill Speed Controller.

YORK ELECTRICS

333 YORK ROAD, LONDON, S.W.11

Send a S.A.E. for full details, a brief description and Photographs of all Kits

★ CA 3020 (LINEAR I.C.) WIDE-BAND AMPLIFIER

(In 12-Lead TO-5 Case)

COMPLETE WITH DATA SHEET 33/- EACH

ALUMINIUM DIECAST BOXES—Approx. dimensions: Type A 4 1/2 x 3 1/2 x 1 in. deep at 7/6 each. Type B 4 1/2 x 3 1/2 x 2 in. deep at 10/- each.

SUBMINIATURE TAGBOARDS—(1 1/2 in. wide), 6-way at 1/3. 18-way at 3/- each.

COAX SOCKET—Surface mounting, Nylon insulated, 1/3 each.

COAX PLUG—Belling Lee Type L734, 1/4 each.

RESISTORS—CARBON FILM—1/2 watt, 5% 10 ohm to 10 Megohm, 3 1/2 each or 3/3 doz.

CARBON PRESET POTENTIOMETERS—Vertical or Horizontal mounting, 200 ohm to 2 Megohm. (Standard values) at 1/4 each.

MINIATURE CARBON POTENTIOMETERS—1 in. dia. x 1 in. deep; 1/4 in. dia. spindle, 5 Kohm to 2 Megohm, 1.0c; and 5 Kohm to 1 Megohm, 1.1n. at 3/- each or 2/8 each for 4 or more of the same value. (Standard values only).

CAPACITORS—CERAMIC TUBULAR—(Standard Values) 4.7pF—0.01µF 8d each.

CAPACITORS—SILVER MICA—5pF—800pF 1/- each (Standard Values).

CAPACITORS—TANTALUM BEAD—A range of 36 miniature units, with values from 100µF/3v to 0.1µF/35v all values at 4/3 each.

BEEHIVE TRIMMERS—(3—30pF) at 2/6 each.

DIODES—OA70, OA79, OA81, OA85, OA91, OA200, OA202 at 2/- each.

TRANSISTORS—OC44, 5/6; OC45, 5/4; OC71, 3/9; OC72, 5/4; OC83, 4/-; OC170, 7/8; BC107, 3/11; BC108, 3/8; BC109, 3/11; BC151, 5/9; OC81Z, 10/-; AC127Z, 9/6; BS96A, 5/6; NKT12, 4/4; NKT29, 3/11; NKT29, 3/11; NKT271, 3/4; NKT274, 3/4; NKT675, 4/3; NKT773, 4/8; 2G892, 4/-; 2G371, 2/10; 2N706, 3/2; 2N697, 6/-; 2N3053, 6/8; 2N3638, 5/8; 2N3702, 3/8; 2N3703, 4/-; 2N3704, 5/-; 2N3705, 4/8; 2N3706, 3/8; 2N3707, 4/6; 2N3708, 3/4; 2N3709, 3/8; 2N3710, 3/8; 2N3711, 4/8; 2N3819(FET), 14/8; 2N3820(FET), 20/-; 2N2646(JTT), 10/6; BR399(3S), 10/6; A WIDE RANGE OF OTHER TYPES ARE IN STOCK, INCLUDING 2N2928 SERIES—All groups at 3/3 each (or, 2/6 each in multiples of 5).

Due to heavy demand 2N3819(FET) and 2N3820(FET) are subject to a delay of up to three weeks. If current stocks run out.

Postage and packing is charged at 1/- in the £ (Minimum of 2/- per order).

M. R. CLIFFORD & COMPANY (COMPONENTS DEPT.),
209A, MONUMENT ROAD, EDGBASTON, BIRMINGHAM, 16.
Terms: C.W.O. (or C.O.D.—over £3 only) Tel.: 021-454-6515
Please cross all cheques and P.O.'s

Well worth reading through

GUARANTEED BRAND NEW GOODS OF FINEST QUALITY AT THE LOWEST PRICES YET: IMMEDIATE DISPATCH

RECORDING TAPE: FINEST PROFESSIONAL QUALITY MYLAR. BRITISH PRODUCTION. STANDARD PLAY: 5in. 600C., 7 1/2in. 850C., 8 1/2in. 1200C., 1 1/3. LONG PLAY: 5in. 900C., 10/-; 5 1/2in. 1200C., 1 1/3; 7in. 1500C., 1 3/4; 8 1/2in. 225C. Message, 3/6. (Postage and packing 1/- per reel; 3 or more reels post paid.)

MICROPHONES: CRYSTAL: Acos 40, Desk, 15/6 (1/3); Acos 45 Curved handgrip, 17/3 (1/6). Acos 60 Stick, 20/3 (1/6). Acos 99 stick, 26/6 (1/6). Rectangular cream plastic hand, ideal tape recorder use, 7/6 (1/6). LAPEL, 6/6 (1/-). DYNAMIC: MS10, 50K D, 3 1/2in. x 1 1/2in., instantly removable from a floor stand, with adaptor to fit on base provided, lavaliere included, 37/6 (2/6). MS11, similar, but fixed on flexible swan neck to switch-fixed base, 42/- (2/6). ALL with leads. SPEAKERS: British made, high quality 12in. Round, fitted tweeter, 6 watts, 30 or 15Ω, 33/6 (3/6); 7in. x 4in. Elliptical 3Ω for TV, Car. domestic sets, 15/- (2/6). 2in. 80Ω (Fane), 4/- (1/-), 2 1/2in. 3Ω (Emp.), 6/6 (1/-). EARPIECES: with lead and min. plug, Magnetic 1/6; Crystal 2/9 (either, 6d.), PICK-UP CARTRIDGES: All styli fitted, standard replacement fittings: Mono GP/67-2 12/6; GP73-2 stereo 20/6; GP93 newest stereo 22/-; GP91 mono de luxe 16/-; GP91SC Stereo Compatible (both mono and stereo) 18/6; GP94SS Stereo Compatible, CERAMIC top quality for expensive outfits 35/6 (1/- on all types). REAL DIAMOND STYLII: TC8L; TC8 Stereo, TC8LP/Stereo. Studio O LP Ronette, BF40 LP Ronette, GC2, GC3, GP65/67 all at 6/11 each and GP91/LP Ronette all types 6d.). SAPPHIRE STYLII all above types available 2/11 each (6d.). INTERCOM/BABY ALARM: 2-station, PP3 battery operated, with buzzer for remote call when switched off, instructions, 50ft. cable, plugs, battery complete, 22/6 (3/-). Fitted easily by anyone in minutes. PP3 type 1A 2/11; TC8LP; TC8 Stereo, TC8LP/Stereo. ANTI-PIRACY: 3/7. 4 transistors, 2 1/2in. x 2 1/2in. x 1 1/2in., 9v batt., operated, 15, 8 or 3Ω output, very efficient 45/6 (1/6). Battery not supplied. TAPE RECORDER: Latest portable, batt. operated RA65: 8 1/2in. x 7 1/2in., fixed handle, 3in. reels, 2 track complete with reels, tape, mike, batt. and earpiece for optional private listening, still only 25.50 (4/6).

PP3 BATTERY ELIMINATOR: (A.C.) 17/6 (2/6). PRINTED CIRCUIT PANELS—eight assorted boards with transistors. (Guaranteed minimum 30) also diodes, resistors, capacitors, etc., 8/- (2/-). **DESK TELEPHONES** with dial, slightly used but all tested working, 22/6 each (5/-) or 42/6 per pair (10/-). **P.O. RELAY COUNTERS**, 4 digit, 3 1/2 in. 17/6 (1/-). **MIDGET ELECTROSTATIC CONDENSATOR WIRE ENDS, FOR TRANSISTORS** All at 6d. each All 9d. each
0.8µF 25 volt 2µF 300 volt 16µF 250 volt One
1µF 275 volt 10µF 25 volt 50µF 10 volt Dozen
2µF 150 volt 16µF 16 volt 64µF 25 volt Sent P.
4µF 64 volt 30µF 10 volt 200µF 16 volt P. paid
1µF 150 volt 80µF 6.4 volt 320µF 10 volt (can be assorted)64µF 2.5 volt 100µF 6 volt
12µF 4 volt

ELECTROLYTIC Can Cond. 300+100+100+16µF 300v 5V (1/-); 2000µF 15 volt 4/- (10d); 30µF 250v Wire Ends 1/- (6d.).

TEST EQUIPMENT: MULTITESTER: 20,000Ω p. volt D.C. 4 1/2in. x 3 1/2in. x 1 1/2in. D.C. volts-5, 25, 50, 250, 500 and 2.5 K. A.C.-10, 50, 1000, 1000v at 10,000Ω p. volt; D.C. current-0.50µA, 0.2-5mA, 0.250mA; Res.-0.60KΩ, 0.6MΩ, 1000Ω/100Ω at centre scale; Cap: 100µF to 0.01µF, 0.01µF to 0.1µF. —20 to +22dBs, 67/6 (3/6) with prod. batt. instructions. **PORTABLE TESTER** 1000Ω per volt, 3 1/2in. x 2 1/2in. x 1 1/2in. A.C. and D.C. volts-0.12, 0.20, 0.120 D.C. Current 0.1mA and 0.120mA. Res: 0.200,000Ω with prods, battery and in. instructions 35/- (1/6).

PANEL METER: 0.1mA, clear, plastic, precision 1 1/2in. sq. 23/- (1/6). **R.F. SIGNAL GENERATOR:** Model TE65, 214.14.0.

VACUUM TUBE VOLTMETER MODEL TE65, 214.14.0.

VALVE VOLTMETER MODEL TE40, 217.0.0.

OSCILLOSCOPE MODEL T02, 222.14.0.

GRID DIP VOLTMETERS, MODEL TE15, 212.0.0.

All above fully described in June Practical Wireless—Part P. & P. 5/- each.

SWITCHES: Standard Toggle, metal, 250V 2A. One hole fixing; SPST 2/3. SPDT 2/9 DPST 2/-, DPDT 3/3. SUB-MIN slide type DPDT 1/6 each. Small DPDT, 3 way, centre "off" 1/3. Reed magnetic on/off 1/7 (7d. each. all types)

SEMI-CONDUCTORS, ETC. All fully tested genuine guaranteed.

TRANSISTORS: AC107 3/-; AC126 2/-; AC128 2/-; ACY19 3/-; AF16 3/-; AF17 2/9; AF17 2/9; BC108 3/-; BS785 2/8; BS954 3/-; CK113 2/6; GET587 8/6; OC26 5/6; OC28 5/-; OC44 1/6; OC45 1/6; OC70 2/3; OC71 1/6; OC72 2/-; OC73 2/3; OC75 2/-; OC81 2/-; OC81D 1/6; OC82D 2/3; OC139 2/6; OC140 3/-; OC169 3/6; OC170 2/2; OC171 2/2; TK22 1/6; 2N706A 3/-; 2N743 4/6; 2N753 2/6.

DIODES: OA5 1/6; OA81 1/6; OA85 1/6; OA182 1/9; Gen. purpose 1/-.

SILICON DIODE RECTIFIERS: 750mA SERIES: BY100 900 piv 2/6; 400 piv 1/9; 200 piv 1/4. SIX AMP. SERIES: BYZ13300 piv 3/6; BYZ12800 piv 4/6; BYZ11900 piv 5/-; BYZ10 1200 piv 5/6. MULLARD STACK F.W. BRIDGE 12A 100 piv 39/6. **TRANSISTORS:** 5 Amp series, 100 piv 7/6; 200 piv 9/-; 300 piv 10/6; 400 piv 12/-; 10 Amp Series: 50 piv 10/-; 100 piv 12/-; 200 piv 16/-; 400 piv 22/- (On all semi-conductors, 7d. up to 3, 4 to 11, 12/- and over post and packing paid.)

TRANSFORMERS: Output: 30 5W, 7000Ω imp. for 6V6 2/6 (1/-); sub-min, 3 1/2 in. x 7/8 in. Output: 3Ω for OC72 etc., and Driver 2/6 each (6d.) Step-down, 110/240V, 40W shrouded with fuse, 10/6 (3/3). AERIALS: Car types, 5 set retractable, vandal-proof lockable with keys, highly suitable Minis (and all other cars) as only 8 1/2in. under wing, complete with lead, plug, etc. 27/6 (2/6). Motor-driven (12v), 5 section £7.10.0 (5/-). Telescopic 6 ex. 5in. to 22in. for motor cycles, fitted swivel, ideal for F.M. and transistor sets 5/- (1/-). **VIBRATORS:** 12v, 4 pin non-synch 2/6; 6v, 6 or 7 pin, synch, 10/- (1/-). **MAIN TUNERS:** Fly leads 2/7 (7d.). **PLUGS AND SOCKETS:** Standard screened Jack Plug, 3-pole connection, 2/9; plastic body 2/-. Screw panel mtg. Socket for either, 1/6 (all 7d.). Screened lead-coupled phono plugs with block, 2/- (7d.). Phono plugs, 9d. 3.5mm. min. Jack plugs or sockets, 1/- each (6d.) (Dozen may be assorted, of these items, sent post paid.) **VALVE HOLDERS:** BTG and BSA, 6d. each (moulded); Ceramic for BTG, 3/6 switch; Morgan 1.0c; 2.0c switch, 1.0c; 2.0c switch, 1.0c. 1 in. dia. spindle 1in. 1/6. Ganged 200K LIN. + 1 Meg. Log. D.P. switch, concentric long spindles, 4/6 (10d.). **MOTOR:** 230v. Varley, 1/24th hp 230v. Spindle 9/10in. x 3/16th in. 2500 rpm 10/- (2/-).

FELSTEAD ELECTRONICS

(P.W.S)

Longley Lane, Gatley, Cheadle, Cheshire.

Terms: Cash with order only. No COD. MINIMUM ORDER 5/- + P & P. Money refund guarantee if goods returned perfect within seven days of despatch. Postage and packing charges are shown above in brackets after most items where NOT indicated, charges are 1/- on orders to 5/-, 2/- for 5/- to 10/-, 3/- for 10/- to £2, 4/6 for £2 and over. Order value £5 and over sent p. and d. UNLESS OTHERWISE SHOWN ABOVE. These charges apply to G.B. only. Elsewhere air or surface mail postage should be added. Please allow 5 days for cheque clearance.

REGRET NO LISTS NOR CALLER SERVICE AVAILABLE.

Practical Wireless Classified Advertisements

The pre-paid rate for classified advertisements is 1/6d. per word (minimum order 18/-), box number 1/6d. extra. Semi-displayed setting £4. 12s. 6d. per single column inch. All cheques, postal orders, etc., to be made payable to PRACTICAL WIRELESS and crossed "Lloyds Bank Ltd." Treasury notes should always be sent *registered post*. Advertisements, together with remittance, should be sent to the Advertisement Manager, PRACTICAL WIRELESS, George Newnes Ltd., 15/17 Long Acre, London, WC2, for insertion in the next available issue.

METAL WORK

METAL WORK: All types cabinets, chassis racks, etc., to your specifications. PHILPOTTS METAL WORKS LTD., Chapman Street, Loughborough.

TAPE RECORDERS, TAPES, Etc.

TAPES TO DISC—using finest professional equipment 45 rpm—18/-. S.A.E. leaflet. DEROY, High Bank, Hawk Street, Carnforth, Lancs.

MISCELLANEOUS

ELECTRONIC sound and musical devices required for exploitation. Adequate finance available. Projects developed to pre-production stage required. Royalty payments guaranteed. Details only Box No. 74.

ELECTRONIC MUSIC?

Then how about making yourself an electric organ? Constructional data available—full circuits, drawings and notes! It has 5 octaves, 2 manuals and pedals with 24 stops—uses 41 valves. With its variable attack you can play Classics and Swing.

Write NOW for free leaflet and further details to C. & S., 20 Maude Street, Darlington, Durham. Send 3d. stamp.

SERVICE SHEETS

SERVICE SHEETS, RADIO, TV, 5,000 Models. List 1/6. S.A.E. Enquiries. TELRAY, 11 Maudland Bank, Preston, Lancs.

C. & A. SUPPLIERS

SERVICE SHEETS

Only 3/6d. each, plus S.A.E.

(Uncrossed P.O.'s please, returned if service sheets not available.)

71 BEAUFORT PARK
LONDON, N.W.11

We have the largest supplies of TV Service Sheets only, by return of post. Please state make and number.

Mail order only.

SERVICE SHEETS

(continued)

RADIO, TELEVISION over 3,000 models. JOHN GILBERT TELEVISION, 1b Shepherds Bush Rd., London W.6. SHE 8441.

SERVICE SHEETS, RADIO, TELEVISION, TAPE RECORDERS, 1925-1968 by return post, from 1/- with free fault-finding guide. Catalogue 6,000 models 2/6. Please send stamped addressed envelope with all orders/enquiries. HAMILTON RADIO, 54w London Road, Bexhill, Sussex.

SERVICE SHEETS (75,000) 4/- each: please add loose 4d. stamp; callers welcome; always open. THOMAS BOWER, 5 South Street, Oakenshaw, Bradford.

EDUCATIONAL

CITY & GUILDS (electrical, etc.) on "Satisfaction or Refund of Fee" terms. Thousands of passes. For details of modern courses in all branches of electrical engineering, electronics, radio, TV., automation, etc., send for 132-page Handbook—FREE. B.I.E.T. (Dept. 168K), Aldermaston Court, Aldermaston, Berks.

BECOME "Technically qualified" in your spare time, guaranteed diploma and exam. home-study courses in radio, TV servicing and maintenance. T.T.E.B., City and Guilds, etc.: highly informative 120-page Guide—free. CHAMBERS COLLEGE (Dept. 857K), 148 Holborn, London. E.C.1.

SITUATIONS WANTED

A **YOUNG ELECTRONIC'S** enthusiast is looking for a position as a trainee technician in Radio, T.V. etc. Prepared to work hard. Please reply Box 79.

SITUATIONS VACANT

TV and Radio, A.M.I.E.R.E., City & Guilds, R.T.E.B. Certs., etc. on 'Satisfaction or Refund of Fee' terms. Thousands of passes. For full details of exams and home training Courses (including practical equipment) in all branches of Radio, TV, Electronics, etc. write for 132-page Handbook—FREE. Please state subject. **BRITISH INSTITUTE OF ENGINEERING TECHNOLOGY** (Dept. 137K), Aldermaston Court, Aldermaston, Berks.

EDUCATIONAL

(continued)

RADIO OFFICER training courses. Write: Principal, Newport and Monmouthshire College of Technology, Newport, Mon.

RADIO OFFICERS see the world! Sea-going and shore appointments. Trainee vacancies in September and April. Grants available. Day and Boarding students. Stamp for prospectus. Wireless College, Colwyn Bay.

TRAIN FOR SUCCESS WITH ICS

Study at home for a progressive post in Radio, TV and Electronics. Expert tuition for I.E.R.E., City & Guilds (Telecoms and Radio Amateurs) R.T.E.B., etc. Many unique diploma courses incl. Colour TV, Electronics, Telemetry & Computers. Also self-build kit courses—valve and transistor.

Write for **FREE prospectus** and find out how ICS can help you in your career.

ICS, DEPT. 541, INTERTEXT HOUSE, LONDON, SW11

SITUATIONS VACANT

(continued)

RADIO and tape recorder testers and trouble shooters required. Canteen, excellent rates of pay. 8.00 a.m. to 5.00 p.m. 5-day week. Elizabethan Electronics Limited, Crow Lane, Romford, Essex, Phone: Romford 64101.

ENGINEERS, A TECHNICAL CERTIFICATE or qualification will bring you security and much better pay. Elem. and adv. private postal courses for C. Eng., A.M.I.E.R.E., A.M.S.E. (Mech. & Elec.), City & Guilds, A.M.I.M.I., A.I.O.B., and G.C.E. Exams. Diploma courses in all branches of Engineering—Mech., Elec., Auto., Electronics, Radio, Computers, Draughts., Building, etc. For full details write for **FREE 132 page guide: BRITISH INSTITUTE OF ENGINEERING TECHNOLOGY**. (Dept. 169K), Aldermaston Court, Aldermaston, Berks.

SITUATIONS VACANT

A Vacancy exists for a young man aged 18 years or over, who possesses some knowledge of Transistor Circuitry and Fault-Finding. Further "on the job" training will be given in the field of Telecommunications.

Please apply to Personnel Manager,
Cambridge Works Ltd., Haig Road, Cambridge.
Tel. Cambridge 51351 Extn 327

Radiomobile

BRITAIN'S CAR RADIO SPECIALISTS

have a vacancy for a fully experienced

SERVICE ENGINEER

The successful applicant will be employed in our Main Service Workshop repairing:—

Transistorised and Valve Operated Car Radios
Car Tape Recorders
Coach Radio and P.A. Equipment

and also in our Service Garage on installation work and the servicing of equipment already fitted to vehicles.

After gaining considerable knowledge of our products, duties, in the future, may be extended to include mobile Field Service work.

This position carries a good commencing salary together with above average fringe benefits.

Applications should be made in writing to:

The Personnel Manager

RADIOMOBILE LIMITED

Goodwood Works
North Circular Road
London N.W.2

A SUBSIDIARY OF  SMITHE INDUSTRIES LIMITED

WANTED

WANTED, Service Sheets for Televisions (older models preferred) also sheets for Transistors, Tape Recorders. Any quantity State price. Mr. CARANNA, 200 High Road, East Finchley, N.2.

WE BUY New Valves, Transistors and clean new components, large or small quantities, all details, quotation by return. WALTON'S WIRELESS STORES, 55 Worcester Street, Wolverhampton.

WANTED: Popular Brand New Valves. R.H.S., Stamford House, 538 Great Horton Road, Bradford 7.

DAMAGED Avo Meters, Models 7 and 8, Damaged Meggers, any quantity. Send for packing instructions. HUGGETT'S LTD., 2/4 Pawson's Road, West Croydon.

WANTED

VALVES WANTED, brand new popular types boxed. DURHAM SUPPLIES (C), 175 Durham Road, Bradford 8, Yorkshire.

WANTED NEW VALVES, televisions, radios, gramms, transistors, etc. STAN WILLETT, 37 High Street, West Bromwich, Staffs. Tel.: WES 0186.

WANTED NEW VALVES ONLY

Must be new and boxed
Payment by return

WILLIAM CARVIS LTD
103 North Street, Leeds 7

WANTED (continued)

WANTED: New valves, transistors etc.: state price. E.A.V. Factors 202 Mansfield Road, Nottingham.

WE BUY New Valves and Transistors. State price. A.D.A. MANUFACTURING CO., 116 Allreton Road Nottingham.

COURSES

CITY OF BIRMINGHAM EDUCATION COMMITTEE

MATTHEW BOULTON TECHNICAL COLLEGE
DEPARTMENT OF ELECTRICAL ENGINEERING
Sherlock Street, Birmingham 5

FULL-TIME COURSE IN RADIO, TELEVISION AND ELECTRONICS

The proposed course is intended for young men who are employed in or are intent on making a career in the Radio/Television/Electronic Industries, particularly in the field of servicing.

The course will be of 9 months' duration, starting in September 1968, and will lead to examinations held by the C.E.L.I. and R.T.E.B.

Further details and application forms may be obtained from the Head of Department.

E. L. RUSSELL,
Chief Education Officer.

TRAIN AS A TELEVISION TECHNICIAN

Two year Full-time courses leading to:—

- (1) Radio and Television Servicing Certificate
- (2) Colour Television Servicing Certificate.
- (3) Closed Circuit Studio Technicians Diploma.

Courses start 16th September 1968.

Further information obtainable from HEAD OF ELECTRICAL ENGINEERING DEPARTMENT, College of Technology, Tavistock Road Plymouth.

BOOKS & PUBLICATIONS

AUDIO. America's foremost journal. Year's subscription 50/- Specimen copy 4/6. All American radio journals supplied—list free. Willen (Dept. 40), 61a Broadway, London E.15.

SURPLUS HANDBOOKS

19 set Circuit and Notes	5/6 p/p 6d.
1155 set Circuit and Notes	5/6 p/p 6d.
H.R.O. Technical Instructions	4/6 p/p 6d.
38 set Technical Instructions	4/6 p/p 6d.
46 set Working Instructions	4/6 p/p 6d.
88 set Technical Instructions	6/- p/p 6d.
BC.221 Circuit and Notes	4/6 p/p 6d.
Wavemeter Class D Tech. Instr.	4/6 p/p 6d.
18 set Circuit and Notes	4/6 p/p 6d.
BC.1000 (31 set) Circuit and Notes	4/6 p/p 6d.
CR.100/B.28 Circuit and Notes	9/6 p/p 9d.
R.107 Circuit and Notes	6/- p/p 6d.
AR.88D Instruction Manual	16/- p/p 1/6
62 set Circuit and Notes	5/6 p/p 6d.
Circuit Diagram 4/- each post free, R.1116/A, R.1224/A, R.1355, R.F. 24, 25 and 26, A.1134, T.1154, CR.300, BC.312, BC.342, BC.346J, BC.348 (E.M.P.), BC.624, 22 set.	
52 set Sender and Receiver circuits 7/6 post free	

S.A.E. with all enquiries please.
Postage rates apply to U.K. only.

Mail order only to:

INSTRUCTIONAL HANDBOOK SUPPLIES

DEPT. PW, TALBOT HOUSE,
28 TALBOT GARDENS, LEEDS 8

RECEIVERS & COMPONENTS

MINIATURE SCREENED MICROPHONE TRANSFORMERS (Plessey). 1/p. 10 to 1,000 ohms, o/p Z 100k to 2.5 megs. Primary centre tapped. 6/6 each, 5 for £1. P. & p. 2/-.

AUTO TRANSFORMERS, o/p 100/110v. 300w. 1/p 200/10/20/30/40/50. 37/6. P. & p. 4/- 15w £1.

J. DENBY
 Hill Street · Haworth · Keighley
 Yorkshire

SUPERIOR QUALITY NEW RESISTORS

Carbon film Low noise High stability
 Power range series per doz per 100
 1W 5% 5-1Ω to 330kΩ E24 1/10 14/6
 1W 10% 1Ω to 47Ω E12 +jd. per resistor
 1W 10% 47Ω to 10MΩ E12 1/9 13/6
 1W 5% 4-7Ω to 10MΩ E24 2/2 17/-
 1W 10% 4-7Ω to 10MΩ E12 3/3 25/10
 1/6 per 100 less in 100's of one ohm value
 PLEASE state your choice of values.

QUALITY CARBON SKELETON PRE-SETS:
 100Ω, 250Ω, 500Ω, 1kΩ, 2kΩ, 2.5kΩ, 5kΩ, 10kΩ, 20kΩ, 25kΩ, 50kΩ, 100kΩ, 250kΩ, 500kΩ, 1MΩ, 2MΩ, 2.5MΩ, 5MΩ, 10MΩ.
 Available in horizontal or vertical mounting 1/- each.
 lin 2/3 each. 5kΩ to 5MΩ log 2/3 each.

LOW COST VOLUME CONTROLS: 100Ω to 10MΩ
 lin 2/3 each. 5kΩ to 5MΩ log 2/3 each.

CERAMICS: 100, 220, 470, 1000, 22000, 4700pF, 500V 5d. 0-005, 0-01, 0-02, 0-05μF 50V 5d.

ELECTROLYTICS: 5, 10, 25, 50μF 10V, 5, 10μF 25V 9d. 100, 200μF 10V, 25, 50μF 25V 1V.
 Suh-min Mullard C426 range: all values in stock.

Large or small orders despatched same day.

EVERYTHING BRAND NEW · NO 'SURPLUS'

Send 1/- for our catalogue containing data on 200 up-to-date semiconductors available from stock, as well as many other components, also transistor equivalents table. Invaluable to every serious experimenter and designer.

DISCOUNTS: 10% over £3, 15% over £10, 20% over £50. Packing: 1/- under £1, free over £1.

ELECTROVALUE
 6 MANSFIELD PLACE ASCOT BERKSHIRE

RECEIVERS & COMPONENTS

(continued)

BARGAIN PARCELS of new surplus Electronic Components. 3/-, 5/-, 10/-, post free

DOLPHIN ELECTRONICS, 5 Poles Way, Briar Close, Burntwood, nr. Lichfield.

150 NEW ASSORTED Capacitors, Resistors, Silvered Mica, Ceramic, etc. Carbon, Hystab, Vitreous, 1/2-20 watt, 12/6 Post Free. **WHIT-SAM ELECTRICAL**, 18 Woodrow Close, Perivale, Middlesex.

BRAND NEW TELEVISION TUBES

2 YEAR GUARANTEE. HUGE RANGE

12" £3; 14" £4.15.0; 17" £5.15.6
 19" £6.17.6, etc., etc. Carriage, etc. 12/-

Also British and Telefunken valve lists!

PHILIP H. BEARMAN, 6 Potters Road, New Barnet, Hertfordshire. Tel. 449/1934

QUALITY NEW VALVES

Guaranteed six months. Post 6d.

DAF96 6/8	EC181 5/-	EL84 4/6	PL38 9/-
DA96 6/8	EC180 6/9	EY86 5/9	PL81 7/3
DK92 6/8	ECL82 6/-	EZ80 4/-	PY33 6/6
DK96 7/-	EF80 4/6	EZ81 4/9	PY81 5/3
DL92 3/9	EF85 5/-	PC884 6/3	PY82 5/-
DL96 7/-	EF86 6/-	PC889 9/9	UABC80 5/9
EABC80 5/9	EF91 2/-	PC890 6/6	UBF89 6/3
EF89 5/6	EF93 3/6	PC182 6/3	UCH81 6/3
ECC81 3/-	EF95 2/6	PL83 9/-	UCL82 6/6
ECC82 4/-	EF183 6/-	PL84 7/3	UL84 5/9
ECC83 4/6	EF184 6/-	PL85 8/3	UY85 5/9

SEMICONDUCTORS

Guaranteed twelve months. Post free.

AC107 4/-	BC108 7/6	OA90 1/4	OC71 2/3
AF114 3/2	BF180 7/6	OC35 6/6	OC75 2/6
AF117 2/9	BFY50 5/-	OC44 2/-	OC83 3/-
AF239 1/1-	BY100 3/6	OC45 2/3	OC170 3/-

Lists valves, semiconductors, components, on request

J. R. HARTLEY

2 Waterloo Terrace
 Bridgnorth, Shropshire

RECEIVERS & COMPONENTS

(continued)

CONSTRUCTIONAL AIDS

—for you

LEKTROKIT—complete chassis system. Gives that professional finish to home constructions.

Send 6d. for complete price lists of our inexpensive electronic components—including Sample Resistors—to: **STUDENT ELECTRONIC SERVICES**, 194 Regent Road, Salford 5.

3-gang tuning capacitors 385pF per section with dual reduction, 6-1 and 18-1 ratio, anti backlash gears size 2 x 1 1/4 x 1 1/4. long spindle 7/6 each (brand new).

2-gang tuning capacitors 375, 825pF 6-1 reduction. Set of 3 transistor I.F. transformers with pin connection data. 10/- set.

Mixed bag of silver mica and ceramic capacitors. approx. 120, 8/6.

Bag of 100 80pF ± 10% small silver mica 1/4 x 1/4 (brand new). 5/-.

Single tuned I.F. transistor transformers 2/- (470 kc/s). Driver and output transformers, suit OC81s etc. 1 watt rating 7/6 pair or 4/6 each.

5ln. Ferrite rod aerials, no data, MW and LW. 5/-.

Printed circuit board: fibreglass, 4 x 5 x 1/16 each: tutol, 2 x 5in., 4 for 1/-; 4 x 4 1/4in., 4 for 9d.

Transistor capacitors, 0.1μF 50VW, 3/- doz. Electrolytics: 2mF, 5VW, 4d.; 4mF, 64VW, 6d.; 50mF, 6VW, 6d.; 100mF, 6VW, 6d.; 100mF, 9VW, 10mF, 12VW, 6d.; 150mF, 12VW, 8d.; 350 mF, 9VW, 9d.; 400mF, 15VW, 1/-; 500mF, 9VW, 9d.

BY1000 rectifiers, 800 p.i.v., 750mA, brand new, 3/-.

Double gang pots. 250k ± 250k log, 500k ± 500k lin. long spindles, new, 3/- each.

2k log pots, with dip switch, 3/-.

Microscopic radios sold out.

S.A.E. for lists. Postal service only.

A. J. H. ELECTRONICS
 (G8A, Q.N.)

59 WAVERLEY ROAD, THE KENT
 RUGBY, WARWICKSHIRE

NEW PRICES ON NEW COMPONENTS

DISCOUNT—
 10% over £2.
 15% over £5.

ELECTROLYTIC CAPACITORS (Mullard)

—10% to -50%

Subminiature (All values in μF)

4V	8	22	50	100	250	400
6.4V	6.4	25	50	100	200	320
10V	4	16	32	64	125	200
16V	2.5	10	20	40	80	125
25V	1.6	6.4	12.5	25	50	80
40V	1	4	8	16	32	50
64V	0.64	2.5	5	10	20	32

Price 1/6d, 1/3d, 1/2d, 1/-, 1/1d, 1/2d.

Small (All values in μF)

4V	800	1250	2000	3200
6-V	640	1000	1600	2500
10V	400	640	1000	1600
16V	250	400	640	1000
25V	160	250	400	640
40V	100	160	250	400
64V	64	100	160	250

Price 2/6d 3/4d 4/2d 5/2d

Large (All values in μF)

10V	2000	3200	5000	10000	16000
16V	1250	2000	3200	6400	10000
25V	800	1250	2000	4000	6400
40V	500	800	1250	2500	4000
64V	320	500	800	1600	2500

Price 8/3d 9/9d 12/9d 19/9d 23/3d

Clips 1/- 1/2d 1/2d 1/3d 1/4d

POLYESTER CAPACITORS (Mullard)

Tubular: 10%, 160V: 0.01, 0.015, 0.022μF, 7d. 0.033, 0.047μF, 8d. 0.068, 0.1μF, 9d. 0.15μF, 11d. 0.22μF, 1/-, 0.33μF, 1/2d. 0.22μF, 1/-, 0.33μF, 1/3d. 0.47μF, 1/6d. 0.68μF, 2/2d. 1μF, 2/6d.

400V: 1.000, 1.500, 2.200, 3.300, 4.700pF, 6d. 6.800pF, 0.01, 0.015, 0.022μF, 7d. 0.033μF, 8d. 0.047μF, 9d. 0.068, 0.1μF, 11d. 0.15μF, 1/2d. 0.22μF, 1/6, 0.33μF, 2/3d, 0.47μF, 2/8d.

Modular, metallised, P.C. mounting, 20%, 250V: 0.01, 0.015, 0.022μF, 7d. 0.033, 0.047μF, 8d. 0.068, 0.1μF, 9d. 0.15μF, 11d. 0.22μF, 1/-, 0.33μF, 1/5d. 0.47μF, 1/8d. 0.68μF, 2/3d. 1μF, 2/9d.

POLYSTYRENE CAPACITORS: 5%, 160V (unencapsulated): 10, 12, 15, 18, 22, 27, 33, 39, 47, 56, 68, 82, 100, 120, 150, 180, 220, 270, 330, 390, 470, 560, 680, 820pF, 5d. 1.000, 1.500, 2.200pF, 6d. 3.300, 4.700, 5.600pF, 7d. 6.800, 8.200, 10.000pF, 8d. 15.000, 22.000pF, 9d. 33.000, 47.000pF, 10d. Matrix: 3 1/2 x 2 1/4 in., 4 5 x 2 1/4 in., 4 6d. 3 1/2 x 3 1/4 in., 4 6d. 5 x 3 1/4 in., 5 3/4.

6,900, 8,200, 10,000, 12,000, 15,000pF, 1/6d, 18,000, 22,000, 27,000, 33,000, 39,000pF, 1/9d, 0.047, 0.056μF, 2/-, 0.068, 0.082, 0.1μF, 2/3d, 0.12μF, 2/9d, 0.15, 0.18μF, 3/-, 0.22μF, 4/-, 0.27, 0.33μF, 5/-, 0.39μF, 5/9d, 0.47μF, 6/3.

POTENTIOMETERS (Carbon), miniature. lin x 1/4 in spindle. Lin: 100Ω to 10MΩ. Log: 5kΩ to 5MΩ, 2/3d.

STEREO POTENTIOMETERS (Carbon), miniature. Matched tracks, 2in. x 1/4 in. spindle. 20kΩ to 2MΩ. Lin. and Log, 8/- (with switch, 10/6).

3K POTENTIAL DIVIDER POTENTIOMETERS (Carbon): Lin. 100Ω to 5MΩ. Horizontal and vertical P.C. mounting.

Miniature (0.3W), 1/-.

Submin. (0.1W), 10d.

High stability, very low noise.

5% Range; 4-7Ω to 1MΩ (E24 Series).

1/4W, 2d. ea., over 99, 1 1/4d. ea. (100 off per value, 13/9d).

1/4W, 2 1/4d. ea., over 99, 2d. ea. (100 off per value, 15/6d).

10% Range: 10Ω to 10MΩ (E12 Series).

1/4W, 1 1/4d. ea., over 99, 1 1/4d. ea. (100 off per value, 12/-).

1/4W, 2d. ea., over 99, 1 1/4d. ea. (100 off per value, 13/9d).

SEMI-CONDUCTORS: OA5, OA81, 1/6d. OC44, 2/-, OC45, 1/9d. OC71, OC72, OC73, OC81, OC81D, OC82D, OC170, OC171, 2/3d. OC140, AF115, AF116, AF117, 3/-.

Also entire current Newmarket range.

SILICON RECTIFIERS: 0.5A, 170 P.I.V., 2/9d. 400 P.I.V., 3/-, 800 P.I.V., 3/3d. 1.250 P.I.V., 3/9d. 1.500 P.I.V., 4/-.

JACK PLUGS (lin): Black, white, yellow, green, red or blue covers, 2/3d.

Screwed (heavily chromed). Standard, 2/9d. Side entry version, 3/3d.

JACK SOCKETS (lin, Plug): Chrome facia nut. Make/Make, Make/Break, Break/Break, or Break/Make, panel insulated, 2/9d.

PRINTED CIRCUIT BOARD (Vero)

0.15in. Matrix: 3 1/2 x 2 1/4 in., 3/9d. 5 1/2 x 2 1/4 in., 3 1/4 d.

3 1/2 x 3 1/4 in., 3 1/4 d. 5 1/2 x 3 1/4 in., 5/6d. 0.1in. Matrix:

3 1/2 x 2 1/4 in., 4 5 x 2 1/4 in., 4 6d. 3 1/2 x 3 1/4 in., 4 6d.

5 x 3 1/4 in., 5 3/4.

Send S.A.E. for May 1968 Catalogue.

INTERCOM/BABY ALARM

(Transistorised)

Master, with volume control/switch, and sub in elegant cream plastic cabinets, 4 x 3 x 1 1/4 in., and 50ft cream lead with plugs. Exceptional reproduction and sensitivity. Facility for calling with units switched off. Suitable for desk or wall mounting. Complete outfit, £3. Battery 2/6d. P. & P. 3/6d. (Regret no order discount).

MINIMUM ORDER VALUE 5/-

C.W.O. Post and Packing 1/-

DUXFORD ELECTRONICS (PW)
 Duxford, Cambs. (Sawston 3031)

RECEIVERS & COMPONENTS

(continued)

COMPONENTS

POSTAL SERVICE

* RECHARGEABLE BATTERIES

(sealed DEAC Ni-Cad)

PP3 Equip.: 9v. 39/- (p & n 2/- ea.)
 U2 Equip.: 1.25v. 35/9 (p & n 2/- ea.)
 U7 Equip.: 1.25v. 14/6 (p & n 1/6 ea.)
 U11 Equip.: 1.25v. 28/6 (p & n 1/6 ea.)

* NEW BARGAIN PACK

100 Hi-stab Resistors. 30 Silicon diodes (ungraded). 8 Rectifiers (top hat) .. 15/-

* ASSORTED RESISTORS — Hi-Stab. 300 off (8% $\frac{1}{10}$, $\frac{1}{4}$ watt, worth £3) 15/- (p & n 1/6 per order) C.W.O.

S.A.E. for list of Industrial Components for the Home Constructor.


ELMBRIDGE INSTRUMENTS LTD.
 Island Farm Avenue, West Molesey, Surrey



SURPLUS BARGAINS

(EX GOVT.)

FAMOUS NO. 19 SET TRANS/RECEIVER



Covers 2-8 Mc/s in 2 bands. 11 valve superhet receiver including 807 P.A. Power reqs. LT 12v. H.T. rec. 275v. H.T. transmit 500v. D.C. Slightly used 55/-.
 Selected condition 85/-.
 All 19 set ancillary parts available.

COLLINS (U.S.A.) RECEIVER 7 valve superhet. (Int. Octal valves). Exceptionally stable for 88B. Frequency coverage 1.5-13 Mc/s. Power required 230v. D.C. 80mA. 12v. A.C. 1-25A. Excellent condition £12.0.0.

No. 31 TRANSCEIVER. VHF 40-48 Mc/s. Tunable. 90/100/44v. battery operation. 70/-.

No. 88 TWO WAY RADIO. 40-42 Mc/s. Crystal controlled. 4 channel. 50/- each.

B44 VHF RADIO TELEPHONE. 60-96 Mc/s. Crystal controlled. 12v. D.C. operation £7.10.0.

No. 62 TRANSMITTER RECEIVER. 1.6-10 Mc/s. Tunable or crystal controlled. 12v. D.C. operation. £18.10.0.

R.C.A. C29 TRANSMITTER RECEIVER. 2-8 Mc/s. Complete station. Brand new. 12 or 24v. D.C. operation £19.10.0.

No. 62 RECEIVERS. Few left. Used (serviceable). £7.10.0.

TUBULAR STEEL TELESCOPIC AERIAL MASTS. 20ft. 4 section 70/-.

32ft. as above with 12ft. whip 80/-.

34ft. 6 section 90/-.

MAKE YOUR OWN AERIAL MAST! 8ft. 5in., 2in. dia. into 1/2in. dia. steel sections. (7 sections make 35ft. mast). 20/- per section.

NYLON GUY ROPES with semi-automatic tensioner. 33ft. 6/6; 50ft. 7/6; 60ft. 9/-.

ROTARY TRANSFORMERS BY HOOVER. 12v. D.C. input. Output 250v. D.C. at 125mA

12v. D.C. input. Output 490v. D.C. at 65mA. 25/-.

REJECTOR UNIT. For rejecting unwanted signals. Switched 4 ranges. 1-2-10 Mc/s. 30/-.

R.F. ANTENNA TUNER (A.T.U.). 160/80/40 metres. 25/-.

MOVING COIL HEADPHONES. Soft rubber earpads. 19/6.

D.L.R. BALANCED ARMATURE HEADPHONES. 12/6.

HEADSET WITH BOOM MICROPHONE. As used with 88 Set. 22/6.

MOVING COIL HEADPHONES and MIKE 21/6.

TRANSMITTER. 1.75-16 Mc/s. 3 waveband tunable. 813P.A. Complete all valves. circuit. £7.10.0.

POWER SUPPLY. 12v. D.C. input. 285 and 1300v. D.C. 300mA output. Incorporating 230v. D.C. 80mA vibrator pack. Circuit. £7.10.0.

All items Carriage extra. Mainland only. List giving fuller details of these and many other surplus bargains 2/-.

S.A.E. all enquiries (Please print clearly).

A.J. THOMPSON (Dept. P.W.)

"ELLING LODGE", CODICOTE, HITCHIN, HERTS.
 Phone: CODICOTE 242

Hours of business Monday to Friday 8-5. Sat. 8-12.
 Prices correct at time of press but subject to increase.

P.C.R. Rx

These are a 6 valve plus rectifiers Long. Med. and S.W. Rx covering S.W. 6 to 14Mc/s 50 to 16 metres they have internal speaker. sks for phones, tone control. Ae trimmer, and good slow motion drive supplied fitted with 200/250v mains P.U. Tested and ready to work. size 16 x 8in. front by 10in. deep. Good condition.
 Price: £8 10s. 0d. plus 12s. 6d. carr.

RECT UNIT TYPE 7

I/P 200/250v 50c/s or 12v D.C. O/Ps 150v D.C. at 30mA. 40v A.C. at 30mA. 12v D.C. at 30mA. fitted fuse, on/off swt. Ind. lamp. term strips. etc. Also spare vibrator. Ideal for small charger. New and boxed.
 Price: 25s. plus 7s. 6d. carr.
 Also in used condition 17s. 6d. plus 7s. 6d. carr.

INDICATOR UNIT TYPE 95

Contains CRT type VCR.97 green screen. 16 octal valves. CRT filament trans Focus. Brill. Gain control filter. Also Mu Metal shield. slow motion dial. 2 x 500P tuning conds. 100Kc/s standard crystal unit. slow motion drives and large number of other parts in good condition with outer cover.
 Price: £3 15s. 0d. plus 10s. carr.

TEST SETS 261 and 266

These are a portable test osc intended to work off 6v D.C. The 261 covers 175 to 305Mc/s and the 266 covers 95 to 180Mc/s. These units are directly calibrated, no Xtals are required and the O/P is modulated with var freq osc. A small Ae system is supplied, and a 6v Vib unit is built into unit.
 Price: Either type £3 5s. 0d. plus 10s. carr.
 OR £6 per pair carr. paid.

Rx UNIT TYPE ARR-2

These are a small airborne Rx tuning the band 234 to 268Mc/s. Uses valves 6AK5 x 3, 9001 x 7 and 12A6 O/P. These have O/P for 300 ohm phones, size 5 1/2 x 4 1/2in. front, 1 1/2in. deep. These Rx in their present condition are unsuitable for normal use. They can, however, be modified to tune the band 125 to 150Mc/s circuit diagrams and full modifications are supplied with Rx in good condition. A test Osc or Sig gen is required to carry out the modifications.
 Price: £3 10s. 0d. plus 6s. 6d. post.

R.F. AMP No. 4

This is the V.F.O. and P.A. section of the Army No. 59 Tx covering the freq range 1.2 to 17.5 Mc/s in 4 bands and uses the following valves: Osc TT11, Buffer TT11, Dr ver 807, P.A. two 813s. Bias rect 6X5. Volt stab VS110x2. 3 meters are fitted to monitor Grid. Anode and Ae current. Ae C/O relay is fitted and unit is intended to work into a dipole Ae. ext supplies of 1.5Kv. 400v D.C., 230v A.C. and 12v D.C. are required. Unit can be operated with one 813 to bring I/P power down to 150 watts. Supplied new and crated with circ.
 Price: £15 plus 20s. carr.
 V.F.O. section of above in used condition with circ price £4 plus 10s. carr.

ROLLER INDUCTORS

For Ae tuning and loading. size of coil 2 1/2in. dia., 7in. long. approx. 48 turns with knob and counter dial. Ex equip.
 Price: 17s. 6d. plus 4s. 6d. post.

465 Kc/s I.F. TRANSFORMERS

Size 1 1/2 x 1 1/2 x 3 1/2in. can be used in 19 set or P.C.R. ideal for improving gain and selectivity in old units. New and boxed.
 Price: 8s. 6d. per pair post paid.

POWER UNIT TYPE 311

I/P 200/250v 50c/s O/Ps + 300v at 250mA, -130v at 40mA, 12v D.C. smoothed at 4 amps. The O/Ps are all fused and can be switched remotely by relays in P.U. Supplied in good condition with outer cover and circ. This unit is the ground supply unit for the SCR.522 (BC624/5 Tx/Rx)
 Price: £4 10s. 0d. plus £1 carr.

POWER UNIT KIT

Complete kit of parts to build a 230v I/P P.U. with the following O/Ps: 500v D.C. smoothed at 140mA. 8.3v at 6 amps and 6.3v at 2 amps. Parts supplied as follows: H.T. trans. L.T. trans. Choke. 2x conds. 5U4. On/Off swt. Ind. lamp. fuse. valve holder. mains cable. connecting wire and circuit. All you need is chassis. All parts are ex equip and in good condition.
 Price: £2 10s. 0d. plus 8s. 6d. carr.

TEST SET TYPE 219

I/P 230v 50c/s this is a variable freq pulse generator covering 500c/s to 10Kc/s in 2 ranges. The width of the O/P pulses can be adjusted from 5 to 0.5µ secs. There is also a fixed width O/P pulse of 20µ sec. The O/P can be switched to +50, +10 and -10v and is variable down to 1 Mill volt in steps of 10. By making an internal connection to the unit it is possible to obtain a 1 to 1 square wave and sawtooth waveforms. Supplied in good condition. Tested with circ and leads in transit case.
 Price: £5 10s. 0d. plus 12s. 6d. carr.

TAG BOARD ASSEMBLY

This is a 26-way Tag Board fitted with the following parts: 17 1N538 and Top Hat Diodes. These are rated 200v P.I.V. at 250mA, 2N414 P.N.P. and 2N438 N.P.N. transistors. 7 1% resistors and 18 other small parts. All parts can be removed and reused.
 Price: 12s. 6d. plus 2s. 6d. post.

POLARISED RELAYS

These have two coils of 1-8K ohm each, contacts 1 pole c/o. with dust cover. Both contacts and magnet can be adjusted and moving contact will stay in 4in. position. These can be put to use in the construction of a Scope calibrator and 50c/s square wave generator. A circ diagram and instructions are supplied with them. Ex American equip.
 Price: 10s. plus 1s. 6d. post.

MINIATURE UNISELECTORS

Coil 600 ohm 50v, contacts 1 pole 11-way 3-band, made by Clare & Co., U.S.A. Ex equip.
 Price: 18s. 6d. plus 3s. post.

DIGITAL IND UNIT

This is a digital indicator unit built into a 19in. rack panel, 3 1/2in. high by 17in. deep. There are three low voltage number tubes plus one with special markings. These give numbers 0 to 9. 1in. high and requires 6v. Each number tube has 10 lamps, each lamp has one 2N404 and one 2N1184 transistors which are mounted on plus-in boards. One board with 20 transistors to each tube. Size of each number tube 4in. long, 1 1/2in. high and 1in. wide. Extra tubes can be mounted side by side. These were made in '63 by Sylvania U.S.A. for USAF. In very good condition.
 Price: £8 plus 10s. carr.

Single tubes with transistor board and plugs price 50s. 0d. plus 4s. 6d. post.

POWER UNIT FLR-9

I/P 120v 50c/s O/Ps +100v D.C. at 8 amps, -28v D.C. at 4 amps. 7.25v A.C. at 78 amps. These are a very elaborate P.U. made by Bogue Elec. U.S.A. for the USAF in '63. All three O/Ps are stabilised and can be adjusted over limited ranges. Further details available on request. Supplied in very good condition.
 Price: £26 plus 30s. carr.

POWER UNIT FLR-9

I/P 120v 50c/s O/P 10v D.C. at 20 amps. The O/P is fully stabilised and can be adjusted from front panel over the range 9 to 12v at 20 amps. O/P ripple at full load is less than 10 MillV. Made in '63 by Bogue Elec. for USAF. Supplied in good condition. Further details on request.
 Price: £16 plus 15s. carr.

MIN PANEL METERS 500 Ua scaled 1mA 21 OSD 1/4". Whip Aes 12ft 3-section with base 18/-, B.N.C. plugs and Sks 2/6 ea. 100ft insulated Ae wire with 3 insulators 10/-, 115v 50c/s blower motors new boxed 28/-, Trans 200/110 pria. sec 6v 1.5a twice new boxed 14/6, 12v 1A F.W. metal rect 6/-, Panel neon indicators with res for 230v good quality 3 for 7/6, Control knob 12 ass to fit 1 shafts 6/-, pointer knobs 1 1/2in long 7/6 for 12. Large W.W. pots 25K 3in. dia. 1 shaft 6/-, Toggle swts 3 types as follows all 3 for 6/-, D.P. c/o. D.P. c/o biased one way. Single pole c/o. Rep hat diodes type 1N538 200v P.I.V. at 250mA 6/6 per doz ex equip. Conds 1µF 400v block paper with clip modern make 3 for 6/-, Conds 20µF 100v and 15µF 150v Tantalum new used 2/- ea. A.F. O/P trans Pria 10/60K sec 600 ohm new 9/-, Meters 50Ua scaled in milli Rontgens 2 1/2in proj 80/-, Small insulated test sockets to take 1 1/8in dia. prod 6/- per doz. CV2247 Geiger Muller tubes new tested with circ 10/-, Conds 8µF 750v block paper 4 for £1. Relays 115v A.C. 2p c/o will work off 230v through 2K ww res 5/-, U.S. Army Kit boxes 4 1/2 x 6 1/2 in. hinged lid no holes 8 for £1. Two-sided box 1 1/2 x 3 1/2 in. with 2 hinged lids 4 for £1 (both types new). Lesdex Svs 24v 6d 4w 3b small type 12/6, Xtal units 100K standard 11/6. All above post paid.

SEND FOR FREE LISTS

B. SLATER Esq.
 55 HANDSWORTH ROAD, SHEFFIELD S9 4AA

RECEIVERS & COMPONENTS
(continued)

STELLA NINE RANGE CASES

Manufactured in Black, Grey, Lagoon or Blue Stelvetite and finished in Plastic-coated Steel Morocco Finish. The frame is of Dura with Aluminium end plates. Rubber feet are attached and there is a removable back plate with removable Aluminium front panel.

LIST OF PRICES AND SIZES
which are made to fit Standard Alloy Chassis

Width	Depth	4"		6"		7 1/2"	
		Height	Height	Height	Height	Height	Height
6 1/2"	31"	10	0	12	6	14	6
6 1/2"	44"	11	6	14	6	16	6
8 1/2"	37"	12	6	16	0	17	9
8 1/2"	67"	17	9	1	6	1	5
10 1/2"	77"	1	3	0	1	8	0
12 1/2"	32"	17	9	1	1	9	1
12 1/2"	54"	1	2	3	1	7	0
12 1/2"	84"	1	8	9	1	14	6
14 1/2"	37"	1	0	6	1	5	0
14 1/2"	97"	1	15	0	2	4	9
16 1/2"	67"	1	11	0	1	7	0
16 1/2"	10"	1	19	3	2	10	0

CHASSIS in Aluminium, Standard Sizes, with Gusset Plates

Sizes of fit Cases				All 2 1/2" Walls			
s	d	s	d	s	d	s	d
6" x 3"	5 6	10" x 7"	8 6	14" x 3"	7 3		
6" x 4"	5 9	12" x 3"	6 9	14" x 9"	14 6		
8" x 3"	8 6	12" x 5"	7 6	16" x 6"	10 9		
8" x 6"	7 9	12" x 8"	10 9	16" x 10"	16 0		

Post on all orders 3/-.

Transistors Boards containing at least 12 Texas Transistors (mixed) plus diodes, + resistors, + condensers. All for 10/-. POST FREE.

SCOOP, 100 mixed condensers. All new in packets. 100 for 7/6. POST FREE.

E. R. NICHOLLS

Manufacturer of Electronic Instrument Cases

46 LOWFIELD ROAD
STOCKPORT, CHESHIRE

Tel: STOCKport 2179

FOR SALE

SEE MY CAT. for this and that. Tools, materials, mechanical and electrical gear—lots of unusual stuff. This Cat. is free for the asking. K. R. WHISTON (Dept. PWC), New Mills, Stockport.

YUKAN SELF-SPRAY 20 PROFESSIONAL FINISH FROM AEROSOL. **Get these air drying GREY HAMMER OR BLACK WRINKLE (CRACKLE) finishes NOW!**

Yukan Aerosol spraykit contains 16 ozs. fine quality durable easy instant spray. No stove baking required. Hammers available in grey, blue, gold, bronze. Modern Eggshell Black Wrinkle (Crackle) at 14/11 at our counter or 15/11 carriage paid. Air push-button self-spray can. Also Durable, heat and water resistant Black Matt Finish (12 ozs. self-spray cans only) 13/11 carriage paid.

SPECIAL OFFER: 1 can plus optional transferable snap-on trigger handle (value 5/-) for 18/11 carriage paid. Choice of 13 self-spray plain colours and primer (Motor car quality) also available.

Please enclose cheque or crossed P.O. for total amount to: **YUKAN, Dept. 307A, EDGWARE ROAD, PW/G LONDON, W.2.**

We supply many Government Departments, Municipal Authorities, Institutes and leading Industrial Organisations—We can supply you too

Open all day Saturday. Closed Thursday afternoons

RADIO KNOBS, 1in. dia., 1/4in. fitting. Black. 3/- doz. inc. post. G4MH, 8 Townend, Golcar, Huddersfield.

FOR SALE
(continued)

Boxes of B.A. Nuts and Bolts, all Brand new and high grade machine cut items, invaluable to all Service men, experimenters etc. Bolts include 2.BA 4.BA and 6.BA up to 2" long, various heads, mainly brass, approx. 3-400 items per box, our Special Price 7/6d. plus 2/- d. Post and Packing. **WALTON'S WIRELESS STORES.** 55a Worcester Street, Wolverhampton, Staffs.

HALF PRICE OFFER. ELECTRIC SOLDERING IRONS. 220/240v. 40w. Plastic covered extension wire. Pistol grip handle which un-rewinds and fits over tip when not in use. Worth at least 30/- ONLY 15/- plus 2/- p. & p. Send Cash or P.O. with order to: **HARRISONS MAIL ORDER, 15 Pit Lane, Mountain, Queensbury, Bradford, Yorks.**

MONEY BACK GUARANTEE.

HIGH GLOSS METALLIC HAMMERED ENAMEL MAKES FANTASTIC DIFFERENCE TO PANELS

—say hundreds of enthusiastic users.

'Crackle' pattern appears like magic on wood and metal. No undercoat. Air dries 15 min. to hard glossy finish. Heat, liquid and scratch-proof. Lt. and Dk. Blue; Bronze; Silver; Green; Black. Send 10/- NOW for trial pkt. Tin, Colour samples and instructions. Post free.

BRUSH OR SPRAY-ON



FINNIGAN SPECIALTY PAINTS, Dept. P.W. STOCKFIELD, (Tel. 2280) Northumberland.

MINIFLUX 4-Track stereophonic/monophonic record/playback heads. List Price 6 gns.—Special Offer 55/- each.

MINIFLUX 4-Track stereophonic/monophonic Ferrite Erase Heads. List Price £3.10.0—Special Offer 32/6 each, or supplied together (one of each) at £3.17.6.

SKN4 4-track stereophonic record/play heads for Transistor Circuits at 55/- each. Also available 1-track and full-track monophonic Ferrite Erase Heads. All heads complete with technical specifications. Send S.A.E. for details. **LEE ELECTRONICS, 400 Edgware Rd., Paddington 5521.**

MORSE MADE EASY !!

FACT NOT FICTION. If you start RIGHT you will be reading amateur and commercial Morse within a month. (Normal progress to be expected.)

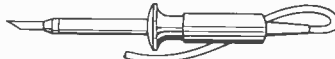
Using scientifically prepared 3-speed records you automatically learn to recognise the code RHYTHM without translating. You can't help it, it's easy as learning a tune. 18 W.P.M. in 4 weeks guaranteed.

For details and course C.O.D. ring, s.t.d. 01-660 2896 send 8d. stamp for explanatory booklet to:

63CHS/P. 45 GREEN LANE, PURLEY, SURREY

ELECTRICAL

DON'T MISS THIS OFFER



British Made Electric Soldering Iron, 6 months Maker's Guarantee AND After Sales Service. 30 watts 230-250 volts or 200-220 volts, state choice, supplied with over 10ft. of 3-core pvc flex. This is a quality iron at the ridiculous low price of ONLY 16/- + 1/6 P.P. **SOUTH WEST SUPPLIES, 222 Fishponds Road, Bristol 5.**

DRILL EXTENSION LEADS

20' 18/9
30' 24/9

+ 3/- P. & P.

Best quality 3-core cable used. Fitted with unbreakable rubber plug and socket in either 13 amp., 5 or 15 (state choice). Will also extend your vacuum lead. hedge trimmer, mower, etc.

SOUTH WEST SUPPLIES (Dept. PI) 222 Fishponds Road, Bristol 5

NEW RANGE BBC 2 AERIALS

All U.H.F. aerials now fitted with tilting bracket and 4 element grid reflectors.

Loft Mounting Arrays, 7 element, 37/6. 11 element, 45/- 14 element, 52/6. 18 element, 60/-

Wall Mounting with Cranked Arm, 7 element, 60/- 11 element, 67/- 14 element, 75/- 18 element, 82/6

Mast Mounting with 2in. clamp, 7 element, 42/6. 11 element, 55/- 14 element, 62/- 18 element, 70/-

Chimney Mounting Arrays, Complete, 7 element, 72/6. 11 element, 80/- 14 element, 87/6. 18 element, 95/-

Complete assembly instructions with every unit. **Low Loss Cable, 1/6 yd. U.H.F. Preamps from 75/-.** State clearly channel number required on all orders.

BBC - ITV AERIALS



BBC (Band 1). Telescope loft, 25/-. External S/D, 30/-. 'H', £2.15.0

ITV (Band 3). 3 element loft array, 30/-, 5 element, 40/-, 7 element, 50/-

Wall mounting, 3 element, 47/6. 5 element, 52/6. **Combined BBC/ITV.** Loft 1+3, 40/-; 1+5, 50/75; 1+7, 60/75; Wall mounting +3, 57/6; 1+5, 67/6; Chimney 1+3, 67/6; 1+5, 75/-

VHF transistor pre-amps, 75/-.

COMBINED BBC1 - ITV - BBC2 AERIALS 1+3+9, 70/- 1+5+9, 80/- 1+5+14, 90/- 1+7+14, 100/-

Loft mounting only. Special leaflet available.

F.M. (Band 2). Loft S/D, 15/- 'H', 32/6. 3 element, 55/-

External units available. Co-ax. cable 8d. yd. Co-ax. plugs, 1/4. Outlet boxes, 5/-. Diplexer Crossover Boxes, 13/6. C.W.O. or C.O.D. P. & P. 5/-

Send 6d. stamps for illustrated lists.

Callers welcomed - open all day Saturday

K.V.A. ELECTRONICS (Dept. P.W.)
27 Central Parade, New Addington Surrey (CRO-OJB)
LODGE HILL 2266

AERIAL WIRE: Coils of 25 yd. Single Strand 2/8 + 6d P. & P.

- RELAYS:**
1. Miniature Plug-in Relays. 185 Coil 4.5/18V. 2 Change over Contacts 13/6 + 1/6 P. & P.
 2. Miniature Plug-in Relays. 130 Coil 4. Light Duty Contacts. 9/15V. 18/8 + 1/6 P. & P.
 3. 6V. octal base A/C Relays. 2 pairs heavy duty contacts c/o. Complete with octal base. 23/- + 1/6 P. & P.
 4. Single change over Relay. 875 Coil. 18V. for printed circuit. 15/- + 1/6 P. & P.
 5. Bases for Item 1 and 2. 3/8 + 6d P. & P.
- State whether wired or available circuit.
- TEST METER:** 20k per volt ITI-2. £3.6.6. PT34 small test meter £1.14.0 + 3/- P. & P.
- TAYLOR JUN. £10.10.0, AVO Minor £8.10.0, and many others.**

- LOUDSPEAKERS:** 8 OHM 2" to 5" from 7/6 to 13/6 + 1/6 P. & P.
- Car Speakers 7" x 4" 13/6 + 2/- P. & P.
- TRANSFORMERS:** 250-0-250 sec. 60 M/A/6-3V. 18/8 + 3/6 P. & P.
- 250-0-250 sec. 100 M/A/6-3V. 39/6 + 3/6 P. & P.
- TRANSFORMERS SUITABLE FOR SMALL POWER SUPPLIES:** 5/11/17V at 4 amps. 27/6 + 3/6 P. & P.
- 3 to 30V tapped 2 amps. 30/- + 3/6 P. & P.
- 0-9-15V. 1 1/2 amps. 16/6 + 3/- P. & P.
- 75W auto transformers. 10/6 + 2/6 P. & P.
- OUTPUT TRANSFORMERS:** Suitable for EL85/UL84 Singles, 6/6 + 2/6 P. & P. Midget Choke Output. 6/6 + 2/6 P. & P.
- CONDENSERS ELECTROLYTIC:** 2, 4, 10, 16, 30 50, 100 m.s.d. 15V. 1/8 + 4d. P. & P. each.
- CARBON CONTROLS:** 5K to 2M Lin. or Log. 3/9 + 1/- P. & P. 5K to 2M Lin. or Log. with s/w. 5/3 + 1/- P. & P.
- EAR PIECES:** 2-5 mm or 3-5 mm Magnetic 2/6. Crystal 2-5 mm, 3-5 mm, 5/6.
- SINGLAIER PRODUCTS:** All units and Mat. Trans. TRANSISTORS: Popular Range OC44, OC45, OC71, OC72, OC81, OC82, all at 2/6.
- POWER TRANSISTORS:** OC26, 10/9, OC28 15/8, OC35, 13/6, AD1749, 15/-.
- OSMOR RANGE** of I.F.s, Coils, Driver & output trans.
- ELECTRONIC KITS:** Suitable for beginners £2.17.6.

Write or call for our free Components List.

BOTHWELL ELECTRIC SUPPLIES (Glasgow) LTD.
54 EGLINTON STREET
GLASGOW, C.S. Tel. 041 SOUTH 2904.
Member of the Lander Group

The following blueprints are available from stock. Descriptive text is not available but the date of issue is shown for each blueprint. Send, preferably, a postal order to cover cost of the blueprint (stamps over 6d. unacceptable) to Blueprint Department, Practical Wireless, George Newnes Ltd., Tower House, Southampton Street, London, W.C.2.

The Strand Amplifier }	(Oct. 1962)	5/-	The Celeste 7-transistor Portable Radio }	(June 1963)	5/-
The PW Signal Generator }			The Spinette Record Player }		
The Berkeley Loudspeaker Enclosure }	(Dec. 1962)	5/-	Transistor Radio Mains Unit }	(June 1964)	5/-
The Luxembourg Tuner }			7 Mc/s Transceiver }		
The PW Troubadour }	(June 1962)	7/6	The Citizen (December 1961) }		5/-
The PW Everest Tuner }			The Mini-amp (November 1961) }		5/-
The PW Britannic Two }	(May 1962)	6/-	The Beginner's Short Wave Superhet (Dec. 1964) }		5/-
The PW Mercury Six }			The Empire 7 Three-band Receiver (May 1965) }		5/-
Beginner's Short Wave Two S.W. Listener's Guide }	(Nov. 1963)	5/-	Electronic Hawaiian Guitar (June 1965) }		5/-
PW "Sixteen" Multirange Meter Test Meter Applications Chart }	(Jan. 1964)	5/-	Progressive SW Superhet (February 1966) }		5/-
			Beginner's 5-Band Receiver }	(Dec. 1966)	5/-
			Home Intercom Unit }		

PLEASE NOTE THAT WE CAN SUPPLY NO BLUEPRINTS OTHER THAN THOSE SHOWN IN THE ABOVE LIST. NOR ARE WE ABLE TO SUPPLY SERVICE SHEETS FOR COMMERCIAL RADIO, TV OR AUDIO EQUIPMENT.

Before using the query service it is important to read the following notes:

The PW Query Service is designed primarily to answer queries on articles published in the magazine and to deal with problems which cannot easily be solved by reference to standard text books. In order to prevent unnecessary disappointment, prospective users of the service should note that:

(a) We cannot undertake to design equipment or to supply wiring diagrams or circuits, to individual requirements.

(b) We cannot undertake to supply detailed information for converting war surplus equipment, or to supply circuitry.

(c) It is usually impossible to supply information on imported domestic equipment owing to the lack of details available.

(d) We regret we are unable to answer technical queries over the telephone.

(e) It helps us if queries are clear and concise.

(f) We cannot guarantee to answer any query not accompanied by the current query coupon and a stamped addressed envelope.

QUERY COUPON

This coupon is available until 5th July, 1968 and must accompany all queries in accordance with the rules of our Query Service.

PRACTICAL WIRELESS, JULY 1963

SOLID HIGH FIDELITY AUDIO EQUIPMENT BRITISH MADE

POWER AMPLIFIERS — PRE-AMPLIFIERS/CONTROL UNITS — POWER SUPPLIES



MP3



SP4-A



SP6-2

16 PAGE BROCHURE ON REQUEST. No 21
All units sold separately.

- MP3 mono preamplifier/control unit **£6.19.6** p.p. 3/-
- SP4-A mono/stereo version of MP3 **£11.19.6** p.p. 4/6
- SP6-2 mono/stereo (takes mag. pick-up as well) **£15.10.0** p.p. 5/-
- MPA12/3 12 watt amplifier 3 to 5 ohm output **£4.10.0** p.p. 2/6
- MPA12/15 12 watt amplifier 12 to 16 ohm **£5.5.0** p.p. 2/6
- MPA25 25-30 watt amplifier for 7-16 ohm speaker **£7.10.0** p.p. 3/6
- PS24/40 power supply for MPA12/3 & MPA12/15 **£3.12.6** p.p. 3/-
- MU24/40 choke version **£4.10.0** p.p. 3/6
- MU60 power supply for MPA25 **£4.17.6** p.p. 4/6


All systems complete with grey/silver panels and matching silver knobs.
Audio Equipment developed from Dinsdale Mk. II—each unit or system will compare favourably with other professional equipment selling at much higher prices. Brief details are below:

Complete suggested systems		Price
1A	MP3 + MPA12/3 + MU24	£15.5.0 p.p. 5/-
2A	MP3 + MPA12/15 + MU40	£16.0.0 p.p. 5/-
4	MP3 + (2) MPA12/15 + MU40	£21.2.6 p.p. 7/-
6	MP3 + MPA25 + MU60	£18.15.0 p.p. 7/-
8A	SP4-A + (2) MPA12/15 + MU40	£26.0.0 p.p. 8/6
10	SP6-2 + (2) MPA12/15 + MU40	£29.5.0 p.p. 8/6
12A	SP4-A + (2) MPA25 + (2) MU60	£35.10.0 p.p. 10/-
13	SP6-2 + (2) MPA25 + (2) MU60	£38.17.6 p.p. 10/-

THE FINEST VALUE IN HIGH FIDELITY—CHOOSE A SYSTEM TO SUIT YOUR NEEDS AND SAVE POUNDS

• COMPLETE RANGE OF SUITABLE PLAYER DECKS, SPEAKERS AND TUNERS IN STOCK.—ASK FOR LATEST LIST 16 •

NEW! INTEGRATED 7 WATT AMPLIFIER AND PREAMPLIFIER — MA 7



New design for 3 to 16 ohm speakers. Input for max. coal/ceramic pu's. Tape, tuner mic. etc. Battery operated or mains unit Full Treble/Bass controls. 8 transistor design.

PRICE **£8.10.0** P.P. 4/-

Leaflet on request (Mains int PS20 62/6. P.P. 3/-)

WE CAN SUPPLY STOCK FROM MOST OF THE PARTS SPECIFIED FOR CIRCUITS IN THIS MAGAZINE. SEND LIST FOR QUOTATION.

MW/LW QUALITY TRANSISTOR RADIO TUNER **£3.19.6**
Brochure 5.

TRANSISTOR CAR RADIO Send for Brochure 15



BRITISH MADE 6-Transistor MW/LW. 12 volt 3 watt output. Push-button wave-change. Boxed, ready to use with Speaker and Battery. Car fixing kit and manufacturers' guarantee. Special Bargain Offer. Positive or Negative Earth. 5 Push-button de-luxe version **£10.10.0** P.P. 4/6.
£11.19.6 Positive or Negative Earth.

TRANSISTORS - SEMICONDUCTORS

COMPLETELY NEW 1968 LIST of 1000 types available from stock. Send for your FREE COPY TODAY. (List No. 36)

- ★ S.C.R.'s from 5/-
 - ★ FIELD EFFECT TRANSISTORS from 9/6
 - ★ POWER TRANSISTORS from 5/-
 - ★ DIODES AND RECTIFIERS from 2/-
- 30 page illustrated brochure as above including Valves and Quartz Crystals. 1/- post paid.

GARRARD DECKS ALL THE LATEST MODELS



COMPLETE RANGE IN STOCK
FROM **£5.19.6**
Send for illustrated brochure 16 & 17

MAYFAIR PORTABLE



TOTAL COST TO BUILD 99 GNS.

- Ask for Brochure 9. (Includes general organ components).
★ Build this instrument stage by stage in your own home.
★ A truly portable instrument for all enthusiasts.
★ Fully TRANSISTORISED POLYPHONIC. British design.
★ Call in for a DEMONSTRATION and see for yourself.

13 NOTE PEDAL KIT **£18.0.0**. P.P. 10/-

ELECTRONIC ORGAN

Also READY BUILT AND TESTED 128 gns. Deferred terms available. DEPOSIT **£36.8.0** and 12 monthly payments of **£9**. Total **£144.8.0**. KIT of PARTS Deferred terms—DEPOSIT **£29.19.0** 12 monthly payments of **£7**. TOTAL COST **£113.19.0**.

ORGAN COMPONENTS We carry a comprehensive stock of organ components for TRANSISTOR AND VALVE FREE PHASE designs. Lists on request.



VHF FM TUNER. Ask for Brochures 3 and 4. 87/105 Mc/s Transistor Superhet. Geared tuning. Terrific quality and sensitivity. For valve or transistor amplifiers. 4 x 31 x 2 1/2 in. Complete with dial plate. 5 Mullard Transistors, plus 4 diodes.
TOTAL COST TO BUILD **£6.19.6** P.P. 2/6



FM STEREO DECODER Brochure 4
7 Mullard Transistors. Printed Circuit Design with Stereo Indicator. For use with any valve or transistor FM. Uses no cores to Mullard design and ger. and silicon transistors. As used by B.B.C. and G.P.O.
Complete Kit Price **£5.19.6** P.P. 2/6

Build a Quality TAPE RECORDER with MARTIN RECORDAKITS



Ask for Brochure 6

363 DECK ★ TWO-TRACK. Deck **£12.19.6**. Amplifier **£17.19.6**. Cabinet and speaker **£8.19.6**. Complete kits with MICROPHONE and 7in. 1,200ft. tape, spare spool.

Today's Value **£55** 36 gns. P.P. 28/6

★ FOUR-TRACK. Deck **£15.19.6**. Amplifier **£18.19.6**. Cabinet and speaker **£8.19.6**. Complete kits with MICROPHONE and 7in. 1,200ft. tape, spare spool.

Today's Value **£60** 39 gns. P.P. 28/6



7-TRANSISTOR MW-LW SUPERHET PORTABLE

New printed circuit design with full power output. Fully tunable on both mw/lw bands. 7 transistors plus diode, push-pull circuit. Fitted 5 inch speaker, large ferrite aerial and Mullard transistors. Easy to build with terrific results. All local and Continental stations. Size 10 x 7 x 3 1/2 in.
TOTAL COST TO BUILD **£6.19.6** P.P. 4/6
Send for Brochure 1

BUILD THESE PRACTICAL WIRELESS DESIGNS

CLUBMAN LENS CHASSIS
MK I 89/6
MK II 72/6
MK III 45/-
List No. 41

I.C. F.M. TUNER
Dec. 1967
99/6
Post 2/6
Including RCA CA3014.
List 40A.

SWITCHED F.M. TUNER
Aug. 1967
77/6
Post 2/6.
List 39.

CATALOGUE

NEW 9TH EDITION
280 pages, 6,000 items
1,000 illustrations

- ★ 25 pages of transistors and semiconductor devices, valves and crystals.
- ★ 200 pages of components and equipment.
- ★ 50 pages of microphones, decks and Hi-fi equipment.

The most comprehensive—Concise—Clear components Catalogue in Gt. Britain. Complete with 10/- worth Discount Vouchers Free with every copy.

Send today 8/6 Post paid



HENRY'S RADIO LTD.

Open Monday to Saturday 9 a.m. to 6 p.m. (Thurs 1 p.m.)

TWO STOP SHOPPING FOR ALL YOUR NEEDS
303, EDGWARE ROAD, LONDON W.2. 01-723-1008/9
Mail Order Dept. All types of Components and Kits Organ Dept.
309, EDGWARE ROAD, LONDON W.2. 01-723-6963
High Fidelity sales, P.A. A.D. test equipment, record decks etc.