

51 new

# PRACTICAL WIRELESS

JULY  
1967

216

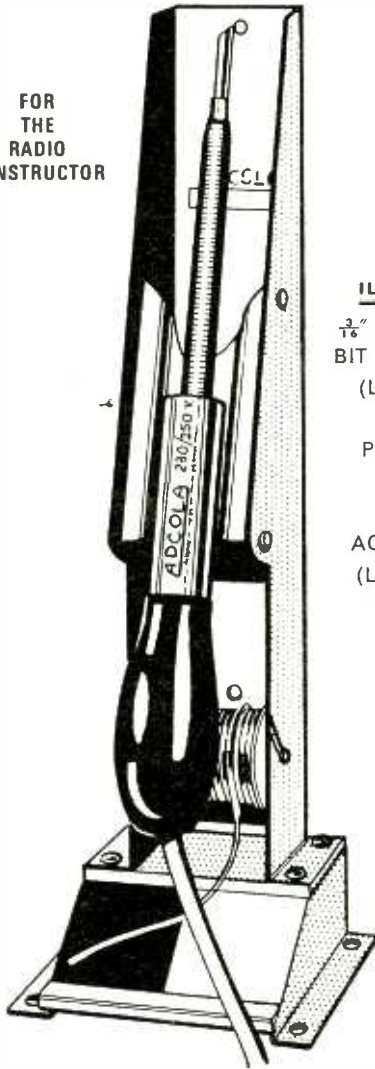


## TRANSFILTER PORTABLE



## SOLDERING EQUIPMENT

FOR  
THE  
RADIO  
CONSTRUCTOR



**ILLUSTRATED**  
**3/8" DETACHABLE**  
**BIT INSTRUMENT**  
(List No. 64)  
**IN**  
**PROTECTIVE**  
**SHIELD**  
**WITH**  
**ACCESSORIES**  
(List No. 700)

FOR CATALOGUES APPLY DIRECT

**ADCOLA PRODUCTS LTD.**  
**ADCOLA HOUSE**  
**GAUDEN ROAD,**  
**LONDON, S.W.4**

Telephones:  
MACaulay 0291/3

Telegrams: "SOLJOINT" LONDON SW4

Less than HALF list price!

## SUPERB LUSTRAPHONE MOVING COIL MICROPHONE

ONLY

**26/-**

POST FREE IN U.K.

Guaranteed brand new in maker's box . . .  
offered at below cost, list price £3.7.6.  
Your opportunity while surplus stocks  
last. This high quality microphone is  
complete with 9ft. cable and standard  
co-axial plug. Frequency response

70-12,000 cycles/sec., sensitivity —75,  
db(m). Medium impedance, nominal 600  
ohms. Lead can be extended up to 100ft.  
without loss of quality. FREE! Circuit for  
low-cost transistor pre-amplifier for matching  
to high-impedance input.



**RUSH YOUR ORDER NOW!**

**ANDREW MERRYFIELD LTD**

Dept. PT/812, 29 Wright's Lane, Kensington, London, W.8.

## PRE-PAK SEMICONDUCTORS

DAVIS & WHITWORTH LTD.  
222-224 WEST ROAD, WESTCLIFF-ON-SEA, ESSEX  
PHONE: SOUTHEND (0502) 46344

No.	PRICE	TRANSISTORS	PRICE
A1.	20/-	AF114	4/-
A2.	20/-	AF115	3/-
A3.	20/-	AF116	3/-
A5.	20/-	AF117	4/-
A7.	20/-	AF118	3/6
A8.	20/-	AF119	3/6
A9.	20/-	AF178	10/-
A13.	20/-	BSY95A	5/-
A14.	20/-	GET102	2/6
A15.	20/-	GET114	2/6
B1.	10/-	NKT213	2/6
B2.	10/-	OC22	5/-
B3.	10/-	OC23	10/-
B4.	10/-	OC25	10/-
B5.	10/-	OC26	5/-
B6.	10/-	OC28	5/-
B7.	10/-	OC36	10/-
B8.	10/-	OC41	2/6
B9.	9/-	OC42	2/6
B10.	10/-	OC44	2/6
B44.	10/-	OC45	2/6
B13.	10/-	OC71	2/6
B15.	10/-	OC72	2/6
B20.	10/-	OC73	5/-
B21.	10/-	OC81	2/6
B22.	10/-	OC81D	2/6
B33.	10/-	OC83	4/-
B34.	10/-	OC139	2/6
B35.	10/-	OC140	5/-
B36.	10/-	OC170	3/-
B42.	10/-	OC171	4/-
B47.	10/-	OC200	5/-
B48.	10/-	OC201	8/-
C2.	15/-	2C301	2/6
C4.	15/-	2C329A	4/-
D18.	5/-	2C417	2/6
		2N697	5/-
		2N706	5/-

★ All our semiconductors have a written guarantee ★  
FIRST EVER LOGIC KITS. Learn for yourself how computers work, even make one for yourself. Full instructions for a thoughts and crosses machine, binary counters, timers, etc. L.1. 5 gns. L.2. 10 gns. No need to purchase both kits, you can start with L.2., which incorporates L.1. DETAILS FREE.

NO CONNECTION WITH ANY OTHER FIRM. MINIMUM ORDER 10/-, CASH WITH ORDER PLEASE. For complete lists and substitution charts send 1/- in stamps, add 1/- post and packing. OVERSEAS ADD EXTRA FOR AIRMAIL.

# JASON

## ★ TAPE ★

We offer you fully tensilised polyester/nylon and P.V.C. tapes of identical quality hi-fi wide range recording characteristics as top grade tapes. Quality control manufacture. They are truly worth a few more coppers than acetate sub-standard fainted or cheap imports. **TRY ONE AND PROVE IT YOURSELF.**

Standard Play		Long Play	
3in. 150ft. 2/3	3in. 300ft. 4/8	3in. 225ft. 2/9	3in. 450ft. 5/8
5in. 600ft. 7/6	5in. 900ft. 10/8	5in. 900ft. 10/8	5in. 1,200ft. 13/7
7in. 1,200ft. 12/6	7in. 1,800ft. 18/8	7in. 1,800ft. 18/8	7in. 2,400ft. 24/7
Double Play		Triple Play	
3in. 300ft. 4/-	3in. 600ft. 8/-	4in. 900ft. 13/-	4in. 1,800ft. 25/-
5in. 1,200ft. 15/-	5in. 2,400ft. 34/-	5in. 2,400ft. 34/-	5in. 3,600ft. 44/-
7in. 1,800ft. 19/6	7in. 2,400ft. 27/-	7in. 3,600ft. 44/-	7in. 4,800ft. 54/-
Quadruple Play			
3in. 600ft. 8/6			

Postage 1/- reel.  
Post Free less 5% on three reels.  
Quantity and Trade enquiries invited.  
NOTE. Large tape stocks at all branches.


## BARGAIN PARCELS

Including variable condensers, I.F. coils, loud-speaker plugs/sockets, knobs, pots, condensers, resistors, nuts, bolts, cabinet fittings, switches, transformer choke rectifier, transistors at a small fraction of list value. Due to heavy demand we are now packing them in several sizes—**TRY ONE.**

3 lbs. (post 3/-)	9/-
7 lbs. (post 6/-)	17/6
14 lbs. (post 6/-)	29/-

# Transistorised FM Tuner

CALLERS WELCOME Demonstration without obligation at all branches



HIGH QUALITY:  
LOW NOISE:  
BATTERY OR MAINS  
OPERATION

**TRANSISTORS GUARANTEED TOP QUALITY**  
Mullard Matched Output Kits OC81D and 2-OC81 ..... 9/6  
R.F. Kits OC44, OC45 (2) 3 transistors ..... 9/6

## GERMANIUM DIODES

General Purpose miniature detector A.V.C. etc. etc. 6/6 doz. **8d.**  
Gold Bonded highest quality. Individually tested 9/6 doz. **1/-**

## SILICON H.T. RECTIFIERS

Guaranteed performance.  
Top makes. Tested 250v. working. 120 mA **2/9**  
500 mA **7/6**  
(3 for 19/8)

This beautifully compact 6 transistor machine (size 6 1/4 x 2 1/2 in.) will give quiet, more interference free reception. Months of use from a standard 9 volt battery or its small power requirements can be drawn from any amplifier. Low noise frequency changer with smooth 2 gang tuning feeding no less than three I.F. stages coupled to a double-tuned discriminator terminating in an L.F. stage giving ample output for all quality amplifiers.

## LATEST GARRARD

All Factory Fresh. All with carriage. E.P.26 Ceramic Stereo cartridge fitted to any deck for 15/- extra.

SRP12	£4.76
SP25	£9.19.0
ATOSLIM	£5.10.6
Model 1,000	£0.5.0
Model 2,000	£8.10.0
Model 3,000	£8.10.0
AT80	£9.19.0
A70	£18.10.0
LAB50	£24.19.0
401	£29.19.0

## B.S.R. BARGAINS

TU14	59/-
GU7	85/-
UA14	89/-
UA18	99/-
UA25 SUPERSLIM	£5.10.0

## CARTRIDGES

G.C.2 Garrard Mono	16/-
EV26 Garrard Stereo Ceramic	24/-
EUPHONIC SUPER Ceramic	
Stereo Diamond 100mV Output	29/-

## STEREO PORTABLE CABINETS

Latest black and silver metal finish. Consisting of centre cabinet size 16 1/2 in. x 13 in. x 8 in. deep with lift up lid together with two 10 x 6 speaker cabinets which clip on ends of main cabinet size 4 1/2 in. x 13 in. x 8 in. making overall size of 25 1/2 in. x 13 in. x 8 in. High quality chrome fittings. Will take almost any autochanger or tape deck. Approx. **£3.19.0** half price at

Ditto, but less chrome takes 7 x 4 speaker **£2.19.0**  
**MONO PORTABLE CABINETS.** B.S.R. tape deck or single record player - new attractive finish, half price. **19/6**  
**AUTOCHANGE PORTABLE CABINETS.** As used on 18 gna. record player. Due to fortunate purchase we offer complete with motor board and all fittings at only **49/-**  
**PLEASE NOTE.** A wide range of cabinets to suiters at all branches.

**100 HI-STABS 9/6**  
1% to 5% 100Ω to 5inΩ.  
CO-AX, low loss. 6d. yd. 25 yds. 11/8; 50 yds. 22/-; 100 yds. 42/8. Plugs 1/3.

**100 RESISTORS 6/6**  
SIZES 1-3 watt.  
**MICROPHONE CABLE** Highest quality, black, grey, white, 9d. per yard.

**100 CONDENSERS 9/6**  
Miniature Ceramic, Silver, Mica etc. 30p to 50p. LIST VALUE OVER £4.

**25 ELECTROLYTICS**  
Assorted 2 to 500 mfd 6 to 400 volt. LIST VALUE OVER £5. **9/6**

**50 TAG STRIPS 7/6**  
Mixed sizes 2 to 15 watt.

**25 POTENTIOMETERS**  
Including with switch, long and short spindle, pre-set, log and lin. unassorted, 1k-20mΩ. LIST VALUE APPROX. £4.

**CONNECTING WIRE**  
P.V.C. Bright Colours. Five 4/- CALLERS. A very wide range of electronic components available at all branches. Your enquiries welcomed.

AVOID AMPLITUDE DISTORTION WITH YOUR HI-FI AMP.

## STABILISED TRANSISTOR POWER SUPPLY

- VARIABLE 0—15V. AT 0—1 AMP.
- STABILISED FOR MAINS VAR. 210 - 250V.
- RIPPLE CORRECTED
- SHORT CIRCUIT PROTECTION
- HANDSOME STYLED CABINET

★ PRICE ONLY 6GNS.

## 10 WATT TRANSISTOR AMP

Consisting above stabilised power pack (can be used separately), with built-in pre-amp and controls driving two x OC26 main amp. in styled cabinet. New concept in value and design. 10 transistors, selection, vol. and tone controls equalisation.

PRICE 12GNS.

## ELPICO MONO PREAMPS

DPA15. Latest black/satin chrome finish multiple input channels selector bass and treble controls. Matches all pick-ups and mikes. Provision tape recording. **4 Gns.** Normally 10 gns. our price.

## Value in VALVES

GUARANTEED 3 MONTHS BY RETURN OF POST

Satisfaction or Money Back Guarantee on goods if returned unused within 14 days  
ALL VALVES ARE NEW UNLESS OTHERWISE INFORMED FREE  
TRANSIST INSURANCE. POSTAGE 1 valve 9d. 2-11 6d. per valve. Free over 12.

1L4	2/3	6K8GT	9/8	20P4	17/9	ECC88	9/6	GZ34	10/8	SP61	2/9
1E5	4/9	6L1	9/8	26L6GT	7/-	ECC80	7/9	KT91	12/-	TDD4	7/6
1E4	4/9	6L8G	8/8	26Z4G	7/-	ECCP2	7/8	KT63	5/9	U14/18	7/6
1E5	4/8	6L12	7/8	30F5	9/-	ECH21	10/-	KT68	19/8	U25	8/6
1F4	3/-	6LD20	8/8	30FL1	9/9	ECH35	11/-	KT88	27/6	U26	9/8
2D21	5/6	6P25	12/-	30L15	11/6	ECH42	10/6	KTW61	5/9	U35	12/6
3A5	6/-	6P28	9/8	30P4	11/6	ECH81	6/9	KTW63	5/-	U37	11/-
3Q4	5/3	6Q7G	7/-	30P12	9/-	ECH83	7/9	KTZ63	7/-	U107	12/6
5Y4G	6/-	6Q7GT	8/8	30PL1	11/-	ECL80	5/9	MU14	7/-	U191	12/6
5Z4G	6/6	6SL7G	6/9	35A5	9/6	ECL82	7/6	N7	6/6	U281	9/8
5Z4G	6/6	6SN7GT	6/8	35L6GT	8/6	ECL83	10/8	N78	13/-	U282	15/-
5Z4GT	9/8	6U4GT	9/8	35W4	6/6	ECL86	9/6	N108	13/-	U329	8/8
6J90L2	9/8	6V6G	4/9	35Z4GT	5/9	EF36	4/9	PC66	9/6	U801	19/6
6A8G	7/6	6V6GT	6/9	30L6GT	8/6	EF39	7/-	PC97	7/6	UBA30	6/6
6AK5	4/9	6X4	4/6	80	7/6	EF40	10/-	PC94	6/6	UAF32	7/9
6AQ5	4/9	6X5G	6/9	185BTA	19/6	EF41	8/-	PC95	7/6	UBA31	9/8
6AT9	5/-	6X5GT	6/9	807	9/6	EF50	3/3	PC98	11/9	UBC41	8/9
6BA8	5/6	7B8	11/8	807	9/6	EF50	4/3	PC99	11/-	UBC31	6/9
6BE8	5/8	7E7	9/5	3/6	EF55	6/3	PC118	9/9	UBF80	7/6	
6RH6	6/8	7C5	9/8	AZ31	8/6	EF86	7/8	PCF80	6/9	UBF89	7/6
6B36	7/-	7C8	7/6	CBL31	19/6	EF89	6/8	PCF82	6/9	UBL21	10/9
6BR7	9/6	7E7	7/6	DF92	7/3	EF91	3/6	PCF86	8/3	UC92	6/9
6BW7	6/6	7Y4	7/-	DF92	7/3	EF183	8/-	PCL82	7/9	UC85	7/6
6E4	3/6	7Y4	7/-	DK92	7/3	EF184	8/-	PCL83	9/8	UCF80	8/6
6E5	5/6	10C1	11/-	DL92	8/6	EL32	5/-	PCL84	9/-	UCH21	10/9
6E8	4/6	10C2	12/6	DL94	6/6	EL33	12/-	PCL85	9/8	UCH32	8/6
6E9	11/-	10F1	7/6	DL98	7/3	EL34	11/8	PCL86	9/6	UCH31	7/-
6E9	11/-	10L11	14/8	DL98	7/3	EL35	8/-	PCL87	8/8	UCM82	8/6
6E9	11/-	10L13	9/8	EABC80	6/9	EL38	15/-	PCL88	11/-	UCM83	10/9
6D6	4/6	10P14	9/8	EAF42	8/-	EL41	9/9	PL38	12/6	UF41	9/-
6F1	6/8	12A77	4/9	EB41	4/6	EL42	8/9	PL81	7/9	UF42	6/9
6F6G	5/-	12A77	5/6	EB92	2/9	EL84	6/8	PL82	5/9	UF85	7/6
6F13	4/8	12A77	6/9	ECB33	7/6	EM30	6/8	PL83	6/9	UF89	6/9
6F14	7/8	12J7GT	6/9	EB41	9/6	EM81	7/6	PL84	7/-	UL41	10/-
6F15	9/8	12K7GT	5/9	EB91	6/9	EM84	7/9	PL87	7/6	UL44	14/-
6F23	8/-	12K8GT	9/8	EBF80	7/9	EY51	7/6	PY32	9/8	UL40	10/-
6J5G	4/6	12Q7GT	6/6	EBF89	7/9	EY86	7/6	PY33	7/6	UL84	6/8
6J5GT	6/6	1A57	14/8	EBL21	11/-	EY88	8/6	PY80	5/9	UM90	9/6
6J6	3/8	1B4G5	5/6	EC040	9/6	EZ40	7/6	PY81	5/9	UY21	6/9
6J7G	5/6	20D1	3/9	EC081	4/9	EZ41	8/8	PY82	5/6	UY41	7/-
6J7GT	9/8	20F2	9/8	EC082	5/6	EZ80	5/6	PY83	5/9	UY85	5/8
6E7G	2/8	29L1	16/-	EC083	6/-	EZ81	6/-	PY88	8/6	VR105	5/-
6E7GT	5/9	20P1	9/8	EC084	7/-	FC4	6/-	PY800	7/-	VR150	5/-
6E8G	5/9	20P3	9/6	EC085	5/9	GZ32	9/6	PZ30	9/6	X66	7/9

Stockists of Leak, Quad, Chapman, Goodman, Armstrong, Tripletone Linear Royer, Trivox, Ferrograph, Wharfedale, etc.  
Post: 1 lb. 1/5, 1 1/2 lb. 2/6, 2 lb. 2/9, 4 lb. 3/3, 6 lb. 4/-, 14 lb. 5/6.

# TECHNICAL TRADING

**LONDON**  
**BRIGHTON**  
**PORTSMOUTH**  
**SOUTHAMPTON**  
**WORTHING**

10 Tottenham Court Road, W.1.  
Tel. MUSEUM 2639

Park Crescent Place  
Tel. 680722

350-352 Fratton Road  
Tel. 22034

72 East Street  
Tel. 26551

138 Montague Street  
Tel. 2655

# WEYRAD

## COILS & TRANSFORMERS FOR CONSTRUCTORS

Special versions of our P50 Series are now available for AF117 or OC45 Transistors. They can be used in the standard superhet circuit with slight changes in component values, details of which are given in the latest edition of the Constructors' Booklet priced at 2/-.

Oscillator Coil .....	P50/1AC (For OC45)	P50/1AC (For AF117).....	5/4
1st I.F. Transformer .....	P50/2CC (For OC45)	P51/1 (For AF117).....	5/7
2nd I.F. Transformer .....	P50/2CC (For OC45)	P51/2 (For AF117).....	5/7
3rd I.F. Transformer .....	P50/3CC (For OC45)	P50/3V (For AF117).....	6/-
Rod Aerial .....	RA2W.....		12/6
Driver Transformer .....	LFDT4/1 .....		9/6
Output Transformer.....	OPT1 .....		10/6
Printed Circuit.....	PCA1 .....		9/6


## I.F. TRANSFORMERS & COILS FOR VALVE CIRCUITS

Production of Tuning Coils (Type "H") and I.F. Transformers is being continued and details of these and our other components are given in an illustrated folder which will be forwarded on request with 4d. postage please.

**WEYRAD (ELECTRONICS) LIMITED**  
SCHOOL STREET, WEYMOUTH, DORSET



*The Sensational  
ALL-TRANSISTOR  
Communications Receiver*



EDDYSTONE  
EC10

for use in the home, caravan, car or boat,  
H.P. facilities. **Only £48** Part exchanges

*Write for brochure*

**170-172 CORPORATION STREET  
BIRMINGHAM 4**

Telephone: 021-236-1635

**17in.—£11.10.0**

**TWO-YEAR GUARANTEE  
EX-RENTAL TELEVISIONS**

3 Star Guarantee  
★ Tube ★ Valves  
★ Components Carr. 30/-

**FREE ILLUSTRATED  
LIST OF TELEVISIONS**

17"—19"—21"—23"  
WIDE RANGE OF MODELS  
SIZES AND PRICES

DEMONSTRATIONS DAILY

**TWO-YEAR GUARANTEED  
TUBES 100% REGUNNED**

14in.—89/6 17in.—89/6


21in. and ALL SLIMLINE TUBES 99/6

Exchanged Bowls Carr. 10/6


**EX MAINTENANCE TESTED TUBES**

17in.—35/- 14in.—15/-

Carr. 5/- (not slimline)



**COCKTAIL/STEREOGRAM CABINET £25**



Polished walnut veneer with elegant glass fronted cocktail compartment, padded. Position for two 10in. elliptical speakers. Record storage space. Height 35½in., width 52½in., depth 14½in. Legs 1 9in. extra.

**OTHER MODELS, SEND FOR FREE LIST**

**RECORD PLAYER CABINETS, 49/6.** Latest designed covered cabinets. Takes any modern Auto-changer. P. & P. 7/6.

**TRANSISTOR CASES 19/6 9½ x 6½ x 3½in.** P. & P. 2/6.

**TV TURRET TUNERS, 2/6.** New, less valves. Slim models 5/-. Press button models 19/6. P. & P. 4/6.



**DUKE & CO. (LONDON) LTD.**

621/3 Romford Road E.12

ILF 6001-2-3

# Lasky's Radio

## TRANSISTOR PORTABLES



### LONG WAVEBAND COVER FOR THE SKYROVER

A simple additional circuit provides coverage of the 1100/1950M. band (including 1500M. Light programme). This is in addition to all existing Medium and Short wavebands. All necessary components with construction data.

Only 10/- extra Post Free. This conversion is suitable for receivers that have already been constructed. Data 2/6 extra: refunded if you purchase the parcel. All components available separately.

### THE SKYROVER De Luxe

7 transistor plus 2 diode superhet, 6 waveband portable receiver covering the full Medium Waveband and Short Waveband 31-94M and also 4 separate switched band-spread ranges, 13M., 16M., 19M. and 25M., with Band Spread Tuning for accurate Station Selection. The coil pack and tuning heart is completely factory assembled, wired and tested. The remaining assembly can be completed in under three hours from our easy to follow, stage by stage instructions. Superhet, 470 Kc/s. All Mullard Transistors and Diodes. Uses 4 U2 batteries, 5in. Ceramic Magnet P.M. Speaker, 500 mW Output. Telescopic and Ferrite Rod Aerial. Tone Circuit with separate Tone Control. Volume Control, Tuning Control and Waveband Selector. In wood cabinet, size 11½x4½x3in. covered with washable material, plastic trim and carrying handle. Car aerial socket fitted.

Can now be built for **£8.19.6** Post 5/- extra

H.P. Terms: 60/- deposit and 11 monthly payments of 12/9. Total H.P.P. £10.0.3. Four U2 batteries 3/4 extra.

## SPECIAL INTEREST ITEMS

### NEW! LASKY'S CLEAR PLASTIC PANEL METERS

Precision made in Japan by HIOKI. Each meter boxed and fully guaranteed with all fixing nuts and washers. Sizes are of front panel. Add 1/6 Post on each.

Type KR-52 3 x 2½in. (illustrated)  
1 mA DC ..... 32/6 300 V DC ..... 32/6  
5 mA DC ..... 32/6 500µA ..... 37/6  
1 mA 8 Meter ..... 39/6



### Type MK-38A 2in. square

1 mA DC ..... 22/6  
5 mA DC ..... 22/6  
300 V DC ..... 22/6  
55µA ..... 27/6  
1 mA 8 Meter ..... 29/6

### Type KR-65 3½ x 3in.

1 mA DC ..... 36/-  
5 mA DC ..... 35/-  
300 V DC ..... 35/-  
500µA ..... 42/6  
1 mA 8 Meter ..... 39/6

### Type MK-65A 3in. square

1 mA DC ..... 36/-  
5 mA DC ..... 35/-  
300 V DC ..... 35/-  
500µA ..... 39/6  
1 mA 8 Meter ..... 37/6

### NOW AVAILABLE! — JOYSTICK AERIALS

Revolutionary variable frequency antenna for transmission and reception. With a variable matching unit these antennae perform as a high 'Q' device at any selected Medium or Short waveband. Send for S.A.E. for descriptive leaflet.

AERIALS (7" Long)		Matching units	
VFA Standard	£4 15 0	A.T.V. 3A	£3 12 6
VFA DeLuxe	£5 19 6	A.T.V. 4	£4 4 0
		A.T.V. 4/RF	£5 6 0

## NEW INTERNATIONAL TAPE

FAMOUS AMERICAN MADE BRAND TAPE AT RECORD LOW PRICES

3in. Message tape, 150ft. ....	2 6	5½in. Long play, 1200ft. Acetate	12 6
3in. Message tape, 225ft. ....	3 9	5½in. Standard play, 850ft. PVC	11 6
3in. Message tape, 300ft. ....	7 6	5½in. Long play, 1200ft. Mylar	15 0
3½in. Triple play, 600ft. Mylar	10 0	5½in. Triple play, 2400ft. Mylar	45 0
4in. Triple play, 900ft. Mylar	17 6	7in. Standard play, 1200ft. Acet.	12 6
5in. Double play, 1200ft. Mylar	15 0	7in. Standard play, 1200ft. Mylar	12 6
6in. Long play, 900ft. Acetate	10 0	7in. Long play, 1800ft. Mylar	18 6
5in. Standard play, 600ft. PVC	8 6	7in. Double play, 2400ft. Mylar	26 0
5in. Triple play, 1800ft. Mylar	35 0	7in. Long play, 1800ft. Acetate	15 0
5½in. Double play, 1800ft. Mylar	22 6	7in. Triple play, 3600ft. Mylar	50 0

P. & P. 1/- extra per reel. 4 reels and over Post Free

### EXPORT FM WIRELESS MICROPHONES

**THE TTC MODEL B4002**  
Highly sensitive—suitable for either static or mobile use. Signals can be picked up by any FM radio or tuner which receives frequencies between 96—104 Mc/s over several hundred yards. Size only 3 x 2½ x 1½in. (in leather case). Operates on one PP3 type battery. Complete with neck cord, clip on dynamic extension mike (½ x 1 x 5/16in.) and battery. LASKY'S PRICE 10 Gns. Post Free anywhere in world.  
**THE TTC MODEL 12/500.** More powerful version of above—size 7½ x 1½ x 1½in. Operates on one PP3 type battery. LASKY'S PRICE 12 Gns. Post Free anywhere in world. These cannot be operated in the U.K. owing to G.P.O. regulations.

### Branches

207 EDGWARE ROAD, LONDON, W.2 Tel.: 01-723 3271

33 TOTTENHAM CT. RD., LONDON, W.1 Tel.: 01-636 2605

Open all day Saturday, early closing 1 p.m. Thursday

152/3 FLEET STREET, LONDON, E.C.4 Tel.: FLEet St. 2833

Open all day Thursday, early closing 1 p.m. Saturday

**ALL MAIL ORDERS AND CORRESPONDENCE TO: 3-15 CAVELL ST., TOWER HAMLETS, LONDON, E.1 Tel.: 01-790 4821**

## CONSTRUCTORS BARGAINS

### SPECIAL PURCHASE—UHF/VHF TV TUNERS

Well known British makers surplus stocks. Now available for the first time to the Home Constructors. Add 2/6 Post and Packing on each.

#### VALVE UHF MODEL (illustrated)

In metal case size 4 x 6 x 1½in. Fully tunable—complete with PC86 and PC85 valves. LASKY'S PRICE 29/6 Without valves 7/6



#### TRANSISTORISED VHF TUNER


Sub-miniature turret type fitted with 12 sets of coils and 3 Mullard AF102 transistors. In metal case size 3 x 1½ x 2½in.

LASKY'S PRICE 37/6

### TRANSISTOR FM TUNER CHASSIS

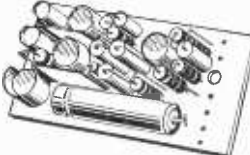
Fully tunable—range 85 to 108 Mc/s. Completely wired on printed circuit. 10-3 Mc/s. 1F, 6 transistors and 3 diodes. Slow motion tuning drive. Size 6½ x 4 x 2½in. Operates from any 9v. D.C. source. Full data and circuit supplied.

LASKY'S PRICE £7.19.6 Post 5/- extra.



### NEW—LASKY'S MINIATURE TRANSISTOR AMPLIFIER MODULES

Incorporating the very latest circuitry to provide high sensitivity and good quality in conjunction with extreme small size and compactness. High quality Newmarket transistors used throughout. All designed to operate on 9v. miniature battery. Add 1/- on each for Post and Packing.



TYPE LRPC 1. 3 transistor. Input sens. 50mV. Output 150mW. Output imp. 40Ω. Size 2 x 1 x 1½in. .... PRICE 27/6

TYPE LRPC 4. 5 transistor input sens. 150mV output 330mW output imp. 15Ω size 2½ x 1½ x 2½in. .... PRICE 18/6

TYPE LRPC 5. 6 transistor. Input sens. 8mV output 3W output imp. 3Ω size 5½ x 1½ x 1½in. .... PRICE 59/6

LRPC 9. High to Low input matching pre-amplifier. Input imp. 1 meg ohm output imp. 2 k/ohms. Size 1½ x 1½ x 2½in. .... PRICE 10/6

LRPC 10. Magnetic tape replay preamp. designed so that a 450 mH head can be matched into any of the audio amp. modules listed above. Size 2½ x 1½ x 2½in. .... PRICE 10/6

Note the LRPC 9 and 10 are ideal for use with the LRPC 1, 4 or 5 and are available at the reduced price of 7/6 if bought with the LRPC 4.

### SINCLAIR SUPER MINIATURE KITS

Write for details of Package Deals

THE MICRO-6 miniature radio only 1½ x 1½ x 1½in. ....	£2 19 6
THE MICRO-FM (tuner/receiver) .....	£2 19 6
THE MICROMATIC World's smallest radio kit 1½ x 1½ x 1½in. ....	£2 19 6
THE MICROMATIC Ready built tested and guaranteed .....	£3 19 6
THE Z-12 12 watt amp. and pre-amp fully built .....	£4 9 6
PZ-3 power pack for Z-12 .....	£3 19 6
STEREO 25 Pre-amplifier control unit fully built .....	£9 19 6

### VEROBOARD

High grade laminated board with copper strips bonded to it and pierced with holes.

Boards		Accessories	
42/1503 2½ x 5in. ....	3/11	Terminal pins—pkt. of 50 .....	3/-
43/1504 2½ x 3½in. ....	3/8	Spot face cutter tool .....	7/8
45/1507 3½ x 5in. ....	5/6	Pin inserting tool .....	9/6
46/1508 3½ x 3½in. ....	3/11	Post 6d. per item extra.	
44/1505 3½ x 17in. ....	15/6	Orders of 10/- and over post free.	

### GORLER UT 340 FM/VHF TUNING HEART

Permeability tuned—covering 87 to 108 Mc/s. For use with one ECC85 valve. In metal case size 3 x 2½ x 1½in. Circuit supplied.

LASKY'S PRICE 15/11 Post 2/- ECC85 valve 9/- extra.

### TRANSISTORS

ALL BRAND NEW AND GUARANTEED

GET 81 GET 85 GET 86 2/6; 878A 874P 8/6; OC45 OC71 OC81D 4/6; OC44 OC70 OC75 OC81 5/6; (match pair 10/6); AF117 OC200 6/6; OC42 OC43 OC73 OC82D 7/6; OC201 OC204 15/-; OC205 PC206 19/6; OC28 24/6; OC75 8/6.

### TRANSFILTERS

by BRUSH CRYSTAL CO. Available from stock.

TO—01B 465 kc/s. ± 2 kc/s. ....	TO—02D 470 kc/s. ± 1 kc/s. ....	9/6 each Post 6d.
TP—01D 470 kc/s. ± 2 kc/s. ....	TP—01B 465 kc/s. ± 2 kc/s. ....	
TO—02B 465 kc/s. ± 1 kc/s. ....	TP—01D 470 kc/s. ± 2 kc/s. ....	

**NOW AVAILABLE—OUR NEW BARGAIN BULLETIN.** 24 foolscap pages packed with hundreds of bargains for the "ham" and service man—exclusive to Lasky's—plus full list of regular stock items. PRICE 6d. POST FREE.

### High Fidelity Audio Centres

42 TOTTENHAM CT. RD., LONDON, W.1 Tel.: 01-580 2573

Open all day Thursday, early closing 1 p.m. Saturday

118 EDGWARE ROAD, LONDON, W.2 Tel.: 01-723 9789

Open all day Saturday, early closing 1 p.m. Thursday

# PADGETTS RADIO STORE

## OLD TOWN HALL, LIVERSEDEGE, YORKSHIRE

Telephone: CLECKHEATON 2866

**Special Offer.** 19 Sets, Mark 3, in good clean condition. Parts removed, B section, 807 valve, and TX section made US. Receiver Bench Tested, all you would need is a Power Pack. Price 35/-. Carriage 10/-.

**19 Sets** in fair condition as above and also removed is the meter and relay, 10/- Carriage 10/- Not tested.

**Breaking Up 19 Sets.** Relays 100ohm coil. 2/- Post and Packing 2/-. Doz. 26/-. Post paid. Jack Sockets. 7/6 Doz. Post paid.

**Metal Toggle Switches 9d.** Post and packing 7d. 7/6. Doz. Post paid.

**Pointer Knobs. 9d.** Post and packing 6d. Doz. 7/6. Post paid.

**46 Sets.** New condition, less send receive switch, coils and crystals. 12/6. Post paid.

**46 Set Whip Aerial Sections.** Nine for 2/- Post and packing 1/6.

**EX RAF Wave Meter.** Type W1649. Complete with Slow Motion Drive and Six Valves. Housed in wooden box used. 17/- Carriage BRS 10/-.

**Small Battery S.W. Chassis,** complete with two tuner, Condensers, and slow motion drives. 6/-. Post paid.

**88 Set Chassis, Valves, Send Receive Switch,** and Crystals removed, 5/- Post paid.

**Untested 17in. TV Sets.** Complete with all Channels, 50/- Carriage 10/-.

**TV Chassis.** Transformers removed. But complete with condensers, resistors, and valve holders. 10 for 22/-. Post paid.

**Perspex TV Safety Screens, 2/- each,** Post 4/- each. Doz. for 30/- Post paid.

**Speakers Removed from TV Sets.** All 3ohm PM and perfect 6 x 4in. and 6in. round, 3/- post 2/9. Six for 22/-, post paid. 7 x 4in., 5/-, post 2/9. Six for 34/-, post paid. 8in. round, 6/6, post 3/6.

**New 12in. Speakers with Built-in Tweeter.** 28/6, post paid. 3 or 15 ohm Coil.

### VALVE LIST

Ex Equipment. 3 months' guarantee

10F1, EF80, EB91, ECL80, EF50, PY82, PZ30, 20P3. All at 10/- per doz. Post paid. Single valves post 7d.

ARP12	1/6	PL36	5/-	185BT	8/6
EB91	9d.	PL81	4/-	20D1	3/-
EBF80	3/-	PY33	5/-	20L1	5/-
ECC81	3/-	PY81	1/6	20P1	5/-
ECC82	3/-	PY82	1/6	20P3	2/6
ECC83	4/-	PZ30	5/-	20P4	8/6
ECL80	1/6	U25	5/-	5U4G	4/-
EF50	1/-	U191	5/-	6B8	1/8
EF80	1/6	U281	5/-	6K7	1/9
EF91	9d.	U282	5/-	6K25	5/-
EL38	5/-	U301	5/-	6P25	5/-
EY86	5/-	U329	5/-	6U4	5/-
KT36	5/-	U251	5/-	6V6	1/9
PCC84	2/-	U801	8/6	6P28	5/-
PCF80	2/-	10C2	5/-	EY51	2/6
PCL82	4/-	10P13	2/6		

### NEW VALVES EX UNITS

IT4, 2/-; IL4, 2/-; IA3, 2/6; IS5, 2/6; 12AT7, 3/-; 3A4, 2/6; EF91, 2/-; EB91, 1/3; EL91, 2/-; UUS, 4/-; 6SN7, 2/6; 10P13, 4/-; box of 50 ARP12 Valves, 22/- Post paid.

**New Boxed TV Tubes.** 14in. MW36/44., 40/- Carriage 10/-. 12 months' guarantee.

**90 degree Tubes.** Twelve months' guarantee. Slight glass fault, 30/- and 50/- Carriage 10/-.

**Reclaimed Tubes.** Six months' guarantee. AW43/80, 30/- MW43/80, 30/- MW43/89, 30/- CRM172, 30/- CRM142, 17/- 12in. Tubes, 10/- 17in. Tubes, perfect but without guarantee, 17/- Carriage on any Tube in G.B., 10/-

**EX Washing Machine Motors.** Fully guaranteed. Single phase 1/2 h.p., 26/- Sixth h.p., 15/- Plus carriage, 10/-.

**New Miniature Model Makers Motor.** 6/6. Post paid.

**New Miniature Blower Motor.** 7/6. Post 2/- Will run from 24, 12 or 6 volts.

**Jap Lapei Microphones.** 5/- Post paid.

**Jap Mini Meter.** Size 3 1/2 x 2in. Specifications 1 Sensitivity 1000 ohm per volt. AC/DC. DC voltage 0, 12 volt. 0-120 volt. 0-1200 volt. AC voltage 0-12 volt. 0-120 volt. 0-1200 volt. DC current 0-1MA. 0-120 MA. Resistance 0-200 ohm. Complete with Test Leads and Battery. 32/6. Post paid.

**Jap Personal Earpiece,** small or large plug. 1/11. Post paid.

**Silicon Rectifiers.** Top Grade, Half amp 800 p.i.v. 3/- Post paid. Half amp 400 p.i.v. 2/6. Post paid. 5 amp 400 p.i.v. 4/- Post paid. 5 amp 800 p.i.v. 5/- Post paid. 5 amp 200 p.i.v. 2/6. Post paid.

**Top Grade Diodes.** 3/6 per dozen. Post paid, no duds.

**Top Grade Mylar Tapes.** 7in. Standard, 11/6. L.P., 14/- 7in. D.P., 19/6. 5in. Standard, 7/9. L.P., 10/- Post 1/6 per tape.

# THE PEMBRIDGE COLLEGE OF ELECTRONICS FOR TRAINING IN RADIO AND TELEVISION

## FULL-TIME COLLEGE COURSE IN RADIO AND TELEVISION

Our Course, of sixteen months' duration, provides a fundamental training for radio and television engineers. It includes theoretical and practical instruction on transistor television receivers, U.H.F. television receivers and colour television.

Exactly half the time is spent on practical work and the course provides excellent practical experience on valve and transistor radio receivers and high-fidelity equipment and all well known makes of television receivers.

The Course is recognised by the Radio Trades Examination Board (R.T.E.B.) for the Radio and Television Servicing Certificate examinations.

Next Course commences 5th September, 1967.

To: **The Pembridge College of Electronics (Dept. P11)**

**34a Hereford Road, London, W.2.**

Please send, without obligation, details of the Full-time Course in Radio and Television.

Name \_\_\_\_\_

Address \_\_\_\_\_

CMP 5

# Why

## NOT BUILD ONE OF OUR PORTABLE TRANSISTOR RADIOS...

**FIRST FOR PERFORMANCE, QUALITY & PRICE!**

**BACKED BY OUR SUPER AFTER SALES SERVICE**

"A wonderful range of transistor radios using first grade components guaranteed results."

### NEW ROAMER SEVEN Mk IV

7 WAVEBAND PORTABLE OR CAR RADIO

Amazing performance and specification • Now with PHILCO MICRO-ALLOY R.F. TRANSISTORS

FULLY TUNABLE ON ALL WAVEBANDS

• 9 stages—7 transistors and 2 diodes

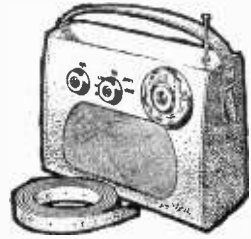
Covers Medium and Long Waves, Trawler Band and three Short Waves to approx. 15 metres. Push-pull output for room filling volume from rich toned 7 x 4in. speaker. Air spaced ganged tuning condenser, Ferrite rod aerial for M. & L. Waves and telescopic aerial for S. Waves. Real leather-look case with gilt trim and shoulder and hand straps. Size 9 x 7 x 4in. approx.

The perfect portable and the ideal car radio. (Uses PP7 batteries, available anywhere.)

• EXTRA BAND FOR EASIER TUNING OF LUXEMBOURG, etc.

Total cost of parts now only **£5.19.6**

P. & P. 5/6



Parts Price List and easy build plans 3/- (Free with kit)

### NEW MELODY MAKER SIX

3 WAVEBAND PORTABLE


8 stages—6 transistors and 2 diodes

Covers Medium and Long Waves and EXTRA BAND FOR EASIER TUNING OF LUXEMBOURG, etc. Top quality 3in. Loudspeaker for quality output. Two RF stages for extra boost. High "Q" 6in. Ferrite Rod Aerial. Approx. 350 milliwatts push-pull output. Handsome pocket size case with gilt fittings. Size 6½ x 3½ x 1½in. (Uses long-life PP6 battery.) Carrying strap 1/6 extra.

This amazing receiver may be built for only **£3.9.6**

P. & P. 3/6

Parts Price List and easy build plans 2/- (Free with kit).



### NEW TRANSONA FIVE

Now with 3in. Speaker!

"Home, Light, A.F.N., Lux. all at good volume." G.P., Durham.

• 7 stages—5 transistors and 2 diodes

Fully tunable over Medium and Long Waves. Incorporates Ferrite rod aerial, tuning condenser volume control, new type fine tone super dynamic 3in. speaker, etc. (Uses 1289 battery, available anywhere.)

Attractive case. Size 6½ x 4½ x 1½in. with red speaker grille. (Uses 1289 battery, available anywhere.)

• Extended M.W. band for easier tuning of Luxembourg etc.

Total cost of all parts now only **42/6** P. & P. 3/6 Parts Price List and easy build plans 2/- (Free with kit)

### POCKET FIVE Now with 3in. Speaker!

• 7 stages—5 transistors & 2 diodes

Covers Medium and Long Waves. On test Home, Light, Luxembourg and many Continental stations were received loud and clear. Designed round supersensitive Ferrite Rod Aerial and fine tone 3in. moving coil speaker, built into attractive black and gold case. Size 5½ x 1½ x 3½in. (Uses 1289 battery available anywhere.)

• Extended M.W. band for easier tuning of Luxembourg etc.

Total cost of all parts now only **42/6** P. & P. 3/-



STOP PRESS! Pocket 5 mod. and long wave version with mist-tune speaker.

**29/6** P. & P. 3/-

Parts Price List and easy build plans 1/6 (Free with kit)

### NEW ROAMER SIX

NOW, WITH PHILCO MICRO-ALLOY R.F. TRANSISTORS

• 6 WAVEBAND ! !

• 8 stages—6 transistors and 2 diodes

Listen to stations half a world away with this 6 waveband portable. Tunable on Medium and Long Waves, Trawler Band and two Short Waves. Sensitive Ferrite rod aerial and telescopic aerial for short waves. Top grade transistors, 3in. speaker, handsome case with gilt fittings. Size 7½ x 5½ x 1½in. (Carrying strap 1/6 extra.)

★ EXTRA BAND FOR EASIER TUNING OF LUXEMBOURG, ETC.

Total cost of all parts now only **£3.19.6** P. & P. 3/6 Parts Price List and easy build plans 2/- (Free with kit)



### TRANSONA SIX

• 8 stages—6 transistors and 2 diodes

A top performance receiver covering full Medium and Long Waves. High-grade 3in. speaker makes listening a pleasure. Push-pull output. Ferrite rod aerial. Many stations listed in one evening including Luxembourg loud and clear. Attractive case in grey with red grille. Size 6½ x 4½ x 1½in. (Uses PP4 battery available anywhere.) Carrying strap 1/- extra.

• Extended M.W. band for easier tuning of Luxembourg etc.

Total cost of all parts now only **59/6** P. & P. 3/6 Parts Price List and easy build plans 1/6 (Free with kit)




### MELODY SIX

• 8 stages—6 transistors and 2 diodes

Our latest completely portable transistor radio covering Medium and Long Waves. Incorporates pre-tagged circuit board, 3in. heavy duty speaker, top grade transistors, volume control, tuning condenser, wave change slide switch, sensitive 6in. Ferrite rod aerial. Push-pull output. Wonderful reception of BBC, Home and Light, 208 and many Continental stations. Hand-

some leather-look pocket size case, only 6½ x 3½ x 1½in. approx. with gilt speaker grille and supplied with hand and shoulder straps.

Total cost of all parts now only **£3.9.6** P. & P. 3/6 Parts Price List and easy build plans 2/- (Free with kit)



### SUPER SEVEN

• 9 stages—7 transistors and 2 diodes

Covers Medium and Long Waves and Trawler Band. The ideal radio for home, car, or can be fitted with carrying strap for outdoor use. Completely portable—has built-in Ferrite rod aerial for wonderful reception. Special circuit incorporating 2 RF Stages, push-pull output, 3in. speaker (will drive large speaker). Size 7½ x 5½ x 1½in. (Uses 9V battery, available anywhere.)

Total cost of all parts now only **£3.19.6** P. & P. 3/6 Parts Price List and easy build plans 2/- (Free with kit)



Callers side entrance  
Barratts Shoe Shop.

## RADIO EXCHANGE CO.

Open 9—5 p.m.  
Saturday 9—12-30 p.m.

61 HIGH STREET, BEDFORD Telephone: Bedford 52367

# The Key to Your Success... Heathkit Manuals!

**PRELIMINARY NOTES AND INSTRUCTIONS**

**UNPACKING YOUR KIT**

Unpack your kit carefully and check each part against the Parts List. The component identification sheet will help you to identify and acquire with the parts as you check them. Save the packing material until all parts are accounted for. If any part is damaged or missing, complete the inspection slip and notify us promptly. The illustration shows a convenient way to arrange the parts. The leads of resistors and capacitors can be inserted in the edge of corrugated cardboard box and their values can be written on the cardboard next to each component. Molded egg cartons make handy trays for small parts.

**COMPONENTS**

The resistors in Heathkits have a tolerance of 1%, unless they are described otherwise in the Assembly Manual. All colour codes are quoted in both the Parts List and in the instruction step. The colour code chart for resistors and capacitors will be found in the inside of the front cover.

Capacitor values are given in pF (picofarad) and  $\mu$ F (microfarad). The unit pF (picofarad) is sometimes used in place of pF.

**10 PARTS LIST**

PART No.	PARTS Per Kit	DESCRIPTION
<b>Resistors (1/4 watt, 10% carbon)</b>		
(1) R-230C18	2	330 (Orange, Orange, Black)
R-230C18	1	2200 (Red, Red, Brown)
R-51C18	8	5600 (Green, Blue, Brown)
R-10C18	1	100 (Brown, Black, Red)
R-230C18	2	2.2 K $\Omega$ (Red, Red, Red)
R-630D10	2	8 K $\Omega$ (Blue, Grey, Red)
R-100C10	1	10 K $\Omega$ (Brown, Black, Orange)
<b>Capacitors (all types)</b>		
(2) C-200E12	2	200 pF mica
(3) C-100P	1	01 $\mu$ F disc ceramic
(4) C-1544	2	.01 $\mu$ F polyester
(5) C-54704	2	8 $\mu$ F 12V electrolytic
(6) C-200E12	1	1000-1000 pF 25V electrolytic
<b>Controls, Switches</b>		
(7) 10-567	1	10% control, 1M

**13 CHASSIS PARTS MOUNTING**

Refer to Pictorial 5 for the following steps:

- Locate the chassis and position it as shown.

NOTE: When mounting parts to the front panel take care not to damage the finish.

- Refer to Detail 5A and mount the slide switches at locations 5A and 5B with the tags positioned as shown. Secure with 4BA x 1/4" screws and nuts. DO NOT USE LOCKWASHERS.
- Locate the 10K $\Omega$  control and the lamp bracket. Refer to Detail 5B and mount the lamp bracket and potentiometer at P.

**PICTORIAL 5**

**22 FAULT FINDING CHART**

DIFFICULTY	POSSIBLE CAUSE
Decoder completely dead	1. Open circuit mains supply lead
POWER lamp not on	2. Blown fuse
	3. Defective mains transformer
	4. PHASE switch in ADJUST position
No sound, POWER lamp on	5. Open circuit or shorted output cables.
	6. No 9V positive line
	7. Faulty silicon diode D1 or reversed.
	8. Open circuit resistor R21
	9. Faulty filter capacitor, C22 or C23.
	10. Short circuit

**25 WARRANTY OF PARTS**

Daystrom Limited guarantees subject to the following terms to repair or replace free of charge any defective parts of this Heathkit (with the exception of cathode ray tubes and valves referred to hereunder) which fail owing to faulty workmanship or material provided the defective parts are returned to Daystrom Limited within 12 months from date of purchase —

- This guarantee is given to and for the benefit of the original buyer only, and is and shall be in lieu of, and there is hereby expressly excluded, all other guarantees conditions or warranties, whether express or implied statutory liable for any loss of anticipated profits, damages, consequential or otherwise, injury, loss of time or other losses or whatsoever incurred or sustained by the buyer in connection with the purchase, assembly or operation of Heathkits.
- No replacement will be made of parts damaged by the buyer in the course of handling, assembling, testing or operating Heathkit equipment.
- The purchaser shall comply with the Replacements Procedure laid down in the relevant Heathkit Manual.
- Daystrom Limited will not replace, repair or service instruments or parts thereof in which acid core solder or paste fluxes have been used and in such event this guarantee shall be completely void.

NOTE: The Cathode Ray Tubes and Valves forming part of the equipment are guaranteed by the respective manufacturers. It should be noted that this guarantee is given only in respect of faulty workmanship and/or material and does not cover misuse or consequential damage.

## 1 Helpful Guidance on Kit Building

Each Heathkit manual contains valuable tips for the kit builder. Shows you . . . how to unpack and set-up the kit for easy building . . . how to identify components by size, shape and coding . . . how to mount parts, cut leads and position them. It even explains and illustrates how to solder properly 'point-to-point' and on printed circuit boards.

## 2 Detailed Parts List

Inside every Heathkit manual are descriptions and pictures of each and every part for easy identification while you are building your kit.

## 3 Simple Step-by-Step Procedure

Guides you through each assembly step. Tells you exactly what part to use, what to do, and how to do it. Covers kit construction, alignment and installation . . . nothing is left to chance. Written in non-technical, everyday language so that everyone can understand the instructions.

## 4 Large 'Exploded' Diagrams

Large illustrations and pictorials show precisely where each component goes and many detailed diagrams are generously sprinkled among the instructions to illustrate how various assemblies go together.

## 5 Operating Instructions

Cover the use of your kit under virtually any situation, and recommend appropriate accessories where necessary. Even dwell on operational theory, if required for use.

## 6 Fault Finding Chart and Service Information

In the unlikely event that you do run into trouble, there's an 'In Case of Difficulty' section and a 'Fault Finding Chart' that lists difficulties and possible causes to assist you in locating your problem. Also our staff of Technical Correspondents is at your service to answer any question about construction, accessories or kit selection.

## 7 Circuit Description and Diagrams

If you are technically inclined or interested in learning about electronics, you'll find the Circuit Description, Circuit Diagram and block diagrams both helpful and educational.

## 8 Heathkit Guarantee


Any model when assembled in accordance with the Instruction Manual must meet our published specification for performance or the purchase price will be cheerfully refunded.

Please direct your enquiries to DAYSTROM LTD., Dept. PW-7, Gloucester. Tel: 20217



# Build Your Own Heathkit Electronics

A kit for every interest—Home Workshop—Hi-Fi—Radio—Test—'Amateur'  
 Treat yourself to superb LW, MW entertainment with the  
 High-performance Car Radio Kit. CR-1.




Complete your motoring pleasure with this small, compact, high-performance car radio. It can be fitted to any make of car having 12 volt positive or negative earth system. Tastefully styled in neutral grey with matching black knobs and chrome trim to harmonise with any car colour scheme.

Features include:— Six transistor, 2-diode circuit. Completely pre-assembled and aligned tuning unit. High sensitivity, combined with wide range automatic gain control (AGC), minimises fading under weak reception conditions. Easy-tune dial. Push button long, medium, and tone selection.

The car radio is available for your convenience, in two separate units: RF Amplifier Kit CR-1T, £1.13.6 incl. P.T. IF/AF Amplifier Kit CR-1A, £11.3.6.

**TOTAL PRICE KIT** (excluding loudspeaker) £12.17.0 incl. P.T.  
 8 x 5 in. Loudspeaker, Pt. No. 401-505, £1.16.1 incl. P.T.

## The Transistor Amplifier you have been looking for !



### 3 + 3W Stereo Amplifier Kit, TS-23

Breaks the price barrier in transistor amplifier cost

Incorporates all the essential features for good quality reproduction from gramophone records, radio and other sources. Its many features include: 3 watts rms (15Ω) each channel. Good frequency response for outstanding fidelity. Compact slim-line styling. Ganged BASS, TREBLE and VOLUME controls. Six position SELECTOR switch for programme sources. Attractive perspex front panel, two-tone. 16 transistor, 4 diode circuit. Handsome fully finished walnut veneered cabinet. Outputs for 8 or 15 ohm loudspeakers. Printed circuit boards for free-standing or cabinet mounting. Size 3½ in. x 13 in. x 8 in. deep.

Prices Amplifier Kit **£17.15.0**  
 Amplifier kit & Cabinet **£18.19.0**

Walnut veneered Cabinet  
 separate **£2.0.0**

Hi-Fi performance from a "Mini" speaker kit with the 'AVON' BOOKSHELF SPEAKER SYSTEM



The challenge to our acoustic engineers was to design a speaker occupying the minimum space consistent with first class reproduction. The result of our efforts was the AVON, a compact unit of exceptional quality.

Features two special speakers 6½ in. BASS, 3¾ in. HF unit and cross over network. Good frequency response. Beautiful fully finished walnut veneered cabinet. Size only 7½ x 13½ x 8¾ in. deep. Supplied in two units.

Can be built for a total price

KIT **£13.16.0** incl. P.T.

### "Mohican" General Coverage Receiver, GC-1U

Powerful 10 transistor, 5 diode circuit. Tunes 580 to 1550 kc/s and 1.69 to 30 Mc/s in five bands. Bandspread on all bands. Fixed-aligned ceramic IF transformers for best selectivity. Pre-assembled and aligned 'front-end' for fast, easy assembly. Built-in 6 x 4 in. speaker. Tuning meter for pin-point tuning. Completely self-contained for portability—can be operated on 230 volt AC with Model UBE-1. Kit £2.17.6 extra.



Wherever you go, the "Mohican" is a Welcome Traveller! The "Mohican" offers "fuss-free" portability at the beach, picnic, on a boat or camping expedition. Simply pull out its built-in 50 in. telescopic whip aerial, switch it on, and tune any of its five bands to find out the latest world happenings . . . or be entertained with popular music.

KIT **£37.17.6** ASSEMBLED **£45.17.6**

- Many other models in wide range.
- Prices quoted are Mail Order, retail prices in general slightly higher.
- Full specification sheets of any model available upon request.



Send for this Catalogue it's FREE

32 pages, many models in colour . . . Hi-Fi Audio, Radio . . . Amateur gear. Britain's largest selection of top quality, electronic kits.

### HEATHKIT

To  
 DAYSTROM LTD., Dept. PW-7  
 GLOUCESTER, ENGLAND

- Please send me FREE CATALOGUE  
 Full details of model(s) . . . . .

NAME . . . . .  
 ADDRESS . . . . .

Please send FREE Catalogue to my friend  
 NAME . . . . .

ADDRESS . . . . .

. . . . . PW7

MOST MODELS CAN BE SEEN AND DEMONSTRATED AT THE HEATHKIT CENTRE, 233 TOTTENHAM COURT RD. LONDON

## VIKING TRANSISTOR

### 40-50 WATT AMPLIFIER

OPERATING INSTRUCTIONS GENERAL. An extremely reliable lightweight amplifier capable of giving 40-50 watts of undistorted sound, made possible by the use of the latest semi-conductors (transistors) and techniques which ensure space-age reliability under the most rugged conditions. It is designed as a general purpose amplifier particularly suitable for use with musical instruments that require exceptionally high treble response (not recommended for Bass Guitar). Tremolo facilities are available on Channel 1 only. INPUTS—CONTROLS—CHANNEL 1 (Tremolo): this contains two high gain input jack sockets controlled by Volume Control 1 which is mounted directly above the two sockets marked tremolo. BASS 1: gives a controlled boost to the lower frequencies on Channel 1 only. TREBLE 1: gives a controlled boost to the high frequencies on Channel 1 only. TREMOLO: this operates on Channel 1 only and the variations of intensity and speed of the Tremolo beat is adjusted by the controls DEPTH and SPEED. A socket is provided in the rear of the amplifier so that the Tremolo may be switched on and off by the use of a footswitch plugged into the socket. If you wish the Tremolo to be used without the footswitch, this is possible as the footswitch is only used to short out the effect. INPUTS AND CONTROLS—CHANNEL 2 (Normal): this contains two high gain input jack sockets controlled by Volume Control 2 which is mounted directly above the sockets marked Normal. TREBLE 2: gives a controlled boost to the treble frequencies on Channel 2 only. MAINS VOLTAGE: fully adjustable, 200-250 volts, A.C. 50 cycles. POWER OUTPUT: 40-50 watts sine wave British rating. Very little distortion. OUTPUT IMPEDANCE: 3 ohms. Price 21 gns. plus 1 postage and packing.



WOLSEY U.H.F. AERIAL AMPLIFIER, two stage, gain 23 dB, noise factor 8 dB, power consumption 6 mA at 14 volts. Two AF186 transistors, complete with built-in power supply in metal case, list price 9 gns., our price 4½ gns. plus 2/6 postage and packing.

MAINS TRANSFORMER, primary 200/250 volt, secondary 425/425 volt. 250 mA, 6.3 volt 4 amp, 5 volt 3 amp; fully shrouded, chassis mounting. Price £2.5.0 plus 7/6 postage and packing. Auto transformer step-up-step-down, 240/110 volt 400 watt. Price £1.5.0 plus 7/6 postage and packing.

MAINS TRANSFORMER 200/250 volt, secondary 250/250 volt, 70 mA, 6.3 volt, 3 amp drop through. Price 12/6 plus 4/6 postage and packing. Elac 10 inch, 10,000 lines ceramic magnet, 3 or 15 ohms, 7 watt, £1.9.6 plus 4/6 postage and packing.

### POCKET MULTI-METER



Size 3½ x 2½ x 1½ in. Meter size 2½ x 1½ in. Sensitivity 1000 O.P.V. on both A.C. and D.C. volts. 0-15, 0-150, 0-1000. D.C. current 0-150mA. Resistance 0-100k G. Complete with test prods, battery and full instructions. 42/8, P. & P. 3/6. FREE GIFT for limited period only. 30 watt Electric Soldering Iron value 15/- to every purchaser of the Pocket Multi-Meter.

### 40W FLUORESCENT LIGHT KIT



Incorporating GEC Choke size 8½ in. x 1½ in. x 1½ in. 2 bi-pin holders, starter and starter-holder. P. & P. 5/6. 11/6  
Similar to above: 80W. Fluorescent Light Kit incorporating GEC choke size 11½ in. x 1½ in. x 1½ in. 2 bi-pin holders, starter and starter holder. P. & P. 6/6. 17/6

Twin 40W Choke instant start for 2 x 2ft. tubes 17/8. P. & P. 5/6.

### 3 to 4 Watt AMPLIFIER

3-4 watt Amplifier built and tested. Chassis size 7 x 3½ x 1½ in. Separate bass, treble and volume control. Double wound mains transformer, metal rectifier and output transformer for 3 ohms speaker. Valves EC81 and 6V6. £2.5.0 plus 5/6 p. & p.  
The above in Kit Form, £1.14.8 plus 5/6 p. & p.



### "MUSETTE" 6-Transistor Superhet Portable Radio

★ 2½" Speaker. ★ 6 Transistor Superhet Output 200mW. ★ Plastic Cabinet in red, size 4½" x 3" x 1½" and gold speaker louver. ★ Horizontal Tuning Scale. ★ Ferrite Rod Internal Aerial. ★ IF 460 kc/s. ★ All components Ferrite Rod and Tuning Assembly mount on printed board. ★ Operated from PP3 Battery. ★ Fully comprehensive instructions and point-to-point wiring diagram. ★ Printed Circuit Board. ★ Tunable over medium and long waveband. ★ Car aerial and earpiece socket.



Price 39/8. Inc. carrying strap. Circuit Diagram 2/6 free with parts. P. & P. 3/6.

## RADIO & TV COMPONENTS (Acton) LTD

21c High Street, Acton, London, W3


Shop Hours 9 a.m.—6 p.m. Early Closing Wednesday  
Goods not despatched outside U.K. Terms C.W.O.  
All enquiries Stamped Addressed Envelope

## 8 VALVE STEREO RADIOGRAM CHASSIS

Superb new 8-valve chassis covering long, medium and short waves on AM, also VHF transmissions on FM. AM circuit's high sensitivity permits internal aerial for most stations. Well-known Gorler tuning heart in separate FM input. Tone and volume controls. Extra large illuminated dial. External AM and FM aerial inputs. Gram. pick-up socket. Standard 3 ohm speaker. 200/250 volts A.C. Size 17 x 7 x 5½ in. deep.

3-4 WATTS PER CHANNEL  
By Famous Manufacturer

£14.14.0  
P. & P. £1



### Type E MOTOR


Small A.C. mains motor 230/250 volts complete with gearbox, 6 r.p.m. Price 15/- plus 4/- P. & P. Similar to above motor but without gearbox. Price 9/6 plus 3/- P. & P.

### Silicon Rectifiers

250 v. P.I.V. 750 milliamps. Six for 7/6, Post paid.

### TRANSISTORISED 1½ WATT AMPLIFIER

comprising 2AC 128, 20C 75 and 2 AA129 separate bass and treble volume controls. Complete with Power Supply AC mains 240 v. Size 7½" x 3½" x 2". Price 50/- plus 2/6 P. & P.



### POWER SUPPLY KIT A.C. MAINS 200-250 V

Incorporating "C" core type mains transformer, full wave metal rectification and smoothing condenser. Smooth output 250 v. 250mA and 6.3v. 4 amp. for Heaters. 25/- P. & P. 9/6.



### FIRST QUALITY P.V.C. TAPE

5½" Std. 850ft.	9/-	5" L.P. 850ft.	10/6
7" Std. 1200ft.	11/6	3" T.P. 600ft.	10/6
3" L.P. 240ft.	4/-	5" T.P. 1800ft.	25/6
5½" L.P. 1200ft.	11/6	5½" T.P. 2400ft.	32/6
7" L.P. 1800ft.	18/6	7" T.P. 3600ft.	42/6
5½" D.P. 1800ft.	18/6	4" T.P. 900ft.	15/-

P. & P. on each 1/6, 4 or more post free

### EXTRACTOR FAN



AC Mains 230/250 v. complete with pull switch. Size 6" x 6" x 4". Price 27/6 plus 5/- P. & P.


### GEC DOORBELL

Complete with mains transformer 240 v. AC & illuminated bell push. Price 12/6 plus 5/6 P. & P.



### 8-watt 4-valve PUSH-PULL AMPLIFIER & METAL RECTIFIER

Size: 9" x 6" x 1½". A.C. Mains. 200-250V 4 valves. For use with Std. or L.P. records, musical instruments, all makes of pick-ups and mikes. Output 8 watts at 5 per cent of total distortion. Separate bass and treble lift control. Two inputs, with controls for gram, and mike. Output transformer tapped for 3 and 15 ohm speech coils. Built and tested, £4.4.0. P. & P. 11/-. 8" x 5" speaker to suit price 14/6 plus 1/6 P. & P. Crystal mike to suit 12/6 plus 1/6 P. & P.



### GEC KETTLE ELEMENT

3,000W WITH AUTOMATIC EJECTION 200/240 v. Size of hole required 1½". List Price 32/- Our PRICE 15/- P. & P. 1/6.



### NEW TRANSISTORISED SIGNAL GENERATOR

Size 5½" x 3½" x 1½". For IF and RF alignment and AF output 700 c/s frequency coverage 460 kc/s to 2 mc/s in switched frequencies. Ideal for alignment to our Elegant Seven and Musette. Built and tested. 39/6 P. & P. 3/6

### CYLDON U.H.F. TUNER

Complete with PC88 and PC86 Valves. Full variable tuning. New and unused. Size 4½ x 5½ x 1½ in. Complete with circuit diagram. 35/- plus 3/6 P. & P.



Also at 323 EDGWARE ROAD, LONDON, W.2. Personal shoppers only. Early Closing Thursday. All orders by post to our Acton address.

# Elegant Seven Mk II A COMBINED PORTABLE and CAR RADIO


## SPECIAL OFFER

Buy yourself an easy to build 7 transistor radio and save at least £10.0.0. Now you can build this superb transistor superhet radio for under £4.10.0. No one else can offer such a fantastic radio with so many de luxe star features.

- ★ De luxe grey wooden cabinet size 12½" x 8½" x 3½".
- ★ Horizontal easy to read tuning scale printed grey with black letters, size 11½" x 2"
- ★ High 'Q' ferrite rod aerial.
- ★ I.F. neutralization on each separate stage.
- ★ D.C. coupled push pull output stage with separate A.C. negative feedback.
- ★ Room filling output 350mW.
- ★ Ready etched and drilled printed circuit board back printed for fool proof construction.
- ★ Fully comprehensive instructions and point-to-point wiring diagrams.
- ★ Car aerial socket.
- ★ Fully tunable over medium and long wave. 168-535 metres and 1250-2000 metres.
- ★ All components ferrite rod and tuning assembly mount on printed board.
- ★ 5" P.M. speaker.
- ★ Parts list and circuit diagram 2s. 6d. free with parts.

**ONLY £4.4.0**

Plus 7/6 P. & P. Parts List and circuit diagram 2/6 FREE with parts.



### POWER SUPPLY KIT

To purchasers of 'Elegant Seven' parts, incorporating mains transformer, rectifier and smoothing condenser. A.C. mains 200/250 volts. Output 9v 100mA. 7/6 extra.

## RADIO & TV COMPONENTS (ACTON) LTD.

All orders by post to be sent to our Acton address

**323 EDGWARE ROAD, LONDON, W2**

*Personal shoppers only. Early closing Thursday.*

**21C HIGH STREET, ACTON, LONDON, W3**

OPEN 9 a.m.—6 p.m. INCLUDING SATS. EARLY CLOSING WED.  
GOODS NOT DESPATCHED OUTSIDE U.K. TERMS C.W.O.

All enquiries stamped addressed envelope

# FREE TO AMBITIOUS ENGINEERS

—THE LATEST EDITION OF ENGINEERING OPPORTUNITIES

### Have you sent for your copy?

ENGINEERING OPPORTUNITIES is a highly informative 132-page guide to the best paid engineering posts. It tells you how you can quickly prepare at home for a recognised engineering qualification and outlines a wonderful range of modern Home Study Courses in all branches of Engineering. This unique book also gives full details of the Practical Radio and Electronic Courses, administered by our Specialist Electronics Training Division—the B.I.E.T. School of Electronics, explains the benefits of our Appointments Dept. and shows you how to qualify for five years promotion in one year.

## SATISFACTION OR REFUND OF FEE

Whatever your age or experience, you cannot afford to miss reading this famous book. If you are earning less than £30 a week, send for your copy of "ENGINEERING OPPORTUNITIES" today—FREE.

Radio  
Television  
Electronics  
Electrical  
Mechanical  
Civil  
Production  
Automobile  
Aeronautical  
Plastics  
Building  
Draughtsmanship  
B.Sc.  
City & Guilds  
Gen. Cert. of  
Education  
etc.. etc.

### PRACTICAL EQUIPMENT

Basic Practical and Theoretic Courses for beginners in Radio, T.V., Electronics, etc. A.M.I.E.R.E., City & Guilds Radio Amateur's Exam R.T.E.B. Certificate P.M.C. Certificate Practical Radio Radio & Television Servicing Practical Electronics Electronics Engineering Automation

### INCLUDING TOOLS!

*This specialist Electronics Division of B.I.E.T. NOW offers you a real laboratory training at home with practical equipment. Ask for details.*

### POST COUPON NOW!

- Please send me your FREE 132-page "ENGINEERING OPPORTUNITIES" (Write if you prefer not to cut page)
- NAME .....
- ADDRESS .....
- .....
- .....
- SUBJECT OR EXAM THAT INTERESTS ME ..... 344B



**BRITISH INSTITUTE OF ENGINEERING  
TECHNOLOGY**  
344B, Aldermaston Court, Aldermaston, Berks.

**THE B.I.E.T. IS THE LEADING INSTITUTE OF ITS KIND IN THE WORLD**

### ZENER DIODES

Comprehensive range 3v. to 50v. in three power ratings all 5% tol. 350mW 3/6 each. 1.5 watt 5/- each. 7 watt 7/6 each.

### SCR's (THYRISTORS)


Piv	50V	100V	300V	400V
1 amp	6/8	7/8	12/6	15/-
3 amp	8/8	9/8	14/8	17/-
25 amp	30/-	35/-	47/6	60/-

### SEMI-CONDUCTOR BARGAINS

Type No.	Price	Type No.	Price	Type No.	Price
2N1727	16/-	MAT101	8/6	OC71	3/6
2N1728	10/-	MAT120	7/9	OC72	5/-
2N1742	25/-	MAT121	8/8	OC75	6/-
2N1747	25/-	OA5	5/-	OC76	5/-
2N1748	10/-	OA10	6/-	OC77	7/-
AC107	8/-	OA47	3/-	OC78	5/-
AC127	9/-	OA70	2/-	OC78D	5/-
ACY17	3/8	OA79	2/6	OC81	5/-
ACY18	5/8	OA81	2/6	OC81D	5/-
ACY19	6/8	OA85	2/6	OC82	5/-
ACY20	5/8	OA90	2/6	OC83	5/-
ACY21	6/-	OA91	2/6	OC84	6/-
ACY23	4/8	OA200	3/3	OC139	8/8
AF114	7/-	OA202	4/8	OC140	12/6
AF116	6/8	OC22	10/-	OC170	5/-
AF116	7/-	OC23	17/8	OC171	6/-
AF117	8/-	OC24	15/-	OC200	9/-
AF118	10/-	OC26	7/6	OC201	12/6
AF139	12/6	OC28	15/-	OC202	13/6
AF186	17/8	OC29	17/8	OC203	12/6
AFZ12	15/-	OC35	12/6	OC271	15/-
BZ221	15/-	OC68	15/-	ORP12	8/8
BC107	14/8	OC42	6/6	ORP60	10/-
BY100	4/6	OC44	4/-	8B078	6/8
BY213	7/8	OC45	3/6	8B305	8/8
MAT100	7/8	OC70	4/-	8B251	10/-

### See in the Dark

### INFRA-RED BINOCULARS



These infra-red binoculars when fed from a high voltage source will enable objects to be seen in the dark, providing the objects are in the rays of an infra-red beam. Each eye tube contains a complete optical lens system as well as the infra-red cell. These optical systems can be used as lenses for T.V. camera—light cells, etc. (details supplied. The binoculars form part of the Army night driving (Tabby) equipment. They are unused and believed to be in good working order but sold without a guarantee. Price £3.17.6. plus 10/- carr. and ins. Handbook 2/6.

### 8 RANGE TEST METER

For checking car electrics, radio, TV, ignition systems, household lighting, etc. Measure AC/DC volts, DC current, Resistance. Will last a lifetime. (P. & P. 3/6)

**STUPENDOUS OFFER—£11 for £2**



Only recently sold for £10.9.6. Note these features: Long & Medium Wave • Long dial • Push pull output • A.V.C. and feed back • Ferrite aerial • Six transistors • Cabinet size 4 1/2 in. x 3 in. x 1 1/2 in. with carrying strap. You get everything you need and instructions. 39/6 plus 3/6 P. & P. or supplied with made up chassis 10/- extra. Battery 1/9 extra. Data separately 2/6.

### OVEN THERMOSTAT

Range 20° P - 550° F. Set by spindle control. Contact rated at 20amps 250v. 10" sensing element on approximately 4" copper capillary tube. 12/6d each, plus 2/6d postage and insurance.

### COSMOCORD PICK-UP for 7" records

Grey plastic arm fitted with GP79/5 mono ceramic cartridge and replaceable stylus. Ref. 579 Freq. response 50-8000cps, 250mV output. Tracking wt 9gms. 7/6 each. Plus 2/6 P. & P.

### HYDRAULIC VALVE


34v. AO Bolonoid operated—inlet has removable filter. 17/6 plus 2/6 postage and insurance.

### SUPERTONE G.C.V.

### Saves you work—It's partly built

Like its predecessors this latest Companion has full B performance—such as only a good wooden cabinet and biflux speaker can give, and due to its being partly built you will have it going in an evening. Note these features:

- All Mullard Transistors including 3 x AF117.
- Two-tone Cabinet, size 11 x 8 x 3in.
- All circuit requirements—Push-pull output—A.V.C. and feed back, etc.
- Printed circuit board all wired only connections, e.g. to Volume control—W.C. Switch and Tuning Condenser.
- Pre-aligned IF stages complete with full instructions. Price only £8.19.6. plus 6/6 post and insurance.



### DRILL CONTROLLER

Electronically changes speed from approximately 10 revs. to max. Full power at all speeds by fingertip control. Kit includes all parts, case, everything and full instructions. 19/6 plus 2/6 post and insurance.



### SMALLEST TAPE RECORDER AVAILABLE (6 1/2 x 2 1/2 x 1 1/2 in.)

Will record or play back (into earphones) whilst still in your pocket. Uses standard tape which is reusable indefinitely. 19/6 plus 2/6 post and insurance.

### THIS MONTH'S SNIP

Admiralty motor alternator, giving regulated 230v. 50cycle stand-by AC supply is required. Also to yacht owners, caravan dwellers where 50 cycle supply is required to work TV or similar.

Admiralty motor alternator giving regulated 230v. 50cycle output from 24v. DC supply. Wonderfully made to stringent specification. Rating is 80watts but like other Admiralty equipment this rating can be increased 50% with safety. In grey metal box size 24 x 10 x 14in. approximately. Controls are D/On/Off switch and changeover switch from mains to fuses. Price £25 each (probably one tenth of cost to Government). Carriage extra at cost.

### THE VECTRONOME CAPSTAN DRIVEN TAPE RECORDER



This is a truly portable self-contained instrument with built-in microphone and loudspeaker using a 5 transistor amplifier with P.P. output and suitable for operation from mains or by rechargeable batteries. Tape capacity is 25 minutes on easily changed spools. A tape position indicator gives quick reference to any part of dictation. Recording level is automatically preset during dictation and can be adjusted to suit operator. Interlock prevents unintentional erasures. Tape speed controlled by fly wheel driven capstan. Very portable in neat case with carrying handle, overall size of which is approximately 6 1/2 x 7 1/2 x 2 in. Price with tape, nickel cadmium rechargeable batteries and mains battery charger £29.19.6. (rather less than 1/2 original price). Postage and insurance 7/6. Unused and in perfect working order.

### TWO NEW KITS

Multi-purpose Audio Switch. 5 transistors and all other components to make this ingenious unit described in May issue—only 48/6d. plus 2/9d. post and ins.

Analog Computer, all parts including centre zero galvanometer, perspex cursors, 8in. dials, to make the unit described in May issue. Available at 39/6d., plus 2/9d. post and ins.



### 750mW TRANSISTOR AMPLIFIER

4 transistors including two in push-pull input for crystal or magnetic microphone or pick-up—feed back loops—sensitivity 5mV. Price 18/6. Post and insurance 2/6. Speakers 3in. 12/6, 6in. 13/6, 6 x 4in. 14/6.



### SRP 12 BATTERY OPERATED RECORD DECK

The SRP 12 Battery Operated record deck. Made by Garrard unit of proved reliability, ideal if you intend making a portable player. Operates from P.P. or similar battery, runs at 33 or 45 R.P.M. Supplied complete with ceramic cartridge, suitable stereo or mono. Limited quantity. Price £3.7.6. plus 6/- post and insurance.

### MAIN TRANSISTOR POWER PACK

Designed to operate transistor sets and amplifiers. Adjustable output 6v., 9v., 12v for up to 500mA (class B working). Takes the place of any of the following batteries: PP1, PP3, PP4, PP6, PP7, PP9, and others. Kit comprises: mains transformer rectifier, smoothing and load resistor, 5,000 and 500 mfd. condensers, Zener diode and instructions. Real snip at only 14/6, plus 3/6 postage.

### 9 VOLT PRECISION MOTOR

Intended for driving battery operated tape recorders and recording players. Laminated, 6 Pole armature with Brush Gear and rapid start switch. Normally 25/- . Our Price 9/-, plus post and insurance 1/6.



### HI-FI SPEAKER BARGAIN

12in. High fidelity loudspeaker. High flux permanent magnet type with either 3 or 15 ohm speech coil. Will handle up to 10 watts. Brand new by famous maker. Price 29/6. With built-in tweeter 35/- plus 3/6 post and insurance.



### SILICON RECTIFIERS

Tested and guaranteed  
 750mA. 100v. 1/3 1 Amp. 100v. 3/-  
           200v. 1/8           200v. 4/-  
           400v. 3/6           400v. 6/-  
 3A 100v. 3/6 10 Amp. 100v. 9/6  
       200v. 5/-           400v. 12/6  
       400v. 7/6           600v. 14/6  
       600v. 9/6  
 Sub-miniature glass encased—only approx. 1/2in. long wire ended.  
           400mA .50v. 1/6 100v. 2/6  
                                 200v. 4/6

### MINIATURE WAFER SWITCHES

4 pole, 2 way—3 pole, 3 way—4 pole, 3 way—2 pole, 4 way—3 pole, 4 way—2 pole, 6 way—1 pole, 12 way. All at 3/6 each 38/- dozen, your assortment.



PP3 Eliminator play your pocket radio from the mains! Save £8. Complete component kit comprises 4 rectifiers—mains dropper resistances, smoothing condenser and instructions. Only 6/6, plus 1/- post.

### SILICON PLANAR TRANSISTORS

2N2926—general purpose type, Suitable for A.F. or R.F. up to 200 mc/s, 3/- each or 4 for 10/-.

### FLUORESCENT SNIP

Your opportunity to install non-flicker strip lighting at silly price—this month we offer the famous A.E.I. (Mazda) instant start lighting transformer suitable for one ft. 40 watt tube. This transformer is listed at over £7 but this month you can buy the complete kit comprising instant start choke/transformer, two tube ends and two Terry clips to hold tube. Special snip price only 14/6, plus 4/6 post and insurance—don't miss this tremendous bargain.

### PHOTO-ELECTRIC KIT

All parts to make light operated switch/burglar alarm/counter, etc. Kit comprises printed circuit, Laminated Boards and chemicals, Latching relay, Infra-red sensitive Photocell and Hood, 2 Transistors, cond., Terminal block. Plastic case. Essential data, circuits and P.C. chassis plans of 10 photo-electric devices including auto. car parking light, modulated light alarm. Simple invisible ray switch—counter—stray light alarm—warning tone electronic alarm—projector lamp stabiliser, etc., etc. Only 39/6, plus 2/- post and insurance.

### TRANS/CEIVERS

Communicate without connecting wires. Wonderful present for child. All transistor, crystal controlled with telescopic aerial and push button operation. Uses P.P.3 batteries. Pair of instruments, complete and ready to use, £5.9.6. the two plus 5/- post and insurance. These cannot be used in U.K.

### SIMMERSTAT HEATER REGULATOR

Suitable to control elements, heater, soldering irons and boiling rings up to 2,500 watts. Completely adjustable, normal price 55/- each. Special Snip Price 12/6 plus 2/- post and ins.

Where postage is not definitely stated as an extra then orders over £8 are post free. Below £8 add 2/9. Semi-conductors add 1/- post. Over £1 post free.

## ELECTRONICS (CROYDON) LIMITED

(Dept. P. W.) 102/3 TAMWORTH RD., CROYDON, SURREY (Opp. W. Croydon Stn.)  
 also at 266 LONDON ROAD, CROYDON, SURREY

**“SURPASSED ALL MY EXPECTATIONS”**

M. I. CULLEN, CHELTENHAM

**JOYSTICK VFA SYSTEMS**

The Joystick VFA system is a remarkable invention. Its unique quality of high performance at any selected frequency from 1 M/c. to 30 Mc/s.—particularly from difficult locations—has radically changed the attitude of both the licensed amateur and the shortwave listener towards their aerial problems.

Each Joystick VFA system is complete with a Joymatch matching unit suitable for your type of operation.

You cannot afford to ignore the potential of the Joystick VFA. The system is simple to use—the Joystick VFA will clip to a chimney, tree or mast, can be laid upon a pelmet, stood in the corner of a room, will even give a good account of itself in a basement.

You are strongly recommended to contact the Joystick factory immediately (or one of our agents) for a brochure with full details.

More Testimonials to Joystick Systems.

*“The JOYSTICK V.F.A. is FANTASTIC. There is nothing like it”.* S.W.L. T.S. Kandola.

*“Joystick has solved all my problems and I am more than pleased. Two S.W.L. pals bought Joysticks and are just as pleased”.* W. J. Jones, Coundon, Coventry.

U.K. Agents: G. W. Smith & Co. (Radio) Ltd., 3 Lisle Street, London, W.C.2. Stephens-James Ltd., 70 Priory Road, Liverpool, 4. Chas. H. Young, 170/172 Corporation Street, Birmingham, 4. R.S.C. (Manchester) Ltd., 326 Argyle Street, Glasgow, C.1 (and all branches). Swan & Co. Products Ltd., 247 Humber Ave., Coventry. Lasky's Radio (all branches). G3HSC, 45 Green Lane, Purley, Surrey. (Demonstrations by appointment).

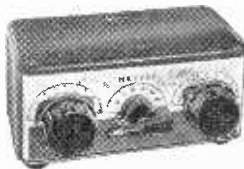


Joymatch Type 3—General short wave coverage SWL (Junior model).

U.S. PATENT  
No. 3274600.  
S. AFRICA PATENT  
No. 63/4389.  
UK and World Patents  
applied for.



Joymatch Type 2A—General medium wave coverage extending over short wave spectrum.



Joymatch Type 3A—General short wave coverage for SWL. Bandswitched for amateur bands.

Post this coupon in the morning—without fail!

**PARTRIDGE ELECTRONICS LIMITED**

Caister House, Prospect Road, Broadstairs, Kent.

NAME ..... Call sign.....

ADDRESS .....

PWF

**TECHNICAL TRAINING**

*in radio television and electronics*

Whether you are a newcomer to radio and electronics, or are engaged in the industry and wish to prepare for a recognized examination, ICS can further your technical knowledge and provide the specialized training so essential to success. ICS have helped thousands of ambitious men to move up into higher paid jobs—they can help you too! Why not fill in the coupon below and find out how?

Many diploma and examination courses available, including expert coaching for:

- Institution of Electronics & Radio Engineers (Brit.I.R.E.)
- C. & G. Telecommunication Techns' Certs.
- C. & G. Supplementary Studies
- R.T.E.B. Radio/T.V. Servicing Certificate
- Radio Amateurs' Examination
- P.M.G. Certs in Radiotelegraphy
- General Certificate of Education, etc.

Examination Students coached until successful

**NEW SELF-BUILD RADIO COURSES**

Learn as you build. You can learn both the theory and practice of valve and transistor circuits, and servicing work while building your own 5-valve receiver, transistor portable, signal generator and multimeter—all under expert tuition. Transistor Portable available as separate course.

**POST THIS COUPON TODAY**

for full details of ICS courses in Radio, T.V. and Electronics.

**INTERNATIONAL CORRESPONDENCE SCHOOLS**

Dept. 171, Intertext House, Parkgate Road, London, S.W.11

Please send me the ICS prospectus—free and without obligation.

(state Subject or Exam.).....

NAME .....

ADDRESS .....

7.67

**INTERNATIONAL CORRESPONDENCE SCHOOLS**

**BRADFORD** Tel. 25349  
10 North Parade. (Half-day Wed.)

**BRISTOL** 14 Lower Castle  
St. (Half-day Wed.) Tel. 22904

**BIRMINGHAM** 30/31 Gt.  
Western Arcade, opp. Snow Hill  
Station, CENtral 1279, No half-day

**DERBY** 26 Osmaston Rd.,  
The Spot (Half-day Wed.)  
Tel. 41361

**DARLINGTON** 13 Post  
House Wynd (Half-day Wed.)

**EDINBURGH** 133 Leith  
Street (Half-day Wed.)  
Tel.: Waverley 5766

**GLASGOW** 326 Argyle St.  
(No half-day) Tel.: CITY 4158  
403 Sauchiehall Street.  
Opp. Locarno Tel: 332-1572

**HULL** 91 Paragon Street  
(Half-day Thursday) Tel.: 20505

# R.S.C

HI-FI CENTRES LTD.

**MAIL ORDERS TO: 192  
Hanconner Lane, Bram-  
ley, Leeds 13, No C.O.D.  
under £1. Terms C.W.O. or  
C.O.D. Postage 4/6  
extra under £2, 5/9 extra  
under £5. Trade supplied.  
S.A.E. with enquiries  
please.**

**LEICESTER** 32 High Street  
(Half-day Thurs.) Tel.: 56420

**LEEDS** 5-7 County (Mecca)  
Arcade, Briggate (No half-day)  
Tel.: 28252

**LIVERPOOL** 73 Dale St.  
(No half-day) Tel.: CENTral 3573

**LONDON** 238 Edgware Road,  
W2 (Half-day Thurs.) Tel.: PAD  
1629. 96 High Holborn, WC1  
Tel.: HOL 9874 (Half-day Sat.)

**MANCHESTER** (No half-  
day) 60A-60B Oldham St.  
Tel.: CENTral 2778

**MIDDLESBROUGH**  
106 Newport Road (Half-day  
Wednesday) Tel.: 47096

**NEWCASTLE UPON TYNE**  
41 Blackett Street Opp Fenwicks  
Store (Half-day Wed.) Tel.: 21469

**SHEFFIELD** 13 Exchange  
Street, Castle Market Bldgs.  
(Half-day Thursday) Tel.: 20716

## AUDIOTRINE PLINTHS



for Record Playing units.  
Teak finish cut for Garrard  
1000, 2000, 3000, AT8 Mk 2,  
AT60, SP25 or Goldring  
GL68. Available with clear  
Perspex cover as illustrated  
£5.19.11. complete.

## 66- RECORD PLAYING UNITS

Ready for plugging in to Amplifier or Tape Recorder.  
**RP2** Consisting of Garrard SP25 fitted Goldring  
CS90 high compliance ceramic Stereo/Mono  
ctgr with dmd stylus, above Only 19½ Gns.  
plinth & cover. Normally £25. Carr. 15/-  
**RP3** As above but with Goldring Lenco GL68  
transcription unit and CS90 Cartridge. Normally  
over £33. Terms available  
above both units. Carr. 15/- 26½ Gns.

**TAPE AMPLIFIERS 4-5 Watts Output**  
Suitable for use with Magnavox 363 Decks. Synchronized  
equalization. 200-250V Mains A.C. **£6.19.11**  
Originally 13 Gns. Size 11" x 21" x 6"

## AUDIOTRINE HI-FI 'SPEAKER SYSTEMS

Consisting of matched 12in. 12,000 line,  
15 ohm high quality speaker; cross-over  
unit and Tweeter. Smooth response  
and extended frequency range, and  
surprisingly realistic reproduction.  
Standard 10 watt rating. Or **5 Gns.**  
Senior 20 watt inc. Pane **5 Gns.**  
122/10 speaker 7 Gns. Carr. 8/9. Carr. 6/9

**HI-FI CATALOGUE NOW AVAILABLE**  
price 3/3 post paid.  
Personal shoppers welcome. Open all day  
Sats. except High Holborn branch.

**ALL LEADING MAKES OF HI-FI  
EQUIPMENT STOCKED Cash or Terms**  
Full range Hi-Fi Furniture

## HI-FI LOUDSPEAKER ENCLOSURES

All types of pleasing modern design  
acoustically lined and ported and  
beautifully finished in Hrt Teak or  
Walnut veneer. Credit terms available.  
**SE8** Size 16 x 11 x 8in. Gives  
pleasing results with any 8in. **£4.15.0**  
Hi-Fi speaker.

**SE8E** For optimum performance  
with any Hi-Fi 8in.  
speaker. Size 22 x  
15 x 9in. Carr. 7/6 **£5.19.9**  
**SE10** For 10in. Hi-Fi speaker  
with provision for tweeter.  
Size 24 x 15 x 9in. **£6.19.9**  
Carr. 10/-

**SE12** For outstanding performance with  
any 12in. Hi-Fi speaker.  
Size 24 x 20 x 10in. **8 Gns.**  
for tweeter. Size 24 x 20 x 10in. Carr. 10/-

## NEW RANGE OF LINEAR HI-FI UNITS STOCKED

## HIGH FIDELITY LOUDSPEAKER UNITS

Cabinets of latest styling Satin Teak or Walnut,  
acoustically lined (and ported where appropriate). Credit Terms available on all units.

**MINI 8**  
8 WATT rating. 3 or 15 ohm. Frequency  
response 50-13,000 c.p.s. Specially  
designed high flux 5in. speaker with low  
fundamental resonance. Handsome  
Teak veneered cabinet. **£6.19/11**  
9t x 6t x 7in. Carr. 7/6

**The DORSET**  
Size 16 x 11 x 8in.  
Response 45-18,000 c.p.s. Rating 10  
watts. Fitted Audiophone HF81D  
speaker. Impedance 3 or 15 ohms.  
Carr. 7/6 **£8/19/9**

**The DORCHESTER**  
Size 24 x 25 x 10in. Fitted  
Audiophone HF10D Speaker. Rating 12 watts.  
Impedance 3 or 15 ohms. Frequency  
Response 30-20,000 c.p.s. Carr. 15/- **12½ Gns.**

**The GLOUCESTER**  
Size 24 x 20 x 8in.  
12in. High Flux  
12,000 line speaker  
Cross-over unit  
and Tweeter.  
Rating 10 watts.  
Smooth response  
40-20,000 c.p.s. Im-  
pedance 15 ohms.  
Carr. 15/- **12 Gns.**



**The BRONTE**  
Size 22 x 15 x 9in.  
Fitted Wharfedale  
Super 8 BSSD or  
Audiophone HF  
815D Speaker with  
Roll surround and  
dual cone. Rating  
6/10 watts. Im-  
pedance 3 or 15 ohms.  
Carr. 15/- **12½ Gns.**

**Tweeters R.A. 3 ohm or 15 ohm 25/9**

## RSC TAG 6 WATT HI-FI TRANSISTORISED AMPLIFIER



200-250 AC  
mains  
operation

Frequency Res-  
ponse 30-20,000 cps -2db. Separate Bass  
and Treble "lift" and "cut" controls 3  
input sockets for "Mike" Gram. Radio or  
Tape. Input Selector Switch. Output for  
3-15 ohm speakers. Max. sensitivity 5  
mv. Fully enclosed  
enamelled case, 9t x 3 x  
5in. Attractive Facia.  
**£7.19.11**



## R.S.C. STEREO/TEN HIGH QUALITY AMPLIFIER

A complete set of parts for the construction of a unit giving 5 watts high quality  
output on each channel (total 10 watts). Sensitivity is 50 millivolts. Suitable  
also for use with ceramic stereo heads. Ganged Bass and Treble Controls. Provision  
is made for use as straight (monaural) 10 watt amplifier. Valve line-up ECC83,  
ECC83, EL84, EL84, EZ81. Outputs for 2-3 ohm speakers. Point to point wiring  
diagrams and instructions supplied. Send S.A.E. for leaflet.

Or supplied factory assembled with 12 months' guarantee for 11 gns. **£8.15.0**  
Terms: Dep. 38/- and 9 monthly payments 25/5 (Total £13.4.9). Carr. 11/6

## R.S.C. STEREO 20/HIGH FIDELITY AMPLIFIER


**PROVIDING 10/14 WATT ULTRA LINEAR PUSH-PULL OUTPUT ON  
EACH CHANNEL. SUITABLE FOR "MIKE" GRAM OR  
Tape. Frequency Response: -2db 30-20,000 c.p.s. Hum Level: 65db down. Sensitivity: 5 millivolts  
maximum. Harmonic Distortion: (each channel): 0.2%. ★Four-position tone  
compensation and Input Selector Switch. ★Stereo/Mono switch.**

★Will amplify direct from Tape Heads. ★Neon panel indicator. ★Handsome Perspex Frontplate.  
★Separate Bass "Lift" and "Cut" and Treble "Lift" and "Cut" controls. Output transformers are high-  
quality sectionally wound to required specification. Output matches for 3 and 15 ohm spkrs. on **14 Gns.**  
Or factory assembled, tested and supplied with our usual 12 months guarantee. Carr. 12/6  
Or Deposit £3 and 9 monthly payments 43/2 (Total £22.4.6). Send S.A.E. for leaflet. Carr. 12/6 **19 Gns.**



## R.S.C. TFM1 TRANSISTORISED VHF/FM RADIO TUNER

Total cost of parts  
with detailed wiring  
diagrams and instructions.  
Carr. 10/- **12½ Gns.**  
Or factory built  
15½ Gns. Or in Teak  
finished cabinet as  
illustrated. 19½ Gns.  
Terms: Deposit £5  
and 9 monthly pay-  
ments 39/-.  
Total £22.11.0.



★ High-sensitivity ★ 200-250V. A.C. Mains  
operation. ★ Sharp A.M. Rejection.  
★ Drift-free reception. ★ Output ample  
for any amplifier (approx. 500 m.v.).  
★ Simple alignment instructions. ★ Output  
available for feeding tuning meter.  
★ Output for feeding Stereo Multiplexer.  
★ Tuner head using Silicon Planar Trans-  
istors. ★ Designed for standard 80 ohm co-axial input.  
★ Made to visually match our Super 15 and 30 amplifiers and of the same high  
standard of performance and reliability. The pre-wired tuning head facili-  
tates speed and simplicity of construction. Printed circuitry. Only first grade  
transistors and components used. Our latest product giving you the best at  
half the cost of comparable units. Stereo Multiplexer available.

## AUDIOTRINE HIGH FIDELITY LOUDSPEAKERS

Heavy cast  
construction.  
Dual Cone for extended frequency range.  
Plastic treated surround giving  
low fundamental resonance. Response  
40-18,000 c.p.s. Impedance  
3 or 15 ohms. Carr. 6/6.




HF81D 8in. 10 WATT 4 Gns.  
HF101D 10in. 12 WATT 5 Gns.  
HF101D 10in. 15 WATT £5.15.0  
HF121D 12in. 20 WATT £6.15.0  
HF151D 12in. 30 WATT 9 Gns.

## R.S.C. SUPER 15 HI-FI AMPLIFIER TECHNICAL R.S.C. SUPER 30 STEREO AMPLIFIER

**FULLY TRANSISTORISED 200/250V. A.C. Mains.**  
**OUTPUT 10 WATTS R.M.S. cont. into 15 ohms.**  
**15 WATTS R.M.S. cont. into 3-4 ohms.**  
Maximum instantaneous Peak power output 28 watts.  
**PRINTED CIRCUIT CONSTRUCTION.**  
**LATEST MULLARD TRANSISTORS.** AD149, AD149,  
OC1272, OC812, OC44, OC812, OC44, AC107.  
**5 POSITION INPUT SELECTOR SWITCH**  
**EQUALISATION to Standard R.I.A.A. and C.C.I.R.**  
Characteristics for Gram and Tape Heads.  
**FULL TAPE MONITORING FACILITIES.**  
**SENSITIVITIES:** Magnetic P.U. 4 mV. Crystal or  
Ceramic P.U. 400 mV. Microphone 45 mV. Tape Head  
2.5 mV. Radio/Aux or Ceramic P.U. 110 mV.  
**FREQUENCY RESPONSE:** ± 2db 20-20,000 c.p.s.  
**TREBLE CONTROL:** +15dB to -14dB at 10 Kc/s.  
**BASS CONTROL:** +12dB to -15dB at 50 c/s. HUM LEVEL: -75dB.  
**HARMONIC DISTORTION at 10 Watts R.M.S. 1,000 c.p.s. 0.25%.**  
**NEGATIVE FEEDBACK:** 52B  
Complete Kit of parts with full constructional details and  
point to point wiring diagrams. Carr. 11/-  
Supplied factory built 15 Gns. Carr. 12/6. Terms: Deposit 49/- and 9  
monthly payments 33/9 (Total £17.12.9). Or fitted in beautiful Walnut or  
Teak veneered cabinet as illustrated. 19½ Gns. extra.  
**ALL COMPONENTS ETC. ARE OF A HIGH STANDARD AND  
SUPPLIED BY LEADING BRITISH MANUFACTURERS.**

## SPECIFICATIONS COMPARE MORE THAN FAVOURABLY WITH SIMILAR AMPLIFIERS AT TWICE THE COST




**11 Gns.**

**A DUAL CHANNEL VERSION OF THE SUPER  
15. Employing Twin Printed Circuits. Close tolerance  
Ganged Pots. Matched Components.**  
**CROSS TALK:** -52dB at 1,000 c.p.s.  
**CONTROLS:** 5 position Input Selector, Bass Control,  
Trebble Control, Volume Control, Balance Control, Stereo/  
Mono Switch, Tape Monitor, Above Switches, Mains Switch.  
**INPUT SOCKETS (Matched Pairs):** (1) Magnetic P.U.  
(2) Ceramic or Crystal P.U. (3) Radio/Aux. (4) Tape Head/  
Microphone. Operation of the Input Selector Switch  
assures appropriate equalisation.  
Rigid 18 s.w.g. Chassis. Size approx. 12in. Wide, 3in. High  
and 8in. Deep. Neon Panel Indicator. Attractive Facia  
Ganging and Balance Control, apply also to Super 15.


**THESE UNITS ARE EMINENTLY SUITABLE FOR USE WITH  
ANY MAKE OF PICK-UP OR MICROPHONE (Crystal, Ceramic,  
Magnetic, Moving Coil, Ribbon) CURRENTLY AVAILABLE BY  
SUPERB SOUND OUTPUT QUALITY CAN BE OBTAINED BY  
USING WITH FIRST RATE ANCILLARY  
EQUIPMENT. All required parts, point to point wiring  
diagrams and details. Carr. 13/9 **18½ Gns.**  
Unit factory built 25½ Gns. or deposit 89/9 and 9 monthly payments 56/9  
(Total £29.14.6). Fitted cabinet as Super 15 29½ Gns. Carr. 15/- or Deposit  
£4.14.9 and 9 mthly paymts 65/10 (Total £24.7.3). Send S.A.E. for leaflet.**

# AUDIOTRINE HI-FI TAPE RECORDER KIT

**REALISM AT INCREDIBLY LOW COST:** S.A.E. for leaflet. **CAN BE ASSEMBLED IN AN HOUR.** ONLY 4 PAIRS OF SOLDERED JOINTS PLUS MAINS. Incorporating the latest Magnavox Tapedeck. The Audiotrone High Quality Tape Amplifier with switched equalisation for each of 3 speeds. High Flux P.M. Speaker, empty Tape Spool, a Reel of Best Quality Tape and a handsome Portable Cabinet of latest styling finished dark grey leather cloth. Size 14 1/2 x 17 1/2 in. and circuit. Purchased separately would total approx. £34. Performance equal to units in the £50-£60 class. Deposit **26 1/2 Gns.** 4 gns. and 9 monthly payments 59/6 (Total 294 gns.) 4 Track Model 3 gns. extra. Carr. 19/6



**LINEAR TAPE PRE-AMPLIFIER.** Type LP1 Switched Equalisation for Recording at 11in., 3 1/2in., 7 1/2in. per sec., and Playback. EM84 Recording Level Indicator. Designed primarily as the link between a Magnavox Tape Deck and Hi-Fi amplifier suitable most Tape Decks. Terms available. **10 1/2 Gns.**



**R.S.C. 4/5 watt A5 HIGH GAIN AMPLIFIER**  
A highly-sensitive 4-valve quality amplifier for the home, small club, etc. Suitable for all crystal or ceramic P.U. heads and practically all "mikes". Separate Bass and Treble controls giving "lift" and "cut". Hum level 71dB down. Negative Feedback 15dB. Reserve power supply 300v/25 m.a., 6.3v 1.5 a. for Radio Tuner or Tape Pre-amp. For A.C. mains 200-250v. Speaker output 3 ohms. Complete in every detail with fully punched enamelled chassis, point-to-point wiring diagrams and instructions. Or assembled ready for use 6 gns. plus 5/9 carr. **£4.17.9**

## R.S.C. A10 30 WATT LINEAR HI-FI AMPLIFIER


Highly sensitive. Push-Pull high output, with Pre-amp./Tone Control Stages. Performance figures equal to most expensive amplifiers available. Hum level -70dB. Frequency response ±3dB 30-20,000 c/s. Specially designed sectionally wound ultra linear output transformer with 87 output valves. All best grade components. Valves 6F86, 6F86, ECC83, 807, 807, GZ34. Separate Bass and Treble Controls. Sensitivity 12 millivolts so that any kind of Microphone or Pick-up is suitable. Designed for Clubs, Schools, Theatres, Dance Halls or Outdoor Functions, etc. For use with Electronic Organ, Guitar, String Bass, etc. Gram, Radio or Tape. Reserve Power for Radio Tuner. Two inputs with associated volume controls so that two separate inputs such as Gram and "Mike" can be mixed. 200-250v. 50c/s A.C. mains. For 3 and 15 ohm speakers. Complete kit of parts fully punched chassis, point to point wiring diagrams and instructions. **12 Gns.** Carr. 12/6. Fully fitted factory built with EL84 output valves. 12 months guarantee for 15 gns. If required perforated cover with carrying handles can be supplied for 21/-, Send s.a.e. for leaflet. **TERMS:** Deposit 49/- and 9 monthly payments of 33/7 (Total £17.10.3).

**JASON VHF/FM TUNER** Complete kit with valves. **£6.19.11**

**LOUDSPEAKER CORNER CABINETS** Attractive polished Model M for 59/11 Walnut finish. 10" speaker Model S for 12" 5 Gns. spkr & tweeter

## R.S.C. A11 HIGH FIDELITY 12-14 WATT AMPLIFIER

**PUSH-PULL ULTRA LINEAR OUTPUT "BUILT-IN" TONE CONTROL PRE-AMP** Two input sockets with associated controls allow mixing of "mike" and gram, etc., etc. High sensitivity. Valves ECC83, ECC83, EL84, EL84, EZ81. High quality sectionally wound output transformer specially designed for Ultra Linear operation and reliable small condensers of current manufacture. INDIVIDUAL CONTROLS FOR BASS AND TREBLE. Frequency response ±3dB 30-20,000 c/s. Six negative feedback loops. Hum level -60dB. SENSITIVITY 23 millivolts. Suitable for Crystal or Ceramic P.U.s. all types "mikes". Comparable with the very best designs. For Musical Instruments such as String Bass, Electronic Guitars, etc. Reserve Power provides 300v. 30mA. and 6.3v. 1.5a. for Radio Tuner or Tape Pre-amp. Size approx. 12 x 9 x 7in. For A.C. mains 200-250v. 50 c.p.s. Output for 4 and 15 ohm speakers. Kit complete to last out. Chassis **£8.15.0** fully punched. Full instructions and point-to-point wiring diagrams (or factory built £11.15.0). Metal cover with 2 handles available for 21/-. **TERMS ON CARR. 11/6 ASSEMBLED UNITS:** Deposit 36/6 and 9 monthly payments of 25/9 (Total £18.3.3). Send S.A.E. for illustrated leaflet of Cabinets, Speakers, Mikes, etc.



**R.S.C. BASS-REGENT 50 WATT AMPLIFIER**  
AN EXCEPTIONALLY POWERFUL HIGH QUALITY ALL-PURPOSE UNIT For lead, rhythm, bass guitar and all other musical instruments. For vocalists, gram, radio, tape, and general public address.

★ UNUSUALLY POWERFUL LOUDSPEAKER COMBINATION consisting of a FANE HIGH FLUX 15in. 30 watt unit PLUS a FANE 12in. 20 watt unit with extended frequency response. ★ 4 Jack Inputs and two Volume Controls for simultaneous use of up to 4 pick-ups or "mikes". ★ Cabinets covered in two-tone Rexine/Vynair with gold trimming. Fitted carrying handles. ★ Separate Bass and Treble Controls giving "lift" and "cut".  
Send S.A.E. for leaflet. Or call at one of our many branches and compare the Bass-Regent with units at three times the cost.  
**49 1/2 Gns.** Carr. 30/- Or deposit £27.1.6 and 9 monthly payments of £5.10.10. (Total 55 gns.)

## B20 MULTI-PURPOSE AMPLIFIER especially suitable for Bass Guitar

Incorporating massive 12in. high flux loud-speaker. Rating 25 watts. Individual bass and treble controls. Two jack inputs separately controlled. Substantial cabinet completely finished in Rexine and Vynair. Size approx. 24 x 21 x 11in. Send S.A.E. for leaflet. **29 1/2 Gns.** Or Deposit £4.14.6 and 9 monthly payments of 66/-. (Total £34.8.6). Carr. 17/6.

## G15 15 WATT AMPLIFIER for Lead or Rhythm Guitar, Vocal Groups, etc.

High-fidelity output. Separate bass and treble controls. Twin separately controlled inputs so that two instruments or "mike" and pick-ups can be used at the same time. Heavy Duty 12in. 20 watt Speaker. Cabinet covered in attractive Rexine/Vynair. Size 18 x 18 x 8in. Deposit 3 gns. **19 1/2 Gns.** Carr. and 9 monthly payments of 43/7 15/-. (Total £22.15.3). S.A.E. for leaflet.

**LINEAR TREMOLO PRE-AMP UNIT** Suitable for use with any of our Amplifiers. Controls are Speed (frequency of interruptions), Depth (for heavy or light effect). Volume and Switch. **4 Gns.**

## R.S.C. BATTERY/MAINS CONVERSION UNITS

Type BM1. An all-dry battery eliminator. Size 9 1/2 x 4 1/2 x 2 1/2 in. approx. Completely replaces batteries supplying 1.5v. and 90v. where A.C. mains 200-250v. 50 c/s is available. Complete kit with diagram 47/9 or ready for use 59/11.

**SELENIUM RECTIFIERS F.W. (Bridged)** All 6/12 v. D.C. output. Max A.C. input 18 v. 1 a. 3/11. 2 a. 6/11. 3 a. 9/9. 4 a. 12/9. 6 a. 15/9.  
**HEAVY DUTY SELENIUM RECTIFIERS 19/9** 12v. 15 amps. F.W. (Bridged). Only



## CLEARANCE SALE!

**WATKINS COPYCAT ECHO UNITS 49 1/2 Gns.** 17/8 Listed £58.00. Brandy 1000. **7 Gns.**

**5 WATT EX GUITAR Amplifiers** 15 ohm output. 2 inputs Carr. 7/6.

**POWER PACK KIT** Consisting of Mains transformer. Metal Rectifier. Electrolytics, smoothing choke, chassis and circuit. 200/250v. A.C. **22/11** mains. Output 250v. 60mA 6.3v. 2a Supplied with case in lieu of chassis 26/11. Or assembled 39/11.

**HEAVY DUTY BATTERY CHARGER KITS 6/12 v.** Consisting of Mains Trans. 200-250 v. Rectifier. Ammeter. Variable Charge Rate Selector, Panels, Plugs, Fuses and Holders. Fully punched stove enamelled case **4a 49/11** **6a 69/11** Or assembled ready for use 10/- extra.

# LONDON-NEWCASTLE-GLASGOW

New branches now open - see addresses

**R.S.C. COLUMN SPEAKERS** Covered in two-tone Rexine/Vynair. Ideal for vocalists and Public Address. 15 ohm matching. Type C88, 15-20 watts. Fitted five 8in. high flux speakers. Overall size approx. **14 Gns.** 42 x 10 x 5in. Or Deposit 44/- and 9 monthly pmts 31/5 (Total £16.6.9) Carr. 10/6  
Type C412, 40 watts. Fitted four 12in. 12,000 line 10 watt speakers. Overall size **21 Gns.** 56 x 14 x 5 in. approx. Carr. 15/- Or Deposit 31/1.0 and 9 monthly payments of 46/7 (Total £24.16.3).

**30 WATT HI-FI AMPLIFIER** for Guitar, Vocal or Instrumental Group  
A 4 Input, 2 volume control Hi-Fi unit with Separate Bass and Treble controls. Latest valves. Strong Rexine covered cabinet with carrying handles. Attractive black/gold perspex fascia. For 200-250v. A.C. mains. For 3 or 15 ohm speak. **17 Gns.** Carr. 12/6  
payments of 37/5 (Total £19.16.9).

**12in. HIGH QUALITY L'SPEAKERS** In teak veneered cabinets. **10 Watt Model.** Gauss 12,000 Lines. 3 or 15 ohms. Carr. 7/6  
**20 Watt Model.** 15 ohm. Size **£7.19.11** 18x13x10in. Gauss 12,000lines. Rexine covered kit extra. Carr. 10/6  
Terms available on both.

**FANE HEAVY DUTY HI-FI SPEAKERS** Limited number at fraction of list price 15 ohms. Impedance. Brand new, guaranteed. **£5.11.9**  
12in. 20 watt. With Tweeter Cone. Carr. 5/9

**LOUDSPEAKERS** Limited number at fraction of list price 15 ohms. Impedance. Brand new, guaranteed. **£5.11.9**  
12in. HEAVY DUTY 30 watts **7 Carr. 12/6** Normally £12 approx.  
15in. EXTRA HEAVY DUTY 40-50 watts **12 Carr. 17/6** Normally £20 approx.  
Massive units with 3in. Diam. Pole Pieces. Terms available. (Normally appr. £19)

**R.S.C. GRAM AMPLIFIER KIT.** 3-4 watts output. Negative feedback. Controls: Vol. Tone and Switch. Mains operation 200-250v. A.C. Fully isolated chassis. Circuit, etc. supplied. Only 49/11.

**HIGH FIDELITY 12in. 10 WATT SPEAKERS 59/11**  
Flux Density 12,000 lines. Impedance 3 or 15 ohms

**TRANSISTOR SALE** Mullard OC71, OC72, OC81, 2/11, OC44, OC45, 3/11, OC75, 7/9, AF117 6/9. Post 6d. for 3.

## R.S.C. MAINS TRANSFORMERS FULLY GUARANTEED, Interleaved and Impregnated. Primarys 200-250v. 50 c/s. Screened. MIDGET CLAMPED TYPE 2i x 2i x 2in.

250-0-250v. 60mA, 6.3v. 2a	14/11
250-0-250v. 60mA, 6.3v. 4a	15/11
250 SHROUDED UPRIGHT MOUNTING	
250-0-250v. 60mA, 6.3v. 2a, 0-5-6.3v. 2a	19/9
250-0-250v. 100mA, 6.3v. 4a, 0-5-6.3v. 2a	33/9
300-0-300v. 100mA, 6.3v. 4a, 0-5-6.3v. 2a	33/9
300-0-300v. 130mA, 6.3v. 4a c.t., 6.3v. 1a	41/9
For Mullard 510 Amplifier	
350-0-350v. 100mA, 6.3v. 4a, 0-5-6.3v. 2a	33/9
350-0-350v. 150mA, 6.3v. 4a, 0-5-6.3v. 2a	42/9
425-0-425v. 200mA, 6.3v. 4a, c.t., 6v. 3a	67/9
425-0-425v. 200mA, 6.3v. 4a, 6.3v. 4a, 5v. 3a	67/9
450-0-450v. 250mA, 6.3v. 4a, c.t., 6v. 3a	79/9
TOP SHROUDED DROP-THROUGH TYPE	
250-0-250v. 70mA, 6.3v. 2a, 0-5-6.3v. 2a	19/9
250-0-250v. 100mA, 6.3v. 2a, 6.3a.	21/9
250-0-250v. 100mA, 6.3v. 2a, 6.3v. 1a.	22/9
350-0-350v. 80mA, 6.3v. 2a, 0-5-6.3v. 2a	23/9
350-0-350v. 100mA, 6.3v. 4a, 0-5-6.3v. 2a	32/9
350-0-350v. 100mA, 6.3v. 4a, 0-5-6.3v. 2a	32/9
300-0-300v. 130mA, 6.3v. 4a, 0-5-6.3v. 1a.	39/9
Suitable for Mullard 510 Amplifier	
350-0-350v. 100mA, 6.3v. 4a, 0-5-6.3v. 2a	39/9
350-0-350v. 150mA, 6.3v. 4a, 0-5-6.3v. 2a	32/11
<b>FLUORESCENT or TRANSISTOR POWER PACK TYPE</b>	
6.3v. 1.5a 8/9, 6.3v. 2a 7/9, 6.3v. 3a 9/9, 6.3v. 6a 19/9,	
9v. 1.5a 8/9, 12v. 3a or 24v. 1.5a 19/9, 0-9-13v. 11a	
15/9, 0-12-25-42v. 2a 27/9	
<b>CHARGER TRANSFORMERS 0-9-15v. 1 1/2a.</b> 13/11	
2 1/2a. 16/11, 3a. 18/11, 5a. 21/11, 6a. 25/11, 8a. 31/11	
<b>AUTO (Step UP/Step DOWN) TRANSFORMERS</b>	
0-110/120v.-200-230-250v. 50-80 watts, 14/9	
160 watts, 89/11, 260 watts, 49/9, 500 watts, 99/9	
<b>OUTPUT TRANSFORMERS</b>	
Push-Pull Pentode 6-090/4 or 7,000Ω to 3Ω	7/9
Push-Pull 6 watt EL84 to 8Ω or 15Ω	11/9
Push-Pull 10 watt 6V6 ECL86 to 3, 5, 8 or 15Ω	21/9
Push-Pull EL84 to 3 or 15Ω 10-12 watt	19/9
Push-Pull Ultra Linear for Mullard 510, etc.	35/9
Push-pull 15-18 watt sectionally wound 6L6, KT66, etc. for 3 or 15Ω	29/9
Push-pull 20 watt high quality sectionally wound, EL34, 6L6, KT66, etc. to 3 or 15Ω fully shrouded.	55/9
<b>SMOOTHING CHOKES</b>	
150 mA, 7-10H, 250 Ω/12.9	
100 mA, 10H, 300 Ω/11.	
60 mA, 10H, 300 Ω/7.	
60 mA, 10H, 400 Ω/11.	



# LOOK!

**PRACTICAL!**

**VISUAL!**

**EXCITING!**



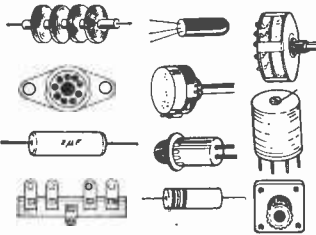
*a new 4-way method of mastering*

# ELECTRONICS

*by doing — and — seeing . . .*


## 1 OWN and HANDLE a

complete range of present-day **ELECTRONIC PARTS** and **COMPONENTS**



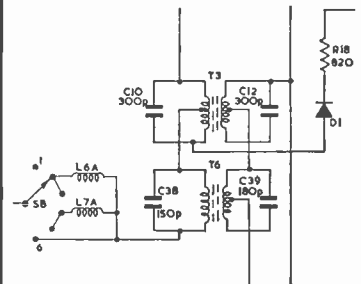
## 2 BUILD and USE

a modern and professional **CATHODE RAY OSCILLOSCOPE**



## 3 READ and DRAW and

**UNDERSTAND** **CIRCUIT DIAGRAMS**



## 4 CARRY OUT OVER 40 EXPERIMENTS ON BASIC ELECTRONIC CIRCUITS AND SEE HOW THEY WORK . . . INCLUDING . . .

- VALVE EXPERIMENTS
- PHOTO ELECTRIC CIRCUIT
- A.C. EXPERIMENTS
- TRANSISTOR EXPERIMENTS
- COMPUTER CIRCUIT
- D.C. EXPERIMENTS
- AMPLIFIERS
- BASIC RADIO RECEIVER
- SIMPLE COUNTER
- OSCILLATORS
- ELECTRONIC SWITCH
- TIME DELAY CIRCUIT
- SIGNAL TRACER
- SIMPLE TRANSMITTER
- SERVICING PROCEDURES

This new style course will enable anyone to really understand electronics by a modern, practical and visual method—no maths, and a minimum of theory—no previous knowledge required. It will also enable anyone to understand how to test, service and maintain all types of Electronic equipment, Radio and TV receivers, etc.

**FREE** POST NOW  
for  
**BROCHURE**

or write if you prefer not to cut page

To: **BRITISH NATIONAL RADIO SCHOOL, READING, BERKS.** Please send your free Brochure, without obligation, to: *we do not employ representatives*

NAME ..... BLOCK CAPS

ADDRESS..... PLEASE PW7



# PRACTICAL WIRELESS

VOL 43 No 3

issue 725

JULY 1967

## TOPIC OF THE MONTH

### *Flexibility*

ONE thing about radio—life need never become dull. On the constructional side, there are always new ideas and developments to stimulate grey matter that may be in danger of becoming stagnant. In this issue, for instance, we have details of an experimental receiver using Transfilters in place of the more conventional i.f. transformers. These devices are new enough to be novel to most readers and they open up an interesting line for those with enquiring minds. Next month, too, we follow up with some experimental circuits based on field effect transistors, again offering scope for those wanting to work on something a little different.

But it is not only at his workbench that the keen amateur can keep on his toes. Users of the electromagnetic wave spectrum—and that must include almost all readers—should never complain of staleness or get into a rut. So long as we are dependent on the ionosphere and troposphere for radio communications, and subject to solar and other natural influences on propagation, one can always exploit the particular favourable circumstances of the moment with the added spur of anticipating how things will shape up in the near future.

The wise radio listener, or amateur transmitter, will take advantage of the prevailing situation and while the value of specialisation is acknowledged it is surely the amateur with an eye to opportunity and willingness for adaptability that will ultimately get the most out of the hobby.

In the last few years, conditions have favoured the l.f. bands and the more flexible enthusiasts have done well. Now that the sunspot pendulum is swinging back, the h.f. bands are coming into their own. Ten and fifteen metres, so often dead in recent years, are blossoming like spring flowers and 20m is more like its old self. Despite the cyclic fluctuations, what might be called the middle h.f. bands (such as 20m) remain *comparatively* consistent and this has led to a tendency with some to restrict their activities principally to these regions. Now that the sunspot cycle is favouring higher frequencies we hope that readers will take advantage of the fact—and that they will also try the l.f. areas more seriously when more optimised conditions return.

W. N. STEVENS—*Editor*

## NEWS AND COMMENT

Leader	175
News and Comment	176, 202
On the Short Waves <i>by John Guttridge and David Gibson, G3JDG</i>	186
Practically Wireless <i>by Henry</i>	211
New Books	216
Club Spot—Southgate Radio Club, G3SFG	219

## CONSTRUCTIONAL

The Class D Wavemeter <i>by C. Molloy</i>	178
Monitor for CW, AM and RF Output <i>by A. H. Jubb, B.Sc., GW3PMR</i>	185
Simple Stabilised Power Supply <i>by H. T. Kitchen</i>	190
Transfilter Portable <i>by A. J. McEvoy, B.Sc.</i>	196
In-Line AGC Unit <i>by L. McNamara, B.Sc.</i>	204
70cm Preamp <i>by J. L. Oliver, G8ANJ</i>	212

## GENERAL ARTICLES

Repairing Radio Sets, Part IV <i>by H. W. Hellyer</i>	181
Single Signal Reception <i>by J. O'Hare</i>	201

AUGUST ISSUE WILL BE PUBLISHED ON JULY 7th

All correspondence intended for the Editor should be addressed to: The Editor, "Practical Wireless", George Newnes Ltd., Tower House, Southampton Street, London W.C.2. Phone: TEMple Bar 4363. Telegrams: Newnes London, W.C.2. Subscription rates, including postage: 36s. per year to any part of the world. © George Newnes Ltd., 1967. Copyright in all drawings, photographs and articles published in "Practical Wireless" is specifically reserved throughout the countries signatory to the Berne Convention and the U.S.A. Reproductions or imitations of any of these are therefore expressly forbidden.

## Clause 7

Would it be possible to print the details of your June leader on the next cover of PRACTICAL WIRELESS? As this item is of such great importance, it should be printed where everyone can see it as I feel it has not had the publicity it should have.

**A. Parnham.**

Grimethorpe,  
Yorkshire.

*[Other technical periodicals have also drawn attention to the possible dangers of this section of the Wireless Telegraphy Act. MP's have been alerted and questions have been raised in the House. Representations have been made to the PMG. So it would seem that this clause will be closely watched as the Bill goes through the House.]*

*In a letter to the RSGB, the Post Office Radio Services Department says "Under this clause the Postmaster General will have the power to make orders specifying apparatus which is to be banned. In making an order we shall try to limit its scope to roughly the sort of apparatus which we wish to stop."*

*In our opinion the words "try" and "roughly" have an ominous ring about them, for here is a repetition of the very loose phraseology in the proposed amendments.*

*The GPO claim they are not aiming at "apparatus which amateurs purchase or construct themselves for their own use within the terms of their licence" and that their concern is "essentially to offer a measure of consumer protection, partly to the unsuspecting person who might obtain something before discovering that he cannot get a licence to use it."*

*The RSGB is pressing that exemption for radio amateurs should be written into the Bill. In the meantime, public spirited readers could well help protect our cause by bringing the matter to the attention of their local MP's]—Editor.*

## Improving Cheap Tape Recorders

Commenting on the article in the April 1967 issue of PRACTICAL WIRELESS, I have a 4TR Model A4411 and have found that to use the amplifier system on its own, it is unnecessary to incorporate a jack socket in series with the record/playback head.

Instead, by plugging in the microphone, turning the volume up, and putting the record/playback slide switch to a central position, the tape recorder readily serves as a public address, or amplifier for a radio tuner.

It would be interesting to know if this method is possible on other models.

**M. J. Osborn.**

Cowplain,  
Hants

# NEWS AND..

## PANEL LABELS

If you would like some labels to smarten up the gear then you're in luck. At Digswell, in Hertfordshire, the Sherrards Spastics Training Centre are turning out some very nice labels to order. Engraved on plastic with a choice of colours, they offer a very attractive bargain for the home constructor. The labels are adhesive backed and the lettering of your choice is available from  $\frac{1}{8}$ in. to  $1\frac{1}{2}$ in. deep. Ham call-signs (not adhesive backed) containing 6/7 letters engraved on plastic  $6\frac{1}{2} \times 2\frac{1}{4}$ in. cost only 2s. 6d. Small labels—on/off, volume or what you will cost  $1\frac{1}{2}$ d. per character, minimum order 9d.

The choice of colours is: white letters on a black background; black letters on white; red letters on white; white letters on red. Just send the label size, the wording you want, and leave the rest to "Sherrards".

Inquiries should be accompanied by a s.a.e. Orders should be sent to—Sherrards Training Centre, Digswell Hill, Welwyn, Herts. Terms c.v.o., delivery 3–4 weeks. Cheques and P.O.'s crossed and made payable to "Sherrards Training Centre".

## ARMS MOBILE RALLY

*The Amateur Radio Mobile Society is holding its annual Mobile Rally on Sunday June 18 at R.A.F. Alconbury, Huntingdon, now used by the U.S. Air Force.*

*A section will be set aside for the Hi-Fi enthusiast, and for the amateur radio enthusiast. Transmitting stations will be operating and talk-in stations will be working throughout the day on several wavebands.*

*The exhibition is open from 10 a.m. until 6 p.m. It is free of charge and there is a possibility of an air display and other attractions for the wives and children etc.*

## WE QUOTE

The following is a quote from the News Sheet of the Verulam Amateur Radio Club: "One of our members, has acquired a colour TV set. He has always been fascinated by TV. He says that he can turn elephants pink by just turning a knob." (We know a MUCH better way!).

## PIRATE INTERFERENCE

*It has been reported to the Postmaster General that "Radio Scotland" has recently been causing severe interference both to broadcasting services in the Republic of Ireland and to radio communications with the New Island Lighthouse, at the entrance to Belfast Lough.*

## BATTERY/MAINS AUTOCHANGER FROM FIDELITY




Fidelity's portable record player, model HF34 is a transistorised battery/mains model with 4-speed autochanger deck. It uses six U2 batteries or 110/200/250 volts. A material-covered wooden cabinet is used, and a 7 x 4in. speaker takes a full watt output from the 5-transistor amplifier.

Recommended retail price is 18½ gns.

# ...COMMENT

## MULLARD SPACE SCIENCE LABORATORY



Following a donation of £65,000 by the Mullard company, the Physics Department of University College, London, has established in Surrey an outstation for space science research, to be known as the Mullard Space Science Laboratory.

This picture taken in the Physics Department in London shows equipment to be mounted in a U.S. orbiting solar observatory satellite to be launched this year. The experiment is to study the emission of X-rays by the sun and is a more sophisticated version of one originally flown in the satellite Ariel I. Leicester University is collaborating with University College, London, in this experiment.

## AN IMPROVED RADIOTELEPHONY TERMINAL

A new type of radio terminal equipment, known as Lincompex (*Linked Compressor and Expander*), which is claimed to improve the quality and efficiency of radio telephone circuits, is now going into service on a number of h.f. circuits operated by the GPO and the American Telephone and Telegraph Company.

The new system largely eliminates variations in speech volume and timbre caused by fading of the radio circuit and is very little affected by radio noise, which is effectively suppressed between syllables of speech.

Lincompex equipment was developed and designed by the GPO and is manufactured in the UK. It has something in common with the compander systems used on long-distance cable circuits in that the speech signal is heavily compressed. This achieves a high level of modulation of the transmitter irrespective of speech amplitude and thus helps to minimise the effects of radio noise. Information required for restoring the original variations in speech amplitude is passed at syllabic rate to complementary expanders at the receiving end of the circuit by means of a narrow-band frequency-modulated control signal contained within the normal speech channel. The overall bandwidth requirements are, therefore, unchanged and modern independent sideband radio equipment will accept one or more Lincompex channels.

## Zowie Henry!

I thought Batman had the edge on modern science, but I did not know modern transistor research had progressed so much until I read some copies of certain American magazines.

What exactly does the layman think a transistor is? According to the American mags. it is a cross between a perpetual motion machine and a sonic boom flame thrower. Just think! some people actually believe that sort of trash. (I used to before I discovered P.W.)

Why not have a competition to find out the most way-out use for a transistor? First prize could be a pile of old American fiction magazines.

**J. Perry.**

Wallasey,  
Cheshire.

[We'd like to hear of ideas, anyway!]  
—Editor.

## You get what you pay for

Over a period of years I have bought kits from four P.W. advertisers, all without complaint. One *does* take a chance with many mail order goods but with radio kits one can get an insight by buying the plans and circuit usually offered for around 2s. 6d. If these are studied, the customer can gain some idea of what might be good value or just junk.

My advice to youngsters is not to buy kits at "give-away" prices. They may be tempting but the advertiser is in business to make money and naturally he's not giving anything away!

**K. Marlow.**

Worcester Park,  
Surrey.

## No case?

My worst fears materialised—dragged through Henry's column like a service sheet through a tuning condenser (June '67). Seriously though, surely 27Mc/s R/T's should be advertised as export only (appreciating P.W. goes further afield than these shores)? Having experience in v.h.f. TV relay, problems from R/T pirates are a menace (G. J. King can confirm this).

The question of wasted space referred to pop pirate prosecution rather than new legislation, comment and Henry's humor-cum-criticism. By all means let us have comment and reference on the Wireless and Telegraphy Acts, but are court cases relevant to the home constructor? I think not.

By the way, Henry, I am DX'ing a full two hours before Coronation Street, and throwing kits out of the window is costly, glass is not cheap you know!

Touché Henry.

**Ivor N. Newport.**

New Marston,  
Oxford.

**More News and Comment on page 202**



# THE CLASS D WAVEMETER

C. MOLLOY

Few short-wave listeners realise that a heterodyne frequency meter could assist them in pin-pointing stations. This article describes how the Class D, No. 1, wavemeter works, and how it may be used by short-wave listeners. Also included are modification details to enable the wavemeter to be operated from 6V a.c. and from a.c. mains supplies.

One does not associate heterodyne frequency meters with DX-ing, for they are normally used for checking the frequency of transmitters. They can be used to check the scale calibration of receivers, to set a receiver accurately to a desired frequency and to ascertain the exact frequency of a station that is tuned in. Short-wave listeners may not be aware that such a low-priced precision instrument as the ex-WD Wavemeter Class D can bring these advantages. With its aid, the frequency of a new or an unidentified station can be measured with precision; quite an advantage if a report is to be sent to a DX club. Conversely, a station of known frequency can be located with ease even if it lies outside the normal broadcast bands.

Many short-wave receivers have a totally inadequate tuning scale. For example, the 60 metre band, which covers 300 kc/s, is compressed into approximately  $\frac{1}{4}$  inch on the R.1155, making accurate frequency determination rather difficult. Experience of the band and reference to the position of known stations on it, can give good results but the method is tedious and uncertain. A bandsread control can be valuable

but it has to be reset whenever the band is changed. A good logging scale (such as the CR.100 possesses) does not solve the problem entirely as the scale has to be calibrated against frequency. This is a lengthy process involving the identification of a number of stations, always with the possibility of error.

The Wavemeter Class D enables a receiver to be set to any chosen frequency over a large part of the short waves with an accuracy of 1kc/s or better. The final two digits of the frequency in kilocycles are read direct from a scale marked 0—100, on the wavemeter. Reference to graphs and calibration charts is unnecessary. In short, the wavemeter takes a lot of the guesswork out of DX-ing, especially for those who do not possess an expensive receiver.

## PRINCIPLE OF OPERATION

The instrument consists of a 1Mc/s crystal calibrator, which provides useful harmonics up to 30Mc/s, and a heterodyne frequency meter with two ranges, 1.9 Mc/s to 4Mc/s and 4Mc/s to 8 Mc/s. The frequency meter comprises a variable frequency carrier oscillator modulated by a 100kc/s crystal oscillator that is rich in harmonics. Upper and lower sidebands are produced and these spread over a large section of the short wave spectrum.

If a carrier frequency  $F$  is modulated by a lower frequency  $f$ , the products will include  $F, F+f, F-f$ ; i.e. the carrier frequency, the upper sideband and the lower sideband. If  $f$  is rich in harmonics, that is

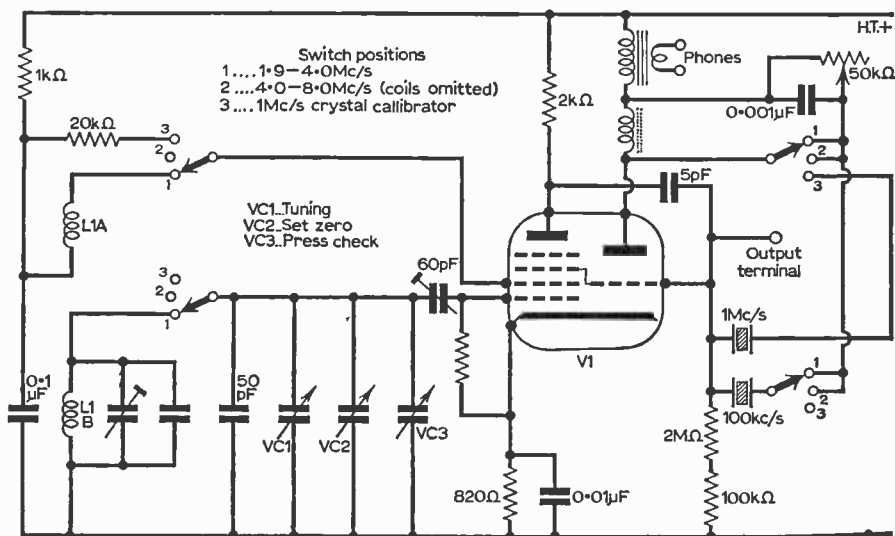


Fig. 1: Circuit diagram of the Wavemeter Class D, No. 1.

to say, if it contains frequencies of 2 times  $f$ , 3 times  $f$ , etc., then these two will modulate  $F$  and the additional upper and lower sidebands will be  $F+2f$ ,  $F-2f$ ,  $F+3f$ ,  $F-3f$  and so on. The total products can be more conveniently written as  $F$ ;  $F\pm f$ ;  $F\pm 2f$ ;  $F\pm 3f$  and so on; these being the frequencies generated by the wavemeter.

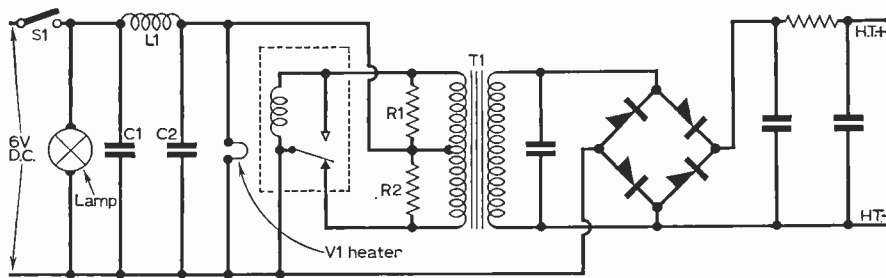


Fig. 2: Unmodified power supply circuit of the Class D wavemeter.

A triode hexode mixer valve is used (see Fig. 1), the triode working as a 100kc/s crystal oscillator whose output is rich in harmonics. The control grid and screen grid of the mixer section form a feedback carrier oscillator which is adjustable over a range of 100kc/s and has a scale marked from 0 to 100. The two oscillations are mixed to produce at the output terminal, the carrier frequency  $C$  and  $C\pm 100$ kc/s,  $C\pm 200$ kc/s,  $C\pm 300$ kc/s and so on throughout the range of the instrument. Means are provided for calibrating the carrier frequency scale against the 100kc/s crystal, so accuracy is ensured.

An example will make the operation clear. On the range marked 1.9Mc/s to 4Mc/s the carrier frequency is 3.4Mc/s (0 on the scale) and is adjustable to 3.5Mc/s (100 on the scale). When the scale is at zero the carrier of 3.4Mc/s plus the upper sidebands 3.5, 3.6, 3.7 etc., and the lower sidebands 3.3, 3.2, 3.1, etc., will be generated. If the scale is set to 01, the carrier will now be 3.401Mc/s and the upper and lower sideband will be 3.501, 3.601, etc., and 3.301, 3.201, etc. With the scale set to 43, the carrier will be 3.443Mc/s, 3.543, 3.743, etc., and 3.343, 3.243, 3.143, etc. Briefly, the carrier frequency whatever its value will be accompanied by the carrier plus and minus 100kc/s and harmonics of 100kc/s.

If a lead from the wavemeter output terminal is brought near the receiver aerial terminal, the frequencies generated by the frequency meter will be picked up by the receiver as unmodulated carriers. When the receiver is tuned to an unknown station and the wavemeter tuning control is rotated, a whistle will be heard at the receiver output. This is the beat between the unknown station and one of the outputs from the wavemeter. When the beat is adjusted to zero, the last two digits of the station's frequency in kc/s are read direct from the wavemeter's tuning scale. The other digits will be read from the receiver tuning scale provided it is accurate to within 100kc/s, which will normally be the case.

## USING THE 1Mc/s CRYSTAL CALIBRATOR

When the receiver tuning scale is not accurate enough to estimate frequency to the nearest 100kc/s, then the 1Mc/s calibrator will have to be used. For example, to tune the receiver to 4311kc/s, set the switch to the 1Mc/s position and pick up the 4th harmonic. Now switch-in the frequency meter to the 4 to 8Mc/s range and set the dial to zero. An output will be obtained at 4.0 Mc/s and also at 4.1, 4.2, 4.3. Advance the receiver tuning until 4.1, 4.2 and finally 4.3 are picked up. Set the wavemeter to 11 and advance the receiver tuning once more. When the wavemeter is next heard it will be tuned to 4311kc/s.

When testing a newly-constructed receiver, it may not be possible to identify the different harmonics of 1Mc/s and in this case the transmissions from the frequency standard stations must be utilised. MSF in Rugby operates on 5Mc/s and can easily be identified by the 1-second clock-like pulses of tone that it transmits. There are also frequent transmissions of the callsign in morse. Do not be surprised if the station suddenly disappears. The schedule is 5 minutes ON and 5 minutes OFF. This is by international agreement so that the frequency can be used by other frequency standard stations abroad without mutual interference. Frequency standard stations can also be heard on 2.5, 10, 15, 20 and 25Mc/s, the well-known WWV, at Fort Collins, Colorado, can be heard on the higher frequencies.

Once 5Mc/s has been located, the receiver tuning is decreased in frequency until the 4th harmonic at 4Mc/s is found and the wavemeter set as described above. As can be seen, the wavemeter is an excellent substitute for a signal generator when lining up r.f. and oscillator circuits.

## EXTENDING THE RANGE

Although the range of the frequency meter is only from 1.9Mc/s to 8.0Mc/s, weaker harmonics extend well outside these limits. The writer often uses his wavemeter on the medium waveband and it can certainly be used on the 31, 25 and 19 meter bands. The harmonics become progressively weaker the further they are from the fundamental and a direct connection from the wavemeter to the receiver input may be necessary in order to receive them. When checking a frequency in the 19m band the procedure to adopt is to tune in the wanted station, unplug the aerial, connect the wavemeter output in

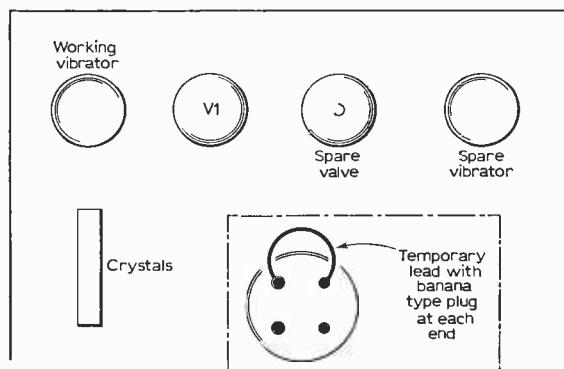


Fig. 3: Top view of the chassis with the socket arrangement of the vibrator inset.

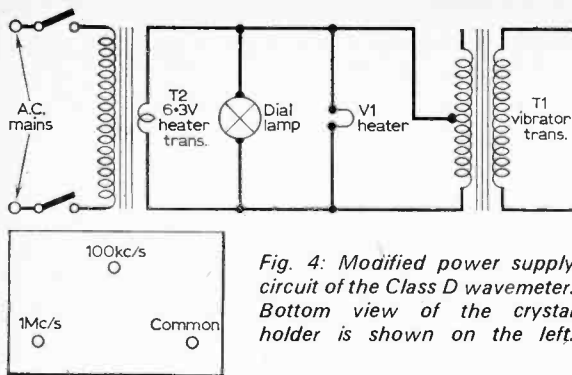


Fig. 4: Modified power supply circuit of the Class D wavemeter. Bottom view of the crystal holder is shown on the left.

its place and use the wavemeter as before. Operation on frequencies higher than the 19m band gradually becomes more difficult as the harmonics are weak and closely spaced, but with care, results can be obtained on 16m.

## PHYSICAL DESCRIPTION

The wavemeter is housed in a metal case approximately  $8\frac{1}{2}$  by  $7\frac{1}{2}$  by 6in. Mounted on the front panel are:

- (1) A tuning knob and illuminated scale marked 0 to 100.
- (2) A calibration control, used to set the zero of the tuning scale.
- (3) Phones socket, for use with low impedance phones for listening to beats when calibrating. The phones are only used when calibrating and are not required while measuring.
- (4) A 3-position switch which enables the 1Mc/s marker oscillator or alternatively either of the two frequency meter ranges, to be selected.
- (5) An output terminal.

The wavemeter is supplied in a wooden transit case complete with working instructions, a pair of low impedance phones and a pair of battery clips. The intending purchaser should ensure that all of these items are supplied. The power requirement is 1.1A at 6V d.c. and the battery clips are used to make connection to a 6V battery.

## CONVERTING TO 6V A.C. OPERATION

Some readers will find it inconvenient to operate the wavemeter from a 6V battery owing to the high current consumption. Reference to Fig. 2 shows that the 6V d.c. is applied to the dial lamp, then through a filter circuit (C1, L1, and C2) to the heater of valve V1 and finally to a vibrator which is connected to the primary of transformer T1. The secondary is connected to a bridge rectifier and smoothing circuit to produce the h.t. supply.

The vibrator switches rapidly between the two sections of the centre tapped primary of T1 applying a 6V pulse to each half in turn. If the vibrator is removed and a 6V a.c. supply connected to either of the two halves of T1 primary, an alternating voltage of approximately the correct value will appear across T1 secondary and drive the h.t. supply as before. The dial lamp and heater of V1 can also be run from 6V a.c. All that is required then to convert the instrument to work from a 6V a.c. supply is to unplug the vibrator and connect either half of the

primary of T1 to the new power supply. This can be done quite easily by strapping *either but not both* ends of the primary winding of T1 to chassis. A convenient method of doing this is to use a pair of banana-type plugs, joined by a short length of wire and plugged into the working vibrator holder as shown in Fig. 3. The power leads can now be connected to any 6V a.c. supply that is available and is capable of supplying 1.1A. Figure 3 also shows the location of the working vibrator.

A word of caution. Depending on the Mark number, C2 can be either a  $0.5\mu\text{F}$  paper capacitor or a  $50\mu\text{F}$  12V working reversible electrolytic. The electrolytic will not be damaged by the temporary application of 6V a.c. but if the wavemeter is to be used permanently on a.c. supplies it would be advisable to disconnect one side of this capacitor. If the  $0.5\mu\text{F}$  paper capacitor is fitted it can be left in circuit.

## CONVERTING TO A.C. MAINS OPERATION

After preliminary tests using an external heater transformer and the method described above, the writer decided it would be convenient to operate the wavemeter direct from the mains supply. This entailed fitting a heater transformer inside the wavemeter. There is plenty of room to mount it underneath the chassis if redundant components and the spare valve, spare vibrator and their holders are removed. Figure 4 shows the power supply section of the instrument after modification. Capacitors C1 and C2, choke L1, suppressor resistors R1 and R2 and the working vibrator ought to be removed. Before starting work, the 3-pin crystal should be unplugged to prevent damage to it. The 1Mc/s and 100kc/s crystals are mounted together in a common case, see Fig. 4 for the pin connections.

The heater transformer is bolted to the bottom surface of the chassis in the space vacated by the spare valve-holder and spare vibrator holder. If C2 is the electrolytic type, the mounting bracket will have to be removed. This is soldered to the chassis in two places. A small hacksaw was used to cut off the bracket. This method was thought to be the lesser of two evils as the application of heat to the instrument to unsweat the bracket would very likely cause damage. No problem exists of course if the paper type of capacitor is in use. As the working vibrator is no longer required its holder and associated wiring might as well be removed.

Precise details how to fit the transformer to the chassis are not given, as the item used came from the spares box and was un-named. It is a standard 1.5A heater transformer and it fitted easily into the available space. Additional space can be created if required, by removing the paxolin panel fixed in an upright position to the rear of the chassis. This panel mounts the  $820\Omega$  bias resistor and parallel  $0.01\mu\text{F}$  capacitor connected to the cathode of V1; these can be wired from the valve base.

Great care should be taken, not to interfere with any of the components around the switch especially the trimmers and cores. The small variable tuning capacitor which is the frequency control looks like any small panel mounting variable but is in fact a precision straight-line frequency capacitor. On no account should the split vanes be bent, otherwise the scale shape and calibration will be ruined. ■

# repairing radio sets

## PART 4

H. W. HELLYER

Nothing is more frustrating than having to tackle a completely unfamiliar drive cord system. Faced with a control spindle that goes one way, a drive drum that wants to go another and a pointer traverse that appears to bear no relation to either, the faint-hearted will probably surrender; spending the rest of his days twiddling the ganged tuning capacitor by hand from the back of the set!

Working out the mechanics of the unfamiliar drive system needs patience, a steady hand and a knowledge of the fundamental reasons for the position of springs, cords, stops and pointers. Gordon J. King, in his notes on alignment, gives us many of the clues, and we now have to adapt the theory to practice. The following notes are based on a number of popular and typical systems, chosen to illustrate a range of manufacturers' foibles.

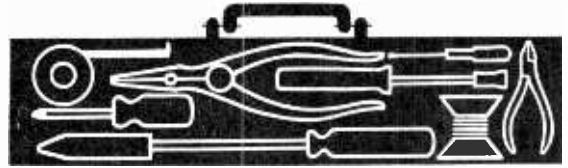
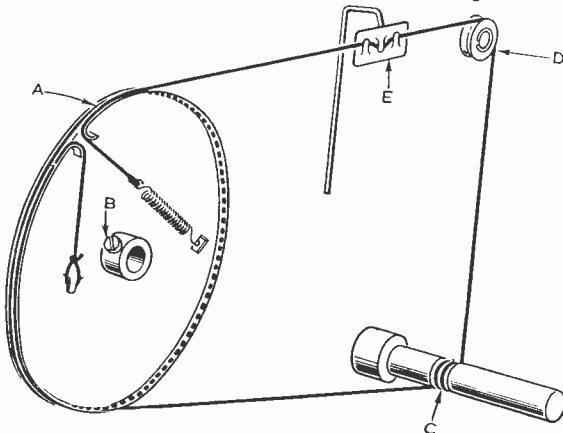
Figure 4-1, for example, shows a simple system which is very widely used. It consists of a drum attached to the spindle of the tuning capacitor, a separate drive spindle, rotating in a bush that is usually built into the faceplate behind the dial or the front flange of the chassis, a pointer and a single pulley.

### ★ THE DRIVE DRUM

There are many sorts of drum, some as simple as the type illustrated, others with ridges, flanges and perhaps auxiliary grooves to accommodate a drive system for the more restricted travel of a v.h.f. tuner.

Nevertheless, they follow the same principle, being clamped to the capacitor spindle and turned by the pull of the drive cord wrapped around the grooved outer flange. The cord enters the face portion of the drum through a cut-out in the flange

Fig. 4-1: Simple cord drive system. A, drum with grooved flange; B, centre-boss, bush on gang spindle; C, waist in manual control spindle; D, free-running pulley; E, pointer, angled to lap over scaleplate.



and is anchored to lugs that usually consist of simple pressed-out stampings.

The system shown has one end of the cord anchored, the other attached to a spring, to take up inevitable play in the complete system and to reduce backlash. (Like any other shock-absorber device, it suffers from the defect that over-tensioning can cause the fault it is intended to overcome.)

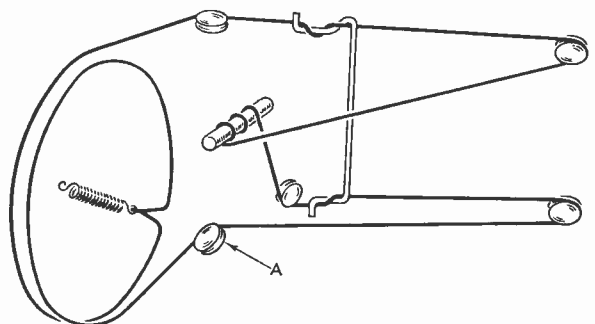
The position of the drum relative to the capacitor spindle is important. With the pointer at one end of its travel the ganged capacitor will be either fully open or fully closed. Note the scale markings and check that the pointer is at the lowest frequency (highest wavelength) end of the scale when the vanes of the tuning capacitor are fully meshed. The setting of the drum will then depend on the direction of rotation needed to open the gang and the way the cord is routed.

If the arrangement is like Fig. 4-1, with the drum having to rotate anti-clockwise, and the cord coming directly from the drum to the pointer, then the cut-out will be as shown, so that a small amount of wrap remains on this portion of the cord (drawn darker to identify the direction of traverse).

Then, the other end of the cord, from the pointer or any pulley system, will approach the drum and wrap around it completely once before entering the cut-out. Anti-clockwise pull then unwraps this turn while wrapping on a similar length from the pointer section.

A little patient study should enable us to relate this to systems which differ in physical layout—and, *in extremis*, a few moments with the stub of a pencil and the back of an envelope should clear up any doubts.

Fig. 4-2 (below): Philips system, with pointer held at each end and drum at right angles to scale. A, angled pulley.



From the pointer, the cord passes over a free-running pulley and thence to the drive spindle. The general method is to wrap two or more turns around a "waist" of the spindle, but there are again many variations depending on the grip required to overcome inertia of the system. Some spindles have no waist, others use a flanged bush.

The important factor is the relative entry and departure position of the cord, to prevent turns riding over each other and perhaps jamming. This is quite a common fault; once more, a little study before assembling will pay dividends.

## ★ THE DRIVE CORD

A similar stricture applies to the position of the cord in the flange of the drum. Turns should ride beside each other, and it may be necessary to move the drum in or out along the spindle to achieve this. Note that the drum is usually secured by a couple of screws through the central bush, and make sure these are tight.

There is a great deal of drag with some systems, especially when the ham-handed friend tries to reach a station beyond the end of the band! Anti-backlash springs are no proof against this sort of treatment, and the result is that the drum moves around slightly, eventually spilling the cord off when the rotation is reversed. This fault is prevalent with the large, thin drums that tend to flex with the pull.

One other fault source to inspect is the pressing where the brass bush is fastened to the aluminium or mild steel drum. Looseness at this point can be troublesome. On occasion, a touch of Araldite around the joint will cure a tendency to "creep".

When fitting drive cords to this type of system, and many similar types, it is best to start at the fully open or fully closed position, leaving the pointer off for the preliminary work.

Anchor the loop of the cord and pass it round the drum in the required direction—which you will already have worked out—and hold it near the departure point with a small piece of adhesive tape. Then loop around the drive spindle, over the pulley, again securing with sticky tape, and back to the drum. Hook the spring on its lug, feed the end of the cord through the loop of the spring, make sure all the slack in the system is taken up and pull to tension the spring before knotting the cord.

As the final move is made, it will be necessary to hold the drum in its extreme position. Do not over-

tension the spring; the fitting of the pointer will probably take up a little more slack in the cord.

One useful hint, when a complicated run makes the final tying of the cord a job for a nimble-fingered octopus, is to run the drive cord over the inner spindles of one or two free pulleys (D in Fig. 4-1). This helps hold the cord temporarily in position and allows a little extra tensioning as the cord is fed into the groove of the pulley to complete the job.



*Even the small transistor radio has its drum and pulley. The cord ends are coupled to a single spring.*

## ★ THE POINTER

The pointer is fitted to the cord in such a way as to ensure a straight approach and departure, as shown in detail in Fig. 4-5. When a cursor is used, this is bent to run along the edge of the faceplate, and a clean surface is essential to prevent erratic jumping of the pointer.

This type of fitting has the pointer pushed in the shape of a U-clip through the small spring or slotted channel at the bottom of the cursor, allowing some adjustment of vertical and horizontal alignment. This can be handy to avoid the free-running pointer knocking against dial bulbs or plate bolt-heads.

Figure 4-5A shows the bent clip type of pointer and in this case a small felt pad is fitted near the bottom, to aid even running, prevent the pointer scraping and catching or rattling against the dial glass.

## ★ PHILIPS SYSTEM

From the general to the particular. Fig. 4-2 shows a popular Philips arrangement that is devised to keep the pointer travelling in a regular plane across a fairly broad dial. The direction of travel is at right angles to the diameter of the drum so the pulley assembly includes one (A in diagram) set at an angle.

This pulley is usually mounted on a pressed-out lug which may become bent, and a common fault with the rather wide and thin drums is incorrect

Fig. 4-3: Example of the spring-tensioned cord on a small-diameter pulley. This will give precise drive.

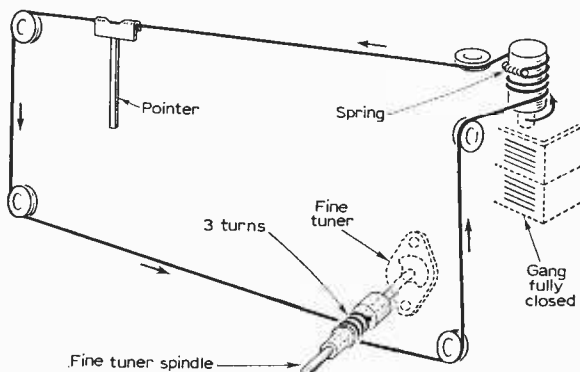
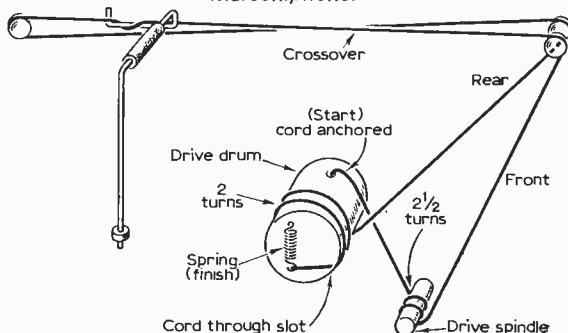


Fig. 4-4 (below): Crossover cord system used by Marconiphone.





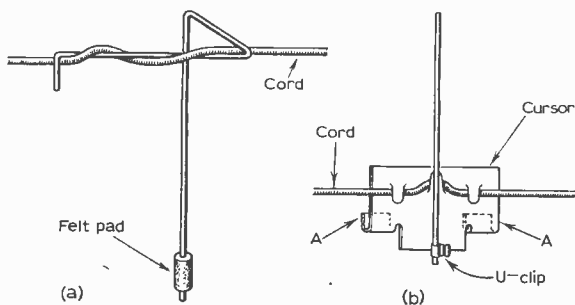


Fig. 4-5 (left): Two methods of mounting pointer on cord.

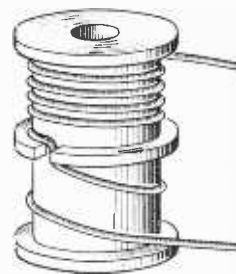



Fig. 4-6 (right): Dual-section drum for cord take-up where travel of pointer exceeds circumference of tuning drum.

entry angle of the cord, with consequent spillage. Note that the Philips technique of attaching both cords to the anchor spring is employed. This is necessary as any displacement will offset the pointer from the vertical. When making up this type it is easier to measure off the complete length, allowing for loops, and refit as a unit. In the example, Philips F4G50A or Stella ST332, the cord length from loop knot to loop knot is  $71\frac{1}{2}$  in. For the position shown, the tuning gang is at maximum, i.e. closed.

An example of precise drive with a spring-tensioned cord, but employing a small drum and a "square" pulley arrangement, is the RGD RR214, or K-B KRO16 of Fig. 4-3. Here, the cord loops around each end of a small spring that itself turns with the extension drum. In addition to the waist on the manual control spindle, an anti-spill flange is used—an idea some other makers could copy to advantage. This is a small transistorised set, with a medium-wave and two short-wave bands, plus an f.m./v.h.f. band, and the drive must be quite precise in action. To assist spot tuning on a.m. bands, a fine tuning control is fitted, consisting of a small capacitor mounted with its spindle concentric with the tuning spindle.

### ★ MARCONIPHONE SYSTEM

Also using a drum but with a very different pulley arrangement is the Marconiphone 4308 system of Fig. 4-4. This example is given to show the type of cord routing necessary when drive is greatly toward one end. This is an a.m./f.m. radiogram chassis, and the precision of the gang movement



Robust band-switch with sealed contacts, the stage sections isolated to minimise interaction. Note flywheel employed to give smooth tuning control.

is aided by a type of gear arrangement with thin brass plates toothed to the drive wheel.

The gang is a four-section type, tracking differences being made up by shaped plates. The backlash is taken up by the end of the cord being passed through a slot in the drum and attached to the spring which anchors to a small peg.

The important factor here is the crossover point and the run of the pointer. Incorrect initial setting can cause tangles and spillage that will give some trouble as the chassis is mounted sideways in a fairly confined cabinet.

### ★ TWO-SECTION DRUM

A small drum device that can give problems when encountered for the first time is the two-section type on which the cord is wrapped several times, as shown in Fig. 4-6. This was widely employed on earlier models of the Raymond and Beethoven range and has since been used by Alba and others. In the latter assembly, a manual drive spindle with a small drum of its own is used, the cord wrapping twice around this.

Another peculiarity is the pointer, which has a short inner arm that is intended to be the alignment marker. The cord wraps in the drum in the manner shown when the pointer is at the remote end; the exact point of crossover from one drum section to the other, through the cut-out, is vital. Too many turns on one or other section leads to a most horrifying tangle.

When facing one of these assemblies with no exact information, always start with the pointer at one end and wrap the cord on the first section of the drum just once, then as many times on the second section as will take up the pointer travel. This can be calculated or quite simply measured. Again, a few moments longer in preparation saves hours of guesswork.


### ★ F.M. TUNING

F.M. tuning on the Alba 5601, 5701 and associated models, is by movement of cores of the f.m. unit, actuated by the common tuning capacitor control. To align, it is necessary to set up the a.m. tuning for correct movement of pointer and scale traverse, then position the spindle of the f.m. tuner so that it rests against the front stop with the main gang fully open. This should provide correct tracking, and preset capacitors then allow for the fine adjustment.

Other types of f.m. tuner have the coil or capacitor adjustment effected by traverse of a pivoted bracket in a slot or cam cut-out of the main drum.



*Simple slide switch for band-changing on printed-circuit board, with contact springs that slot into the plastic runner.*



*Sealed tuning gang has small compression trimmers. Care must be taken not to damage dielectric plates—see text. ▶*

Usually, as with typical Bush designs, there is some adjustment provided by setting of a calibration lever around which the secondary drive cord is wrapped.

On all assemblies of this type, which employ a subsidiary drive depending on the a.m. drive to position f.m. capacitors or coils, it is imperative that the main drum position is checked and a.m. calibration double-checked before setting the f.m. drive travel from one end of the movement.

Preset tuning has been achieved in a number of ways, from the cumbersome motorised devices which swept the gang and pointer to a pre-arranged stop, down to the simple electrical selection of alternative tuning components. The latter system is used, for example, on those sets with a single station button, generally tuned to Luxembourg. Selection disconnects the ganged capacitor and substitutes fixed and preset components.

There are many types of band switch, some being quite delicate assemblies, others robust rotary "clangers". The latter seldom need any adjustment, but contacts are generally quite large and a touch of cleaning is of benefit.

Care must be taken when using switch-cleaner on these switches as a little time is needed for the carrier to evaporate, and even when it does, an excess of oil may provide a tracking path from switch contacts bearing h.t. voltages to others of lower potential.

## ★ SWITCH FAULTS

A common fault with slide type switches is displacement of one of the fine wiper contacts. These are lightly sprung against small lugs of metal pressed into the composition slide, or against foil print that forms the shorting bars.

Clumsy adjustment will always lead to trouble, and the first check is for complete travel and retraction of the slide. Dirt can cause inadequate movement and the usual system is reception on one waveband only, or reception of a single station on both bands.

The latter effect is caused by the incorrect switching of the type of circuit that merely adds capacity for Long Wave tuning. Slide switches with ball-bearings in runners along the top and usually activated by Bowden cable are common to a number of Philips models.

Adjustment is limited to bending the lugs that contain the nipples at the end of the cable. Care must be taken not to kink the steel wire of the cable. A touch of light grease at the ends will help stop the

small scraping noises that these devices make when they are ageing.

Some types of rotary switch tend to wear at the slotted centre portion of the wafer, allowing a little play which gives erratic contact. It is a legitimate repair practice to fit a small wedge (cut from a valve support spring or similar brass strip), finishing off with a touch of solder at each side of the wedge to retain its position. Alternatively, wood or plastic with Araldite fixing can be used.

Slot wear is also the enemy in the type of switch lever that operates by remote control from the knob spindle. One type is favoured by Philips and depends on a hinge and pivot action. Some of the wear can be compensated by dismantling the clamp bracket, hammering the edges of the slot and roughening the clamp-screw thread to ensure a tighter fit: but replacement is the only certain cure.

Another type, employed on some B.R.C. models, requires a sprung clamp to be screwed on the circular section spindle. Again, wear that is usually caused by loosening and subsequent continued use requires a complete dismantling, re-shaping and resetting. Always look for the correct action of the switch actuating levers before suspecting the switch itself.

## ★ NOISE TROUBLES

Sources of noise that are relevant to switch action, and often difficult to pin-point, are the earth return blades fitted to many types of ganged tuning capacitors. These are sprung into engagement with the rotor, acting as a "brush" type of earth return. Contact lubricant at the wiper point helps considerably.

Always check that the vanes of open-type tuning capacitors are clean. Blow out the particles of dust and make sure no oil or grease has run on to the vanes. Where magnetic particles are attracted to steel blades—rare, but possible—disconnect the gang completely, apply a low a.c. such as the heater voltage, and blow between the vanes to loosen the particles.

Do not try to rub off the particles and risk distorting the vanes. Above all, avoid loosening blades at their roots—once a common source of noise on short-waves, but less often encountered in these days of improved component design.

The small, sealed ganged capacitors used in many portable sets should need no attention—in theory. In practice, it is all too easy to distort the assembly by excessive pressure on the trimmers. Paper or

—continued on page 200

# MONITOR for

**CW, AM  
AND RF  
OUTPUT**

by A. H. Jubb BSc. GW3PMR

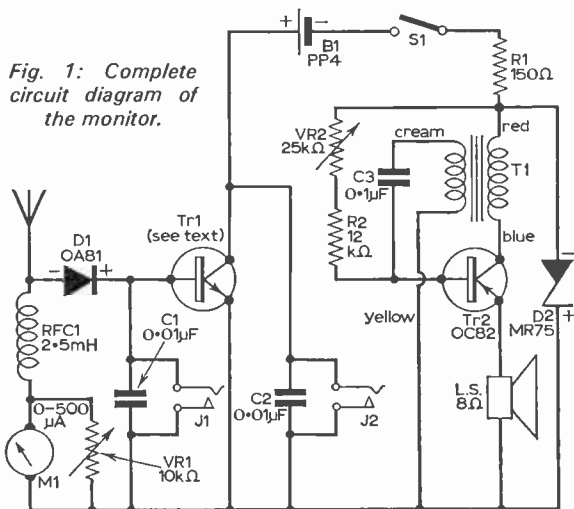
THE usual method of monitoring c.w. transmissions from the writer's station was simply to cut down the gain of the receiver, in the conventional manner, when going over to transmit. This worked fine when the receiver and transmitter were operating on the same frequency, but when the writer decided to have a go at working transatlantic stations on Top Band some other form of monitoring had to be devised, as the DX stations transmit at the extreme l.f. end of the band, while European stations operate higher in frequency.

The unit described here consists simply of an audio oscillator, which is turned on and off by r.f. picked up from the transmitter. No direct electrical connection is made to the transmitter or receiver, and as the unit is battery operated, it is ideal for portable work as well as having several useful functions at the home station.

The circuit diagram is shown in Fig. 1. When the transmitter is switched on, r.f. is picked up by the aerial and is rectified by the diode D1 to form a positive bias to switch on transistor Tr1. When Tr1, which may be almost any n-p-n type, is switched on by this bias the collector to emitter impedance is very low so that the battery B1 is connected to the oscillator, consisting of Tr2 and its associated components.

The zener diode, D2, can be any type having a low current drain and a reference voltage of the order of 6 to 8 volts. The writer used a diode having a 5mA current drain and a reference voltage of 7.5 volts (A.E.I. type MR75). This diode is necessary to avoid variations of oscillator frequency with different amounts of r.f. pick up.

Fig. 1: Complete circuit diagram of the monitor.



The meter M1 measures the diode current and may therefore be used as an indication of r.f. power output from the transmitter. The meter should be a moving coil type having a sensitivity of 500 microamps or better. In the writer's case a 50 microamp meter was used as this was to hand. Resistor VR1 controls the sensitivity of the meter and should always be left in the zero resistance position when not in use to avoid damaging the meter movement when switching the transmitter on.

The loudspeaker used in the oscillator can be almost any miniature low impedance type; the writer used a small 8 ohm speaker taken from a discarded pocket receiver. If required a level control can be added by connecting a 100Ω variable resistor in parallel with the speaker.

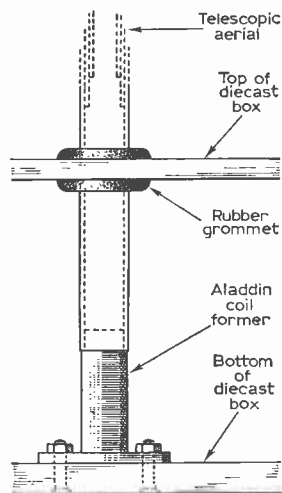


Fig. 2: Suggested method for mounting the telescopic whip aerial.

## ★ components list

### Resistors:

R1 150Ω  
R2 12kΩ  
VR1 10kΩ  
VR2 25kΩ

### Capacitors:

C1 0.01μF disc ceramic  
C2 0.01μF disc ceramic  
C3 0.1μF

### Inductors:

T1 Repanco TT9  
RFC1 2.5mH

### Semiconductors:

Tr1 n-p-n see text  
Tr2 OC82  
D1 OA81  
D2 MR75 see text

### Miscellaneous:

SPST toggle switch, two normally open jack sockets, PP4 battery, 500μA meter (see text), low impedance loudspeaker, solder, wire, etc.

# ON THE SHORT WAVES

MONTHLY NEWS FOR DX LISTENERS

Times in GMT  
Frequencies in kc/s

## THE BROADCAST BANDS

by JOHN GUTTRIDGE

### AFRICA

**Egypt:** *Cairo Radio* (P.O. Box 1186, Cairo) now is 13m.b. on 21,615 with Bengali 1100, Hindi 1200 and English 1300-1430. The European TX from 1745-2315 (English 2145) now on 12,005/9,475. For the South American service 15,360 is being used. Noted on this frequency is Portuguese 2330-0030.

**Ethiopia:** *Radio Voice of the Gospel* (P.O. Box 654, Addis Ababa) has English at 0530 on 11,890; 1900 on 15,115; 1700 on 9,570; 1800 on 9,705; 1655 on 6,055; 1345 on 15,315/15,410. Also Monday to Friday only at 0930 on 17,840; 1000 on 21,590; 1130 on 17,740; and 1200 on 15,340.

**Ghana:** *Ghana Broadcasting Corporation* (Broadcasting House, P.O. Box 1633, Accra). Recent schedule changes include English 2000-2100 on 11,850/9,760; 1330-1430 17,910; Portuguese 1500-1630, 1815-1900 6,070 (New TXs). Hausa transmissions have been dropped as have all transmissions before 1330. Good reception of the internal service has been noted on 4,980 around 1900.

**Liberia:** *Radio Station ELWA* (Box 192, Monrovia) has English on 11,950/17,760/21,535 at 0600-0800, 1000-1200, 1545-1645.

**Nigeria:** *Nigerian Broadcasting Corporation* (Broadcasting House, Lagos). Good reception given by the commercial service on 4,990 around 1830.

**Tunisia:** *Radiodiffusion Television Tunisienne* (139 Avenue de Paris, Tunis) transmits in Arabic 0400-0800 and 1700-0030 on 6,195 and 0400-1800 on 11,970.

**South Africa:** *Radio South Africa* (P.O. Box 8606, Johannesburg). The European service is now as follows: English 1900-1955 11,785/9,525; French 1800-1855 15,245/11,900/9,525; German 2030-2125 15,200/11,785; Dutch 2130-2225 and Portuguese 2230-2325 on 11,785/9,720.

### ASIA

**Afghanistan:** *Radio Afghanistan* (Ansari Watt, Kabul) now has English to Europe at 1800-1830 on 15,265 and 11,856 or 11,770. German is at 1730 on the same frequencies. The Home Service schedule is now 0100-0400 and 0700-0900 on 6,000/7,200, 1100-1330 6,000, and 1130-1800 on 7,200.

**China:** *Radio Peking* (Broadcasting Administration, Fu Hsin Men, Peking). English reported at 1300 on 9,340 and 2030-2230 on 6,290/6,300 and 42 and 45m.b. Arabic has been noted at 1900 on 7,485, French at 2200 on 7,315 and Hindi at 1645 on 6,290.

**India:** *All India Radio* (P.O. Box 500, New Delhi) now uses 49, 41, 25, and 19m.b. for English 2245-0115 and 16, 19m.b. at 1330-1500.

**Iran:** *Radio Iran* (Meidan Ark, Tehran) now using 11,752/15,132 from 1000-2200. English is 2000-2030.

**Japan:** *N.H.K.* (Tokyo) has made following frequency changes: General service—2000-2030 9,560/11,815/15,195; 2100-2130 and 2200-2230 9,700/11,815/15,195. The Middle East and North African service in French, English and Arabic is now on 9,525/11,780 at 1730-1900.

**Jordan:** *Broadcasting Service of Hashimite Kingdom of Jordan* (P.O. Box 909, Amman) using new frequency of 6,045 for Arabic home service. Signs on at 0330.

**Korea (Republic):** *Korean Broadcasting System* (Yejangdong 8, Chung-ku, Seoul) now to Europe in English 0630 and French 0700-0730 on 15,425.

**Lebanon:** *Radio Lebanon* (Ministry of Information, Beirut) now uses 15,350 for its 1830-2030 transmission beamed to Africa. English is at 1830-1900.

**Saudi Arabia:** *Saudi Arabian Broadcasting* (Ministry of Information, Airport Road, Djeddah) has been noted using the 100kW transmitter on 15,150 for the Arabic service after 2100.

**Turkey:** *Radio Ankara* (T.R.T., Genel Mudurlugu, Ankara) now has Turkish 1730-1815 and French 1930-1945 on 9,515.

**Vietnam (North):** *Radio Hanoi* (58 Quan-su Street, Hanoi) has English 1000-1030, 9,760/7,210; 1300-1330, 1530-1600 1,240/7,210/9,840/11,840; 2300-2330 1,240/9,840/11,840.

### AUSTRALASIA

**Australia:** *Radio Australia* (P.O. Box 428G, Melbourne) now transmits in English to Europe from 0645-0745 on 11,710/9,560.


### NORTH AMERICA

**Canada:** *C.B.C.* (P.O. Box 6000, Montreal) now in English to Europe at 1215-1313 on 15,365, 0730-0800 9,625/5,990; 1516-1529 17,820/21,595; 2115-2150 15,320/11,720/9,630 and to Africa 0730-0800 17,715/15,390/11,920 (BBC relay frequencies) and 1832-1915 21,595/15,390/11,920.


**USA:** *Radio New York Worldwide* (WNYW) (485 Madison Avenue, New York, NY 10022) was off the air from April 9 to 17 when its five transmitters were destroyed by fire. A skeleton schedule is now being operated in English to Western Europe from 1800 to 2100 on 21,530/17,845/15,440 although full-time operations are being planned for the near future. DXing Worldwide is at 2030. Reception reports will be greatly appreciated.

**Voice of America** (Washington D.C., 20547) is still using 3,980 for English to Europe 1400-2330 despite the fact it is not listed in the current schedule.

Information has come this month from Radio New York Worldwide, Swiss Broadcasting Corporation, International Short Wave Club, A. E. Roxburgh, A. Givens, D. Walsh, S. L. Utting, G. Rutherford, T. E. Rogers, and R. Bowen.




1



2



3



4



I should like a copy of the Electroniques Hobbies Manual. Enclosed is a cheque/P.O. for 10/6.

NAME \_\_\_\_\_

ADDRESS \_\_\_\_\_

P.W.6

## Audio is just one of the topics covered in the Electroniques Hobbies Manual

With the new 600-page Electroniques Hobbies Manual, you can obtain these and over 11,350 other items—either direct from Electroniques or through your local Electroniques dealer! The service is fast. The choice is the most comprehensive ever offered. And the components, which are supplied by 85 leading manufacturers, meet every kind of need—whether the project is advanced or elementary.

**1. COMPONENTS** A wide range of individual components is available. These include microphones, headsets, pickup arms, cartridges and styli. Hardware accessories such as audio connectors, transformers and microphone stands are also available. Featured above are the STC 4114 microphone price 32/6 and the STC 65/1A Stereo headset at £7.7.0. Both plus 3/6d. post and packing.

**2. MODULAR UNITS** Featured above is the GMA 20 audio amplifier module having a music power rating of 15 watts. This is one of a range of modular units including microphone amplifiers, audio amplifiers, modulators and tuners. Price of the GMA 20 is 82/6d. plus 3/6d. post and packing.

**3. KITS** This 25 watt Hi-Fi Loudspeaker kit is manufactured by our associates in Germany, and fulfils the highest standards. Supply direct from the factory enables us to offer these magnificent kits at the modest price of £7.10.3. plus 3/6d. post and packing.

**4. COMPLETE EQUIPMENT** A range of complete equipments is also available, and among these are included microphone mixers, pre-amps, tuners and stereo amplifiers. In the illustration are the Eagle Stereo Amplifier, price £18.5.0. and the Eagle AM/FM tuner, price £28.17.9. Both plus 3/6d. post and packing.

**DESIGNS** Throughout the Hobbies Manual are useful designs for building your own equipment. Included are circuit diagrams and details for audio amplifiers, tone controls, tapé recorders and pre-amps.

For the 600-page Electroniques Hobbies Manual or further details of the products displayed on this page write to: Electroniques (Prop. STC) Ltd., Edinburgh Way, Harlow, Essex. Telephone: Harlow 26777.



High-grade components for amateur communications

# 1967 INSTRUMENTATION by NOMBREX

CUSTOM BUILT - MODERN STYLING - NEW FEATURES

## FIRST RELEASES OF OUR NEW RANGE IN SMART 1967 STYLING

- ★ ELEGANT CASES, STOVED HAMMER FINISH, RECESSED PANELS.
- ★ NEW PANELS, THREE COLOUR STYLING, NOW 7" x 5"
- ★ ULTRA-MODERN CONTROLS. SPIN DISC STYLED KNOBS.
- ★ INSTANT BATTERY ACCESS. MAINS—BATTERY PROVISION.

### TRANSISTORISED AUDIO GENERATOR MODEL 30

- 100 c/s to 100 kc
- Sine or square wave
- Laboratory standard
- Accurate and reliable
- Stable calibrated output

£19.10.0

Trade and Export  
Enquiries  
Invited

S.A.E. for full  
Technical  
Leaflets

UK Post & Packing  
6/6 extra

### TRANSISTORISED POWER SUPPLY UNIT MODEL 22


- Output volts 0-15 d.c.
- Maximum current 500mA
- 2% regulation to full load
- Auto overload protection
- Voltage and current metered

£14.0.0


NOMBREX LTD - Exmouth - Devon - England Tel: 3515

# PEOPLE PREFER MARTIN

FOR RELIABILITY, FOR QUALITY, FOR  
ADD-ON-ABILITY, FOR ECONOMY



F.M. TUNER



STEREO CONTROL  
ASSEMBLY

MARTIN AUDIOKITS are available for Mono, and can be doubled up for stereo, or as complete stereo units. 3 ohm and 15 ohm systems are available. There is a special pre-amp for low output pick-ups and escutcheon panels to suit the arrangement you choose. The tuner is styled to match.

You can do so much with MARTIN kits. The system of using pre-fabricated transistorised units which can be interlinked in a variety of ways enables you to assemble the combination of your choice and then extend it unit by unit until you possess a full stereo gramophone and radio assembly. When new units are produced, they can be added to existing equipment very easily with the advantage that you can continue to use equipment you already have.

so that your installation is always up to date. Most important of all is the power and quality which MARTIN Audiokits give you. Their sturdy construction assures compactness without sacrifice to quality or efficiency. They offer excellent value, are very easily installed and will give years of unflinching service. That is why people prefer MARTIN—it's simple to instal, good to listen to, and looks completely professional.

## AMPLIFIER SYSTEMS • TUNERS • RECORDERS

From Radio and Hi-Fi Stockists

**MARTIN ELECTRONICS LTD.** 154/5 HIGH STREET, BRENTFORD, MIDDLESEX. ISLworth 1161/2

Trade enquiries invited

### MARTIN ELECTRONICS

154 High Street, Brentford, Middlesex

Please send Recordakit/F.M. Tuner/Audiokit  
Hi-Fi Leaflets. (Strike out items not wanted)

Name .....

Address .....

PW77

FOR those who have been patiently awaiting the arrival of the sun spots, I've got news—they're here! Here, there, everywhere, lovely sun spots. The h.f. bands have been wide open to just about everywhere. Ten metres has been crammed with W's, and some really good openings to the Pacific. Fifteen has brought in the fabulous crop of consistent DX, and Twenty has been anything but quiet.

## TWENTY/FIFTEEN

**David Henbrey** (Sussex), has really clobbered me this month. I was all set to casually brag about my DX on Twenty when I found he'd heard 'em all plus a couple of dozen more! The bit that really hurt is that he's using an O-V-O receiver. It must be the earthing system that does it. David's log for 20 s.s.b. reads—CN8AW, CX4AW, FG7XL, HK3LT, HR1KAS, JA1AEA, K6KPS, KH6BX, KH6FRT, KP4AST, MP4BEU, OD5FA, OHØNH, TF2WKH, VK—2AVA, 2KM, 2LA, 3AOK, 3SX, 4TY, 5LC, VP8AO/OX, VP8IU, VS9ALV, VU2DKZ, ZD7IP, ZSIJF, 3C8ML, 5T5KG, 9Q5HF. It must be the earth—must be.

**D Clark** (Bucks), P.W. Progressive S.W. Receiver + PR30 preselector heard these on 20 s.s.b.—BY2PJ, CN8AW, CR6HF, DU2BH, EP2AX, HK4AET, HR1CX, HV3SJ, JA4VX/MM, KA2EP, KP4AST, KV4AB, KW6EJ, LU1ALF, OD5EP, PY3BXW, UJ8AC, VP2AP, VP8AO/P/OX, VP8IU, VP9CP, VQ1DK, VR5FB, VR6YB/P, VS9ALV, XW8AX, YV5ANF, ZC4CN ZE1AE, ZS1KG, 3C3FJZ/P/SU, 5H3KJ, 6Y5TB, 9H1I, 9M2NF, 9Q5HF.

**Howard Dearing** (Herts), is 13 years old, and is taking the R.A.E. in December. His Hammarlund Super Pro. plus 140ft. end fed raked in—BY1CYG, HS4AK, JA1AEA, JA2JAA, KG6IJ, KH6SIN, KJ6BZ (Johnston Is.), KL7AAH, OA5KAL, OD5OK, OX3WX, ST3ELJ (Sudan), SVØWS, TF2WKH, TG9EP (Guatemala), VK2—AGW, ALQ, AMB, AR, AVW, KAL, KM, LA, NI, OAR, QN, WV, VK3AAR, VK4JR, VU2BN, XE1CCC, YK1AM (Syria), ZL—1AFG, 1AX, 2AFZ, 2BDA, 2HPK, 3IR, 5A4TK. All on 20 metres s.s.b.

**L. Rowland** (Cheshire), 9R-59, 150ft. end fed shows what's about on 21Mc/s. On s.s.b. he logged—CE3ZN, CX7CP, EL2A, EL2Z, EP2BQ, HC1KQ, HZ1AZ, KL7BFB, KV4FA, KP4CSU, SVØSM, TF2WKE, VK—2AH, 2ATB, 2AYT, 3ABA, 3AHS, 3JT, 3VP, 3VT, 3ZR, 5FM, 5DX, 5PX, 5SN, 7RX, VR2EK, W6BE, WA6EPP, YS1DHE, ZD8CX, ZE8SKI, ZL—1AFO, 1AIE, 2BE, 4AC, ZS6AOU, 5T5KG, 5T5KJ, 9G1BY, 9Q5FF.

**B. Stratton** (Middx), PCR3, PR3OX, 18ft. vertical fed at the top (yeah, why not?), hooked these on 21 Mc/s s.s.b. EA8CB, HL9KH, HL9TC, KZ5JB, KZ5TN, PJ2CH, PZ1BO (a.m.), UD6BR, YA1DAN, 9M6MG, 9Q5GZ, 9U5DP.

Someone sent in a magnificent log for 15 metres, but forgot to enclose a letter, no name or anything. Whoever you are, if you heard that lot I'd like to buy your receiver. Please write your name and the gear on the reports OM's.

## TEN

Don't wait for the sunspot peak, listen now. **George Owen** (Bristol), did on his GC1U and Joy-stick antenna. The following were all a.m.—CO8RA, CR4BC, CR6AR, CT2AP, CT3AS, CX1BY, CX4DG (not guilty), EA8BN, FM7WQ, HI3XRM, HI8XAL, HK4AEU, KP4ACX, LU1IN, LU4DIU, LU5DEG, LU6DRL, MP4BGM, OA4JR, PY1ATV, PY2CDS, PY3AF, PY4DFJ, SV3ZAI, VP3GI, VP3ELJ, VP6UN, XE2CJ, YO3ABU, YV1LH; YV4AW, YV5AQD, ZD3E, ZC4GY, ZS1BS, ZS6RO, 9G1GM, 9H1X, 9J2GJ, 9Y4VS. On s.s.b.—CE6EZ, CX2CN, HC8JG, KV4CI, KZ5NS, OA4OV, OD5CN, PY1YD, YV5BCS, ZD8CX, ZE1AA, ZS1JA, ZS4OI, ZS6OY, 4U1FU (Gaza Strip), 5A1TS, 9G1FF, 9H1AM, 9J2DT.

**P. Rotheroe** (Surrey), 10-5, 45ft. end fed, all s.s.b.—BY4AS, CP1IW, CR6DX, CT1OS, CX8AAW, FH8CD, JA3SZ, K3SBB, K4SDW, K6ILB/P, KØREV, MP4BEU, PY7ALC, SVØWU, UA6CP, VO1HI, VS9APW, WA5REB, W5LAT, WA6HXW, WØBUL, YV1FV, ZC4GB, ZS5BC, 9G1DM.

## LF END

**D. Baker** (Lancs), PCR3 into a BC-453-B, 66ft. dipole heard IICTL, OK1AIR (5 watts), VE1UT, VO1FX, VO1HI, VS9ALV on 80 s.s.b. **M. Pember-ton** (Bucks) Veritone CR150+PR30 also listened on 80 s.s.b. for LA5KS, ON5JE, UR2QZ, VE1AA, VE1IE, WA1MLR.


**Norman Henbrey** (Sussex), EA12, 20 metre dipole bagged some goodies on 80 s.s.b.—CN8AW, TF3ØM, TI2NA, W4FZJ/KP4, ZL—3AAD, 3RJ, 3WT, 4LM, 3B1FX, 3C1UA. Norman says there's not much on 40 this month and confesses he only heard—CN8AW, CN8BV, HK3BEJ, JA2BAY, PY2EGA, PY7ARJ, PY7VON, PZ1CF, UA9BE, VP6KL, YV1PW, 4X4DH, 7XØAH. It must be the earth!

**F. Simpson** (Yorks) 840c, 10 metre dipole, listened on 40 and rescued—EP2BG, KP4CQY, K1GZL, K3WQC, K4EV, TG7EH, UA3RDO, UA4KED, UW9AF, W2HSB, W3SNC, W4NTU, W8LCT, W9TCT, WA1HFC, WA4PNG, WB4EVM.

## NEWS

Rumours that VP3 (Guiana) will soon be 8R, anyone confirm? GB3STD is the St. Dunstan's Station, and in June (21—30) there will be a special station on from the Isle of Wight at the third Island Industries Fair. 160—10+2 with the call-sign GB3IIF. FB8YY is on 20 c.w. at breakfast-time (take your toast into the shack) from Adelle Island. How about listening for G3JDG/P, 160 a.m./c.w., from Point Clear Bay, June 4—11th?

Contests and rallies for June include 3rd—4th, National Field Day; 11th, Medway Mobile Rally near Maidstone in Kent; 18th, ARMS Mobile Rally at Alconbury, Hunts.; 18th, Hunstanton Bucket and Spade Party; 18th, DF Qualifying Event; 25th, Longleat Mobile Rally near Warminster, Wilts.; July 2nd, 2 metre portable contest; July 9th, RSGB National Mobile Rally at Gilwell Park, Chingford. I hope to be at most of these rallies and would be pleased to have an eyeball QSO with any readers. Deadline for logs is 20th.



### SPECIFICATION

H.T. voltage: Variable from 200V to 260V  
 H.T. current: 60mA max.  
 H.T. ripple: 15mV at 250V  
 Heater voltage: 3.15-0-3.15V at 2.7A (floating)  
 IP/OP variations: O/P varies 1% for 10% I/P variation  
 O/P resistance: 15Ω at D.C.

WHERE ever work of an experimental nature is undertaken, the provision of suitable power supplies is one of the primary concerns. Although it is sometimes possible to tap into an existing power supply, this is not always convenient or desirable. Overlooking convenience, let us examine "desirability" a little further, particularly in respect of a.f. high tension supplies. The first apparent effect of tapping into an existing supply is that the o/p, or terminal voltage will fall, the fall increasing as the current drawn increases. This is due to the source resistance of the supply, and is an inherent characteristic of all basic power supplies. While this fall may not matter in some applications, in others it may prove to be completely unacceptable, for example the fall in terminal voltage may be so great that the remaining voltage will be too low to fulfil its intended purpose.

Supposing the load current is fluctuating in a regular or sporadic fashion, the terminal voltage will rise and fall in sympathy. The greater the difference in the off load/on load currents, the greater will be the amplitude of the terminal voltage fluctuations. This virtual modulation of the terminal voltage could cause instability in a high gain amplifier consisting of several voltage amplifying stages in cascade. In the case of a single ended power amplifier, the anode current could exceed 50 or 60mA, and the voltage across the anode load could exceed 100V peak to peak. If the power supply has a high source resistance, a goodly portion of this voltage swing will find its way onto the h.t. line,

and from there (assuming intervalve decoupling is absent) will arrive at the anode of the input valve. Although the input signal will have received some amplification at this point, its amplitude may still be less than the amplitude of the feed back voltage. If the relative phase angles are just right, the circuit will burst into instability, the frequency of oscillation depending on the time constants of the amplifying and feedback networks.

A further disadvantage of a basic supply, is that the o/p voltage cannot be easily altered. True, a variable resistor in series with the h.t. line will permit some variation, but if large currents are involved this system becomes impracticable. Also, since it is in series with the supply voltage, the poor regulation is made even worse.

### The Solution

The answer to these problems lies in the use of an electronic regulator or stabiliser. The most elementary type (Fig. 1) is capable of controlling the output voltage at the operators' will, but is not capable of compensating automatically for varying load currents. Variation of o/p voltage is achieved by the manual operation of the potentiometer VR across the input voltage. The action of the circuit

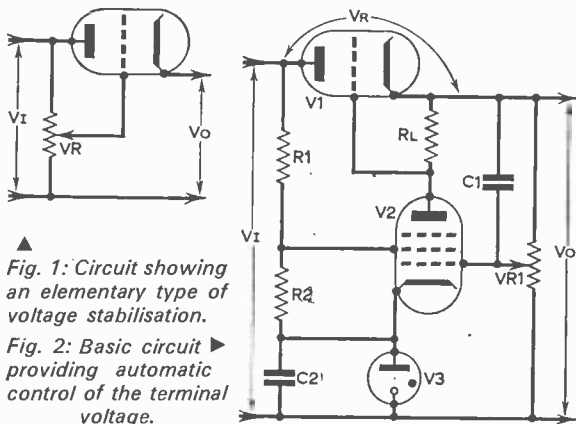



Fig. 1: Circuit showing an elementary type of voltage stabilisation.

Fig. 2: Basic circuit providing automatic control of the terminal voltage.



## MARCONI TEST EQUIPMENT

TF 1444 STANDARD SIGNAL GENERATOR. 85 Kc/s-25 Mc/s. 200/250 v. A.C. £25. Carr. 30/-.  
TF 3294 "Q" METER Brand new with all accessories. £75. T.F. 195M. BEAT FREQUENCY OSCILLATOR. 0-40 Kc/s. 200/250 v. A.C. £20. (Carr. 30/-). All above offered in excellent condition fully tested and checked and offered at a fraction of original cost.



### 2-WAY RADIOS

Super quality. Brand new and guaranteed.  
3 transistor £6.15.0 pr.  
4 transistor £7.19.6 pr.  
5 transistor £8.4.0 pr.  
6 transistor £9.19.6 pr.  
6 transistor De Luxe £17.10.0 pr.  
10 transistor £22.10.0 pr.  
13 transistor 500 MW £31.10.0 pr.  
13 Trans. 1W £25.0.0 pr. Post extra.  
These cannot be operated in U.A.

### SINCLAIR TRANSISTOR AMPLIFIERS

Z12 Amplifier 89/6; Z12 Power Pack 79/6; Stereo 25 Pre-Amplifier £9.19.6; Micro FM Radio Kits £5.19.6; Micro 6 Radio Kit 59/6; Micromatic Radio Kit 59/6; Ready built 79/6. Post paid.

### GARRARD RECORD PLAYERS

SRP12 Player mono £4.4.0; 1000 changer mono or stereo £5.19.6; 2000 changer mono or stereo £6.19.6; 4500 changer mono or stereo £7.19.6; 3000 Changer stereo £8.19.6; AT8 Mk II £9.19.6; NP25 Player mono or stereo £9.19.6; AT60 Changer mono or stereo £10.19.6; A70 less cartridge £19.19.6; LAB 80 Stereo £25.0.0; 401 Transcription 26 gns. Brand new and guaranteed. All plus post and packing 5/-.

### LAFAYETTE HI-FIDELITY SOLID STATE STEREO AMPLIFIERS

Latest 1967 models now available. Outstanding performance from modern semi conductors. Provision for all types of inputs and outputs and comprehensive tone control. Attractive metal-cased free standing units.



Model LA-224T 30 watt £25. Carr. 7/6. Model LA-60T 60 watt £37.10.0. Carr. 7/6. DETAILS ON REQUEST

### LAFAYETTE MODEL HA-500 3SB/AM/CW 80 THROUGH 6 METRE RECEIVER



New outstanding Ham Bands only receiver covering the 80/40/20/15/10/6 metre bands. Incorporates 10 valves product detector two mechanical filters 8 Meter dual conversion on all bands crystal calibrator B.F.O., noise limiter aerial trimmer 1.F.'s 2-608 Mc/s and 455 Kc/s. Output 8 ohms and 500 ohms. Operations 220/240 volt A.C. Supplied brand new and guaranteed with handbook. 42 gns. Carr. 10/- 100 Kc/s crystal 35/-.

### ★ TRANSISTORISED FM TUNER ★



6 TRANSISTOR HIGH QUALITY TUNER. SIZE ONLY 4in. x 4in. x 2 1/2in. 3 I.F. stages. Double tuned discriminator. Amp output to feed most amplifiers. Operates on 9 volt battery. Coverage 88-108 Mc/s. Ready built unit for use. Fantastic value for money. £6.17.6. P. & P. 2/6.

### TRANSISTORISED TWO-WAY TELEPHONE INTERCOM.

Operative over amazingly long distances. Separate call and press to talk buttons. 2-wire connection. 1000's of applications. Beautifully finished in ebony. Supplied complete with batteries and wall brackets. £5.19.6. P. & P. 3/6.

### R.107 RECEIVERS

1-7-17.5 Mc/s. Mains or 12 volt D.C. operation. Perfect condition. £15. Carr. 50/-.

**JOYSTICK Aerials and Tuners in Stock S.A.E. for Leaflet**

### VARIABLE VOLTAGE TRANSFORMERS

Brand New—fully shrouded. Input 230v. 50/60 c/s. Output 0-250 Volts.

1 Amp	£4.10.0
2.5 Amp	£5.17.6
5 Amp	£9.0.0
8 Amp	£13.10.0
10 Amp	£17.0.0
12 Amp	£19.10.0
20 Amp	£32.10.0
2-3 Amp Portable—Metal Case with Meter, Fuses, etc.	£9.17.6.

### AMERICAN TAPE

First grade quality American tapes. Brand new. Discounts for quantities.

3in., 225ft. L.P. acetate	4/-
3 1/2in. 600ft. T.P. mylar	10/-
5in., 600ft. std. plastic	8/6
5in., 1,200ft. L.P. acetate	10/-
5in., 1,200ft. D.P. mylar	15/-
5in., 1,800ft. T.P. mylar	35/-
5 1/2in., 1,200ft. L.P. acetate	12/6
5 1/2in., 1,800ft. D.P. mylar	22/6
5 1/2in., 2,400ft. T.P. mylar	45/-
7in., 1,200ft. std. mylar	12/6
7in., 1,800ft. L.P. acetate	15/-
7in., 1,800ft. L.P. mylar	20/-
7in., 2,400ft. D.P. mylar	55/-
7in., 3,600ft. T.P. mylar	28/6

Postage 2/-. Over 43 post paid.

### CALLERS WELCOME!

Open 9 a.m. to 6 p.m. every day Monday to Saturday. Trade supplied. All items available as previously advertised.



## CATALOGUE

- ★ ELECTRONIC COMPONENTS
- ★ TEST EQUIPMENT
- ★ COMMUNICATIONS EQUIPMENT
- ★ HI-FI EQUIPMENT

We are proud to introduce our first comprehensive catalogue of Electronic Components and equipment. Over 150 pages fully illustrated, listing thousands of items many at bargain prices. Free discount coupons with every catalogue. Everyone in electronics should have a copy.

### CLEAR PLASTIC PANEL METERS

First grade quality Moving Coil panel meters available ex-stock. S.A.E. for illustrated leaflet. Discounts for quantity. Available as follows: Type MK 38P, 1 21/32in. square fronts.



100-0-100µA	27/6	200mA	22/6	100V D.C.	22/6
500-0-500µA	22/6	300mA	22/6	150V D.C.	22/6
1-0-1mA	22/6	500mA	22/6	300V D.C.	22/6
1mA	22/6	750mA	22/6	500V D.C.	22/6
2mA	22/6	1A D.C.	22/6	750V D.C.	22/6
5mA	22/6	2A D.C.	22/6	15V A.C.	22/6
10mA	22/6	5A D.C.	22/6	50V A.C.	22/6
20mA	22/6	3V D.C.	22/6	150V A.C.	22/6
50mA	22/6	50mA	22/6	10V D.C.	22/6
200µA	27/6	100mA	22/6	20V D.C.	22/6
500µA	25/-	150mA	22/6	50V D.C.	22/6
50-0-50µA	29/6	POST EXTRA.	Larger sizes available—send for lists.		

### R209 MK. II COMMUNICATION RECEIVER

11 valve high grade communication receiver suitable for tropical use. 1-20 Mc/s. on 4 bands. AM/CW/FM operation. Incorporates precision verrier driver, B.F.O. Aerial trimmer, internal speaker and 12v. D.C. internal power supply. Supplied in excellent condition, fully tested and checked. £15.0.0. Carr. 20/-.



### LAFAYETTE HA-63 COMMUNICATION RECEIVER




Outstanding value. High-class 4 band receiver covering 500kc/s-51 Mc/s seven valves plus rectifier, RF stage, illuminated '9' meter, 1.5µV sensitivity. Electrical bandspread on 80/40/20/15 and 10 metre bands. Slide rule dial, aerial trimmer, B.F.O., A.N.L. Output for phones or speaker. 115/220/240V. A.C. Brand new, guaranteed, with manual. 24 gns. Carr. 10/-.

### LAFAYETTE KT-340 COMMUNICATION RECEIVER SEMI-KIT

Build this wonderful receiver and save pounds. Supplied semi completed, main components ready mounted, R.F. section already wired and aligned. Full and precise instructions supplied. Specification:—8 valves + rectifier, 4 bands covering 550 kc/s-30 Mc/s. Incorporates 1 R.F., and 2 I.F. stages, 'Q' multiplier, B.F.O., A.N.L., 'S' meter, bandspread, aerial trimmer etc. Operation 115/220 V. A.C. Price 25 gns. Carr. 10/-.




### HAM-1, 4 BAND COMMUNICATION RECEIVER



4 wavebands covering 535 kc/s to 30 Mc/s. 5 valve superhet circuit. Incorporates 8 meter B.F.O., BANDSPREAD TUNING, BUILT-IN 4in. SPEAKER, FERRITE AERIAL AND EXTERNAL TELESCOPIC AERIAL. Operation 220/240 v. A.C. Supplied brand new with handbook. £16.16.0. Carr. 10/-.

### NEW LAFAYETTE MODEL HA-700 AM/CW/SB AMATEUR COMMUNICATION RECEIVER

8 valves, 5 bands incorporating 2 MECHANICAL FILTERS for exceptional selectivity and sensitivity. Frequency coverage on 5 bands 150-400 kc/s, 550-1,600 kc/s, 1.6-4.0 Mc/s, 4-8-14.5 Mc/s, 10-5-30 Mc/s. Circuit incorporates R.F. stage, aerial trimmer, noise limiter, B.F.O., product detector, electrical bandspread, 8 meter, slide rule dial. Output for phones, low to 2K Ω or speaker 4 or 8 ohms. Operation 220/240 volt A.C. Size 7 1/2in. x 13in. x 10in. Supplied brand new and guaranteed with handbook. 36 GNS. Carr. 10/- S.A.E. for leaflet.



# G.W. SMITH & CO (RADIO) LIMITED

Phone: GERRARD 8204/9155  
Cables: SMITHEX LESQUARE  
3-34 LISLE STREET, LONDON, W.C2

## DE LUXE PLAYERS

4-Speed Players 2-tone Cabinets 17 x 15 x 8 1/2 in. High flux loudspeakers and High Quality Amplifiers ready built. Quality output. Volume and Bass controls. Special instructions enable assembly in 80 minutes, only 5 wires to join. 12 months guarantee.



### TO BUILD YOURSELF

Post 2/6 per item  
**PORTABLE CABINET**  
As illustrated to fit standard player 69/6 or autochanger.  
**3 WATT AMPLIFIER.**  
Ready made and tested. With UCL82 triode pentode valve and 59/6 loudspeaker.  
**SINGLE PLAY UNITS**  
BSR G07 £4.19.6  
Garrard SRP12 £4.19.6  
Garrard SP25 £10.19.6  
Philips AG1016 £12.9.6  
Garrard A70 £19.9.6  
Garrard LAB80 £24.19.6  
Garrard 401 £29.19.6  
Garrard Teak Wood Base W.B.I. Ready cut for mountings. 1000, 2000, 3000, SP25, A700 72/6

**SUPERIOR AMPLIFIER**  
Ready made and tested. Guaranteed better sound. Fully isolated AC Mains Transformer 4 watt output. ECL85 triode pentode valve. Volume and tone controls with knobs. Quality Loudspeaker 89/6  
**AUTOCCHANGE UNITS**  
BSR Super Slim £5.19.6  
Garrard 1000 £25.19.6  
Garrard 2000 £8.19.6  
Garrard 3000 £8.9.6  
Garrard A700 with diecast turntable £10.19.6

**FULL WAVE BRIDGE SELENIUM RECTIFIERS:**  
2, 6 or 12v. outputs, 11 amp, 3/9; 2 a. 11/3; 4 a. 17/6.  
**CHARGER TRIP THERM** Various colours, 52in. wide from 200/250 v. for charging at 2, 6 or 12 v., 1 1/2 amps, 17/6; 2 amps, 21/-; 4 amps, 25/-. Circuit included. Amp meter 5 amp, 10/6.  
**WAVE-CHANGE SWITCHES WITH LONG SPINDLES.**  
2 p. 2-way, or 2 p. 6-way, or 3 p. 4-way, 3/6 each.  
12 v. 12-way or 4 p. 2-way, or 4 p. 3-way, 3/6 each.

**BARGAIN XTAL PICK-UP ARM** Complete with ACD5 I.P. 75 Turnover Head and Styl 20/-; Stereo 30/-.  
**SPEAKER TRIP THERM** Various colours, 52in. wide from 10/- 1/2; 28in. wide from 5/- 1/2. Samples S.A.E.  
**EXPANDED METAL GOLD** or Silver 12 x 12in. 6/-.  
**NEW GARRARD GRAM MOTORS** 100-130v. A.C. 15/- pair for 200/250v. (in series), or 10/- each (Post 2/6).

## STELLA RECORD PLAYER AMPLIFIER

4 watt. 2 stage. 3 to 7 ohm. Neg. feed back. UCL82, UY85. 200-250v. A.C. tapped input. Chassis size 8 x 2 1/2 x 4in. High Gold/Walnut inlaid. Volume and Tone controls on separate Polished Wood Panel 6 x 2in. Brand new with maker's Guarantee. Bargain price. Post 2/6 **78/6**

**NEW TUBULAR ELECTROLYTICS**  
2/350 v. 2/3 100/25 v. ... 2/-  
4/350 v. 2/3 250/25 v. ... 2/6  
8/450 v. 2/3 500/15 v. ... 3/-  
16/450 v. 3/- 8+8/450 v. ... 3/6  
32/450 v. 3/9 8+16/450 v. 3/9 50+50/350 v. 7/-  
25/25 v. 1/9 16+16/450 v. 4/3 60+100/350v. 11/6  
50/50 v. 2/- 32+32/350 v. 4/9 100+200/275v. 12/6

**PAPER TUBULARS**  
350v.-0.1 9d. 0.5 2/6; 1 mfd. 3/-; 2 mfd. 150v. 3/-.  
500v.-0.001 to 0.05 9d.; 0.1-1/2; 0.25 1/6; 0.5 3/-.  
1.000v.-0.001, 0.0022, 0.0047, 0.01, 0.02, 1/8; 0.047, 0.01 2/6.  
E.H.T. CONDENSERS, 0.001mfd., 7kV. 6/8; 20kV., 10/6.

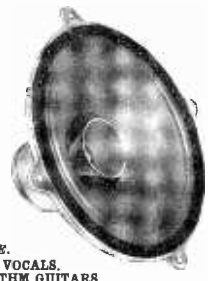
**SUB-MIN. ELECTROLYTICS, 1, 2, 4, 5, 8, 16, 25, 30, 50, 100, 250mfd. 15v. 2/6; 500, 1000mfd. 12v. 3/6; 2000mfd. 25v. 9/6.**  
**CERAMIC** 500v. 1 pF. to 0.01mfd. 9d. Discs 1/-.  
**SILVER MICA.** Close tolerance (plus or minus ± pF.), 5 to 47 pF., 1/-; ditto 1% 50 to 800 pF. 1/-; 1.000 to 5,000 pF., 2/-.  
**TWIN GANG.** "0-0" 205 pF. + 176 pF., 10/6; 385 pF., miniature, 10/-; 500 pF. standard with trimmers, 9/6; 500 pF. midset less trimmers, 7/6; 500 pF. slow motion, standard 9/-; 20 pF. 3 gang 500 pF. 15/6. Single "0" 385 pF. 7/6, twin 10/-.  
**SHORT WAVE.** Single 10 pF., 25 pF., 50 pF., 75 pF., 100 pF., 160 pF., 5/6 each. Can be ganged. Couplers 9d. each.  
**TUNING.** Solid dielectric. 100 pF., 300 pF., 500 pF., 3/6 each.  
**TRIMMERS.** Compression ceramic 30, 50, 70 pF., 9d.; 100 pF., 150 pF., 1/3; 250 pF., 1/6; 600 pF., 750 pF., 1/9.  
**250v. RECTIFIERS.** Selenium 1 wave 100ma 5/-; BY10010/-.  
**CONTACT COOLED 1 wave 60ma. 7/6; 85ma 9/6; Full wave 75ma 10/-; 150ma 19/6; T.V. rect. 10/-.**

## MAINS TRANSFORMERS

250-0-250, 80ma. 6.3v. 3.5a., 6.3v. 1a., or 5v. 2a. .... 25/-  
350-0-350 80ma. 6.3v. 3.5a., 6.3v. 1a., or 5v. 2a. .... 28/6  
MT.510 300-0-300v. 20ma. 6.3v. 4a. .... 29/6  
**MINUTE** 200v. 20ma. 6.3v. 1a. .... 10/6  
**KINET** 250v. 45ma. 6.3v. 2a. .... 15/6  
Small 250-0-250 50ma., 6.3v. 2a. .... 19/6  
**HEATER TRANS.** 6.3v. 11a., 8/6; 6.3v. 4a. .... 10/6  
**DITTO** tapped sec. 1.4v., 2, 3, 4, 5, 6.3v. 11a. .... 10/6  
**GENERAL PURPOSE LOW VOLTAGE.** Outputs 3, 4, 5, 6, 8, 9, 10, 12, 15, 18, 21 and 30V. at 2a. .... 25/-  
1a., 5, 10, 15, 20, 25, 30, 40, 45, 50, 55, 60 29/6; 2a. 47/6  
**AUTO TRANSFORMERS** 0-115-230 volt input/output 150w. 25/-; 500w. 92/6; 1,000w. 175/-.

## BAKER 12 in. MAJOR

The ideal High Fidelity Loudspeaker for high output at home or public address. etc. Built in high efficiency tweeter cone. Voice Coil impedance 15 ohms. Max. Power 20 watts. Bass Res. 40/50 cps. Flux 14,000 gauss. Voice Coil diameter 1 1/2 in. Response 40-14,500 cps. Magnet material Alcomax, overall dia. 12in., overall depth 6in.



Price £8 Post Free

CATALOGUE S.A.E.  
**GROUP MODELS FOR VOCALS.**  
BASS, LEAD and RHYTHM GUITARS  
30-10,000 cps. Voice Coils 15 ohms. Heavy Duty.

'Group 25' 'Group 35' 'Group 50'  
12in. 5gns. 12in. 8 1/2 gns. 15in. 18gns.  
25w. 35w. 50w.

**LOUDSPEAKERS P.M. 3 OHMS.** 8 1/2 in., 3in., 4in., 5in., 7in., 4in., (15 ohms each); 8in., 22/8; 6 1/2 in., 18/6; 10in., 30/-; 12in., 30/-; (15 ohms 35/-); 10in., × 6in., 30/-; 8in., × 5in., 21/-.  
**E.M.I. Double Cone** 13 1/2 × 8in., 8 or 15 ohm models, 45/-.  
**SPECIAL OFFERS!** 8 ohm, 2 1/2 in., 5in., 15 ohm, 5in., 7 x 4in., 25 ohm, 5in., 8 x 4in., 35 ohm, 5in., 7 x 4in., 80 ohm, 2 1/2 in., 15/8 each type.  
Quality Horn Tweeters 3-16kcs./s. 10w. 27/6. Crossover 14/6.  
**JACK SOCKETS** Std. open-circuit 2/6, close circuit 4/6.  
**Chrome Lead Socket** 7/6. DIN 3-pin 1/3 5-pin 1/6; Lead 3/6; Phone 1/6; Socket 1/-; **JACK PLUGS** Std. Chrome 3/-; 2.5mm. 3.5mm. 1/9; DIN 3-pin 3/6; 5-pin 5/-.

**DE LUXE TAPE SPLICER.** Cuts, trims, joins. For editing and repairs. With 3 blades. Tape Heads: Collar 2 track 28/6 pair. B.S. 4 track 99/6

**CHANNEL TRANSISTOR MICROPHONE MIXER.** Add musical hixhlights and sound effects to recordings. Will mix microphone, records, tape and tuner with separate controls into single output. 59/6

**PRIMO A18 TRANSCRIPTION TONE ARM.** 5 gns. With tracking template and two plus-in shells. Moving Coil Stereo Diamond Cartridge 20-18,000 cps. 5 gns.

RETURN OF POST DESPATCH Minimum P.P. Charge 1/6 unless otherwise stated. C.O.D. 5/- extra. Full List 1/-. CALLERS WELCOME

**RADIO COMPONENT SPECIALISTS** 337 WHITEHORSE ROAD, WEST CROYDON

Written guarantee with every purchase. (Export—send remittance and extra postage, no C.O.D.) (Buses 133, 68 pass door). S.R. Stn. Selhurst. Tel. 01-684-1665

## VALVES SAME DAY SERVICE NEW! TESTED! GUARANTEED!

**SETS** 1R5, 1R5, 1T4, 384, 3V4, DAF91, DAF91, DK91, DL92, DL94. Set of 4 for 16/8. DAF96, DF96, DK96, DL96, 4 for 24/6

1A7GT	7/6	10F1	9/9	DK32	7/9	EF183	6/6	PEN4A	6/9	UCH42	8/9
1H5GT	7/3	10P13	8/6	DK91	5/6	EF184	5/6	PEN36C15	U	UCH81	6/-
1N6GT	7/9	12A7	3/9	DK92	8/-	EL33	6/8	PEN383	9/6	UCL82	7/-
1R5	5/8	12AU6	4/9	DK96	6/6	EL41	5/6	PFL200	13/6	UCL83	2/6
184	4/9	12AV7	4/6	EL33	6/9	EL42	7/9	PL36	8/-	UP41	8/-
1R5	3/9	12AX7	4/9	DL135	5/1-	EL84	4/9	PL58	8/-	UP80	7/6
1T4	2/9	12K8GT	7/9	DL132	4/9	EL90	5/-	PL82	6/6	UP89	5/9
3A5	7/-	20P2	10/6	DL94	5/8	EL96	5/-	PL83	6/6	UL41	8/9
3Q4	5/6	20L1	14/-	DL96	6/-	EM80	5/8	PL84	6/8	UL44	20/-
384	4/9	20P1	9/-	DY86	5/8	EM81	6/9	PL500	13/6	UL83	6/-
3V4	5/6	20P3	9/-	DY87	5/9	EM84	6/3	PX25	7/9	UY21	8/9
5U4G	4/6	20P4	13/6	EABC80	6/-	EM87	6/6	PY31	6/6	UY41	5/6
5V4G	7/9	26U4GT116	EA/F42	8/1-	EY51	6/3	PY32	8/6	PY38	8/6	
5Y3GT	5/-	30C15	10/6	EB41	4/-	EY86	6/-	PY33	8/6	VP48	11/-
5Z4G	7/-	30C17	11/6	EB91	2/8	EZ40	6/3	PY80	5/3	VP1321	21/-
690L2	8/6	30C18	10/3	EB93	7/-	EZ41	6/6	PY81	5/3	W77	3/3
6AL5	2/3	30F5	9/9	EB41	3/-	EZ80	4/6	PY82	5/-	Z77	3/6
6AM6	3/6	30FL1	10/9	EBF80	6/-	EZ81	4/6	PY83	5/9	Transistors	
6AQ5	4/9	30FL14	11/3	EBF89	5/9	GZ22	9/-	PY88	7/3	AC107	7/6
6AT6	4/-	30L15	11/-	ECU81	3/9	K76	11/6	PY80	6/6	AC127	10/-
6BA6	4/9	30L17	12/-	ECC82	4/9	N18	5/6	PY801	6/-	AD140	15/6
6BE6	4/3	30P4	16	ECC83	7/-	N78	14/9	R19	7/6	AF102	18/-
6BR6	6/9	30P12	9/9	ECC84	6/8	PC88	8/6	R20	12/9	AF115	6/-
6BW6	7/3	30P19	11/6	ECC85	5/6	PC88	8/6	U25	9/6	AF116	6/6
6F1	7/9	30PL1	12/9	ECF80	7/8	PC97	5/9	U26	8/9	AF117	5/6
6P13	3/6	30PL13	13/3	ECF82	6/9	PC90	8/6	U47	9/6	AF118	9/6
6F14	8/-	30PL14	13/3	ECF86	6/9	PC84	5/6	U48	9/6	AF124	9/6
6F93	9/9	30P12	4/6	ECH83	6/6	PC99	9/9	U52	4/6	AF125	7/6
6K7G	1/6	35W4	4/6	ECH42	9/-	PCC189	8/6	U78	3/6	AF126	7/-
6K8G	4/8	35Z4GT	4/6	ECH81	5/-	PCF80	8/6	U191	10/-	AF127	7/-
6K8GT	7/6	85A2	5/9	ECH84	8/6	PCF82	8/-	U301	11/9	OC22	9/6
6L18	6/-	6063	12/8	ECL80	6/-	PCF86	8/6	U301	16/3	OC23	9/6
6V6G	8/6	AZ31	9/-	ECC82	6/3	PCF800	10/6	UACB80	5/9	OC26	9/6
6V6GT	6/6	B729	10/-	ECL86	7/9	PCF801	8/9	UAF42	7/9	OC44	3/9
6X4	3/6	DAC32	7/8	EF39	3/9	PCF802	9/6	UBC41	6/9	OC45	3/6
6X5GT	5/9	DAF91	3/9	EP41	6/8	PCF808	11/3	UBF60	6/-	OC71	3/6
7B6	10/9	DAF96	6/-	EP80	4/9	PCF808	9/8	UBF89	5/9	OC72	4/6
7B7	7/-	DOC90	7/-	EP85	5/-	PCF806	11/6	UCL21	9/-	OC75	5/9
7C6	9/9	DF33	7/9	EP86	6/3	PCL82	6/9	UC92	5/6	OC81	3/6
7C8	6/9	DF91	2/9	EP89	5/-	PCL83	8/6	UC94	7/9	OC81D	3/6
7H7	5/6	DF96	6/-	EP91	3/8	PCL84	7/-	UC85	6/6	OC82	5/9
7Y4	6/6	DH77	4/-	EP92	3/8	PCL85	8/3	UCF80	8/3	OC82D	5/9
10C2	11/6	DH81	12/6	EP97	7/8	PCL86	8/6	UCH21	9/3	OC170	5/-

## READERS RADIO

85 TORQUAY GARDENS, REDBRIDGE, ILFORD, ESSEX. Tel. 01-550 7441

Postage on 1. Value 9d. each. On 2 valves or more, postage 6d. per valve extra. Any Parcel Insured against Damage in Transit 6d. extra.

## YOUR CAREER in RADIO & ELECTRONICS?

Big opportunities and big money await the qualified man in every field of Electronics today—both in the U.K. and throughout the world. We offer the finest home study training for all subjects in radio, television, etc., especially for the CITY & GUILDS EXAMS (Technicians' Certificates); the Grad. Brit. I.E.R. Exam; the RADIO AMATEUR'S LICENCE; P.M.G. Certificates; the R.T.E.B. Servicing Certificates; etc. Also courses in Television; Transistors; Radar; Computers; Servo-mechanisms; Mathematics and Practical Transistor Radio course with equipment. We have OVER 20 YEARS' experience in teaching radio subjects and an unbroken record of exam. successes. We are the only privately run British home study College specialising in electronic subjects only. Fullest details will be gladly sent without any obligation.

To: British National Radio School, Reading, Berks.

Please send FREE BROCHURE to:

NAME ..... Block

ADDRESS ..... Caps.

..... Please

## BRITISH NATIONAL RADIO SCHOOL

is quite simple. VR is capable of adjusting the valves' grid bias so that it is positive or negative with respect to its cathode. If it is positive, the valve conducts and the terminal voltage increases. If it goes negative, the valve is cut off and the terminal voltage decreases. Provided the valves' voltage and current ratings are not exceeded quite a wide control of voltage and current can be provided.

Automatic control of terminal voltage in spite of varying load currents, and variation of terminal voltage at the will of the operator is provided by the circuit of Fig. 2, which differs from its predecessor by the inclusion of V2, V3, R1, C1. VR has been transferred from the input to the output.

The operation of the circuit of Fig. 2 is quite simple and depends on negative feedback for its operation. Effectively, there are two n.f.b. loops operating in parallel, one to deal with slow changes in the load current or when the load is intermittently switched on and off, and the other to deal with rapid changes in the load current. Both are initiated at the grid of V2 and operate as follows. Let us suppose that a load has been suddenly switched into circuit and, as a result, the terminal voltage starts to fall. A fraction of this voltage is fed to V2 grid by VR1. The cathode of V2 is held at a constant voltage by the stabiliser or reference neon V3 and the grid voltage therefore goes negative with respect to the cathode. As the grid goes negative the anode current falls, and the voltage across the anode load resistor R1 decreases. The anode voltage therefore increases, and this increase is passed to the grid of V1. As this increase is positive going V1 will pass an increased current and in a well designed regulator this increase will be just enough to maintain the terminal voltage at its original value. Disconnecting a load will work in an opposite direction and in each case the terminal voltage will remain (almost) unchanged.

The second feed back loop for rapid fluctuations in load current is provided by C1. This capacitor is necessary because although rapid fluctuations are fed back to the grid of V2 via VR1, they are attenuated by a factor equal to the resistance either side of the wiper of VR1. Since the original amplitude of these fluctuations is often less than the change in terminal voltage occasioned by the switching in and out of a load, the voltage arriving at the grid is insufficient to provide adequate compensation. C1 allows virtually the full fluctuating (terminal) voltage to be impressed upon the grid of V2 and compensation is therefore more effective.

Stabilisation against fairly rapid mains voltage

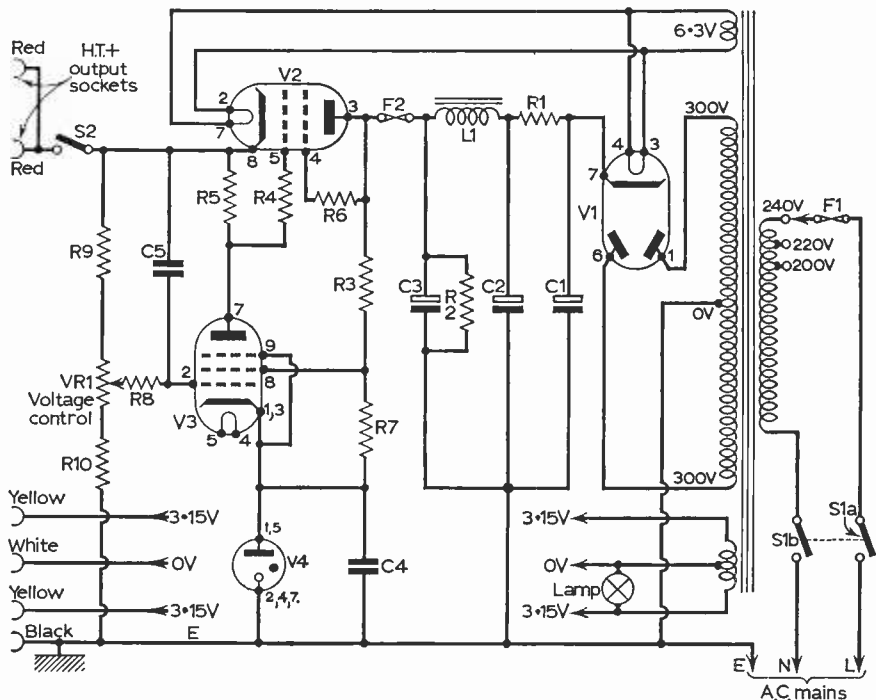
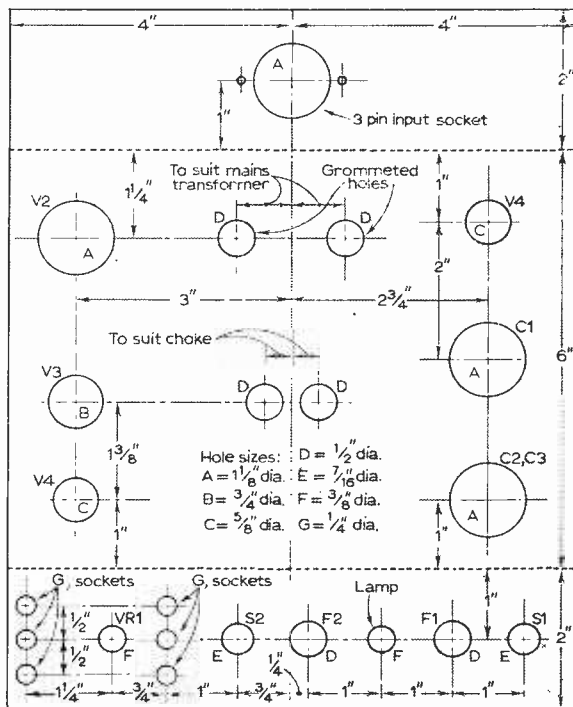


Fig. 3 (above): Complete circuit of the power unit.

Fig. 4 (below): Component positioning and drilling guide.



variation is provided by R1 and R2 which form a potential divider feeding the screen of V2, and therefore exercise some control over its gain. At the same time they allow an increased current to be fed to the reference neon V3 which would suffer

current starvation (and thereby fail to perform its function of providing a stable reference voltage) if it were fed only by the meagre cathode current of V2. C2 performs the function of suppressing any noise generated by V3.

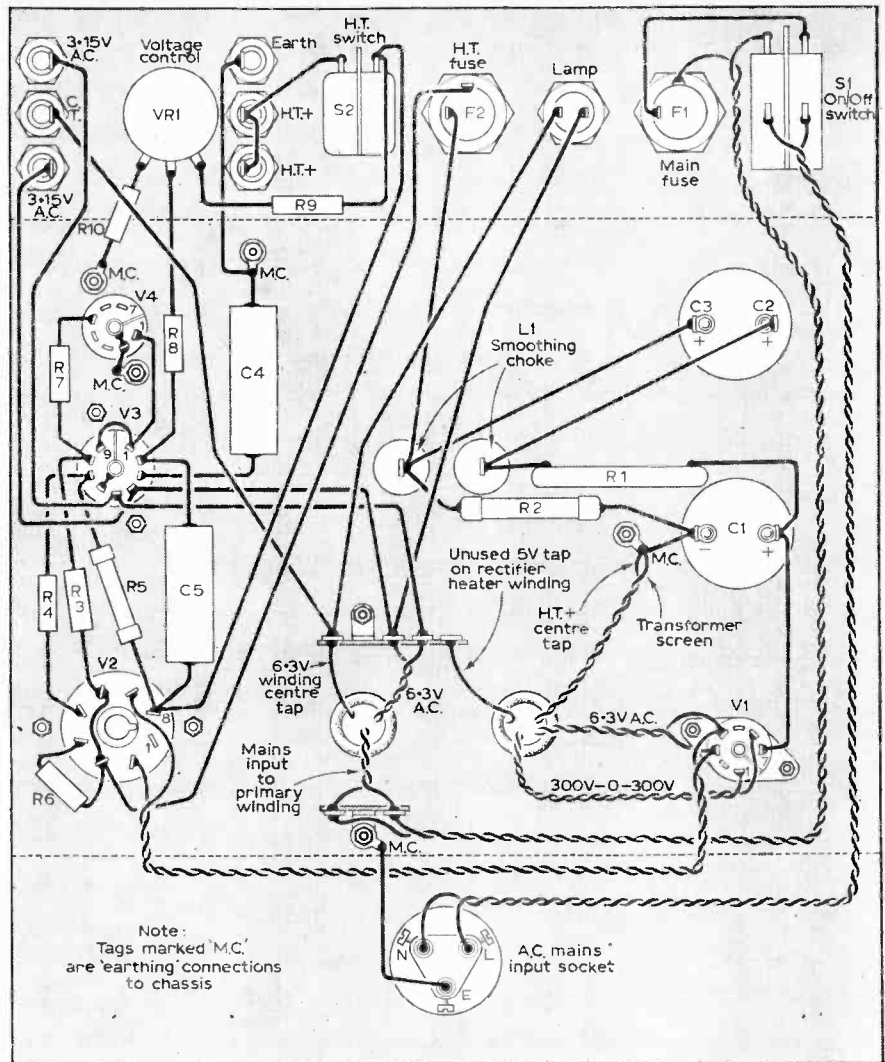
### Circuitry

The complete circuit is shown in Fig. 3 and consists essentially of the circuit of Fig. 2 with the addition of the power supply components, plus the alteration of V1 from a triode to a pentode. The mains transformer is a standard type but the 6.3V winding used to power the heater of the 6X4 rectifier and the 6L6 regulator valve must be well insulated because it supplies two valves whose cathodes are several hundred volts above earth potential. This winding must *not* be earthed to chassis, if it is, or if its insulation breaks down, the heater to cathode ratings of the two valves will be exceeded.

The second heater winding is used to supply V3 heater and also external equipment. On the prototype a 3.15V-0-3.15V (or 6.3V C.T.) winding was used, having a current rating of 3A. As the EF80 has a 0.3A heater, 2.7A was left for the external equipment. This winding was also left floating permitting either the centre tap, or either side of the heater to be earthed at will. The winding can also be used to supply a valve or valves whose cathode/s may be well above earth potential, without putting undue strain on their heater/cathode insulation.

### Smoothing

During off load periods, the voltage across the smoothing components C1, C2, C3, R1, L1, will rise to the peak value of the input voltage, approximately 420V. R1 can be replaced by another choke, in which case the smoothing will be somewhat improved. Conversely, R1, C1 can be omitted when smoothing will only be fractionally poorer since the feedback network will tend to compensate for their omission. This does not mean that pre-regulator smoothing can be, or should be, skimped, as every little helps. From L1 C3 the smoothed unregulated h.t. is fed into the anode of V2 the series regulator valve via the fuse F2. This affords a measure of



Note:  
Tags marked 'MC'  
are 'earthing' connections  
to chassis

AC mains  
input socket

Fig. 5: Under chassis layout and wiring diagram.

protection should the valve fail, or should the o/p terminals be short circuited.

The rest of the circuit is essentially similar to the skeleton of Fig. 2 with the addition of the grid stoppers R4 and R8 and the V2 screen stopper R6, these values being uncritical. All grid stoppers should be soldered as close to their respective valve base tags as possible, as their effectiveness decreases as the separation between valve tag and resistor body increases.

As before VRI controls the terminal voltage but its range has been restricted by R9 and R10. At first sight, it might appear possible to vary the terminal voltage between zero and the voltage at the anode of V2, in practice this is not possible. In order to pass current, V2 has to have a voltage across it (VR in Fig. 2), and this voltage subtracted from V1 leaves us with Vo, which is the terminal voltage. Vo can therefore never equal V1. A second reason for restricting the range of the terminal

voltage is that the stabilisation rapidly deteriorates (which is the same as saying the internal resistance is increased) below and above a certain terminal voltage.

It is vitally important not to exceed the voltage and current ratings of all components. To do so is to curtail the life of the over run components, perhaps abruptly and violently. Over run electrolytic capacitors can explode with almost unbelievable force and can constitute a considerable personal hazard. C1 in particular has a busy time and must possess not only an adequate d.c. voltage rating but also an adequate a.c. current rating. This must be  $\sqrt{2}$  times greater than the peak d.c. current drawn. Thus it must have an a.c. ripple rating of 150mA if the peak d.c. current drawn is 100mA.

Resistor R5 is most important, and must be a 1W high stability type if the internally generated noise is to be held to a very low level. It is desirable, though not essential, for R8, R9 and R10 to be  $\frac{1}{2}$ W hi stabs. If the constructor feels particularly affluent, he could, with some advantage, make R3 and R7 hi stabs.

### Construction

A chassis drilling guide is shown in Fig. 4, and Fig. 5 shows the under chassis layout. The mains transformer, smoothing choke, valve holders, fuses, switches, and capacitors are bolted on, and wiring can commence using 22 s.w.g. tinned copper wire suitably sleeved. Sleeving can be obtained in various colours and the beginner is strongly advised to obtain several different colours. Subsequent fault-finding is much easier if the various parts of the circuit are colour coded. Particular attention must be paid when the electrolytic capacitors C1, C2, C3 are being wired in, as a reversal of polarity

### ★ components list

#### Resistors:

R1	270 $\Omega$ 3W wire wound	R6	220 $\Omega$ $\frac{1}{2}$ W
R2	100k $\Omega$ 1W	R7	68k $\Omega$ 1W
R3	68k $\Omega$ 1W	R8	100k $\Omega$ $\frac{1}{2}$ W
R4	10k $\Omega$ $\frac{1}{2}$ W	R9	100k $\Omega$ 1W
R5	300k $\Omega$ 1W HiStab	R10	100k $\Omega$ 1W
VR1	50k $\Omega$ Lin		

#### Capacitors:

C1	8 $\mu$ F 450V electrolytic	C4	0.5 $\mu$ F 350V
C2	16 $\mu$ F 450V electrolytic	C5	0.1 $\mu$ F 350V
C3	16 $\mu$ F 450V electrolytic		

#### Valves:

V1	6X4	V3	EF80
V2	6L6	V4	85A2

#### Miscellaneous:

Mains transformer 300-0-300V 60mA, 6.3V 2A, 3.15-0-3.15V 3A.; two-way tag strip, four-way tag strip; two B7G valve holders, B9A valve holder, octal valve holder; three-way mains input plug and socket, two output sockets, red, two output sockets, yellow, output socket, black, output socket, white; bulb 6.3V 0.15A, 2A fuse and holder, 100mA fuse and holder, choke—10H 60mA 200 $\Omega$ , 2-pole 2-way switch, 1-pole 2-way switch.

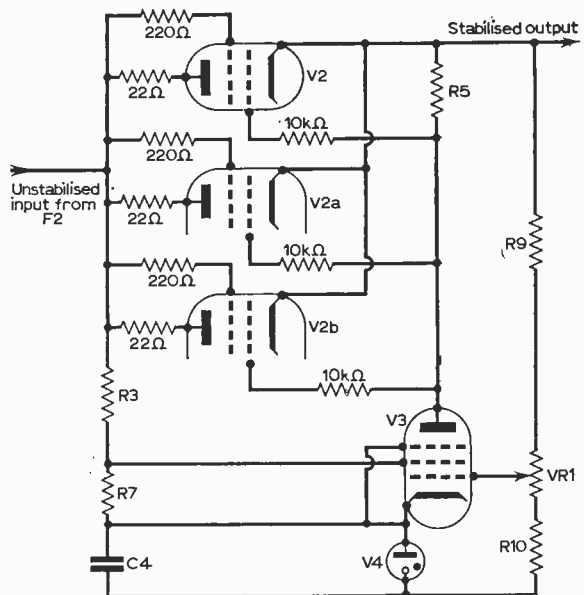



Fig. 6: Paralleling valves for increased current rating.

could prove explosively disastrous. Short circuits can also cause great damage and a sharp lookout should be kept for drops of solder and wire clippings lodged among valve pins.

Initial tests can commence with an ohmmeter connected between chassis and the unregulated and regulated h.t. points. The electrolytic capacitors will give a low initial reading, which should slowly increase to around 50k $\Omega$ . The regulated h.t. should not read under 250k $\Omega$ , which is the combined resistance of R9, VR1, R10. The resistance between rectifier heater and chassis should be infinity. If the resistance checks are satisfactory it is safe to proceed with voltage and current measurements.

With the mains connected, and a voltmeter capable of reading some 500V d.c. connected between C1 and earth, the mains switch S1 can be closed. The voltage should commence to rise after several seconds, smoothly and steadily to 420V. Due to meter and component tolerances, the indicated voltage may differ slightly from the nominal of 420V. Since there is no load current being drawn, the same voltage should be present at the anode of V2. The next check point is the o/p terminal, where the voltage should be variable between 260V and 200V. Again, due to tolerances, the indicated voltage may be somewhat different. The voltage across V4 will be 85V, its cathode current should be centred round 6mA, with a top and bottom limit of 10mA and 2.7mA. Exceeding the top limit will over run the valve, whilst a current, less than 2.7mA will result in poor stabilisation. These currents can be controlled by altering R3 and R7 in proportion i.e. if R3 is halved, R7 should also be halved, so that the screen grid of V3 is maintained at around 200V. If these checks are satisfactory the power supply can be considered ready for active service. Provided the current drain is kept within the ratings of V1, V2 and the mains transformer, a long and trouble free period of service should result.

—continued on page 208



# TRANSFILTE

A. J. Mc

quency of an oscillator in the same way as a tuned circuit. In the Transfilter these characteristics are added to an impedance matching facility, and as a consequence the device can replace a tuned transformer. A closer examination of this final point is worthwhile.

## IMPEDANCE MATCHING

It will be remembered that maximum power transfer between two circuits occurs when the output impedance of the first is equal to the input impedance of the second. In a common-emitter transistor amplifier, the input impedance is low, while the output impedance is relatively high; in other words, the signal applied to a transistor is at a fairly high current and low amplitude (voltage), while, at the output, the current is quite low for the amplitude involved. If much of the transistor's amplification is not to be lost in the coupling, some form of impedance matching circuit must be inserted between this and the following stage. This is effected in the i.f. transformer by choice of an appropriate ratio between the number of turns in the primary and in the secondary windings of the transformer. A further design consideration is selectivity, the ability of the transformer to reject signals at frequencies even slightly separated from the i.f. This depends on the "Q" of the coil, a factor influenced by the actual number of turns on the tuned winding of the coil. All these characteristics are built into the Transfilter.

The element of importance in a Transfilter is, of course, the piezoelectric crystal; in those used in the radio to be described, it is a disc of lead-zirconate-titanate ceramic. One side is coated with

**T**HE writer, who has for some time been considering the construction of a comprehensive transistorised communications receiver, decided to assemble a fairly simple radio using Transfilters\* (ceramic filters) before committing himself to their use in a more complex project.

Readers will be familiar with at least one application of the piezoelectric effect, in the crystal cartridge of a record player. Here a mechanical stress is applied to a crystal of Rochelle salt by the needle as it tracks the groove in the record, and a voltage proportional to the stress is developed, across the crystal due to the piezoelectric effect. Similarly, if a voltage is applied across such a crystal from an outside source, the dimensions of the crystal change. The principle is also applied in the quartz crystals often used as frequency standards in "ham" and commercial transmitters. Just as a clock pendulum takes a fixed time for each swing, so each crystal has a natural frequency of vibration from which it cannot depart. If the frequency of an applied alternating voltage matches this natural frequency, the energy supplied electrically transfers to the mechanical vibration. The amplitude of the displacements is therefore much larger than in the case of forced vibrations resulting from an applied field of a different frequency. This is the phenomenon known as resonance. A resonant crystal can then fix the fre-

\* Registered trade mark Brush Clevite Company Ltd.

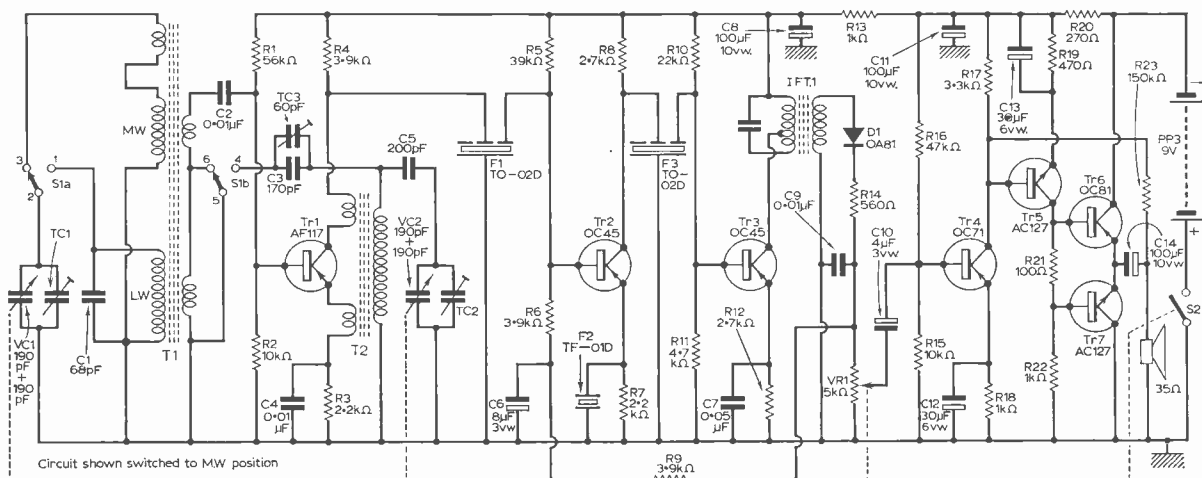
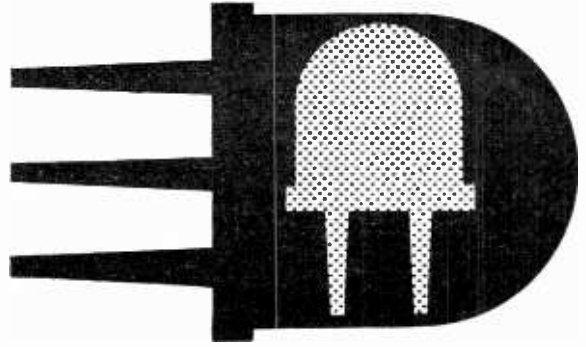


Fig. 1: Circuit diagram of the complete receiver.

# PORTABLE

Y B. Sc.



silver and forms a terminal common to the input and output circuits. A ring and a dot of silver on the other face form the output and input terminals respectively. It will be remembered from the description of the piezoelectric effect that the potential generated is proportional to the mechanical stress at any point on the crystal. Therefore the high impedance electrode is applied at the point where maximum displacement occurs, and as the discs vibrate in a radial mode, this corresponds with the dot terminal at the centre of the disc. No current actually flows through the device, but as already explained, there is an energy transfer between the electrical circuits and the mechanical vibration. The resulting power loss from the driving stage is the equivalent of a load; similarly the input of the

which compares very favourable with the 110 of a typical single-tuned i.f. transformer.

How, then, could the Transfilter be expected to compare with the transformer in a typical i.f. stage? Obviously, with the higher Q, greater selectivity would be expected, which would give sharper tuning and a reduction in adjacent-channel interference, a property which is very desirable with the current overcrowded wavebands. This is associated with a low mid-band insertion loss, that is, that most of the power of the input signal applied at the resonant frequency of the Transfilter finds its way at the proper impedance into the following stage. As a result, the radio should be more sensitive to the station to which it is tuned, while discriminating more effectively against transmissions on frequencies even only slightly separated from the desired carrier.

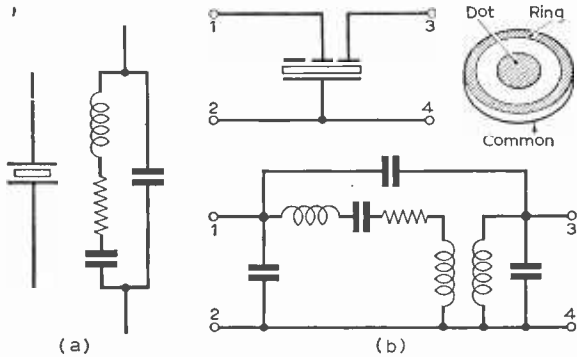



Fig. 2. Transfilter equivalent circuits in conventional components.

following stage places a mechanical damping on the vibrating crystal. The energy transferred depends on the area across which transfer is possible, as well as the concentration of energy in that area. Therefore, the central high-impedance dot terminal is of small area, while the outer ring terminal has a much larger contact area; this is because, as already mentioned, a higher voltage is applied, and a larger displacement occurs at the centre, so that there is a concentration of energy there. On the ring, in contrast, the amplitude of the mechanical vibration is lower, and a larger area is required to absorb the power transferred through the Transfilter. Therefore, the difference in area and amplitude correspond exactly to the differences in current and voltage in a conventional transformer, and an impedance matching characteristic results. Further, this matching is frequency-specific, since the applied signal cannot cause vibrations of appreciable amplitude unless it is at the resonant frequency. As for the selectivity of the current, it will be remembered that the Q of a crystal is very high. The damping effect of the load will reduce this somewhat, but the figure of 450 is quoted for the units specified,

## FREQUENCY STABILITY

Such advantages are not achieved without some difficulties, however. It is important to ensure that the ratio between the source and load impedances is set close to the value for which the Transfilter is designed to match; otherwise damping exceeding the specified limits may cause its resonant frequency to change. This will not trouble the constructor if he uses transistors manufactured to a reasonably close tolerance, especially in regard to their input impedance. (If, however, "surplus" transistors are employed, and unsatisfactory operation results, this may be the explanation of the problem, and a possible cure is to vary the base bias, so shifting the operating point of the transistor.)

One other piezoelectric device is employed in the circuit, the filter element type TF-01D, which



Internal view of the completed receiver.

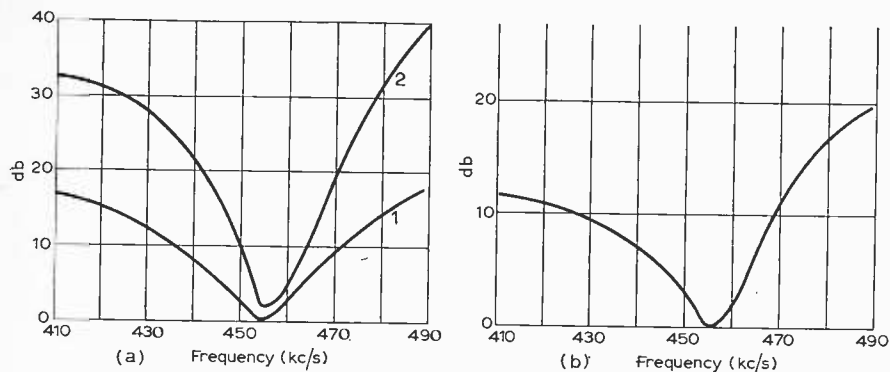


Fig. 3(a): Passband of i.f. stage using (1) an emitter bypass capacitor (2) a type TF Transfilter.

Fig. 3(b): Attenuation curve of emitter bypass Transfilter type TF.

replaces the bypass capacitor otherwise required across the emitter resistor of TR2. This increases still further the selectivity of the circuit, the attenuation curve is shown in Fig. 3a. All three of the ceramic filters are chosen to operate at the same resonant frequency under the conditions expected in the circuit. As external adjustment of this frequency analogous to tuning an i.f. transformer is impossible, the supplier has to set this accurately during manufacture, and package the element so that long-term stability of resonant frequency can be expected. In fact the Transfilters are supplied to operate at  $470\text{kc/s} \pm 1\text{kc/s}$ , and frequency stability is claimed to be within 0.2% over ten years, and within 0.1% between  $-20^\circ\text{C}$ . and  $+60^\circ\text{C}$ . Such figures should satisfy even the most critical constructor.

## CIRCUIT DESCRIPTION

Now to consider the particular circuit employed. The frequency changer is completely standard, covering long and medium wavebands, and as such requires no further comment. As no current can flow through the Transfilters, resistors R4 and R8 are inserted to carry the collector currents of Tr1 and Tr2. As can be seen, the symbol chosen by the manufacturers to represent the Transfilter clearly expresses its structure and relationship to the quartz crystals used in transmitting, as already noted. An orthodox i.f. transformer is used to drive the diode detector.

The audio stage is a four-transistor unit with an n-p-n—p-n-p complementary output stage delivering approximately 300mW to a 2½in. loudspeaker.

A PP3 type battery was used in the prototype, but depending on the loudspeaker fitted, there may be space for the larger and more economical PP4.

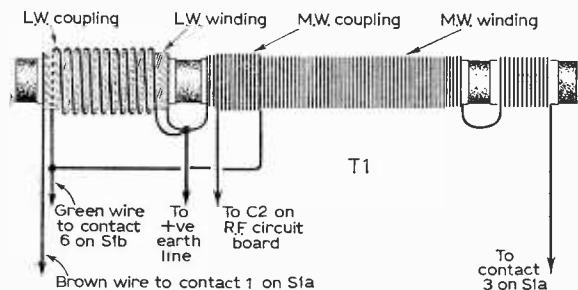


Fig. 4: Connection details for the ferrite rod aerial.

The receiver is assembled on two separate etched circuit boards, one carrying the frequency changer and band switching components, and the other the i.f. amplifier with its transfilters and the audio stage. The mounting of these boards is illustrated—the r.f. board fixed with screws to the front of the cabinet so that the spindle of the tuning capacitor projects through the hole in the front of the cabinet, and the volume control is accessible through the aperture in the side; the i.f. and audio board then fits perpendicular to this along the length of the cabinet. The ferrite rod (T1) is mounted in a plastic

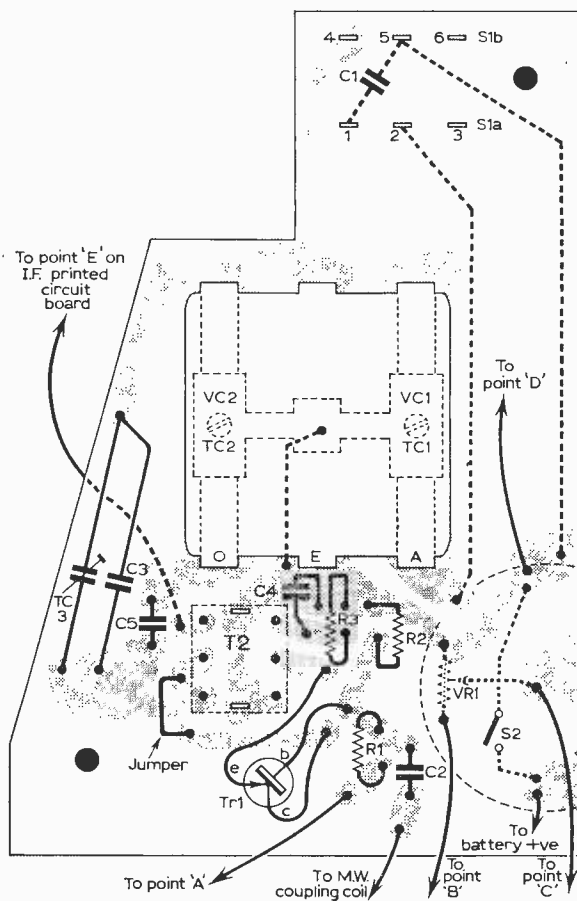


Fig. 5: Component layout of r.f. printed circuit board.



clip on the r.f. board. The tuning dial may have to be modified for the Plessey gang specified. This is done by obtaining two metal washers which just fit on the spindle and pressing them with a hot soldering iron into the plastic of the dial, one on each side. The dial will now be a good fit on the spindle, and when the set is assembled, can be retained in place by a screw in the threaded centre hole of the spindle.

## ETCHED CIRCUIT BOARD

The method of preparation of etched circuit boards will be familiar to regular readers. The patterns for the application of the protective paint to the copper laminate on the boards are shown, and should be carefully copied. When this paint is dry, the unwanted copper is removed with ferric chloride ( $\text{FeCl}_3$ ) solution, the paint scraped off, and the board carefully washed and dried. In this particular case, due to the complex patterns, the alternative of assembly on pieces of "Veroboard" seems impractical, but for those really anxious to avoid the use of chemicals it is possible to mount the components on a plain paxolin sheet, and connect them on the reverse side with thin tinned copper wire. With either method, component mounting holes must be drilled with a fine bit, and a cut-out made in the r.f. board to take the tuning capacitor. (A fretsaw proves the most convenient tool for the operation.) On the r.f. board, the volume control, tuning capacitor, and wavechange switch must be mounted on the copper side of the board if they are to be accessible through the appropriate apertures. The tuning capacitor is fixed in position by bending its terminals stepwise to let it a little into its cut-out, and then soldering them to the "islands" of copper left for them. It must not be forgotten to earth the tag at the centre of the tuning capacitor with a short length of copper wire to the circuit board. Other connections between the two boards are the negative supply to the potential divider for the base of Tr1, the earth or positive line, and the signal output to F1 at intermediate frequency from the collector of Tr1. Finally the ferrite rod aerial (T1) is mounted in its clip and the appropriate connections made to the tuning

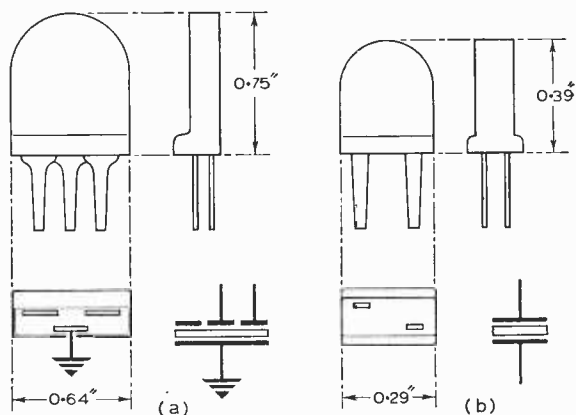


Fig. 7: Transfilter details (a) type TO (b) type TF.

capacitor and wavechange switch. The wires to the aerial windings should not be made unduly short, as the position of these must be adjusted during alignment. Before mounting the assembly in the cabinet, a slot must be cut in the front of the cabinet for access to the wavechange switch, as the photograph shows.

## R.F. ALIGNMENT

After checking with a testmeter to ensure that there are no short circuits or other obvious faults, a battery may be connected and the set switched on. Since the i.f. stages are already aligned, with the exception of the i.f. transformer preceding the diode, the local station should be audible at fair strength. Alignment can therefore begin by peaking i.f.t.1 core. R.F. alignment is carried out first on the medium wave, by adjusting the aerial and oscillator inductances while tuning a station at the low-frequency (longer wavelength) end of the band. A station at the high-frequency (Luxembourg) end is then selected, and maximum volume obtained by the proper setting of the trimmers mounted on the

—continued on next page

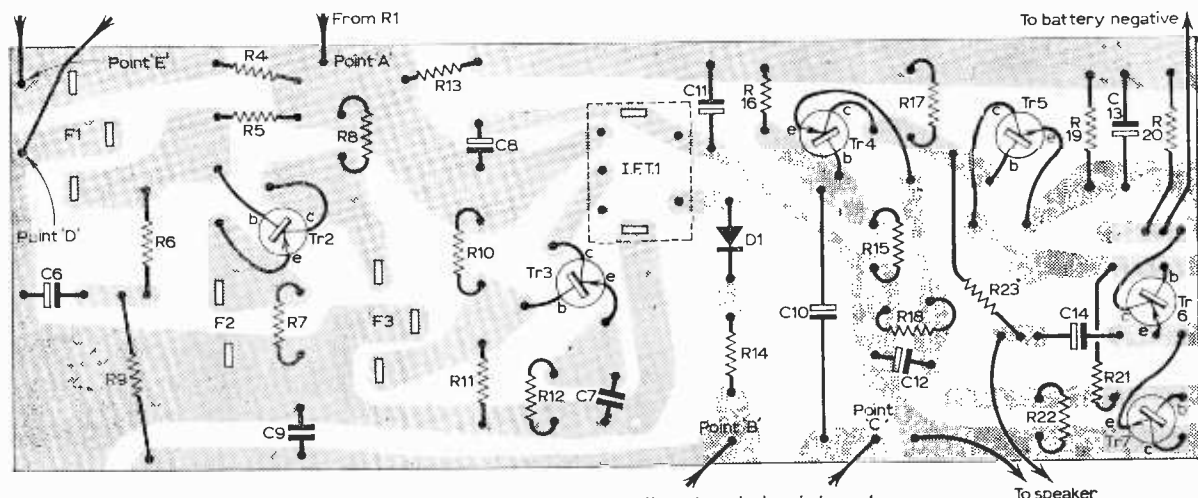


Fig. 6: Layout of the i.f. and audio printed circuit board.

tuning capacitor. For perfect alignment the aerial coil and oscillator core may be rechecked. Since only the BBC Light programme is of interest on the long waveband, the oscillator trimmer and the aerial coil were considered to provide sufficient adjustment for this band. If the medium wave alignment was properly carried out, this programme should be immediately audible, and maximum volume is achieved using the above components, without touching those which affect performance on the other band.

## ★ components list

### Resistors:

R1	56k $\Omega$	R13	1k $\Omega$
R2	10k $\Omega$	R14	560 $\Omega$
R3	2.2k $\Omega$	R15	10k $\Omega$
R4	3.9k $\Omega$	R16	47k $\Omega$
R5	39k $\Omega$	R17	3.3k $\Omega$
R6	3.9k $\Omega$	R18	1k $\Omega$
R7	2.2k $\Omega$	R19	470 $\Omega$
R8	2.7k $\Omega$	R20	270 $\Omega$
R9	3.9k $\Omega$	R21	100 $\Omega$
R10	22k $\Omega$	R22	1k $\Omega$
R11	4.7k $\Omega$	R23	150k $\Omega$
R12	2.7k $\Omega$		All 10% $\frac{1}{2}$ W min.

VR1 5k $\Omega$  with switch, edge operated, e.g. Henry's Radio type VC200

### Capacitors:

C1	68pF silver mica
C2	0.01 $\mu$ F ceramic
C3	170pF silver mica
C4	0.01 $\mu$ F ceramic
C5	200pF silver mica
C6	8 $\mu$ F 3V electrolytic
C7	0.05 $\mu$ F paper
C8	100 $\mu$ F 10V electrolytic
C9	0.01 $\mu$ F ceramic
C10	4 $\mu$ F 3V electrolytic
C11	30 $\mu$ F 6V electrolytic
C12	30 $\mu$ F 6V electrolytic
C13	100 $\mu$ F 10V electrolytic
C14	100 $\mu$ F 10V electrolytic
TC1	0/60pF trimmer
VC1/VC2	Plessey 190 + 190pF tuner with trimmers

### Semiconductors:

TR1	AF117	TR4	OC71	TR7	AC127
TR2	OC45	TR5	AC127	D1	OA81
TR3	OC45	TR6	OC81		

### Transfilters:

F1, F3 TO-02D F2  
TF-01D (Brush Clevite Co. Ltd)

### Miscellaneous:

T1 MW/LW ferrite rod aerial, T2 10mm. square 6-pin oscillator coil, I.F.T.1 3rd i.f. transformer (Henry's Radio Ltd., Edgware Road, London. Components as in their "Regent-6" radio kit).

Wave change switch, 2-pole, 2-way, min., slider, loudspeaker, 35 $\Omega$ , 2 $\frac{1}{2}$ in., aerial clip, earphone socket, battery clip, nuts and screws, cabinet and dial.

The reader will realise that this is not a set recommended as a first attempt for the beginner: neither is it to be regarded as a quality "hi-fi" receiver, but rather as a test and experimental unit to gain experience with unfamiliar components, both as regards assembly and in general use. As such, the writer feels that it is a worthwhile project, and would make the following assessment of the finished receiver. Sensitivity, while as good as that of any comparable pocket portable, was not as outstanding as one would expect from the quoted insertion loss figures for the Transfilters. However, they really proved their worth for selectivity. On the long waveband, the Light programme came in with the precision of tuning that one associates with a medium wave station, while in the evening the usual confused babble of stations around 200 metres was incisively cut through. As for quality, the simple output stage and small loudspeaker do not provide a fair test, but on making tape recordings from the diode detector stage, very satisfactory results were obtained. In conclusion, the author would like to thank the Brush Clevite Company Limited, manufacturers of the Transfilters, for information and co-operation received. ■

## repairing radio sets

—continued from page 184

polythene spacers may be used (the dielectric constant thus obtained enabling a physically smaller capacitor to be constructed).

With these devices, as with compression trimmers that employ thin slips of mica, it is important that the dielectric is not chipped, bent or otherwise damaged. Replacing these insulating chips with another material (the ubiquitous polythene bag has possibilities!) may then require re-setting of the trimmers and padders to regain correct calibration and tracking.

Gordon J. King has discussed the techniques of alignment in Part 3 and at this point we need not pursue the matter.

## ★ AERIAL SECTION

As a final note, the aerial section of the average receiver consists nowadays of coils wound on a ferrite rod or slab, giving fairly broad tuning, their position on the rod providing a point of maximum gain. The danger points are always the lead-out wires. These are very fine, usually enamelled and perhaps covered as well. When they break it is often an advantage to repair at the coil end, taping the joint to the rod or coil former and allowing the strain to be taken by the new lead—not the original fine wire.

More will be said about this, and the types of switch and control component used in smaller sets when we discuss the repair and adjustment of portable receivers.

To be continued

# SINGLE SIGNAL RECEPTION

J. O'HARE

FOR maximum response from any receiver, all stages should be in tune, i.e.: r.f., i.f., and b.f.o. By the method described here this can be achieved easily and speedily for any desired frequency, involves only one movement—the main tuning dial—and ensures that each time the receiver is “spot on”. It is a method used by all professional radio operators throughout the world and is called “single signal reception”.

S.S.R. is a method of tuning a receiver by listening for a predetermined tone output. When at any time this predetermined tone is heard, it is immediately known that the receiver is “on tune” in every stage in the set. In the initial setting up of the receiver the b.f.o. is off-set by an amount equal to the required tone so that the signal received must be at intermediate frequency in the i.f. stages and hence receiving maximum response.

All too often one picks up a radio journal and reads an article on the subject which states something like. . . . “ . . . . and if the signal should drift, follow it down with the b.f.o. . . . .” or “. . . . search with the b.f.o. . . . .” This is wrong! The beat frequency oscillator is not a fine tuner. When your receiver is properly set up, the b.f.o. control should never be touched! If it is, you will be up-setting the output response curve, thus lowering the gain and therefore reducing signal strength of those already too weak and coveted DX stations.

## AUDIO FREQUENCY IMAGE

Enthusiasts fresh to radio and lacking experience, sometimes unknowingly tune their receiver to the audio image and attempt copy.

The difference between the resonant signal and the audio image in terms of readability and signal strength is a staggering amount and is only appreciated when one has learnt to discriminate between the two.

In technical terms the audio frequency image is a frequency 2kc/s off tune in the i.f. stages at intermediate frequency. Let us take an example. If we wish to tune our receiver to WWV on 10Mc/s and our i.f. is say 500kc/s, our b.f.o. should be 499kc/s. We have:—

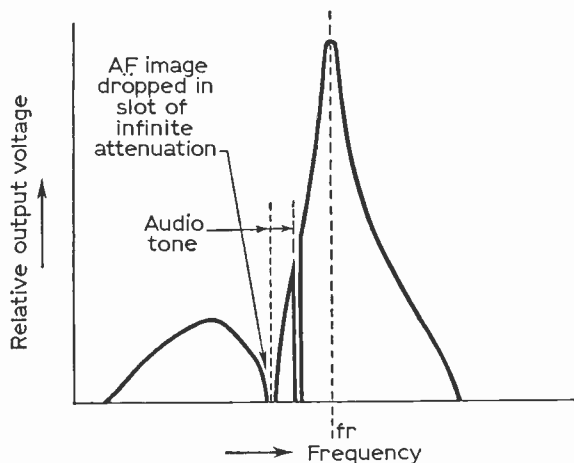
R.F.	L.O.	I.F.	B.F.O.	A.F.
10000kc/s	10500kc/s	500kc/s	499kc/s	1kc/s

Now if our receiver is tuned to 9998kc/s in mistake for 10000kc/s we have:—

R.F.	L.O.	I.F.	B.F.O.	A.F.
9998kc/s	10498kc/s	498kc/s	499kc/s	1kc/s

In other words we have a signal identical to the required one but 2kc/s off tune in the i.f. stages and not giving maximum response.

This effect is known as the audio image and can easily be demonstrated by taking the main tun-



ing dial through any c.w. signal past the zero beat and up through the other side with the crystal filter in circuit.

The advantages of single signal reception are speedy and accurate tuning. Also, no interfering signal can give you the exact same tone output as the required signal tuned to resonance, therefore the interfering signal has a weaker response and consequently a weaker gain.

## SETTING UP

Before you commence work the receiver should be set up initially as follows:—

(1) Switch receiver to its highest range and set main dial around say 25 to 30Mc/s with only background noise in the headphones.

(2) Switch to narrowest selectivity. This brings the crystal filter into circuit.

(3) Zero beat the b.f.o. with the noise in the i.f. stages. This will be noticed as a “hole” in the noise or a drop in intensity. The b.f.o. is now at intermediate frequency.

(4) Still in the narrow selectivity position switch the receiver to a lower range and with the main dial find and zero-beat any strong signal. The receiver is now at resonance in all stages.

(5) Now off-set the b.f.o. control to the required tone of your own choice.

(6) Using the main tuning dial go down through the dead-space and up the other side until the audio image is heard; this is a regional tone but weaker. If the receiver is fitted with a phasing control eliminate the a.f. image. A word here to the novice; in some receivers such as the HRO series, the phasing control is external. In practice it is also used to eliminate unwanted interfering stations 0.3 to 3kc/s above and below resonance.

Other receivers (such as the AR88 etc.) have the phasing control internal and it is preset by trimmer adjustment; this comes into circuit with the crystal filter at selectivity 4 (1.5kc/s). The audio image could be eliminated by having such good selectivity in the i.f. stages that it receives no response at all, but in practice this has not yet been realised.

The receiver is now set up for single signal reception providing the b.f.o. control and phasing control are *not*, repeat *not*, moved. ■

## West Kent Courses

Readers living in the West Kent area may be interested to hear of our radio and electronics courses. From September 1967 until July 1968 we shall be running full time radio and television servicing and electronics servicing courses to intermediate City and Guilds/ETEB Certificate level. Applications can be considered from prospective students residing outside Kent.

**M. D. Turner.** West Kent College,  
88 Grosvenor Road,  
Tunbridge Wells.

## 9 to 5 Ham

One of my pet grouches concerns amateur licences. During the course of my work I am fully competent to be trusted with the use of v.h.f. radio-telephone equipment with a range of up to 35 miles under favourable conditions. As a member of the AA, I could also enjoy the facilities of two-way radio—albeit at a fee.

Yet, as simple me has failed the RAE twice, I am denied the pleasure of ham radio. Where is the sense in it all? I only hope that my third attempt at the RAE may prove more successful. Meanwhile it looks as if I'm confined to v.h.f. 9 to 5!

**T. Hawker.** Southmead,  
Bristol.

## Unimportance of Transistors

Edwin King (P.W. April '67) seems to be having trouble with his transistors. I used to worry unduly once, but now I find the best way round this trouble is put in any old transistor, using sockets in the experimental set-ups, and gradually increase the voltage to the stage under development, whilst monitoring the current in the collector circuit. One can get quite a good idea of what's going on, and even save a semiconductor from destruction. There is, by the way, quite a good transistor equivalents book by R.C.A. It is not cheap, but it is very helpful.

In actual fact, it's really extraordinary how similar any given type of transistor (r.f. a.f. etc.) of one make is to its equivalent of another make; this sounds Irish, but I'm sure Edwin King will get my point. It's only when we soar into the v.h.f. and u.h.f. regions that we find we have to get the right transistor . . . or else.

I'd like to see a nice "one square Hertz" on my scope screen. Teenagers really would take me for a nut, if I said he was a square.

**Hugh Wagner.** Kuala Lumpur,  
Malaysia.

# NEWS AND..

## P.W. AND P.T.V. FILMSHOW 1967



The Chairman, Mr. W. N. Stevens, opened the meeting and introduced members of the P.T.V. and P.W. editorial team to the audience. He explained the problems of catering for a wide variety of interests and a wide range of technical levels among readers of both journals. He then introduced Mr. S. L. Johnson who spoke of the market research he is undertaking in order to provide the editor with facts and figures to add to the pool of knowledge as to reader requirements.

Mr. I. Nicholson then introduced the Mullard film "Electrons in Harness"—in essence a tour around the Mullard Research Laboratories outlining the programmes of development now being undertaken. After the film, and a break for refreshments, during which readers had an opportunity to meet fellow enthusiasts, Mr. Nicholson delivered a lecture on "Transistors in Television".

He outlined the advantages and disadvantages of the use of transistors in television circuitry, explaining that it was because of their greatly improved noise performance at u.h.f. that transistors first entered the television field, of necessity in the u.h.f. tuner. The four main stages in a transistorised TV receiver which had presented design problems, were the tuner, the video output stage, the line output stage and the power supply. Mr. Nicholson said that these difficulties had been presented because, until recently, they simply had not had suitable transistors to fulfil these requirements.

In conclusion, Mr. Nicholson said that there was little doubt that the use of transistors in colour television would move faster than in monochrome. The stages in a colour receiver from the decoder system right up to the colour difference (chrominance and luminance output stages would be transistorised also. He said that on average the colour set would utilise fifteen transistors in addition to the eleven or so in the tuners and i.f.'s. So, with monochrome sets having several diodes, eleven transistors and seven or eight valves, the colour sets would have rather more diodes, twenty-five transistors (instead of eleven) and probably ten valves (instead of seven or eight), so it should now be obvious to everybody that as far as television was concerned, transistors were definitely IN.

Picture shows Dennis Rookard from Radio New York Worldwide interviewing Mr. I. Nicholson (centre) and Mr. W. N. Stevens, the Editor.

# ...COMMENT

## HIGH PERFORMANCE 'SCOPE

The Solartron Electronic Group, Farnborough, Hampshire, has introduced a new high performance solid state portable oscilloscope. Called the CD 1642, it weighs only 22 lb. and has a screen area of 6 x 10cms. Operation can be from mains, external d.c. 12—30V or from an internal battery. UK selling price is £299.

## RADIO NEW YORK WORDWIDE BACK ON AIR!

After eight days of radio silence due to a fire which destroyed its transmitters, Radio New York Worldwide's international outlet, WNYW resumed operations on Monday, 17 April 1967 with broadcasts to Western Europe in the English language on 21.530, 17.845 and 15.440 Mc/s from 1800 to 2100 GMT daily.

With full-time operations now being planned for the near future, Radio New York Worldwide will operate on this provisional schedule until further notice.

**DXing Worldwide . . .** Radio New York Worldwide's special programme for the international listener interested in news as to what stations are being heard in his area, features dealing with the world of international radio, electronics and technical news can be heard at 2030 GMT on 21.530, 17.845 and 15.440.

## CARDIN DESIGNS A TRANSISTOR RADIO

Pierre Cardin, Paris fashion designer has set a new trend—in transistor radios! He has designed a new set—the Civic—made to be worn rather than carried.

The set was produced as a result of international co-operation between France as represented by Cardin; Civic, the British electrical retailing group and Mitsubishi, the 3,000,000,000 dollar a year Japanese manufacturing complex. The result is a pocket-sized m.w.7-transistor receiver weighing only 7oz. and measuring  $3\frac{3}{8} \times 1\frac{3}{4} \times 3\frac{3}{8}$  in. which should sell at about 6 guineas.

It is housed in a green case with gold trim and there is a space for personalising the set with the owner's initials. It has a small cord attached enabling it to be hung from a belt or a lapel.



## THE LATEST HEATHKIT CATALOGUE FROM DAYSTROM

Daystrom Ltd., Gloucester, announce their latest catalogue 87/2. The new models featured in it include the a.m./f.m. Stereo Tuner, model AFM-2 which matches the styling of the AA-22U amplifier, and the new American s.s.b. models consisting of the SB-101 Transceiver, SB-301 Receiver and SB-401 Transmitter. In addition the HW-12A and HW-32A restyled transceivers are featured. Copies of the catalogue are obtainable free, from Daystrom at the above address.

## Chance of Success

A kit is sold to amateurs on the basis that it will make a functional radio if parts are assembled with the necessary care. If parts are missing or if any component is defective or outside tolerances, the kit will not produce the object it was sold to the customer to make. Surely the reverse of *caveat emptor* applies here, for the amateur cannot be expected to test components. The position is different if any part of the construction has been attempted, for the goods will have been materially altered.

A kit I recently purchased contained small components which the supplier stated had been "batch tested" only. The standard reached in the tests was not disclosed, but using the conventional formula  $P=x^n$ , where P is the probability of making a defect-free set, x is the batch-test good proportion and n is the number of components in the set, then the following table is obtained:

% good components in batch-test sample	% probability of set being defect free
Over 99.9	Certainty
99.9	95.5
99.0	60
98.0	36
97.0	22
96.0	12
95.0	8
94.0	4.5

Below 94.0 No chance at all  
 $n=50$  in the table, since this is the minimum number of components in a transistor superhet radio set.

Who would buy a set with the assurance of only a 60% chance of success? What are the normal batch-test results like? A star system, like that for petrol, now that BS4040 is in use, should be employed. In this case, packets of components for kits would bear stars giving a grading for the range of the first per-cent of defectives found in batch tests. The 99 rating could be omitted completely!

Since the above grading system would be too fine for some kits, it clearly pays to examine the components before starting assembly and to query even one defect. The Sale of Goods 1893 Act is almost sure to be on the purchaser's side.  
**R. B. Anderton.** Blackheath, London, S.E.3.


## Topband Transceiver

With reference to my topband transceiver (P.W. March, 1967), I have found a vast improvement in speech quality by connecting a 33pF capacitor between the diode and the v.f.o. tuned circuit. The capacity of the diode by itself is not really sufficient.

**T. Simon.** St. Albans, Hertfordshire.

# in-line audio AGC unit

L. McNAMARA B.Sc.



## ★ components list

### Resistors:

R1 47k $\Omega$   
R2 10k $\Omega$   
R3 6.8k $\Omega$   
R4 2.2k $\Omega$   
R5 1k $\Omega$

### Capacitors:

C1 32 $\mu$ F, 6VW  
C2 32 $\mu$ F, 6VW  
C3 32 $\mu$ F, 6VW  
C4 250 $\mu$ F, 6VW

### Semiconductors:

Tr1 OC81D      Tr2 AC127      D1 OA79  
(or equivalents)

### Miscellaneous:

T1 4.5:1 miniature transistor interstage transformer; jack socket; switch; circuit board; etc.

READERS familiar with semiconductor radio circuits will know that the gain of an amplifier stage is dependent on the biasing of the various transistors. In the standard superhet circuit, the diode following the final i.f. transformer performs a dual function. When an amplitude modulated, high frequency signal enters it, the negative-going half of each cycle is blocked, while the positive-going half passes through, to develop a proportional voltage across the load. This is usually the volume control, see Fig. 1. The amplitude of this voltage at any moment corresponds to the audio signal modulating the distant transmitter, but there is also a d.c. component generated.

Since only positive-going half cycles are passed by the detecting diode, it follows that the time average of the voltage across the volume control will be a d.c. which is positive with respect to the earth line. (In this discussion, it is assumed that the usual p-n-p transistors and positive earth line are employed, as illustrated in Fig. 1.) This d.c. component as filtered out and smoothed by R2, C1 and C2 (cp. the smoothing circuit of the standard h.t. power supply) has a voltage dependent on the power of the r.f. signal received by the set. If, then, the potential divider supplying the bias to the first i.f. amplifying transistor is connected between the decoupled negative line and this smoothed positive d.c. source, rather than between the negative line and earth, it follows that when a more powerful signal is tuned in, the base will go more positive and the transistor will be biased nearer cut-off. The gain of that particular amplifier stage will therefore drop. This is the whole point of an a.g.c. circuit—to reduce the difference in the signal as delivered to the audio amplifier when stations of significantly different powers are received. Otherwise, if the set were made sufficiently sensitive to receive the weaker signals, it would be seriously overloaded, with resultant distortion, when tuned to a local transmitter.

The same problem arises with audio systems. If one tries to tape a discussion, it is usually necessary

to adjust the gain control each time a speaker nearer or further from the microphone wishes to come in. A similar problem arises with public address systems in halls. It is almost comparable to the operation of one of the earlier t.r.f. radio receivers, in which it was necessary to tune the band with one hand on the tuning knob and the other on a reaction or r.f. gain control! Prompted to some extent by a recent PRACTICAL WIRELESS article (H. W. Hellyer, July 1966), the author decided to investigate an add-on unit that would give existing p.a. systems or tape recorders an automatic gain control feature (now available on a few models.) For convenience, the unit should require no adjustment once built, otherwise it would confer no advantage over the normal manual gain control, but would simply receive the output from the microphone, apply the automatic amplitude limitation, and pass the resulting signal into the recorder or amplifier in the normal manner. It was also required that the quality of the reproduction would be, as far as possible, unimpaired, unlike the "clipper" type of limiter, which changes the shape of the input waveform, and, though satisfac-

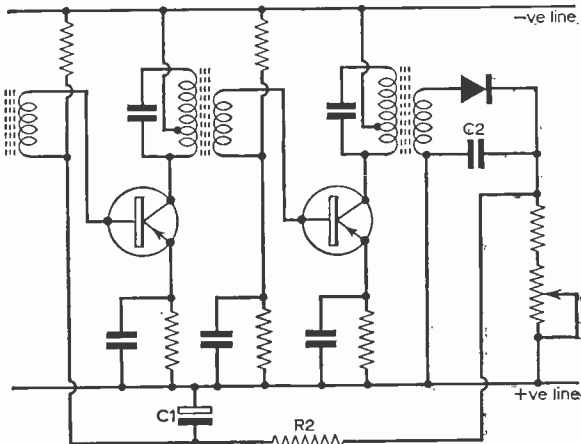




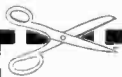
Fig. 1: Typical a.g.c. system found in transistor receivers.

# know the time the world over with the fantastic SEIKO world time WATCH



The World Time watch actually tells you at a glance the time not only here at home, but also in places like Tokyo, Sydney, Auckland, Honolulu, Los Angeles, Chicago, Karachi, Calcutta, Bangkok or Hong Kong.

An invaluable aid for the short wave enthusiast, this 17 jewel watch is made by SEIKO . . . which means guaranteed accuracy, superb finish and highest quality. Only SEIKO stop watches and sports timers were officially selected to time the Tokyo Olympics.



## USE THIS 100% MONEY-BACK GUARANTEE FORM

The price? £21 9s. 6d. for Practical Wireless readers, including post and packing and insurance. The World Time Watch is guaranteed for 12 months against any faults arising from defective material or manufacture and comes to you in an attractive presentation box. Your money will be refunded if you are not fully satisfied with this space-age watch.

Please send me a SEIKO WORLD TIME WATCH. My remittance for £21 9s. 6d. is enclosed and will be refunded if I am not completely satisfied.

MY NAME \_\_\_\_\_

ADDRESS \_\_\_\_\_

(W.1.)

Cheques and postal orders must be crossed and made payable to Watches Division, W.S.R. Limited, Dept. W.1, 30-32 Southampton Street, London, W.C.99. Cheques should have name and address on the reverse. This offer is available to U.K. readers only.

# Sitesold

## SOLDERING INSTRUMENTS

*With re-styled moulded nylon handles*

- SEVEN SIZES, FROM 10 WATTS TO 55 WATTS
- REPLACEABLE BITS, COPPER & PERMATIP
- EXCELLENT TEMPERATURE REGULATION
- COOL, UNBREAKABLE HANDLE
- RAPID HEATING
- SIMPLE SERVICING
- LOW COST
- ALL VOLTAGES

**BITLOOS** anti-seize compound really does prevent bits sticking. Available in 2-oz. tubes

## LIGHT SOLDERING DEVELOPMENTS LTD

28 Sydenham Road, Croydon, CR9 2LL  
Tel: 01 688 8589 · 4559



### ELECTROLYTIC CONDENSERS

-.25μF 3 volt	3-2μF 64 volt	16μF 16 volt	64μF 9 volt
1μF 10 volt	4μF 4 volt	16μF 30 volt	64μF 10 volt
1μF 15 volt	4μF 12 volt	16μF 150 volt	64μF 40 volt
1μF 40 volt	4μF 25 volt	20μF 3 volt	100μF 3 volt
1μF 50 volt	4μF 100 volt	20μF 6 volt	100μF 6 volt
1μF 350 volt	5μF 6 volt	20μF 9 volt	100μF 10 volt
1-25μF 16 volt	5μF 25 volt	20μF 15 volt	100μF 12 volt
2μF 3 volt	5μF 50 volt	25μF 6 volt	100μF 15 volt
2μF 9 volt	5μF 70 volt	25μF 12 volt	150μF 12 volt
2μF 10 volt	6μF 12 volt	25μF 25 volt	150μF 25 volt
2μF 15 volt	6μF 15 volt	25μF 30 volt	200μF 3 volt
2μF 70 volt	6-4μF 40 volt	30μF 6 volt	200μF 4 volt
2μF 150 volt	8μF 3 volt	30μF 10 volt	200μF 16 volt
2-5μF 16 volt	8μF 6 volt	30μF 15 volt	250μF 2-5 volt
2-5μF 25 volt	8μF 50 volt	32μF 1-5 volt	250μF 9 volt
3μF 3 volt	10μF 6 volt	32μF 25 volt	250μF 15 volt
3μF 12 volt	10μF 10 volt	40μF 3 volt	320μF 2-5 volt
3μF 25 volt	10μF 12 volt	40μF 6-4 volt	500μF 4 volt
3-2μF 6 volt	10μF 25 volt	50μF 6 volt	640μF 2-5 volt
3-2μF 6-4 volt	12-5μF 4 volt	50μF 9 volt	750μF 18 volt
3-2μF 40 volt	12-5μF 40 volt	64μF 2-5 volt	1000μF 6 volt

All at 1/- each 9/- per dozen. Mixed packet (our selection) 20 for 10/-, 200/100μF 275 volt; 200/200μF 275 volt; 125/300/50μF 275 volt 5/- each or 3 for 10/-.

### PAPER CONDENSERS

-001μF 500 volt	-02μF 600 A C	-25μF 350 volt
-001μF 1000 volt	-02μF 350 volt	-5μF 150 volt
-002μF 500 volt	-1μF 350 volt	-5μF 350 volt
-005μF 750 volt	-1μF 750 volt	-5μF 500 volt

All at 15/- per 100 or mixed packet (our selection) 50 for 10/-.

**VERY SPECIAL VALUE! SILVER MICA, POLYSTYRENE, CERAMIC CONDENSERS.** Very well assorted. Mixed types and values. 10/- per 100.

### RESISTORS

Very small 1/2 watt, 5% long leads, ideal for transistor work .. 10/- for 50  
 1/2 watt assorted values including printed circuit types .. 10/- for 100  
 1/2 watt to 3 watt mixed values and types .. 55/- for 1000  
 .. 10/- for 100  
 .. 55/- for 1000

To clear 10 meg. 1/4 watt resistors. £1 per 1,000. **WIRE-WOUND** 3 watt, 5 watt, 6d. each. 7 watt, 10 watt, 9d. each. Most values, 1Ω to 47kΩ.

### TRANSISTORS

AFZ12 screened V.H.F. oscillator transistors, 5/- each. OC44, OC45 R.F. Transistors, 2/6 each. OC81D, 2/6 each. OC71 equivalent 1/- each, £3 per 100. Switching Transistors ASY 22 (P.N.P.) or I.B.M. (N.P.N.) 6 for 10/-, Car radio type Output Transistors type NKT405 10/- each. Unmarked, untested transistors, 50 for 10/-, Light-sensitive transistors similar to OCP71, 2/- each.

### TELEVISION VALVES, BRAND NEW AND BOXED

PCF80 7/6	PCC84 6/6	PCL83 9/-
PCL84 7/6	EY86 6/-	PCL85 7/6
PL36 9/-	PCC89 9/-	ECC82 6/6
ECL80 6/6	PCL82 7/6	PY33 9/-
PL81 7/6	PY81 6/-	

**SILICON DIODES.** Make excellent detectors, also suitable for keying electronic organs. 1/- each or 20 for 10/-.

**BY100 TYPE TELEVISION H.T. RECTIFIERS.** SPECIAL PRICE 5/- each, 30/- doz. **ORP 12** light sensitive resistors 9/- each.

**TRANSISTOR BATTERY ELIMINATORS**—same size as PP9 30/-; PP6 20/-.

**BATTERY CHARGERS,** with meter and fuse. 4 amp. 6/12 volt 55/- each.

**SOLOMON MODEL 615 Slim Pencil-bit Soldering Irons** 25/- each.

**WELLER DUAL-HEAT SOLDERING GUN,** 57/6.

**NUTS, SCREWS AND WASHERS.** very useful assorted packs, 6/- each.

**WALKIE-TALKIES** (not for use in U.K.) £7.10 pair.

**SIGNAL INJECTOR.** Parts and circuit to make 10/- only.

**SIGNAL TRACER.** Parts and circuit to make 10/- only.

**MOTOR CAR REV. COUNTER** (less 1mA meter). Parts and circuit to make 10/- only.

**TRANSISTORS, COMPONENTS AND CIRCUIT.** To convert 1mA meter to 0 to 10 Meg. ohm meter 10/-.

**TRANSISTORISED RUMBLE AND SCRATCH FILTER** (for improving reproduction of old records) all components and circuit 30/-.

**SINCLAIR.** All products in stock including latest version of MICRO-6. World's smallest radio, and only 59/6.

**NEEDLES FOR RECORD PLAYERS.** HALF PRICES. All types below at 3/6 ea. TC8LP; GC2LP; GC8LP; BF40LP; GP67LP; GP37; GP59; TC8 Stereo LP; Studio OLP. **CARTRIDGES.** Sonotone Mono 10/-, Acos 15/-, Acos Stereo Sapphire 12/6, Diamond 17/6. All complete with needles!

**LAPEL MICROPHONES.** Magnetic or Crystal 10/- each.

**TAPE RECORDER MICROPHONES.** Fantastic value at 12/- each.

**ACOS MIC.** 45 30/-, Many other both crystal and dynamic in stock.

**THIN CONNECTING WIRE.** 10yds. 1/-; 100yds. 7/6; 500yds. 25/- post 4/6; 1,000yds. 40/- post 6/-.

**LOUDSPEAKERS.** 12in. Richard Allen 37/6. 12in. Bakers Guitar £5.5.0. 3in., 4in., 5in. and 5 x 3in. all at 10/- each. 8 x 2 1/2in. 12/6. 2in. 80 ohm 7/6.

**EARPIECES.** Magnetic or Crystal 5/- each.

**VEROBOARD**

2 1/2 x 5in. ... 3/11 Terminal Pins. ... 50 for 3/-  
 2 1/2 x 3 1/2in. ... 3/3 Spot Face Cutter ... 7/3  
 3 1/2 x 5in. ... 5/6 Pin Insert Tool ... 9/6  
 3 1/2 x 3 1/2in. ... 3/11 Special Offer. Cutter & 5 boards 2 1/2 x 1in. 9/9

**ORDERS BY POST TO**  
**G. F. MILWARD, 17 Peel Close, Drayton Bassett, Staffs.**

**PLEASE INCLUDE APPROPRIATE POSTAGE COSTS**  
 No enquiries without stamped addressed envelope

For customers in the Birmingham area, goods may be obtained from **Rock Exchanges, 231 Alum Rock Road, Birmingham 8.**



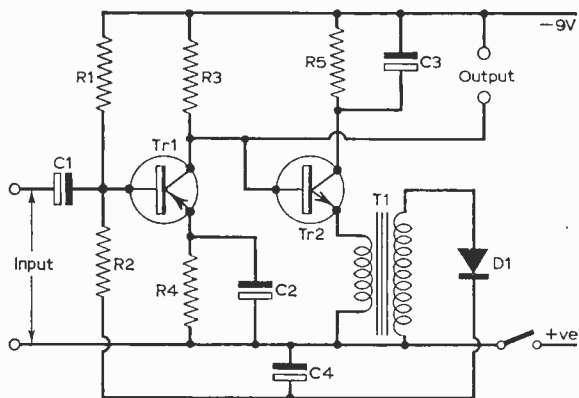
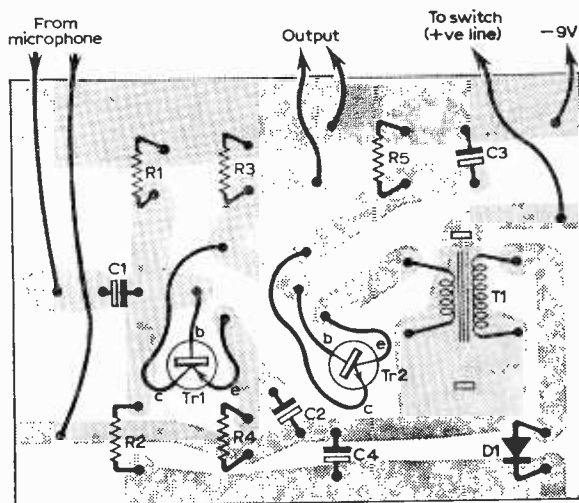


Fig. 2 (above): Circuit of the in-line audio a.g.c. unit.

Fig. 3 (right): Printed circuit board layout and component position information. Note: the polarity of C4 is correct.



factory for amateur transmitters, is obviously unacceptable where more than intelligible speech is wanted.

Figure 2 shows the circuit ultimately evolved, and a comparison with the radio type of a.g.c. circuit brings out its most important features. The first transistor, Tr1, is used as a normal common-emitter amplifier, if we ignore for the moment the variation in the bias supply. It develops an amplified output across R3, which is taken to the main amplifier. However, Tr1 and R3 also form the potential divider supplying the base bias of Tr2, as well as applying to it the amplified signal from Tr1. Tr2 is an n-p-n transistor, also operated in a common-emitter amplifying mode. The primary of the transformer T1 is the load in which the output of Tr2 appears. If the signal is regarded merely as an alternating current, it may be pointed out that in the secondary of T1 there will be an induced alternating voltage whose amplitude depends on that of the microphone output. D1 then simply converts this into a d.c. positive supply, just as in the case of the a.g.c. circuit discussed earlier. Its application to the bias circuit of Tr1 with the resulting effect on the gain of this transistor, is obvious.

The smoothing components, however, deserve closer attention. In the case of the radio receiver, the volume control is paralleled by a small capacitor. This component is insufficient to smooth the fluctuations across it completely, but serves merely to turn the series of half-cycles of i.f. passed by the diode into an even audio signal. C1, following later, smooths the d.c. component, to provide the bias supply to the i.f. amplifier. In the audio a.g.c. circuit, on the other hand, all signals are at the same frequency, and the problem is rather to design the circuit to average the signal over a sufficiently long time. The biasing resistors and C4 form a network

with a fixed time constant. Should this time constant be too short, transient peaks such as sudden crescendos in music, will be suppressed. However, if it is too long, the amplifier will be overloaded for a noticeable period before the automatic reduction in gain becomes effective. The values given in Fig. 2 were found satisfactory in practice, realistic presentation of musical passages is achieved, since the device does not eliminate those rapid variations in loudness which give music life, but rather adjusts over a period of some seconds to accommodate changes in the general volume level.

Before proceeding to describe the actual construction of the unit, it is necessary to point out that, as transistors used in the common-emitter mode have a much lower input impedance than valves, there will be a serious mismatch if a high-impedance crystal microphone, as supplied with many tape recorders, is employed, resulting in a great loss of sensitivity. This circuit is a satisfactory match only to magnetic microphones, and if the reader wishes to use a crystal microphone, it will be necessary to insert a matching transformer between the microphone and the a.g.c. unit or drive the unit through a common-collector (emitter-follower) preamp.

Figure 3 shows the pattern of the conductors on the etched circuit board used in the prototype, though the reader may have to modify it if he requires a preamp as mentioned earlier, or is forced to use a larger (or smaller!) transformer. Production of etched boards is an operation familiar to regular readers, involving the application of a protective layer of cellulose paint to those areas of the copper foil on the paxolin circuit board which are to be retained as conductors, after which the unwanted remainder is etched away by soaking for some hours in a concentrated solution of ferric chloride. The components are then mounted through

TABLE 1: TEST RESULTS OF THE AUTHOR'S PROTOTYPE

Input amplitude (mV)	0	4	6	8	10	12	14	16	18	20	40	60	80	100	120	140	160	
Output (volts)	..	0	.03	.06	.16	.22	.28	.34	.38	.41	.44	.53	.54	.54	.54	.54	.54	
A.G.C. (volts)	..	0	0	.04	.08	.14	.20	.27	.34	.41	.47	.77	.90	1.00	1.10	1.16	1.21	1.27

## SIMPLE STABILISED POWER SUPPLY

—continued from page 195

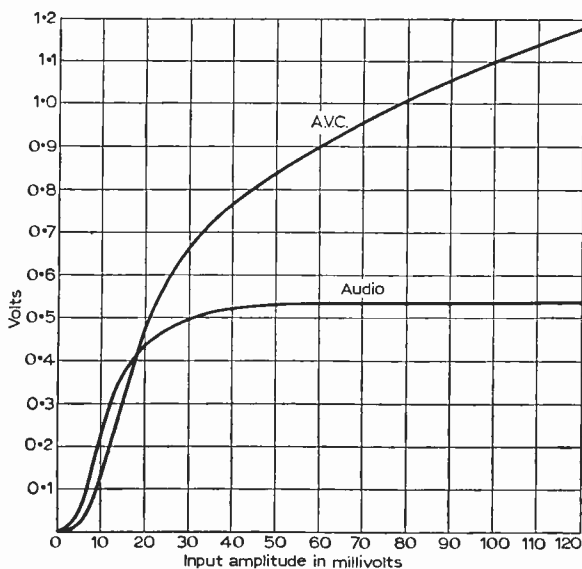


Fig. 4: From this graph it can be seen that inputs within the range 30 to 120mV give an almost constant output. holes drilled in the panel and their terminal wires soldered carefully to the conductors. Care must be taken with the polarity of the capacitors—that shown for C4 is not an error, remembering the explanation given of the operation of the rectifying diode D1.

The case used to contain the unit will depend on the application to which it is put, the materials available, etc., but for the reader's guidance the prototype is illustrated. A neat and professional appearance was achieved by building it, with its on/off switch, input jack socket, and battery (a PP4) into a plastic container supplied as a storage box for colour slides.

In operation, the unit is connected to the microphone and tape recorder, and switched on. The average recording level is set in the normal way using the gain control and observing the deflection of the meter or closing of the tuning indicator. From then on, the unit operates to maintain the amplitude of the recording signal at this level. The difference in the recording is easily observable, and not the least attractive feature is the degree of pre-amplification accorded.

The graph, shown in Fig. 4, is the result of a test-run on the prototype. A 400c/s audio tone was fed into the unit from an Advance type H1 calibrated audio signal generator, and for each setting of the input level, the r.m.s. value of the output voltage and the a.c. line d.c. voltage were read on a Heathkit model V7A valve voltmeter. The actual results are given in Table 1. For the determination of the a.c. voltage developed, the meter was set at zero for quiescent conditions, so that the occurrence of the small negative voltage across the diode is not indicated in the table. The graph indicates that, with inputs of between 6 and 18mV from a 600Ω source the output has a linear relation to the input, but for higher inputs, the output amplitude tends towards a constant value. The a.c. voltage, on the other hand, continues to rise, levelling off only with inputs of the order of 200mV. The fact that, over a wide range of input levels, the gain of the unit falls off with increasing amplitude, is obvious. ■

Higher current demands will require a new transformer having the requisite current capacity. Also, the series regulator valve will need attention, and here the simplest course is to add further valves in parallel with the existing valve, as in Fig. 6. The series valves are connected effectively in parallel, separated only by additional anode, screen and grid stoppers. As the *gm* of the valves are additive, the additional gain is very high and instability has to be guarded against. The use of stoppers wired hard up against their respective valve tags, and the avoidance of long straggling leads should prove satisfactory.

### Different Outputs


Output voltages that differ from the prototype will require a suitable transformer and, possibly, a change in the values of R9 and R10, bearing in mind the remarks made earlier about the deterioration in the stability if R9 and R10 are incorrectly selected. In order to increase the output voltage, R9 will have to be decreased in value, allowing V3 grid to be made more positive with respect to its cathode. A decrease in terminal voltage will require a reduction in the value of R10, allowing the grid of V3 to be made more negative than its cathode.

### Conclusion

In conclusion a few words about the series regulator valve, V2. Almost any high power valve can be used in this position. A 6L6 valve was used in the prototype because it was to hand. Direct equivalents are the Osram KT66 and the Mullard EL35. An EL34 can also be plugged straight in, but requires pin one, which is its suppressor grid, to be connected to its cathode, pin 8. Pin 1 on the 6L6, KT66, EL35, is not connected to any electrode. Pin 6 on these valves has been omitted and has been used as a tie point for R3. With a change of base to UX5 the 807 can be used but, as it has a top cap anode, an anode suppressor having a value of 22Ω must be regarded as essential. In order to be effective, it must be soldered as close to the connector as possible. Among the B9A based valves, the line output valve EL81, would make an excellent choice. This too has a top cap anode and requires an anode stopper of about 22Ω. A single 6L6, EL34 or 807, could be replaced by a number of B9A based EL84's or N709's but, as this valve already has a high *gm* the risk of instability is very much greater if more than three or four valves are paralleled. Stoppers must be fitted in every anode, screen and grid, and the anode and grid wiring kept well apart. As far as the rectifier is concerned, ensure that its voltage and current ratings are adequate and that it has a heater that can be run off the same winding that feeds the series regulator valve.

It is difficult to arrive at an accurate estimate of probable cost since much depends on the individual's spares box and on what he can beg or exchange. Assuming that surplus valves, purchased from a reputable dealer, are used with new components, the total cost should not exceed £7. ■

# CODAR — QUALITY



## THE CR.70A COMMUNICATION RECEIVER.

This completely new receiver sets a new high standard for performance and finish unequalled at the price, and is a worthy addition to the outstanding range of CODAR quality communication equipment. Frequency range: 560 Kc/s-30 Mc/s (540-10 metres) in four ranges: 560 Kc/s-1.5 Mc/s; 1.5 Mc/s-4.2 Mc/s; 4.2 Mc/s-11.5 Mc/s; 11.5 Mc/s-30 Mc/s. Slide rule scales for each band calibrated in frequencies plus an additional logging scale in degrees. Two speed vernier tuning control with reverse slow tuning action. Unique aerial input stage exclusive to the CR.70A employing High 'Q' Air-spaced COILAR-COIL. Inductor giving extremely high gain with low noise level. Panel aerial trimmer for peaking weak signals. Double tuned I.F. Iron cored transformers. 470 Kc/s with EF183 frame grid valve for maximum gain and selectivity. 5 valves (including two twin triodes) giving 7 valve line-up. Separate B.F.O. stage for CW and SSB reception. Calibrated signal strength 'S' meter. Illuminated. Automatic Volume control. Panel phone jack for 'private' listening. 2-3 ohm output for external speaker. (Matching unit optional extra.) Superb styling, metal cabinet in the new Organasol Satin lustre finish. Size: 13" x 5 1/2" x 7 1/2". For A.C. 200-250v. Ready built. Not a Kit at the fantastic low price of £19.10.0. Carr. 7/6.

**CODAR R.F. PRE-SELECTOR MODEL P.R.30.** Considerably improves the performance of any superhet receiver over 1.5-30 Mc/s. Uses EF183 Frame Grid Valve, and provides up to 20dB gain plus substantial image rejection, improved signal/noise ratio and selectivity. Selector switch for either dipole or single wire antenna. Power requirements 180-250 volts 12mA H.T. 6.3 volts. 3 amp L.T. Size 8 1/2 x 5 x 4 1/2 in. Ready built, complete with cables, plugs and instructions, £5.10.0. Carr. 4/6 **MODEL P.R.30X.** Self powered model for 200-250v. A.C. Also provides 25mA at 200v. H.T. and 6.3v. 1 amp L.T. for other accessories £7.4.0. Carr. 4/6.

**CODAR "Q" MULTIPLIER MODEL R.Q.10.** For use with any superhet receiver with an I.F. between 450 and 470 Kc/s. Provides considerable increase in selectivity for either peaking or rejecting a signal on AM, CW, or SSB, BFO. Size 8 1/2 x 5 x 4 1/2 in. Power requirements 180-250v. H.T. at 5mA 6.3v. 3 amp L.T. Ready built complete with cables, plugs and instructions, £8.15.0. Carr. 4/6 **MODEL R.Q.10X.** Self powered version for 200-250v. A.C. and also provides 25mA at 200v. H.T. and 6.3v. 1 amp L.T. for other accessories £8.8.0. Carriage 4/6.

**CODAR A.T.5. 12 WATT 2 BAND TRANSMITTER.** The newest most compact transmitter for fixed or mobile use on 160-80 metres. "The tiny TX with the BIG voice". Size only 8 1/2 x 5 x 4 1/2 in. (Base area is less than two-thirds of this page!) High stability new type calibrated VFO. 1.5-2.0 Mc/s and 3.5-3.8 Mc/s (up to 4 Mc/s export). Air-spaced CODAR COIL Pi-net output. P.A. Plate current meter plus neon indicator. Plate-Screen modulator. AM/CW switch and Panel key jack. Plug changeover for 6 or 12 volts heater supply. Ready built £16.10.0. Carr. 4/6. **A.T.5 POWER SUPPLY UNITS.** For 200-250v. A.C. and 12v. Solid state for Mobile use, complete with all Transmitter/Receive changeover switching available.

**CODAR-KIT CR.45K MAINS T.R.F. SHORT-WAVE RECEIVER.** World wide reception—North and South America, Russia, India, Australia, Far East. Amateurs, Shipping, etc. ★ Separate electrical bandspread. ★ 3 slow motion vernier drives. ★ Low loss polystyrene plug-in coils, factory aligned. ★ Dials calibrated in frequencies and degrees. ★ Power output 3 watts for 2/3 ohm speaker. ★ Valve line-up: ECC81, EL84, EZ80. Size 12 x 5 1/2 x 7 1/2 in. **CODAR-KIT CR.45K** complete with valves, 3 coils (10-28, 25-75, 50-176 metres) and 11 page instruction manual. £9.10.0. Carr. 6/-. Extra coils 5/- each. Instruction manual only 4/- (credited on order). (Can also be supplied ready built—price on request).

**CODAR-KIT MINI-CLIPPER—OUR FAMOUS SHORT-WAVE RECEIVER** ★ Can be built in one evening ready to switch on and bring the World to your fingertips at very low cost. ★ Supplied complete with valve, one coil 25-75 metres and 4-page instruction manual. PRICE 39/6. Carr. 3/-. Extra coils 5/- each. Instruction manual only 2/- (credited on order). Electrical bandspread available. Provision to add 2 transistor amplifier, available separately.

*We must apologise to customers for the delivery delay on some products due to the exceptional number of orders being received and the acquisition of further new factory premises.*

*We are doing our best to clear outstanding orders as quickly as possible.*

Send 6d. in stamps for illustrated leaflets of the Codar range

• H.P. terms available

• World-wide Mail Order Service



**CODAR RADIO COMPANY**  
BANK HOUSE, SOUTHWICK SQUARE  
SOUTHWICK, SUSSEX. Tel. 3149

Canada: Codar Radio of Canada, Tweed, Ontario

# BARGAIN OPPORTUNITIES



**LARGE STOCKS** of transistors, transistor components, coils, switches, valves, speakers, etc. always available at keenest competitive prices. See latest T.R.S. lists.

**TYGAN FRET** or Vynair speaker fabric, 12 x 12in. 2/-; 12 x 18in. 3/-; 12 x 24in. 4/-, etc.

**BONDAOOST** Speaker Cabinet Acoustic Wadding, approx. 1in. thick, 18in. wide, any length cut, 2/3 ft. 6/- yd.

**EXPANDED ANODIZED METAL.** Attractive gilt finish  $\frac{1}{2}$  x  $\frac{1}{4}$ in. diamond mesh 4/8 sq. ft. Multiples of 6in. cut. Max. size 4 x 3ft. 4/76 plus cart.

**VEROBOARD**—All standard sizes including 2 $\frac{1}{2}$ in. x 5in. 3/8; 2 $\frac{1}{2}$ in. x 3 $\frac{1}{2}$ in. 3/-; 3 $\frac{1}{2}$  x 5in. 5/2; 3 $\frac{1}{2}$  x 3 $\frac{1}{2}$ in. 3/8; 2 $\frac{1}{2}$  x 17in. 12/6. All accessories and tools in stock.

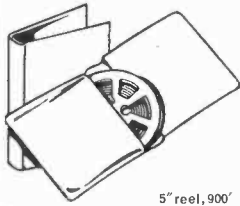
**VOLUME CONTROLS**—5K-2 Meg. ohms. 3in. spindles. Morganite Midget Type 1 $\frac{1}{2}$ in. diam. Guar. 1 year. LOG or LLN. ratios less Sw. 3/8. DP. Sw. 5/-. Twin Stereo less Sw. 7/8. 100K to 2M ohms with DP Sw. 9/8.

**STEREO BALANCE CONTROL.** Log/ Anti-log 5K,  $\frac{1}{2}$  meg, 1 meg, 2 meg. 9/-.

## OUR MAY LIST

is brimful of bargains and hard-to-find components. Send 3d stamp for free copy.

## EXCLUSIVE T.R.S. TAPE OFFER FREE LIBRARY WALLET WITH EVERY REEL



With each reel of this tape by an internationally famous manufacturer we give you a beautifully made wallet strongly made in simulated leather with space for a reel of tape each side. This is professional quality full frequency tape with metallised leader/stop foils. These library wallets solve once and for all the problems of storing tapes efficiently and tidily.

7" reel 1800' with wallet. **22/6**  
5" reel, 900' with wallet. **12/6**  
5 $\frac{1}{2}$ " reel, 1200' with wallet. **17/6**  
EMPTY TAPE REELS  
7" 2/3 5" 2'- 5" 2'- 3" 1/3 (p/p 6d. per reel)

**RESISTORS**—Modern ratings, full range 10 ohms to 10 megohms. 10%  $\frac{1}{2}$  w. 4d, each. 1 w. 6d. each. 5% HI-Stub.  $\frac{1}{2}$  w. 5d. each.  $\frac{1}{2}$  w. 6d. each (10 $\Omega$ -1 meg.): 1-2 meg-10 meg. 10%  $\frac{1}{2}$  w. 5d. each.  $\frac{1}{2}$  w. 6d. each. 1% High-stab.  $\frac{1}{2}$  w. 1/6 each (below 100 ohms 2/- each).

**WIREWOUND RESISTORS.** 25 ohms to 10 K. 5 w. 1/6; 10 w. 1/9; 15 w. 2/-. Pre-set skeleton pots. various values 2/- each.

**CONDENSERS.** Silver Mica. All values 2 pF to 1,000 pF. 6d. each. Ditto ceramics. 9d. Tub. 450 v. T.C.C., etc. 001mFd to 0-1mFd 350 v. 10d. .02 mF to 0-1 mF, 500 v. 1/- .25 T.C.C. 1/6. 5 T.C.C. 1/9. **CLOSE TOL. S/MICAS.** 10% 5 pF-500 pF 9d. 600-5,000 pF 1/- .1% 2 pF-100 pF 11d. 100-250 pF 1/2; 270-800 pF 1/4; 800-5,000 pF 2/-.

**ALUMIN. CHASSIS.** 18 g. Plain undrilled, folded 4 sides, 2in. deep 6 x 4in. 4/6; 8 x 6in. 5/9; 10 x 7in. 6/9; 12 x 6in. 7/6; 12 x 8in. 8/-, etc.

WE ARE APPOINTED STOCKISTS  
FOR ALL SINCLAIR AND PEAK  
SOUND PRODUCTS

Please send S.A.E. with all enquiries

## TAPE AMPLIFIER

WITH 4 VALVES, FRONT PANEL, WIRED & TESTED **£6.5.0**

**OUTSTANDING T.R.S. VALUE**—Absolutely complete, mains powered amplifier for B.S.R. T.D.2 Deck. Supplied wired and tested. Facilities include mike/radio/1' U. inputs, playback switching, superimpose, magic eye, tone and volume controls, 3 $\Omega$  outlet and monitoring. With front panel and knobs. **£6.5.0.** (P. & P. 7/6)

Contemporary styled 2-tone cabinet **39/6** (P. & P. 7/6.)  
to take above. Size 14 x 13 $\frac{1}{2}$  x 7 $\frac{1}{2}$ in.  
Detachable lid.

## T.R.S. MULLARD STEREO 10-10

Valve amplifier by T.R.S. to exact Mullard spec. Complete with pre-amp and o/p transformers tapped for 8 and 15  $\Omega$ . Bass, treble, volume, balance controls. Outlet for H.T. and L.T. for tuner. Switching for mono. stereo and speaker phasing. Shrouded pre-amp. Complete with plugs, sockets, escutcheon, knobs, etc.

**£17.10.0** At present supplied wired and tested, £19.10.0 (C/P 10/-). Kit version available very shortly.  
(C/P 10/-)

## 7 VALVE AM/FM RG CHASSIS


A superbly powerful high performance instrument for the keenest enthusiasts. Provides tuning on long, medium and F.M. wavebands, 3 wave-band L/M/FM Permeability tuning on F.M. Large clear dia. A.V.C., good neg. feedback. Magic eye. 3 w. output. A.C. 200/250v. Circuit diagrams available. Aligned, tested and ready for use (Carr. and ins. **£13.19.6** 7/6). S.A.E. brings full details.

# TRS RADIO COMPONENT SPECIALISTS

Established 1946

70 BRIGSTOCK ROAD, THORNTON HEATH, SURREY

Tel.: THO 2188. Hours 9 a.m.—6 p.m. 1 p.m. Wednesdays  
A few doors from Thornton Heath Stn. (S.R. Victoria section.)



# YOURS FREE FOR 7 DAYS

The New 'Picture - Book' way of learning

# BASIC

**ELECTRICITY (5 Vols)**  
**ELECTRONICS (6 Vols)**  
**ELECTRONIC CIRCUITS (2 Vols)**  
**INDUSTRIAL ELECTRICITY (2 Vols)**  
**SYNCHROS & SERVOMECHANISMS (2 Vols)**

You'll find it easy to learn with this outstandingly successful new pictorial method—the essential facts are explained in the simplest language, one at a time; and each is illustrated by an accurate cartoon-type drawing.

The books are based on the latest research into simplified learning techniques. This has proved that the Pictorial Approach to learning is the quickest and soundest way of gaining mastery over these subjects.

## SPECIAL ANNOUNCEMENT

—NOW READY—  
**BASIC TELEVISION Pt. 1.**

Price 22/- inc. postage.

Complete in two parts, publication date of Pt. 2 to be announced later. Available, on 7 days free trial, see coupon.

TO SELRAY BOOK CO.  
60 HAYES HILL, HAYES, BROMLEY, KENT

Please send me Without Obligation to Purchase, one of the above sets on 7 Days Free Trial. I will either return set, carriage paid, in good condition within 7 days or send the following amounts. Basic Electricity 70/- Cash Price or Down Payment of 15/- followed by 4 fortnightly payments of 15/- each. Basic Electronics 82/- Cash Price or Down Payment of 15/- followed by 5 fortnightly payments of 15/- each. This offer applies to UNITED KINGDOM ONLY. Overseas customers cash with order. Tick set required (only ONE set allowed on free trial).

BASIC ELECTRICITY 70/-  BASIC ELECTRONICS 82/-   
BASIC ELECTRONIC CIRCUITS 40/-   
BASIC INDUSTRIAL ELECTRICITY 40/-  All prices include postage  
BASIC SYNCHROS & SERVOMECHANISMS 38/-   
BASIC TELEVISION PART 1 22/-

Signature ..... (If under 21, signature of parent or guardian)

NAME ..... BLOCK LETTERS BELOW

FULL POSTAL ADDRESS .....

**POST NOW FOR THIS OFFER!**

Come now  
— fair play

# practically wireless

commentary by **HENRY**

**W**EARING one of his other hats, Henry is required on occasion to answer readers' queries. And what a mixed bunch of perplexing posers these turn out to be.

"I have a Super-Fi special with Squared-Plus Output Wide Range Speakers", says one trusting innocent, who has read too many advertisements. How do I add a stereo decoder?"

How indeed? One could be brutally honest and tell him to scrap the whole arrangement and start again from scratch—but that might lead to the kind of recriminations that end in solicitor's letters from the managing director of Super-Fi Incorporated. One could waste editorial paper in relating the various theoretical dictas on the subject: one could write a minor treatise on stereo—but to what effect? All our innocent wants is a plain direction . . . *connect A to B and X to Y and tune over the band till the bleeps reach a null* . . . To be absolutely blunt, one could refer him to the down-to-earth articles that Gordon King, to name but one, has published in these pages. But our fourpenny stamp would just be wasted.



Come out from behind that manual,  
Joe!

My heart bleeds for the chap who cries that he cannot get his kit to work. Henry's views on kits have already been aired, yet it must again be said that "you gets what you pays for." Some kit suppliers bend over backwards to help the constructor. Having seen their enquiries department in action, this contributor wonders how they ever make a profit. Others are not so accommodating.

This bloke wants to connect a microphone via a mile or two of cheap flex to a high impedance input. That one says he has "low output" on a set whose hazy description would suit practically anything in the catalogue. The next letter gives masses of details about valve voltages, but makes no mention of what constructive tests are being made—we hope that the writer is taking note of the current series of articles on servicing.

Would it be cheeky to hope that some of the servicemen among our readers are also taking note? Yes, you, Joe. Come out from behind that over-sized service manual where you hide your copy of PW, and none of that: "Well, we've got to see what the opposition is getting up to."

Now and again we get the plaintive query from Joe and his mates: "Where can I get a hum-pot for a Sunfire X5?" or can you tell us the present address of Messrs. Fly-by-night, he may ask in desperation. Even using letter-headed notepaper, or, more likely, the firm's order form. He could get the information from his public library in many cases, but after all that's what we are paid for, he thinks. Pause for hollow laughter — if Henry worked out the time per letter in research, cross-correspondence, paper, envelopes and stamps to the odd readers who forget to enclose them, plus airmail to the international readers who do not



Cry on our corporate shoulder

know how to repay us for our kindness, etc . . . the ultimate cost would work out to something quite formidable.

Then why do it? Why be an Aunt Ada? In moments of depression Henry may echo, "Why, indeed". But, truly, the rewards are great. In chasing for information up one alley, the enquiring mind turns up all sorts of interesting signposts to other alleys. Many an article has germinated from the seed planted by a reader's letter.

One point should be stressed. This letter-answering is spare-time work. Henry is only a small cog in a geared-up team of specialists. Each is a practising engineer. Each probably has more than enough to keep him busy with his daily round. The correspondence tends to mount till one tackles it in an excess of guilt on a convenient wet Sunday. Hence the occasional delay. Forgive us our trespasses, Dear Reader; curse us if you like, cry on our corporate shoulder—here, borrow my hanky—ask the impossible, describe the improbable, give voice to the unprintable, but write.

After all, it's the only proof we have that you are reading us!

Sincerely,

Henry, in another hat.

# 70cm preamp

by

J. L. OLIVER, G8ANJ

MANY users of the v.h.f. and u.h.f. bands are not satisfied with the equipment they operate, and have at some time or other thought about adding a preamplifier to boost gain. The author of this article has had several previous attempts at building preamps with little success. In fact, they tended to make matters worse instead of better. It is not, however, the case for the one described in this article. The number of QSOs have literally doubled since it was introduced. Stations that were R3, S5 are now coming in R5, S8—9.

## DESIGN CONSIDERATIONS

In developing the final circuit a number of design considerations were taken into account. Noise was the most important factor. The author not being prepared to accept anything falling below commercially made wide-band amplifiers. Bandwidth did not create too much of a problem, for the 70cm band is quite narrow (extending from 432 to 434Mc/s). However, the author feels the preamplifier should be adaptable to be used on other bands, especially BBC-2. To this end, coil details for the London BBC-2 transmissions are included in Table 1 along with data for the 2 metre band.

The idea of using valves was rejected for they consume rather a lot of power and their noise figures are no better than (if comparable to) semiconductor devices. Also it makes things tricky should the preamplifier want to be used in mobile applications. Field effect transistors were considered, but their price tags still put them out of reach of most amateurs. When they come down in price, they will certainly be worth considering. So back to the transistor. Several were looked at before the AF239 was chosen: a compromise of price and noise figures. Alternative transistors that will work in the circuit are the AF139 and GM0290. The former is not quite so "hot" as the suggested device and the

latter might need some bias adjustment for optimum performance.

A circuit diagram of the preamplifier is shown in Fig. 1. As it can be seen from the diagram, the circuit is conventional, using a common-base configuration. This was adopted to avoid the problems of neutralisation. In the author's opinion, the noise figure is fractionally better using this method—although it may well be at the expense of a little gain.

## CONSTRUCTION

The sealed chassis can be fabricated in brass or copper, or can be built into a discarded tin: the author used an old tobacco tin. Aluminium is not suitable for it is almost impossible to solder directly to it.

Once all the holes have been drilled in the chassis (see Figs. 2 and 3), the screen should be soldered into position. The screen can be cut from a small piece of tinfoil, brass or copper (even an old piece of printed circuit board will suffice). Care must be taken to leave enough room for the transistor, which lies beneath the screen. The emitter and screen leads of the transistor should go to the input side and the collector and base leads to the output side of the chassis screen.

The next components to be fitted should be the trimmers, feed-throughs and the coaxial sockets. The trimmers may be 1—10pF or 1—5pF for 70cm; provided the range 1—4pF is covered.

The coils can be made by winding 1½ turns of 18 s.w.g. around a ¼-in. diameter mandrel: leaving ¼ in. at the ends for mounting. Silver plated wire can be used, but the improvement is only marginal.

Component interconnections should be kept as short as possible, using only the component leads for the connections. Any positive-earth supply between 9 and 12V d.c. (5mA) will suffice.

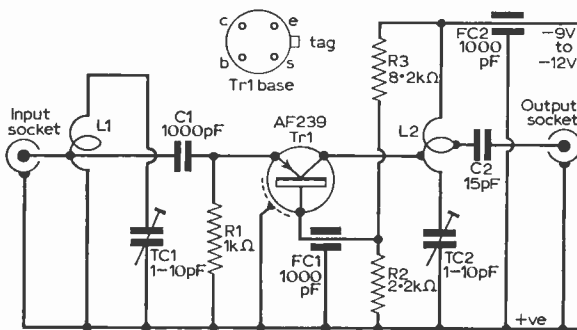
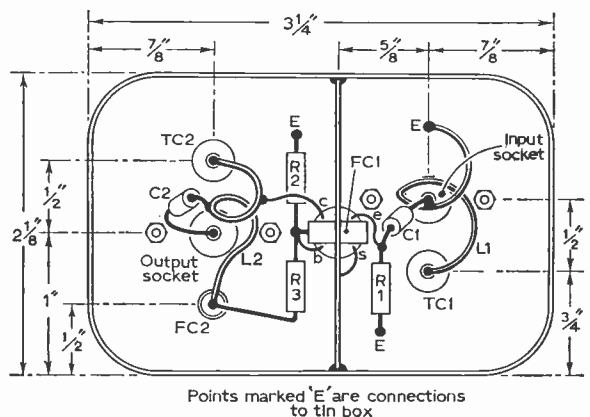


Fig. 1: Circuit diagram of the 70cm preamplifier. An alternative for the AF239 is the AF139.

Fig. 2 (right): Underside view of the preamplifier.



Points marked 'E' are connections to tin box

RADIO AND  
TELEVISION  
SERVICING

1966-1967  
MODELS

# Now Ready!

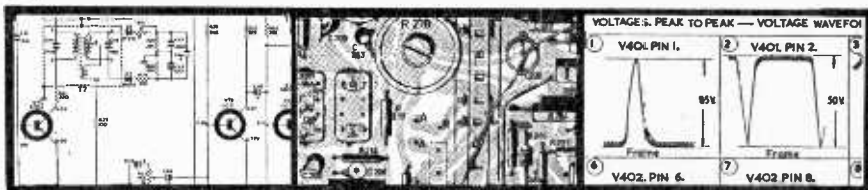
## NEW 1967 EDITION OF Radio & TV Servicing

Up-to-the-minute repair data for 1966-1967 popular Televisions,  
Radios, Radiograms, Car Radios and Record reproducers

You can't afford to be without this goldmine of money-spinning data for Radio and TV Repair. It's packed with the Circuits, Diagrams, Alignment data and Repair hints you must have for the 1966-67 popular TVs and Radios. PLUS the very latest facts on COLOUR TV. All this in one essential 496-page volume that will more than repay its low cost on one repair job alone. Prove this for yourself. Send no money now—simply post the coupon below and this time-saving volume is yours to use for seven days WITHOUT OBLIGATION TO BUY. It's a great money-maker!

### Vital Repair hints, Circuits and Data for all these makes

Alba - Baird - Bush - Cossor - Dansette - Decca - Defiant - Dynatron - Ekco  
Ferguson - Ferranti - Fidelity - G.E.C. - Grundig - H.M.V. - Kolster-Brandes  
Marconiphone - Masteradio - Murphy - National - Pam - Perdio - Philips  
Pye - R.G.D. - Regentone - Roberts' Radio - Sanyo - Sharp - Standard - S.T.C.  
Stella - Thorn - Ultra.



### Big 32-page section of advance data on COLOUR TELEVISION (PAL SYSTEM)

Compiled by W. A. Montgomery, B.Sc. Head of Advanced Development Group, Consumer Products Division, S.T.C. This new, illustrated feature explains the basic encoding and decoding processes which will be in use shortly.

496 Pages  
Nearly 270 Circuits

Over 290 printed panel diagrams, layout diagrams and waveform graphs. Strong maroon binding with gold lettering to match the volumes previously published in this famous series. A continuing service which keeps your library bang-up-to-date.

Now includes  
**COLOUR  
TELEVISION**

## IT'S YOURS ON 7 DAYS FREE TRIAL

Buckingham Press Ltd., Headington Hill Hall, Oxford

Without obligation to buy, please send—

RADIO & TV SERVICING  
1966/67 Models

5/- dep. 10/- monthly for  
8 months, paying subscription  
price of 85/-, Cash price in 8  
days 80/-.

RADIO & TV SERVICING  
1965/66 Models

5/- deposit, 10/- monthly for  
8 months, paying subscription  
price of 85/-, Cash price in 8  
days 80/-.

Tick (✓) your choice above.

If both titles kept 10/- deposit, then 10/- monthly for 16 months paying £8. 10s. in all. Cash in 8 days £8.

If you accept this application I will either send deposit in 8 days, then the monthly payments—or cash price(s) in 8 days—or return the books.

If under 21 your father must fill in coupon.

Full Name ..... (BLOCK LETTERS) (Mr., Mrs., Miss)

Address ..... Tick ✓ where applicable

..... The address on left is—

..... My Property

..... Rented unfurnished

..... Parents' Home

..... Furnished Accom.

Signature ..... Temporary Address

R67/R66/2982


You can also see on Free Trial  
RADIO & TV SERVICING  
(1965-66 Models)

If you missed seeing the 1966 edition of Radio & TV Servicing take advantage of this offer. There are only a limited number of these big 496-page volumes available. When stocks are exhausted there can be no reprint.

Full Servicing Data for nearly 390 POPULAR MODELS. Over 600 Circuits, Layout Diagrams, Drawings and Tables. Hard wearing rich maroon Binding with gold lettering. To see this volume on Free Examination tick (✓) coupon on left.



**4 TRANSISTOR MW/SW TUNER UNIT**



Covers MW530-12 Mc/s. Completely built ready for connection with any transistor audio amplifier. Vernier type tuning for precise reception. Complete with instructions. Size 6 1/4 x 3 1/16 x 2 1/16 in.

**OUTSTANDING BARGAIN AT £4.50**



**10 WATT HORN TWEETER**

Brings true hi-fi reproduction to your system. Freq. response 1,500 to 15,000 cps. Crossover 3,000 cps. Sensitive 104db/W. Impedance 16 ohm. Buy now while stocks last.

**22/6**

Crossover Networks. CN.23—3 ohm. 2 way 14/8; CN.216—16 ohm 2 way.

**14/6**

**EAGLE WIRELESS MICROPHONES**



WM909 (as illustrated) Pocket FM Wireless transmitter complete with tie-pin microphone. Transmits clearly up to 100 yds. and is fully tunable over the entire FM band. Simply used with an FM radio or tuner.

**£9.90**

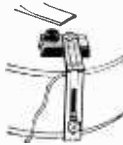
Also available WM908 Professional stick type FM Wireless Microphone.

**£12.100**

These cannot be operated in U.K.

**RELDA RADIO LTD**

(Dept. P.W.19) 87 Tottenham Court Road, London, W.1.



**GUITAR PICK-UP**

A compact model especially designed for Guitars and other string instruments. Universal clasp ensures quick and easy mounting, built-in volume control on pick-up. High output, crystal cartridge delivers clear High Fi tone. Complete with leads, 45/- plugs, and instructions.



**WIDE RANGE PENCIL TYPE DYNAMIC MICROPHONE**

Half the conventional size yet gives amazing performance. Impedance 50 K ohm. Output—52 db. Response 40-13,500 cps.

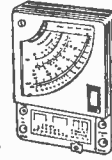
With cable, base and stand adaptor. **49/6**

**11-PIECE CHASSIS PUNCH SET**



Top grade machined steel. Contains 1/8", 3/16", 1/4" and 1/2" punches, complete with gripper and accessories **59/6**

**10,000 O.P.V. MULTI-METER**



Extra large, easy to read meter of 10,000 O.P.V. on A.C. and D.C. With test leads, batteries and manual. Ranges: D.C. Volts: 5, 25, 100, 500, 1,000 (10,000 O.P.V.). A.C. Volts: 5, 25, 100, 500, 1,000 (10,000 O.P.V.). D.C. Current: 100 μA, 250 mA. Resistance: 30 K, 3 meg. Decibels: 20 to + 18 db. **ONLY 69/6**

**EAGLE TT.144**

**DYNAMIC TRANSISTOR TESTER**



Tests in-circuit or out of circuit. Identifies PNP and NPN types. Indicates electrode open circuits, short circuits and current drain. Complete with instructions.

**£4.10.0**

**HIGH INTENSITY POWER LAMP**



Perfect desk, workbench or reading lamp. Features extendable multi-position arm with all direction swivel reflector. White concentrated light equivalent to lamps many times its size and price. Extremely attractive design and colour. Supplied with A.C. lead ready for immediate use. **49/6**

**REAR SEAT CAR**



Consists of speaker, completely wired 8-way selector control for switching in front, rear or both speakers. Supplied with connecting wire and instructions. **25/-**

**ALL ITEMS SENT POST FREE**

FOR FULL DETAILS OF THESE AND MANY OTHER ITEMS SEND FOR FREE COMPREHENSIVE CATALOGUE EAGLE NEWS AND ORDER FORM. ALL ITEMS AVAILABLE POST FREE AND COVERED BY 12 MONTHS' GUARANTEE.

**CALLERS WELCOME AT OUR HI-FI SHOWROOM**

**OLRUS ELECTRONICS LTD.**

PADDINGTON 1515

9 NORFOLK PLACE (off Praed St.) LONDON, W.2

**SCR-THYRISTORS**

CR8105 1A 50PIV 7/8; CR8110 1A 100PIV 7/8; CR8120 1A 200PIV 15/8; CR8130 1A 300PIV 15/8; CR8135 1A 350PIV 15/8; CR8140 1A 400PIV 17/8; UNjunction 18/-; CR8305 3A 60PIV 8/8; CR8310 3A 100PIV 10/-; CR8320 3A 200PIV 18/8; CR8330 3A 300PIV 17/8; CR8350 3A 300PIV 15/8; CR8340 3A 400PIV 20/-; CR74 7A 400PIV 25/-.

**Field Effect Transistor**

2N3819 18/-.

Moulded reed switch 14/-. Moulded magnet 5/-. Miniature Neon Lamp 1/8. Mains Panel Neon 3/-.

**DO IT YOURSELF SECTIONAL CASE AND CHASSIS S.A.E. FOR LEAFLET**

**TRANSFORMERS**

230v Prim. 6-10-15-18-30v 2A 32/-  
230v Prim. 6-10-15v 1A 22/- + P.P. 5/-.

**CONTIL CASES**

21 SWG Steel

Smart electric blue finish with white panel—outside dimensions.

755	45/8	16127	98/8	
867	47/8	16127B	159/8	P.P.
975	47/8	191010	133/-	inc.
1277	58/-	191010D	187/-	

**EXPLORER KIT AM/FM VHF RECEIVER**

Punched case and panel—2ADT 140 + 20C71 transistors—2 holders. £2.18.6 P.P. inc.

**SINCLAIR**

Z12 Int. 12W Ampl. and Preamp Built 59/6.  
PZ3 Trans. Mains Power Unit Built 79/6

Micromatic Built 79/6.  
Micromatic Kit 59/6.  
Micro FM Kit 25.19.6.  
Stereo 25 Preamp. and Control Unit Built £9.18.6 P.P. inc.

**Light Sensitive Switch**

Kit 1 ORP12 Photo-cell-relay Transistor-circuit 27/6  
Kit 2 As above—Mains operation—Transformer Rectifier 47/6  
Kit 3 As Kit 2 + Lens + Cast Alu. box + Exciter lamp Folded beam operation 99/6 P.P. inc.

**TRANSISTORS - DIODES - ZENER - VALVES FULLY GUARANTEED-FACTORY NEW. S.A.E. FOR FULL LIST. P.P. 2/- in £ 1/- min.**

2N697	12/6	ASV26	6/8	NKT228	6/-	0A2212	6/8	OC170	5/-	PC88	11/-
2N1304	6/-	ASV28	6/8	NKT251	5/-	0A2213	6/8	OC171	6/-	PC87	7/8
2N2926	5/8	ASV20	7/8	NKT255	6/8	0A2232	9/8	OC209	6/8	PC824	6/-
2N3819	18/-	ASZ21	13/6	NKT258	6/8	0A2234	10/-	OC201	10/-	PC889	11/-
28002	10/8	ASZ23	30/-	NKT271	5/-	0A2235	10/-	OC202	13/6	PC8189	11/-
28003	9/8	BC107	7/8	NKT272	5/-	0A2242	4/8	OC203	10/8	PC870	7/-
28004	9/8	BC108	5/-	NKT273	4/-	0A2245	4/8	OC204	15/-	PC876	8/8
28012	20/-	BC109	7/8	NKT274	5/-	0A2246	4/8	OC205	15/-	PC877	8/8
28012A	25/-	BCV31	13/6	NKT275	5/-	0A2247	4/8	OC206	25/8	PC853	8/8
28013	28/8	BFY17	8/8	NKT277	5/-	0A2280	9/8	OC207	15/-	PC874	8/8
28013A	25/-	BFY61	8/8	NKT278	5/-	0A2281	9/8	OC212	8/8	PC855	9/8
28017	15/-	BFY63	7/8	NKT279A	4/-	0A2292	9/8	DAF91	4/8	PC858	8/8
28018	17/8	BPY10	22/8	NKT304	8/-	OC16	20/-	DAF96	4/8	PC89	9/8
28018	20/-	BBY27	9/8	NKT352	8/-	OC19	7/8	DC91	5/-	PC81	7/-
28021	12/6	BSY16	7/8	NKT403	15/8	OC20	15/-	DF96	7/-	PC82	6/8
28023	9/-	BSY63	7/8	NKT404	12/8	OC22	10/-	DK91	5/-	PC83	6/8
28023	7/8	BSY95A	5/8	NKT463	18/8	OC23	12/8	DK92	8/-	PC84	6/8
28023	10/8	BY100	4/8	NKT452	12/8	OC24	15/-	DK96	7/-	PC850	13/8
28024	13/8	GET7	5/-	NKT675	6/-	OC25	9/8	DL92	6/-	PC82	8/8
28024	13/8	GET8	8/-	NKT676	5/-	OC26	7/8	DL94	5/-	PC81	8/8
28024	13/8	GET16	7/8	NKT677	5/-	OC28	12/8	DL96	7/-	PC82	5/8
AC107	10/-	GET20	10/-	NKT678	6/-	OC29	15/-	DY86	6/8	PC88	6/8
AC126	6/8	GET88	5/-	NKT713	7/8	OC35	12/8	EBO41	7/8	PC88	7/8
AC127	7/8	GET102	6/-	NKT773	8/-	OC36	12/8	EBO81	6/8	UBC41	7/8
AC127Z	9/8	GET103	4/8	NKT777	8/-	OC41	6/-	EBO90	4/8	UBC81	7/8
AC128	6/8	GET105	6/8	NKT0013	12/8	OC42	5/-	EBF89	6/8	UC85	6/8
AC128	7/8	GET106	10/-	OA7	4/-	OC43	9/-	EBO81	4/-	UCH42	8/8
ACV17	8/8	GET113	5/-	OA7	4/-	OC44	4/-	EBO82	4/-	UC81	6/8
ACV18	5/8	GET114	4/-	OA10	3/-	OC44M	5/8	EBO83	6/8	UC82	7/8
ACV19	6/8	GET115	9/-	OA17	3/-	OC45	3/8	EBO85	5/8	UL4	8/8
ACV20	5/-	GET116	15/-	OA79	2/-	OC46M	4/8	EBO86	4/8	UL84	8/8
ACV21	6/8	GET571	8/-	OA73	2/8	OC46	5/8	ECH35	10/8	UY85	5/8
ACV22	3/8	GET872	6/-	OA79	2/8	OC70	4/8	ECH42	9/-	UZ5	9/8
ACV28	4/8	GET874	5/-	OA81	2/8	OC71	3/8	ECH81	5/8	UZ6	8/8
AD140	18/-	GET875	6/-	OA85	2/8	OC72	5/8	ECH84	8/10	5U4GB	6/8
AD149	18/-	GET880	9/-	OA86	4/8	OC73	7/8	ECL35	6/8	5Y3GT	6/8
AD161	11/-	GET882	8/-	OA90	2/8	OC75	6/-	ECL82	6/8	5Z4GT	8/-
AD182	11/-	GET883	5/-	OA91	2/8	OC76	5/-	ECL86	9/-	6F23	10/-
AD110	15/-	GET885	5/-	OA95	3/8	OC77	8/-	EFO8	5/-	6L6CC	7/8
AF122	18/-	NKT128	6/-	OA200	3/8	OC78	5/8	EP86	6/8	6SN7GTB	7/8
AF114	6/8	NKT142	8/-	OA202	4/8	OC78D	5/8	EFL33	6/8	6V8GT	6/8
AF115	6/8	NKT211	6/-	OA210	7/8	OC81	5/8	EFL84	6/8	6X5GT	6/-
AF116	6/8	NKT212	6/-	OA211	9/8	OC81D	5/8	EL84	9/8	6Z6GT	6/8
AF117	5/-	NKT213	6/-	OA2200	11/-	OC81M	5/8	EL41	4/8	30C15	10/8
AF118	10/-	NKT214	4/-	OA2201	10/-	OC81D	5/8	EL84	4/8	30FL1	10/8
AF124	7/8	NKT216	7/8	OA2202	8/8	OC81Z	9/-	EM84	7/-	30FL12	11/-
AF125	6/8	NKT217	8/-	OA2203	8/8	OC82	6/8	ET81	7/8	30L15	11/-
AF126	9/-	NKT218	6/-	OA2204	8/8	OC82D	5/8	EY86	6/8	30P12	9/8
AF127	8/-	NKT221	5/8	OA2205	8/8	OC83	5/8	EZ40	7/8	30P11	13/8
AF139	12/6	NKT222	4/-	OA2206	8/8	OC84	6/-	EZ80	5/8	30PL9	18/-
AF178	18/8	NKT223	6/-	OA2207	9/8	OC122	15/-	EZ81	6/-	30PL13	18/-
AF186	17/8	NKT224	4/8	OA2208	6/8	OC139	7/8	EZ82	4/8	35LGT	6/8
AF191	22/8	NKT225	8/8	OA2209	6/8	OC149	9/8	GZ32	10/-	35Z5GT	5/8
AF211	8/-	NKT226	10/-	OA2210	6/8	OC141	12/8	GZ34	10/-	50L6GT	6/8
AF212	12/6	NKT227	5/8	OA2211	6/8	OC169	5/8	PC86	11/-		



TABLE 1

The preamplifier may be used on any v.h.f. or u.h.f. band provided that the tuned circuits are at resonance. This table details coil and trimmer changes necessary for BBC-2 London and the 2-metre band. 18 s.w.g. is used air spaced, wound on a 1/4-in. diameter mandrel; taps are from the "cold" end.

	Coils		Trimmers
	L1	L2	
<b>BBC-2</b>	6 turns	6 turns	0—15pF
<b>2 Metres</b>	tapped at 1 turn	tapped at 3 and 1 turns	
<b>(London)</b>	1 turn tapped at 1/2 turn	1 turn tapped at 1/2 and 1/4 turns	0—3pF

### ALIGNMENT

Before alignment of the preamplifier can take place, it is necessary to thoroughly warm-up the associated receiver and convertor if they are of the valve type. With the preamp out of circuit, tune in a weak signal using the b.f.o. Now connect the preamplifier and peak it with TC1 and TC2. If this method fails, the stray pick-up of the third harmonic of a 2-metre transmitter may be used. On no account must a strong signal be connected to the preamplifier (direct transmitter connection) otherwise damage may result. Some adjustment may be necessary to the coils, but this was not the case on the prototype.

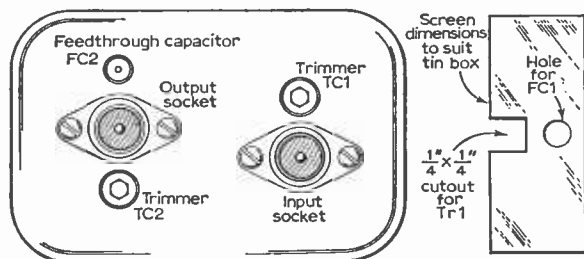



Fig. 3: Top view of the preamplifier, plus the screen.

### OPERATION

The preamplifier should not be used adjacent to the convertor (or main receiver if a single superhet) as this could lead to direct feedback causing instability as the gain of the preamplifier is quite high.

Should one wish to use the preamplifier at the mast head, it is a simple matter to adapt the unit for coaxial line powering. An r.f. choke, consisting of six turns of 32 s.w.g. close-wound 1/4-in diameter, is required from the centre conductor of the output socket to the feed-through FC2.

In some cases it may be necessary to run the unit with a negative earth. To do this, complete inversion of the circuit is necessary. ■



Easy to construct from how-to-make details in the August PRACTICAL WIRELESS, this pre-set switched tuner for v.h.f.-f.m. incorporates a high-output pulse discriminator with diode transistor 'pump' and direct coupled output stage. Suitable for feeding hi-fi equipment. No tuned i.f. stages or discriminator circuit to align.

#### OTHER OUTSTANDING FEATURES

#### Field effect transistors

New-type transistors working on an entirely new principle. How they work, with experimental circuits showing various applications.

#### Guide to surplus communications receivers

A survey of some of the excellent war surplus receivers still on the market, giving specifications and other data.

# PRACTICAL WIRELESS

August issue on sale July 7th  
**ORDER YOUR COPY NOW!**



Books reviewed on this page are normally obtainable through any retail bookshop. In this instance, the information printed in heavy type should be quoted.

**EVERYDAY ELECTRONICS**  
By Thomas Roddam. Published by Harrap & Co. Ltd.  
245 pages, 8½ x 5½in. Hard covers. Price 22s. 6d.

**T**HIS book describes how present-day electronic devices work in true Roddam fashion—text-book information presented in an easy-to-read style. Although the book ranges over the whole of the electronics field, emphasis is laid on the familiar radio and television receivers and on the way in which other electronic systems relate to them.

Beginning with a very elementary electrostatic experiment, the book progresses to computers and control; a subject that everyone should be familiar with. Intermediate chapters cover Circuit Elements, Valves, Transistors and Related Devices; Special Electronic Devices; Amplification of Electronic Signals; Oscillators and Modulators; Sound Waves; Television and Picture Transmission; Aerials and Propagation; Magnetrons, Lasers and Other New Devices.

Obviously it is not possible to cover such a wide field comprehensively in the space of one book, but Roddam's treatment of the subject makes compulsive reading for the newcomer; particularly sixth-formers. Mathematics have been kept to a minimum.—DCR.

**TRANSISTOR CIRCUIT DESIGN AND ANALYSIS**  
By E. Wolfendale, B.Sc., M.I.E.E. Published by Iliffe Books Ltd. 292 pages, 8½ x 5½in. Hard covers. Price 70s.

**A**LTHOUGH this book is aimed to give the professional engineer and the newcomer (undergraduate level) a comprehensive introduction to transistor circuit design and analysis, it may well be of interest to the amateur who wants to do some original work. Theory has been worked out from first principles for most of the equivalent circuits normally encountered in the electronics field. Theoretical equations have been used in the practical design examples so that the reader can see how the component values are selected.

The design examples illustrate the important points of theoretical design analysis for practical designs but, it must be emphasised, they are not for optimum working—for in many cases the examples do not take into account spreads and tolerances. Hypothetical transistors, the characteristics of which are specified, are used in the design examples. It is, of course, possible to find semiconductors having the same characteristics as those used in the examples, but it is not the intention of this work to be a handbook of worked-out designs.

To fully understand the work covered by this book, a fairly high level of mathematics is required. There are nine chapters covering: Characteristics and Biasing; Small Signal Equivalent Circuits; The Large Signal or Pulse Equivalent Circuit and its Application to the Transistor as a Switch; Small Signal Low Frequency Amplifiers; Power Ampli-

fiers; Oscillators; Switching Circuits; and D.C. Amplifiers.

In the preface, the author states that this book has been designed to be used in conjunction with *The Transistor*, and together replace *The Junction Transistor and its Applications*.—DCR.

### AUDIO CONSTRUCTORS GUIDE

*High Fidelity Audio Designs* is a new publication from Ferranti Ltd. aimed at the designer and the home constructor. The text deals with design and performance factors of transistor audio circuitry including complete circuits (with full component values and specifications) of various preamplifiers, (from 7 to 150 watts), stabilised power supplies, a tape recording amplifier, a tape playback amplifier, a tape record level indicator, a tape erase/bias oscillator and an f.m. tuner. Performance figures and graphs are provided. All the designs are based on Ferranti n-p-n and p-n-p silicon planar epitaxial transistors.

Although comprehensive data are given with all the designs, the general rule is not to provide physical constructional drawings. However, the end section of the 47-page book covers the construction of amplifiers, a preamp and power supply in a practical way. These units use printed circuit panels which are obtainable from Ferranti Ltd.

All the preamplifiers and main amplifiers described are completely compatible and may be mixed without regard to impedance levels or sensitivities. All amplifiers are transformerless and an attempt has been made to exclude inductance either in the form of chokes or transformers in both large and small signal circuits.

The booklet *High Fidelity Audio Designs* is obtainable free to readers of P.W. from the address given below. The printed circuit boards needed to build the specific hi-fi set-up dealt with as a construction project can also be obtained from the same address at £1 the pair. Write to: Ferranti Ltd., Gem Mill, Oldham, Lancashire.

### PRACTICAL TELEVISION

Readers interested in colour television cannot afford to miss the current issue of our sister journal PRACTICAL TELEVISION in which a new colour television series begins. It is written by A. G. Priestley, a development engineer in one of the manufacturing organisations, for those who have a good understanding of black-and-white television and wish to know how the PAL colour receiver works.

June issue on sale now price 2s.

# Fully guaranteed Individually packed VALVES

AC/HL 6/-	E182CC 10/-	EP144 6/8
AC/PA 6/-	E1148 2/0-	E1190 7/0-
AC/PEEN 5/-	E1266 5/0-	E1131 15/-
AL60 5/-	E1415 3/0-	E1232 3/0-
ARPP 3/-	E1524 2/0-	E1234 3/0-
ARP12 2/0-	E2134 3/0-	E1236 5/0-
ATM 5/-	EASO 1/-	E1238 17/0-
ARTP1 6/-	EABC80 5/9	E141 5/0-
ATP4 2/3	EAC91 3/0-	E142 8/0-
ATP7 5/0-	EAF42 8/0-	E150 8/0-
AU7 55/-	EB34 1/0-	E181 8/0-
AZ31 9/-	EB31 3/0-	E184 4/3-
B6H 15/-	EB33 6/0-	E185 7/0-
B178 40/-	EB34 1/0-	E191 4/0-
BL43 10/-	EB38 1/0-	E195 5/0-
B84 8/0-	EBF40 6/0-	E1360 20/-
B85 20/-	EBF83 7/0-	EM31 5/0-
B84 37/0-	EBF89 6/0-	EM80 6/0-
BZ134 16/0-	EBL31 20/-	EM81 7/0-
BT33 55/-	EY2 4/0-	EM84 6/3-
BT45 150/-	ES13 12/0-	ESU74 80/-
BW83 8/0-	EC70 4/0-	ESU208 6/0-
BY214 7/0-	EC90 6/0-	EY31 5/0-
CC3L 2/0-	EC32 4/0-	EY31 5/0-
CV71 3/0-	EC33 16/0-	EZ40 6/0-
CV77 5/0-	ECR1 4/0-	EZ41 6/0-
CV102 1/-	ECR2 5/0-	EZ41 6/0-
CV103 4/0-	ECR3 5/0-	EZ80 5/0-
CV404 7/-	ECR4 5/0-	EZ81 4/0-
CV4014 8/-	ECR5 6/0-	F0657 8/0-
CV4015 7/-	ECR8 9/0-	F0661 5/0-
CV4026 10/-	ECR9 9/0-	F0663 4/0-
CV4031 6/-	ECR19 9/0-	FW4500 8/0-
D1 1/0-	ECR20 7/0-	G13701 5/0-
D41 6/0-	ECH35 12/0-	G50/24 5/0-
D61 3/0-	ECH42 9/0-	G1201B 17/0-
D77 3/0-	ECH81 5/0-	G1201M 17/0-
DAS30 12/0-	ECH83 7/0-	G1201N 17/0-
DAF100 88	ECL15 15/0-	G14 45/-
DAF96 10/-	ECL29 6/0-	G14 45/-
D141 4/0-	ECL83 10/0-	GTE173M 3/0-
DETS 8/0-	ELC86 9/0-	G12- 12/-
DET20 2/0-	EP36 3/4	G150 25/-
DET25 15/-	EP37A 7/0-	GZ32 10/0-
DF91 3/0-	EPL2 6/0-	GZ34 10/0-
DF92 3/0-	EP50 2/0-	H30 3/0-
DF96 8/0-	EP52 6/0-	HL2K 2/0-
DK92 8/0-	EP55 8/0-	HL23 6/0-
DK96 6/0-	EP71 7/0-	HL23D15 5/0-
DL23 8/0-	EP72 5/0-	HL41 5/0-
DL92 4/0-	EP74 4/0-	HL42 5/0-
DL93 4/0-	EP75 4/0-	HL43 5/0-
DL94 5/0-	EP80 5/0-	K3A 60/-
DL96 7/0-	EP81 6/0-	K78C 22/-
DL910 8/0-	EP85 4/0-	K78Z 8/0-
DY86 7/0-	EP88 4/0-	K744 5/0-
E60F 23/-	EP89 5/0-	K766 16/0-
E88CC 12/-	EP91 3/0-	K767 25/-
E90CC 10/-	EP92 2/0-	K771 5/0-
E92CC 8/0-	EP95 5/0-	K778 22/-
E180CC 7/-	EP183 6/0-	KT88 8/0-

KTZ41 6/-	KTZ63 5/-	L30 6/-	L63 6/-	ML40 6/-	M814 12/-	M816 8/-	MH4 5/-	MH41 8/-	MHL10 6/-	ML6 6/-	N34 8/-	N78 15/-	NE17 7/0-	OA2 5/9	OB2 6/0-	OC3 5/0-	OD3 5/0-	OZ4A 5/0-	P21-35 14/0-	P41 4/0-	PC86 9/0-	PC89 9/0-	PC90 12/0-	PC94 5/6	PC98 13/0-	PC98 6/3	PCF82 6/0-	PCP84 6/0-	PCP87 6/0-	PCP88 6/0-	PCP89 6/0-	PCP90 6/0-	PCP91 6/0-	PCP92 6/0-	PCP93 6/0-	PCP94 6/0-	PCP95 11/0-	PCP96 12/0-	PCP97 8/0-	PCP98 8/0-	PCP99 8/0-	PCP100 8/0-	PCP101 8/0-	PCP102 8/0-	PCP103 8/0-	PCP104 8/0-	PCP105 8/0-	PCP106 8/0-	PCP107 8/0-	PCP108 8/0-	PCP109 8/0-	PCP110 8/0-	PCP111 8/0-	PCP112 8/0-	PCP113 8/0-	PCP114 8/0-	PCP115 8/0-	PCP116 8/0-	PCP117 8/0-	PCP118 8/0-	PCP119 8/0-	PCP120 8/0-	PCP121 8/0-	PCP122 8/0-	PCP123 8/0-	PCP124 8/0-	PCP125 8/0-	PCP126 8/0-	PCP127 8/0-	PCP128 8/0-	PCP129 8/0-	PCP130 8/0-	PCP131 8/0-	PCP132 8/0-	PCP133 8/0-	PCP134 8/0-	PCP135 8/0-	PCP136 8/0-	PCP137 8/0-	PCP138 8/0-	PCP139 8/0-	PCP140 8/0-	PCP141 8/0-	PCP142 8/0-	PCP143 8/0-	PCP144 8/0-	PCP145 8/0-	PCP146 8/0-	PCP147 8/0-	PCP148 8/0-	PCP149 8/0-	PCP150 8/0-	PCP151 8/0-	PCP152 8/0-	PCP153 8/0-	PCP154 8/0-	PCP155 8/0-	PCP156 8/0-	PCP157 8/0-	PCP158 8/0-	PCP159 8/0-	PCP160 8/0-	PCP161 8/0-	PCP162 8/0-	PCP163 8/0-	PCP164 8/0-	PCP165 8/0-	PCP166 8/0-	PCP167 8/0-	PCP168 8/0-	PCP169 8/0-	PCP170 8/0-	PCP171 8/0-	PCP172 8/0-	PCP173 8/0-	PCP174 8/0-	PCP175 8/0-	PCP176 8/0-	PCP177 8/0-	PCP178 8/0-	PCP179 8/0-	PCP180 8/0-	PCP181 8/0-	PCP182 8/0-	PCP183 8/0-	PCP184 8/0-	PCP185 8/0-	PCP186 8/0-	PCP187 8/0-	PCP188 8/0-	PCP189 8/0-	PCP190 8/0-	PCP191 8/0-	PCP192 8/0-	PCP193 8/0-	PCP194 8/0-	PCP195 8/0-	PCP196 8/0-	PCP197 8/0-	PCP198 8/0-	PCP199 8/0-	PCP200 8/0-
-----------	-----------	---------	---------	----------	-----------	----------	---------	----------	-----------	---------	---------	----------	-----------	---------	----------	----------	----------	-----------	--------------	----------	-----------	-----------	------------	----------	------------	----------	------------	------------	------------	------------	------------	------------	------------	------------	------------	------------	-------------	-------------	------------	------------	------------	-------------	-------------	-------------	-------------	-------------	-------------	-------------	-------------	-------------	-------------	-------------	-------------	-------------	-------------	-------------	-------------	-------------	-------------	-------------	-------------	-------------	-------------	-------------	-------------	-------------	-------------	-------------	-------------	-------------	-------------	-------------	-------------	-------------	-------------	-------------	-------------	-------------	-------------	-------------	-------------	-------------	-------------	-------------	-------------	-------------	-------------	-------------	-------------	-------------	-------------	-------------	-------------	-------------	-------------	-------------	-------------	-------------	-------------	-------------	-------------	-------------	-------------	-------------	-------------	-------------	-------------	-------------	-------------	-------------	-------------	-------------	-------------	-------------	-------------	-------------	-------------	-------------	-------------	-------------	-------------	-------------	-------------	-------------	-------------	-------------	-------------	-------------	-------------	-------------	-------------	-------------	-------------	-------------	-------------	-------------	-------------	-------------	-------------	-------------	-------------	-------------

QV06-40 85/-	QV06-6 100/-	QV204-15 57/0-	QV85/10 5/0-	QV150/15 10/0-	QV1202 3/0-	QV047 8/0-	R3 3/0-	R10 12/0-	RG1/240A 25/-	RK72 6/0-	R23 6/0-	RL30 12/0-	RP2 8/0-	RP41 1/0-	RP61 4/0-	RP210 6/0-	UB1 3/0-	UBC41 8/0-	UBF80 5/0-	UC85 6/0-	UCP80 6/0-	UCX42 5/0-	UCR81 6/0-	UCJ82 3/0-	UCJ83 9/0-	UCJ84 8/0-	UCJ85 8/0-	UCJ86 8/0-	UCJ87 8/0-	UCJ88 8/0-	UCJ89 8/0-	UCJ90 8/0-	UCJ91 8/0-	UCJ92 8/0-	UCJ93 8/0-	UCJ94 8/0-	UCJ95 8/0-	UCJ96 8/0-	UCJ97 8/0-	UCJ98 8/0-	UCJ99 8/0-	UCJ100 8/0-	UCJ101 8/0-	UCJ102 8/0-	UCJ103 8/0-	UCJ104 8/0-	UCJ105 8/0-	UCJ106 8/0-	UCJ107 8/0-	UCJ108 8/0-	UCJ109 8/0-	UCJ110 8/0-	UCJ111 8/0-	UCJ112 8/0-	UCJ113 8/0-	UCJ114 8/0-	UCJ115 8/0-	UCJ116 8/0-	UCJ117 8/0-	UCJ118 8/0-	UCJ119 8/0-	UCJ120 8/0-	UCJ121 8/0-	UCJ122 8/0-	UCJ123 8/0-	UCJ124 8/0-	UCJ125 8/0-	UCJ126 8/0-	UCJ127 8/0-	UCJ128 8/0-	UCJ129 8/0-	UCJ130 8/0-	UCJ131 8/0-	UCJ132 8/0-	UCJ133 8/0-	UCJ134 8/0-	UCJ135 8/0-	UCJ136 8/0-	UCJ137 8/0-	UCJ138 8/0-	UCJ139 8/0-	UCJ140 8/0-	UCJ141 8/0-	UCJ142 8/0-	UCJ143 8/0-	UCJ144 8/0-	UCJ145 8/0-	UCJ146 8/0-	UCJ147 8/0-	UCJ148 8/0-	UCJ149 8/0-	UCJ150 8/0-	UCJ151 8/0-	UCJ152 8/0-	UCJ153 8/0-	UCJ154 8/0-	UCJ155 8/0-	UCJ156 8/0-	UCJ157 8/0-	UCJ158 8/0-	UCJ159 8/0-	UCJ160 8/0-	UCJ161 8/0-	UCJ162 8/0-	UCJ163 8/0-	UCJ164 8/0-	UCJ165 8/0-	UCJ166 8/0-	UCJ167 8/0-	UCJ168 8/0-	UCJ169 8/0-	UCJ170 8/0-	UCJ171 8/0-	UCJ172 8/0-	UCJ173 8/0-	UCJ174 8/0-	UCJ175 8/0-	UCJ176 8/0-	UCJ177 8/0-	UCJ178 8/0-	UCJ179 8/0-	UCJ180 8/0-	UCJ181 8/0-	UCJ182 8/0-	UCJ183 8/0-	UCJ184 8/0-	UCJ185 8/0-	UCJ186 8/0-	UCJ187 8/0-	UCJ188 8/0-	UCJ189 8/0-	UCJ190 8/0-	UCJ191 8/0-	UCJ192 8/0-	UCJ193 8/0-	UCJ194 8/0-	UCJ195 8/0-	UCJ196 8/0-	UCJ197 8/0-	UCJ198 8/0-	UCJ199 8/0-	UCJ200 8/0-
--------------	--------------	----------------	--------------	----------------	-------------	------------	---------	-----------	---------------	-----------	----------	------------	----------	-----------	-----------	------------	----------	------------	------------	-----------	------------	------------	------------	------------	------------	------------	------------	------------	------------	------------	------------	------------	------------	------------	------------	------------	------------	------------	------------	------------	------------	-------------	-------------	-------------	-------------	-------------	-------------	-------------	-------------	-------------	-------------	-------------	-------------	-------------	-------------	-------------	-------------	-------------	-------------	-------------	-------------	-------------	-------------	-------------	-------------	-------------	-------------	-------------	-------------	-------------	-------------	-------------	-------------	-------------	-------------	-------------	-------------	-------------	-------------	-------------	-------------	-------------	-------------	-------------	-------------	-------------	-------------	-------------	-------------	-------------	-------------	-------------	-------------	-------------	-------------	-------------	-------------	-------------	-------------	-------------	-------------	-------------	-------------	-------------	-------------	-------------	-------------	-------------	-------------	-------------	-------------	-------------	-------------	-------------	-------------	-------------	-------------	-------------	-------------	-------------	-------------	-------------	-------------	-------------	-------------	-------------	-------------	-------------	-------------	-------------	-------------	-------------	-------------	-------------	-------------	-------------	-------------	-------------	-------------	-------------	-------------	-------------

6CH6 4/6	6C21 80/-	6CL6 9/0-	6CW4 12/0-	6D6 3/0-	6F6 6/0-	6FM6 6/0-	6F12 4/0-	6F13 5/0-	6F14 5/0-	6F22 4/0-	6F33 20/0-	6F46 2/0-	6F47 2/0-	6F48 2/0-	6F49 2/0-	6F50 2/0-	6F51 2/0-	6F52 2/0-	6F53 2/0-	6F54 2/0-	6F55 2/0-	6F56 2/0-	6F57 2/0-	6F58 2/0-	6F59 2/0-	6F60 2/0-	6F61 2/0-	6F62 2/0-	6F63 2/0-	6F64 2/0-	6F65 2/0-	6F66 2/0-	6F67 2/0-	6F68 2/0-	6F69 2/0-	6F70 2/0-	6F71 2/0-	6F72 2/0-	6F73 2/0-	6F74 2/0-	6F75 2/0-	6F76 2/0-	6F77 2/0-	6F78 2/0-	6F79 2/0-	6F80 2/0-	6F81 2/0-	6F82 2/0-	6F83 2/0-	6F84 2/0-	6F85 2/0-	6F86 2/0-	6F87 2/0-	6F88 2/0-	6F89 2/0-	6F90 2/0-	6F91 2/0-	6F92 2/0-	6F93 2/0-	6F94 2/0-	6F95 2/0-	6F96 2/0-	6F97 2/0-	6F98 2/0-	6F99 2/0-	6F100 2/0-	6F101 2/0-	6F102 2/0-	6F103 2/0-	6F104 2/0-	6F105 2/0-	6F106 2/0-	6F107 2/0-	6F108 2/0-	6F109 2/0-	6F110 2/0-	6F111 2/0-	6F112 2/0-	6F113 2/0-	6F114 2/0-	6F115 2/0-	6F116 2/0-	6F117 2/0-	6F118 2/0-	6F119 2/0-	6F120 2/0-	6F121 2/0-	6F122 2/0-	6F123 2/0-	6F124 2/0-	6F125 2/0-	6F126 2/0-	6F127 2/0-	6F128 2/0-	6F129 2/0-	6F130 2/0-	6F131 2/0-	6F132 2/0-	6F133 2/0-	6F134 2/0-	6F135 2/0-	6F136 2/0-	6F137 2/0-	6F138 2/0-	6F139 2/0-	6F140 2/0-	6F141 2/0-	6F142 2/0-	6F143 2/0-	6F144 2/0-	6F145 2/0-	6F146 2/0-	6F147 2/0-	6F148 2/0-	6F149 2/0-	6F150 2/0-	6F151 2/0-	6F152 2/0-	6F153 2/0-	6F154 2/0-	6F155 2/0-	6F156 2/0-	6F157 2/0-	6F158 2/0-	6F159 2/0-	6F160 2/0-	6F161 2/0-	6F162 2/0-	6F163 2/0-	6F164 2/0-	6F165 2/0-	6F166 2/0-	6F167 2/0-	6F168 2/0-	6F169 2/0-	6F170 2/0-	6F171 2/0-	6F172 2/0-	6F173 2/0-	6F174 2/0-	6F175 2/0-	6F176 2/0-	6F177 2/0-	6F178 2/0-	6F179 2/0-	6F180 2/0-	6F181 2/0-	6F182 2/0-	6F183 2/0-	6F184 2/0-	6F185 2/0-	6F186 2/0-	6F187 2/0-	6F188 2/0-	6F189 2/0-	6F190 2/0-	6F191 2/0-	6F192 2/0-	6F193 2/0-	6F194 2/0-	6F195 2/0-	6F196 2/0-	6F197 2/0-	6F198 2/0-	6F199 2/0-	6F200 2/0-
----------	-----------	-----------	------------	----------	----------	-----------	-----------	-----------	-----------	-----------	------------	-----------	-----------	-----------	-----------	-----------	-----------	-----------	-----------	-----------	-----------	-----------	-----------	-----------	-----------	-----------	-----------	-----------	-----------	-----------	-----------	-----------	-----------	-----------	-----------	-----------	-----------	-----------	-----------	-----------	-----------	-----------	-----------	-----------	-----------	-----------	-----------	-----------	-----------	-----------	-----------	-----------	-----------	-----------	-----------	-----------	-----------	-----------	-----------	-----------	-----------	-----------	-----------	-----------	-----------	------------	------------	------------	------------	------------	------------	------------	------------	------------	------------	------------	------------	------------	------------	------------	------------	------------	------------	------------	------------	------------	------------	------------	------------	------------	------------	------------	------------	------------	------------	------------	------------	------------	------------	------------	------------	------------	------------	------------	------------	------------	------------	------------	------------	------------	------------	------------	------------	------------	------------	------------	------------	------------	------------	------------	------------	------------	------------	------------	------------	------------	------------	------------	------------	------------	------------	------------	------------	------------	------------	------------	------------	------------	------------	------------	------------	------------	------------	------------	------------	------------	------------	------------	------------	------------	------------	------------	------------	------------	------------	------------	------------	------------	------------	------------	------------	------------	------------	------------	------------	------------



The valve with a guarantee

35W4 5/-	2051 5/0-	4043C 5/0-	4313C 20/0-	5676 10/0-	5678 10/0-	5704 9/0-	5726 9/0-	5748 9/0-	5772 9/0-	5808 5/0-	5812 5/0-	5816 5/0-	5820 5/0-	5824 5/0-	5828 5/0-	5832 5/0-	5836 5/0-	5840 5/0-	5844 5/0-	5848 5/0-	5852 5/0-	5856 5/0-	5860 5/0-	5864 5/0-	5868 5/0-	5872 5/0-	5876 5/0-	5880 5/0-	5884 5/0-	5888 5/0-	5892 5/0-	5896 5/0-	5900 5/0-	5904 5/0-	5908 5/0-	5912 5/0-	5916 5/0-	5920 5/0-	5924 5/0-	5928 5/0-	5932 5/0-	5936 5/0-	5940 5/0-	5944 5/0-	5948 5/0-	5952 5/0-	5956 5/0-	5960 5/0-	5964 5/0-	5968 5/0-	5972 5/0-	5976 5/0-	5980 5/0-	5984 5/0-	5988 5/0-	5992 5/0-	5996 5/0-	6000 5/0-	6004 5/0-	6008 5/0-	6012 5/0-	6016 5/0-	6020 5/0-	6024 5/0-	6028 5/0-	6032 5/0-	6036 5/0-	6040 5/0-	6044 5/0-	6048 5/0-	6052 5/0-	6056 5/0-	6060 5/0-	6064 5/0-	6068 5/0-	6072 5/0-	6076 5/0-	6080 5/0-	6084 5/0-	6088 5/0-	6092 5/0-	6096 5/0-	6100 5/0-	6104 5/0-	6108 5/0-	6112 5/0-	6116 5/0-	6120 5/0-	6124 5/0-	6128 5/0-	6132 5/0-	6136 5/0-	6140 5/0-	6144 5/0-	6148 5/0-	6152 5/0-	6156 5/0-	6160 5/0-	6164 5/0-	6168 5/0-	6172 5/0-	6176 5/0-	6180 5/0-	6184 5/0-	6188 5/0-	6192 5/0-	6196 5/0-	6200 5/0-	6204 5/0-	6208 5/0-	6212 5/0-	6216 5/0-	6220 5/0-	6224 5/0-	6228 5/0-	6232 5/0-	6236 5/0-	6240 5/0-	6244 5/0-	6248 5/0-	6252 5/0-	6256 5/0-	6260 5/0-	6264 5/0-	6268 5/0-	6272 5/0-	6276 5/0-	6280 5/0-	6284 5/0-	6288 5/0-	6292 5/0-	6296 5/0-	6300 5/0-	6304 5/0-	6308 5/0-	6312 5/0-	6316 5/0-	6320 5/0-	6324 5/0-	6328 5/0-	6332 5/0-	6336 5/0-	6340 5/0-	6344 5/0-	6348 5/0-	6352 5/0-	6356 5/0-	6360 5/0-	6364 5/0-	6368 5/0-	6372 5/0-	6376 5/0-	6380 5/0-	6384 5/0-	6388 5/0-	6392 5/0-	6396 5/0-	6400 5/0-	6404 5/0-	6408 5/0-	6412 5/0-	6416 5/0-	6420 5/0-	6424 5/0-	6428 5/0-	6432 5/0-	6436 5/0-	6440 5/0-	6444 5/0-	6448 5/0-	6452 5/0-	6456 5/0-	6460 5/0-	6464 5/0-	6468 5/0-	6472 5/0-	6476 5/0-	6480 5/0-	6484 5/0-	6488 5/0-	6492 5/0-	6496 5/0-	6500 5/0-	6504 5/0-	6508 5/0-	6512 5/0-	6516 5/0-	6520 5/0-	6524 5/0-	6528 5/0-	6532 5/0-	6536 5/0-	6540 5/0-	6544 5/0-	6548 5/0-	6552 5/0-	6556 5/0-	6560 5/0-	6564 5/0-	6568 5/0-	6572 5/0-	6576 5/0-	6580 5/0-	6584 5/0-	6588 5/0-	6592 5/0-	6596 5/0-	6600 5/0-	6604 5/0-	6608 5/0-	6612 5/0-	6616 5/0-	6620 5/0-	6624 5/0-	6628 5/0-	6632 5/0-	6636 5/0-	6640 5/0-	6644 5/0-	6648 5/0-	6652 5/0-	6656 5/0-	6660 5/0-	6664 5/0-	6668 5/0-	6672 5/0-	6676 5/0-	6680 5/0-	6684 5/0-	6688 5/0-	6692 5/0-	6696 5/0-	6700 5/0-	6704 5/0-	6708 5/0-	6712 5/0-	6716 5/0-	6720 5/0-	6724 5/0-	6728 5/0-	6732 5/0-	6736 5/0-	6740 5/0-	6744 5/0-	6748 5/0-	6752 5/0-	6756 5/0-	6760 5/0-	6764 5/0-	6768 5/0-	6772 5/0-	6776 5/0-	6780 5/0-	6784 5/0-	6788 5/0-
----------	-----------	------------	-------------	------------	------------	-----------	-----------	-----------	-----------	-----------	-----------	-----------	-----------	-----------	-----------	-----------	-----------	-----------	-----------	-----------	-----------	-----------	-----------	-----------	-----------	-----------	-----------	-----------	-----------	-----------	-----------	-----------	-----------	-----------	-----------	-----------	-----------	-----------	-----------	-----------	-----------	-----------	-----------	-----------	-----------	-----------	-----------	-----------	-----------	-----------	-----------	-----------	-----------	-----------	-----------	-----------	-----------	-----------	-----------	-----------	-----------	-----------	-----------	-----------	-----------	-----------	-----------	-----------	-----------	-----------	-----------	-----------	-----------	-----------	-----------	-----------	-----------	-----------	-----------	-----------	-----------	-----------	-----------	-----------	-----------	-----------	-----------	-----------	-----------	-----------	-----------	-----------	-----------	-----------	-----------	-----------	-----------	-----------	-----------	-----------	-----------	-----------	-----------	-----------	-----------	-----------	-----------	-----------	-----------	-----------	-----------	-----------	-----------	-----------	-----------	-----------	-----------	-----------	-----------	-----------	-----------	-----------	-----------	-----------	-----------	-----------	-----------	-----------	-----------	-----------	-----------	-----------	-----------	-----------	-----------	-----------	-----------	-----------	-----------	-----------	-----------	-----------	-----------	-----------	-----------	-----------	-----------	-----------	-----------	-----------	-----------	-----------	-----------	-----------	-----------	-----------	-----------	-----------	-----------	-----------	-----------	-----------	-----------	-----------	-----------	-----------	-----------	-----------	-----------	-----------	-----------	-----------	-----------	-----------	-----------	-----------	-----------	-----------	-----------	-----------	-----------	-----------	-----------	-----------	-----------	-----------	-----------	-----------	-----------	-----------	-----------	-----------	-----------	-----------	-----------	-----------	-----------	-----------	-----------	-----------	-----------	-----------	-----------	-----------	-----------	-----------	-----------	-----------	-----------	-----------	-----------	-----------	-----------	-----------	-----------	-----------	-----------	-----------	-----------	-----------	-----------	-----------	-----------	-----------	-----------	-----------	-----------	-----------	-----------	-----------	-----------	-----------	-----------	-----------	-----------	-----------	-----------	-----------	-----------	-----------	-----------	-----------	-----------	-----------	-----------	-----------	-----------	-----------	-----------	-----------	-----------	-----------	-----------	-----------	-----------

**HSL 'FOUR' AMPLIFIER KIT**  
A.C. Mains 200/250v., 4 watt, using ECC83, EL84, EZ80 valves.



● Heavy duty double-wound mains transformer with electrostatic screen. ● Separate Bass, Treble and Volume controls, giving fully variable boost and cut with minimum insertion loss. ● Heavy negative feedback loop over 2 stages ensures high output at excellent quality with very low distortion factor. ● Suitable for use with guitar microphone or record player. ● Provision for remote mounting of controls or direct on chassis. ● Chassis size only 7 1/2 in. wide x 4 in. deep. Overall height 4 1/2 in. ● All components and valves are brand new. ● Very clear and concise instructions enable even the inexperienced amateur to construct with 100% success. ● Supplied complete with valves output transformer (3 ohms only) screened lead, wire, nuts, bolts solder etc. (No extras to buy). PRICE 79/6. P. & P. 6/.

Comprehensive circuit diagram, practical layout and parts list 2/6 (free with kit).

**10/14 WATT HI-FI AMPLIFIER KIT**  
For super reproduction—see previous advertisements for full details. Kit #79.6. Ready built, £9.5.0. P. & P. 8/6 each.

**BRAND NEW TV U.H.F. TUNER AND SOUND AND VISION I.F. PANEL**  
By world famous maker. Suitable for use in conversion of TV sets to BBG (625 line reception) OPERATED (less valves) AT THE BARGAIN PRICE OF ONLY 27/6. Post paid. (The components are worth far more than our price for the complete unit and due to the very high value we regret that no correspondence can be entered into regarding this item).

**MAINS TRANSFORMER.** For Transformer power supplies. Pri. 200/240 v. Sec. 9.0-9 v. at 500 mA. 11/- P. & P. 2/6.  
**MAINS TRANSFORMER.** For transformer power supplies. Tapped pri. 200-250 v. Sec. 4.0-4.0 at 1 amp (with electrostatic screen) and 8.3 v. at 5 amp for dial lamps etc. Drop thro mounting. Stack size 1 1/2 x 3 1/2 in. 27/6. P. & P. 4/6.

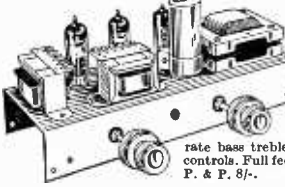
**MATCHED PAIR OF 24 WATT TRANSISTOR DRIVER AND OUTPUT TRANSFORMERS.** Stack size 1 1/2 x 1 1/2 in. Output trans. tapped for 3 ohm and 15 ohm output. 19/- pair plus 2/- P. & P.  
**7-10 WATT OUTPUT TRANSFORMERS** to match pair of ECL 86's in push-pull to 3 ohm output. ONLY 11/-. P. & P. 2/6.

Open all day Saturday  
Early closing Wed. 1 p.m.  
A few minutes from South Wimbledon Tube Station.

**ALL GARRARD & B.S.R. UNITS AVAILABLE AS ADVERTISED JUNE**

**STEREO AMPLIFIER**

Incorporating 2 ECL86s and 1 EZ80, heavy duty, double wound mains transformer. Output 4 watts per channel. Full tone and volume controls. Absolutely complete.



ONLY £4.19.6

P. & P. 8/-

Super Deluxe version with ECL86 valves separate bass treble and balance controls. Full feedback 8 gms. P. & P. 8/-.

**QUALITY RECORD PLAYER AMPLIFIER**

A top quality record player amplifier employing heavy duty double wound mains transformer, ECC83, EL84, EZ80 valves. Separate Bass, Treble and Volume controls. Complete with output transformer matched for 3 ohm speaker. Size 7 1/2 in. w. x 3 in. d. x 6 in. h. Ready built and tested. PRICE 69/6. P. & P. 6/.

**ALSO AVAILABLE mounted on board with output transformer and speaker ready to fit into cabinet below. PRICE 89/6. P. & P. 7/6.**

**DE-LUXE PORTABLE R/P CABINET**

Uncut motor board size 14 1/2 x 12 in. Clearance 2 in. below. 5 1/2 in. above. Will take above amplifier and any B.S.R. or Garrard Autochanger or Single Player Unit (except AT60 and 8P25) Size 18 x 15 x 8 in. Price £39.6. Carr. 9/6.  
**LATEST COLLARO MAGNAVOX 363 TAPE DECK DE LUXE.** Three speeds, 2 track, takes up to 7 in. spools. 10 gm. Plus 7/6 Carr. & ins on each (Tapes extra).  
**QUALITY PORTABLE TAPE RECORDER CASE.** Brand new. Beautifully made. Only 49/6. P. & P. 8/6.  
**Dual Purpose Bulk Tape Eraser and Tape Head Demagnetiser 35/-.** P. & P. 3/-.  
**ACOS CRYSTAL MIKES.** High imp. For desk or hand use. High sensitivity. P. & P. 1/6.  
**ACOS HIGH IMPEDANCE CRYSTAL STICK MIKES.** Listed at 42/-. OUR PRICE 21/-. P. & P. 1/6.

**HIGH GAIN 4 TRANSISTOR PRINTED CIRCUIT AMPLIFIER KIT Type TA1**

● Peak output in excess of 1 1/2 watts. ● All standard British components. ● Built on printed circuit panel, size 6 x 3 in. ● Generous size Driver and Output Transformers. ● Output transformer tapped for 3 ohm and 15 ohm speakers. ● Transistors (GFT 114 or 81 Mullard OC81D and matched pair of OCL1 op's) ● Volt operation. ● Everything supplied, wire, battery clips, solder, etc. ● Comprehensive easy to follow instructions and circuit diagram 2/6. (Free with Kit). All parts sold separately.  
**SPECIAL PRICE 45/-.** P. & P. 3/-  
Also ready built and tested, 52/6. P. & P. 8/-  
A pair of TALs are ideal for stereo.  
**BRAND NEW TRANSISTOR BARGAINS**  
GET 15 (Matched Pair) 15/-; V15/10p, 10/-; OC71 5/-; OC76 6/-; AF17 7/6.  
Set of Mullard 6 transistors OC44, 2—OC45, OC81D matched pair OC81 25/-; ORP12 Cadmium Sulphide Cell 10/6.

**EDISSAN MAZDA**

FXA101 6/6; XA103 6/6.  
R.F.1. Pack: 1—FXA102 Mixer; 2—FXA101 I.F. Amp. (Equiv. OC44 and OC45) 10/6  
R.F. 2 Pack: 2—FXA101 I.F. 1—FXA102 Osc.—12/6  
FXA102 Mixer 12/6  
EABRICE: Consisting of FXA103 Driver Matched pair. PX171 mounted complete with heat sinks (Equiv. OC81D and OC81) 12/6  
**ALL TRANSISTORS POST FREE.**  
**VYNAIR AND REGIME SPEAKER AND CABINET**  
VABRICE: Approx. 5 1/2 in. wide. Usually 35/- yard. Our PRICE 18/6 per yard length. P. & P. 2/6 (min. one yd.). S.A.E. for samples.  
**BRAND NEW, 12 in. 15w. H/D Speakers, 3 or 15 ohm.** Current production by well-known British maker. Offered below list price at 89/6. P. & P. 5/-. Guitar models 25w. £5.5.0; 35w. £6.0.0.  
**E.M.I. PLASTIC CONED TWEETERS, 2 1/2 in. 3 ohm.** Limited number 12/6 each. P. & P. 1/6.

**HARVERSON SURPLUS CO. LTD.**

170 HIGH ST., MERTON, S.W.19  
SEND STAMPED ADDRESSED ENVELOPE WITH ALL ENQUIRIES

(Please write clearly)  
PLEASE NOTE: P. & P. CHARGES QUOTED APPLY TO U.K. ONLY P. & P. ON OVERSEAS ORDERS CHARGED EXTRA.

**R.S.T. VALVE MAIL ORDER CO.**  
144-146 WELLFIELD ROAD, STREATHAM, S.W.16

Mon.—Sat. 9 a.m.—5.45 p.m.  
No Early Closing  
Open Daily to Callers  
Tel. STR 0199, 1649

OA2 5/9	6BE6 4/8	6K7M 5/-	787 17/9	19A05 7/6	50L6GT 6/-	DF96 6/3	ECF80 6/6	EM84 7/-	PCO189 9/6	S130 25/-	UM50 7/-
OC3 5/-	6BH6 7/6	6K7G 7/6	7Y4 7/6	20D1 10/-	75 5/6	DH77 2/6	ECF82 7/6	ESU150/20 7/6	PCF80 6/6	SP4 9/6	US0 13/6
1A7 7/9	6BJ6 7/6	6K7GT 4/6	9BW6 8/-	20P2 11/6	78 4/6	DK29 7/6	ECF83 12/6	EY81 6/6	PCF82 6/6	SP4 1/6	UT7 13/6
1D5 6/-	6C3M 3/6	6K8G 3/6	10C1 9/-	20L1 15/-	80 5/6	DK91 5/6	ECF85 11/-	EY86 6/6	PCF84 8/-	SP61 1/6	UJ9 8/-
1E5 7/6	6BR7 8/6	6K8G 3/6	10P1 9/-	20P4 17/-	85A2 8/6	DK92 8/-	ECF86 9/-	EZ35 4/9	PCF86 8/-	SP25 19/6	UY21 7/6
1LD5 5/-	6BR8 7/6	6K8GT 3/3	10C2 12/-	20P5 16/-	16029 14/6	DK96 7/6	ECR81 5/8	EZ40 7/6	PCF89 9/6	SV2150 12/6	UY41 6/3
1N5GT 3/-	6B87 16/9	6K25 20/-	10P 12/6	20A6 6/6	150C4 12/6	DL86 15/-	ECR83 7/6	EZ41 8/-	PCF90 9/6	T41 9/-	UY85 5/-
1R5 5/-	6BW6 7/6	6L1 9/6	10P 12/6	20L6GT 5/6	801 5/6	DL82 4/9	ECR82 8/6	EZ51 8/-	PCF86 10/9	TD4 10/-	VMF40 17/-
1A 5/-	6BW7 8/6	6L6 9/6	10P 12/6	20Y5 6/6	813 8/6	DL83 3/6	ECR82 8/6	EZ51 8/-	PCF86 12/6	U10 7/6	VP4B 25/-
1R5 4/-	6C4 2/9	6L8 7/6	10P 12/6	20Z4 6/6	813 8/6	DL84 5/6	ECR83 9/6	GZ30 10/-	PCF80 11/6	U14 7/6	VR105/30 5/-
1R4 3/-	6C5 3/9	6Q7G 5/6	10L1 10/-	20Z5 7/6	866 10/-	DL85 6/6	ECR86 8/9	GZ32 9/6	PCL82 7/6	U19 30/-	
1R5 3/-	6C6 3/9	6Q7GT 5/6	10L1D11 10/-	20Z6 11/-	964 4/6	DL96 7/6	EF9 20/-	GZ34 10/-	PCL83 8/6	U25 10/6	VR150/30 5/-
304 6/6	6C8 6/6	6A7 7/6	10P13 14/-	20D7 5/6	1625 5/6	DM70 5/6	EF36 9/6	KT36 17/6	PCL84 7/6	U26 10/6	
804 6/6	6C8D 22/6	6B07 6/6	11E3 42/-	80C1 6/3	4622A 15/6	DY86 6/6	EF39 6/6	KT81 12/6	PCL85 8/6	U78 3/6	VT25 59/-
384 4/9	6CH6 5/9	6B07 4/6	12A7E 4/6	30C15 11/6	7193 1/6	E800C 12/-	EF41 8/6	KT81 10/-	PCL86 8/6	U191 11/6	VT81 59/-
3V4 5/9	6CW4 12/-	6B37 3/6	12A7T 3/9	30C17 12/-	7475 2/6	E80A 2/6	EF46 6/6	KT81 10/-	PEN44 20/-	U261 12/6	VU11 7/6
6R4GY 8/9	6D6 2/9	6B47 3/6	12A7 5/9	30F15 12/6	7475 2/6	E80C 8/6	EF46 6/6	KT81 10/-	PEN46 20/9	U801 13/-	VU120 12/6
6U4G 4/-	6E5 5/9	6B47 3/6	12A7 5/9	30F15 12/6	ATP4 2/3	E80C 8/6	EF46 6/6	KT81 10/-	PEN46 20/9	U801 13/-	VU120 12/6
6V4G 5/-	6F1 9/-	6B47 3/6	12A7 5/9	30F15 12/6	ATP5 7/6	E80C 8/6	EF46 6/6	KT81 10/-	PEN46 20/9	U801 13/-	VU120 12/6
5Y3GT 5/-	6F6 5/9	6B47 3/6	12A7 5/9	30F15 12/6	ATP6 7/6	E80C 8/6	EF46 6/6	KT81 10/-	PEN46 20/9	U801 13/-	VU120 12/6
5Z4G 8/-	6F6G 4/6	6B47 3/6	12A7 5/9	30F15 12/6	ATP7 5/6	E80C 8/6	EF46 6/6	KT81 10/-	PEN46 20/9	U801 13/-	VU120 12/6
6R0L2 10/-	6F8G 4/6	6B47 3/6	12A7 5/9	30F15 12/6	ATP8 5/6	E80C 8/6	EF46 6/6	KT81 10/-	PEN46 20/9	U801 13/-	VU120 12/6
6A1 15/-	6F11 12/6	6B47 3/6	12A7 5/9	30F15 12/6	ATP9 5/6	E80C 8/6	EF46 6/6	KT81 10/-	PEN46 20/9	U801 13/-	VU120 12/6
6A5G 12/6	6F13 5/-	6B47 3/6	12A7 5/9	30F15 12/6	ATP10 5/6	E80C 8/6	EF46 6/6	KT81 10/-	PEN46 20/9	U801 13/-	VU120 12/6
6AC7 3/6	6F14 12/6	6B47 3/6	12A7 5/9	30F15 12/6	ATP11 5/6	E80C 8/6	EF46 6/6	KT81 10/-	PEN46 20/9	U801 13/-	VU120 12/6
6AK5 4/6	6F23 10/6	6B47 3/6	12A7 5/9	30F15 12/6	ATP12 5/6	E80C 8/6	EF46 6/6	KT81 10/-	PEN46 20/9	U801 13/-	VU120 12/6
6AL5 5/-	6G6 3/6	6B47 3/6	12A7 5/9	30F15 12/6	ATP13 5/6	E80C 8/6	EF46 6/6	KT81 10/-	PEN46 20/9	U801 13/-	VU120 12/6
6AM5 2/6	6H6 1/3	6B47 3/6	12A7 5/9	30F15 12/6	ATP14 5/6	E80C 8/6	EF46 6/6	KT81 10/-	PEN46 20/9	U801 13/-	VU120 12/6
6AM6 3/6	6J5M 8/6	6B47 3/6	12A7 5/9	30F15 12/6	ATP15 5/6	E80C 8/6	EF46 6/6	KT81 10/-	PEN46 20/9	U801 13/-	VU120 12/6
6AQ3 5/6	6J5 2/6	6B47 3/6	12A7 5/9	30F15 12/6	ATP16 5/6	E80C 8/6	EF46 6/6	KT81 10/-	PEN46 20/9	U801 13/-	VU120 12/6
6AS7 15/-	6J6 7/6	6B47 3/6	12A7 5/9	30F15 12/6	ATP17 5/6	E80C 8/6	EF46 6/6	KT81 10/-	PEN46 20/9	U801 13/-	VU120 12/6
6AT6 4/-	6J7 3/6	6B47 3/6	12A7 5/9	30F15 12/6	ATP18 5/6	E80C 8/6	EF46 6/6	KT81 10/-	PEN46 20/9	U801 13/-	VU120 12/6
6AU6 5/6	6J7M 7/6	6B47 3/6	12A7 5/9	30F15 12/6	ATP19 5/6	E80C 8/6	EF46 6/6	KT81 10/-	PEN46 20/9	U801 13/-	VU120 12/6
6B8G 2/-	6J7G 4/6	6B47 3/6	12A7 5/9	30F15 12/6	ATP20 5/6	E80C 8/6	EF46 6/6	KT81 10/-	PEN46 20/9	U801 13/-	VU120 12/6
6B4G 10/-	6J7GT 8/6	6B47 3/6	12A7 5/9	30F15 12/6	ATP21 5/6	E80C 8/6	EF46 6/6	KT81 10/-	PEN46 20/9	U801 13/-	VU120 12/6
6BA6 4/6	6K6GT 5/-	6B47 3/6	12A7 5/9	30F15 12/6	ATP22 5/6	E80C 8/6	EF46 6/6	KT81 10/-	PEN46 20/9	U801 13/-	VU120 12/6

**SPECIAL 24 HOUR SERVICE**

OBsolete TYPES A SPECIALITY

QUOTATIONS FOR ANY VALVE NOT LISTED

Postage 6d. per Valve C.W.O. No. C.O.D.

Manufacturers and Export Inquiries Welcome

**Special 24 Hour**

Express Mail

Order Service

SETS OF VALVES DAF96, DF96, DK96, DL96 . . . . . Set of 4, 24/6

AC127 8/-	OC25 11/-	OC71 4/6	OC81 4/6	OC82D 6/-
AF114 7/-	OC28 16/-	OC72 6/-	OC81M 12/6	OC83 6/-
AF115 7/-	OC35 9/6	OC73 6/-	OC82 4/6	OC170 7/6
AF116 7/-	OC44 4/6	OC76 8/-	OC81D 4/6	OC171 8/-
AF117 5/-	OC46 3/6	OC77 8/-	OC82 4/6	OC200 8/-

**SEND S.A.E. FOR LIST OF 2,000 TYPES**



## *No. 16* **SOUTHGATE RADIO CLUB**

**G  
3  
S  
F  
G**

**F**ROM a practical point of view, the Southgate Radio Club has existed in its present form since 1956 although until December 1965 it was constituted as a Group of the R.S.G.B. During this time, membership has averaged about forty and attendance at monthly meetings has fluctuated according to the season and location of the meeting place. Over half of the members hold transmitting licences.

### **No permanent QTH**

The problem of finding an ideal headquarters seems to have been with the Club for many years, and whilst the various locations have been satisfactory the Club has yet to find the perfect place where a Club Station can be permanently installed. Meanwhile, the search is continuing.

The Club functions primarily in order to give local Amateurs and Short-Wave Listeners an opportunity to meet and chat, the meetings being held on the second Thursday of every month except August, when many members are holidaying and there are not enough people to call a meeting.

### **Activities**

There is always a special item on the agenda. Many well-known experts have lectured from time to time, but talks given by our own members have also proved highly successful despite the lack of experience in this direction on the part of these volunteers. After all, few licensed Amateurs can begin: "Unaccustomed as I am to public speaking . . .".

Interesting speakers heard recently include the Fire Brigade and the Port of London Authority.



*Members of the Committee discuss a new project. From the left: Ray, G3MWF; Ron, G3PLB; Bruce, G3CWE; Ray, SWL; Alan, G3TIE; and Tony, G3PLF.*

Other popular diversions are the annual home constructors' night, when a trophy is awarded for the best piece of equipment exhibited. Junk sales are also held twice yearly.

### **National Field Day**

Club activities are not restricted to the monthly meetings. The high-spot of the Club calendar is probably National Field Day, where the Southgate Club is usually well placed in the competition. This year the Club will be operating under the callsign G5FA/P at Trent Park. Whilst members of the public will be made welcome, it must be stressed that Trent Park is a privately owned estate. Club exhibition stands at local horticultural shows and carnivals are very popular with members and the general public alike.

Mobile rallies, combining amateur radio with the widely popular car rallies, have been held from time to time but tighter police restrictions and the extremely high demands made upon the organisers will probably curtail further activity in this direction.

R.S.G.B. Slow Morse Transmissions are held at 8 p.m. on Wednesday evenings by G8QU. He is believed to be the only Ham in the London postal district to do this.

The Club also has its own magazine: The Southgate Radio Club Newsletter which is ably edited by Bruce, G3WCE.

### **Helping the Scouts**

On several occasions the Club has collaborated with local Scout troops to organise stations for the "Jamboree Of The Air," an international event in the Scouting



Brothers Tony and Ron with their rig. Gear from the top left is: VHF equipment, ATU's, Codar preselector, relay power supply, SWR indicator and a modified Class D wavemeter. Gear from the bottom left is: CR100, KW2000, Eddystone 888 and a KW Vanguard.

View of the Club stand at the Finchley Carnival held last July.



calendar. Licensing conditions nowadays forbid the use of transmitting equipment by unlicensed operators, and this has unfortunately made the event a lot less attractive to most Scouts.

Competitions, apart from National Field Day, seem to appeal to only a minority of the members, but recently a team has been formed to stimulate participation by the Club in other contests. They have found much pleasure in working together and hope that their efforts will help to keep the Club flag flying.

There is a growing interest in v.h.f. amongst members and G3MWF is trying to promote this even more.

### New members welcome

The monthly meetings on the second Thursday of the month are held at Parkwood School, behind Wood Green Town Hall. Business begins at 8 p.m., visitors and new members whether they be licensed Hams, Short-Wave Listeners or just interested in radio will be made most welcome. Annual subscription for those under 18 is 10s. and £1 for adults. There is no age limit for members.

If anybody is interested in joining the Club, contact the Secretary, Mr. Alan G. F. Dutton, G3TIE, at 77 South Lodge Drive, Southgate, London, N.14.

## CW MONITOR

—continued from page 185

Layout is not critical, and any form of construction can be used. The prototype was constructed on a small piece of perforated paxolin board, and the whole unit enclosed in an Eddystone diecast box although the unit can, in fact, be built into a much smaller box than that shown.

The pick-up aerial can be a length of stout wire, or better still, a telescopic aerial of the type used in portable radios. The aerial is mounted by passing it through a grommet in the top of the box, and its base is force fitted to an Aladdin coil former bolted to the base of the box as shown in Fig. 2.

### OPERATION

#### (i) As a c.w. monitor

Switch the unit on by means of S1. Extend the pick-up aerial to a convenient length and key the transmitter. A tone should be heard from the loudspeaker in sympathy with the keying; when the key is up nothing should be heard. The frequency of the tone can be adjusted to suit the individual by means of VR2.

#### (ii) As a modulation monitor

Leave the monitor switched off in this case, and plug a pair of headphones into socket J1. Switch the transmitter to the a.m. position and modulate it. The modulation should now be heard in the headphones.

#### (iii) As an r.f. monitor

Again leave the unit switched off, and switch on the transmitter. Adjust VR1 to give a suitable reading on the meter and tune the transmitter for maximum output using the meter as an indicator.


#### (iv) As a code practice oscillator

Switch the monitor on and plug a morse key into socket J2. Depressing the key will result in an audio tone being generated as before. **Warning:** When not in use always turn VR1 to the minimum sensitivity position to avoid damaging the meter when first switching on the transmitter.

This simple monitor has been found exceptionally useful at the writer's station and has proved a valuable asset for split frequency c.w. working. The unit functions satisfactorily up to 30Mc/s and works on the 70Mc/s band when extra coupling, in the form of a pick-up loop, is introduced between the transmitter p.a. and the aerial on the monitor. ■

# HOME RADIO for "QUALITY COMPONENTS"

The Home Radio Catalogue lists some 6,000 quality components (1,000 of them illustrated), but the key word is "quality". Before we catalogue any item we make sure the article is of the high quality that our customers have been led to expect from us; so having bought your catalogue you can buy with confidence. Our catalogue is backed by the fastest mail order service possible (any order received by us in the morning is invariably despatched the same day).



Don't delay—join our happy throng of satisfied customers. Send coupon for the catalogue today with your cheque or P.O. for 9/-. (7/6 for Catalogue, 1/6 P. & P.) Every catalogue contains 5 coupons, each worth 1/- if used as directed.

\* To ensure speedy delivery of correspondence please include code at end of our address.

Please write your name and address in block capitals

NAME .....

ADDRESS .....

HOME RADIO LTD., Dept. PW, 187 LONDON ROAD, MITCHAM.  
CR4 2YQ

# TRANSISTORS AT BARGAIN PRICES!

OC23 .. 10/-	OC46 .. 4/-	OC52 .. 3/6	AC128 .. 3/6
OC25 .. 9/6	OC70 .. 3/6	OC52D .. 3/6	AD170 .. 15/-
OC28 .. 11/-	OC71 .. 3/6	OC54 .. 5/6	AF174 .. 5/3
OC35 .. 12/8	OC75 .. 3/6	OC169 .. 4/8	AF115 .. 6/-
OC36 .. 12/8	OC76 .. 4/-	OC170 .. 4/6	AF116 .. 6/-
OC38 .. 12/8	OC78 .. 4/-	OC171 .. 6/-	AF117 .. 4/6
OC44 .. 3/6	OC79 .. 4/-	OC200 .. 7/6	AF118 .. 4/6
OC45 .. 3/6	OC79D .. 4/-	AC135 .. 3/6	AF119 .. 4/6
	OC81 .. 3/6	AC127 .. 3/6	OA81 .. 2/6
	OC81D .. 3/6		

C.W.O., P.P. 2/- in £. Min. 1/-.

Send 3d. stamp for catalogue containing Hi-Fi, Transistor Radios, Microphones, Autochangers, etc.

MOORDOWN RADIO LTD., 941 WIMBORNE ROAD,  
MOORDOWN, BOURNEMOUTH. Tel: 59866

### TEST METERS

Pocket Test Meter D14  
Specifications: 0-15-150-1,000v. DC  
(1,000 R/V). 0-15-150-1,000v. AC  
(1,000 R/V)  
DC current 0-150 milliamperes.  
Resistance 0-100 K  $\Omega$ . Size: 57 x 93 x  
30mm. Only 39/-. Carr. 2/-.



## EAGLE MULTIMETERS

All brand new and guaranteed 12 months.

TK20A 1,000 o.p.v., 35/-, post 2/-.  
EP10K 10,000 o.p.v., 67/6, post 3/-.  
EP20K 20,000 o.p.v., 75/-, post 3/-.  
EP30K 30,000 o.p.v., 105/-, post 4/6.

The following 3 models all have overload protection

EP10KN 10,000 o.p.v., 85/-, post 4/6.  
EP20KN 20,000 o.p.v., 98/-, post 4/6.  
EP30KN 30,000 o.p.v., 130/-, post 4/6.

Send stamp for further details.

Headphones, Lightweight, 2,000 ohms. 12/-

## PLANET INSTRUMENT CO

25(W) DOMINION AVENUE, LEEDS 7

## A.R.R.L. RADIO AMATEURS HANDBOOK 1967

New Edition 40/-, Postage 4/6

World Radio and TV Handbook 1967 by  
Johansen. 32/-, P. & P. 1/-.  
Transistor Electronic Organs for the  
Amateur by Douglas. 18/-, P. & P. 1/-.  
Loudspeakers and Loudspeaker Cabinets by  
Van der Wal. 15/-, P. & P. 1/-.  
Practical Oscilloscope Handbook by Turner.  
25/-, P. & P. 1/-.  
101 Ways to use your Oscilloscope by Middle-  
ton. 21/-, P. & P. 1/-.  
Transistor Specification and Substitution  
Handbook by Techpress. 21/-, P. & P. 1/-.  
TV Fault Finding, 405-625 Lines by Davies.  
8/6, P. & P. 3d.

Where possible 24-hour service guaranteed.

## UNIVERSAL BOOK CO.

12 LITTLE NEWPORT STREET  
LONDON, W.C.2

(Leicester Square Tube Station)


## AMATEUR RADIO G3NAP SPECIALISTS G3PQQ

### STOCKISTS

Full range Lafayette Receivers, Partridge  
"Joystick" antennas and tuners. Eagle  
products. Electronics manual and  
products. R.S.G.B. publications.  
Sommerkamp transmitters and receivers.  
Tokai transceivers (Amateur's licence  
required), Kw transmitters, receivers, etc.  
Contactor switchgear mobile equipment.  
Swan transceivers (Amateur's licence  
required), etc., etc. SAE Lists.

SWANCO PRODUCTS LTD.  
247 HUMBER AVENUE  
COVENTRY

Open all day Sat. Tel: COV. 22714



# A masterpiece of power, compactness, quality & versatility

- 12 WATTS RMS CONTINUOUS SINE WAVE (24 W PEAK)
- 15 WATTS RMS MUSIC POWER (30 W PEAK)
- CAN BE RUN FROM BATTERIES
- SIZE 3in. x 1½in. x 1in.

## SINCLAIR Z.12 12 WATT COMBINED HI-FI AMPLIFIER AND PRE-AMP

- Ultra-linear class B output and generous neg. feedback.
  - Frequency response 15-50,000 c/s ±1dB.
  - With unique manual of circuits.
  - Output suitable for 3, 7.5 and 15 ohm loads. Two 3 ohm speakers may be used in parallel.
  - Input—2mV into 2K ohms.
  - Signal to noise ratio—better than 60dB.
- BUILT, TESTED AND GUARANTEED **89/6**

Eight special H.F. transistors are used in the Z.12 to achieve results to compare favourably in every way with the costliest equipment you can buy. But the Z.12 is smaller, is more versatile and certainly saves you money. It is preferred not only for mono and stereo hi-fi, but it also enjoys enormous popularity fitted in electric guitars, used for P.A. and intercoms and many other instances where power and dependability are imperative. This superb amplifier with integrated pre-amp is supplied ready-built, tested and guaranteed together with the Z.12 manual which details matching, volume and tone control and selector switching circuits using one Z.12 in mono or two in stereo.

**Technical Description**  
The Z.12 measures only 3in. x 1½in. x 1in. and weighs 3 ozs. 8 special transistors are employed in original circuitry developed by Sinclair Radionics own research team. The unit, which includes its own pre-amp, is ruggedly built. Two are ideal in stereo. This versatile amplifier can be powered by batteries or the PZ.3 12 volt car or other batteries.

## SINCLAIR MICRO FM 7 TRANSISTOR COMBINED FM TUNER AND RECEIVER



Less than 3in. x 1½in. x ½in. F.M. Superhet using pulse counting discriminator for superb audio quality. Low I.F. makes alignment unnecessary. Tunes 88-108 Mc/s. The telescopic aerial suffices for good reception in all but poorest areas. Signal to noise ratio —30dB at 30 microvolts. Takes standard 9v. battery. One outlet serves for feeding to amplifier or recorder, the other allows set to be used as a pocket portable. Brushed and polished aluminium front, spun aluminium dial. A fascinating set to build which gives excellent reception by any standards. Complete kit Inc. aerial, case, earpiece and instructions.

NEEDS NO ALIGNING

**£5.19.6**



## SINCLAIR STEREO 25 PRE-AMP AND CONTROL UNIT

For use with two Z.12's or any good hi-fi stereo system. The front panel is elegantly styled in solid brushed and polished aluminium with well styled solid aluminium knobs. Frequency response 25 c/s to 30 kc/s ±1dB connected to two Z.12's. Sensitivity Mic. 2mV into 50kΩ: P.U.—3mV into 50kΩ: Radio —20mV into 4.7Ω. Equalisation correct to within ±1dB on RIAA curve from 50 to 20,000 c/s. Size 6½in. x 2½in. x 2½in. plus knobs.

BUILT, TESTED AND GUARANTEED **£9.19.6**

SINCLAIR PZ.3. Transistorised mains power supply unit with ample output for two Z.12's and Stereo 25 together.

**79/6**



SINCLAIR RADIONICS LTD., 22 Newmarket Rd., CAMBRIDGE


Telephone OCA3-52996



The smallest  
set in the  
World.



# SINCLAIR MICROMATIC



Actual Size



## Guarantee

Should you not be completely satisfied with your purchase when you receive it from us, your money will be refunded in full at once and without question. Full service facilities available to all purchasers.

There could not be a better time than NOW to enjoy using the Sinclair Micromatic. The performance of this British-designed and made 6-stage transistor set is fantastic. It assures reception from stations all round the dial and all round the clock with unsurpassed power and clarity, thanks to the unique new circuitry which this set incorporates. It plays virtually anywhere, indoors and out and you can enjoy your listening without ever disturbing the privacy of others nearby. You will particularly like the fine appearance of the Micromatic—it is completely professional inside and out and you can build it for yourself or buy it complete ready to play at once.

### Technical description


6-stage receiver having two R.F. stages, a double diode detector and a powerful three stage A.F. amplifier, the output from which feeds into a specially matched high quality lightweight earpiece. The MICROMATIC has its own built-in ferrite rod aerial and uses vernier type tuning over the medium wave band. A.G.C. counteracts fading from distant stations. The beautifully styled case is faced with an artist designed aluminium front panel of outstanding elegance, with aluminium tuning dial to match.

Complete kit in new "see-for-yourself" pack, instructions and solder.

**59/6**

**79/6**

Built, tested and guaranteed with ear piece and batteries.



If you prefer not to cut this page, please quote PW7 when writing your order.

SINCLAIR RADIONICS LTD., 22 NEWMARKET ROAD, CAMBRIDGE

Please send

.....  
.....

for which I enclose cash/cheque/money  
order value £.....s.....d.

NAME

ADDRESS

.....  
.....  
.....

PW.7


## NEW - ENLARGED - IMPROVED EXPERIMENTER'S PRINTED CIRCUIT KIT

**BUILD 36 INTERESTING PROJECTS on a PRINTED CIRCUIT CHASSIS with PARTS and TRANSISTORS from your SPARES BOX**

**CONTENTS:** (1) 2 Copper Laminate Boards 4½" x 2¼". (2) 1 Board for Matchbox Radio. (3) 1 Board for Wristwatch Radio, etc. (4) Resist. (5) Resist Solvent. (6) Etchant. (7) Cleanser/Degreaser. (8) 16-page Booklet *Printed Circuits for Amateurs*. (9) 2 Miniature Radio Dials SW/MW/LW. Also free with each kit. (10) Essential Design Data, Circuits, Chassis Plans, etc. for building.

### 36 TRANSISTORISED PROJECTS

A very comprehensive selection of circuits to suit everyone's requirements and constructional ability. Many recently developed very efficient designs published for the first time, including 6 new circuits.



### EXPERIMENTER'S PRINTED CIRCUIT KIT 8/6

Postage & Pack. 1/6 (UK)  
Commonwealth:  
SURFACE MAIL 2/-  
AIR MAIL 8/-  
Australia, New Zealand  
South Africa, Canada

(1) Crystal Set with biased Detector. (2) Crystal Set with voltage-quadrupler detector. (3) Crystal Set with Dynamic Loudspeaker. (4) Crystal Tuner with Audio Amplifier. (5) Carrier Power Conversion Receiver. (6) Split-Load Neutralised Double Reflex. (7) Matchbox or Photocell Radio. (8) "TRIFLEXON" Triple Reflex with self-adjusting regeneration (Patent Pending). (9) Solar Battery Loudspeaker Radio. The smallest 3 designs yet offered to the Home Constructor anywhere in the World.

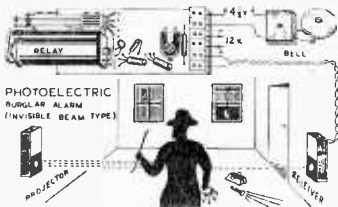
### 3 SUBMINIATURE RADIO RECEIVERS

Based on the "Triflexon" circuit. Let us know if you know of a smaller design published anywhere. (10) Postage Stamp Radio. Size only 1-62" x .95" x .25". (11) Wristwatch Radio 1-15" x .80" x .55". (12) Ring Radio .70" x .70" x .55". (13) Bacteria-powered Radio. Runs on sugar or bread. (14) Radio Control Tone Receiver. (15) Transistor P/P Amplifier. (16) Intercom. (17) 1-valve Amplifier. (18) Reliable Burglar Alarm. (19) Light-Seeking Animal, Guided Missile. (20) Perpetual Motion Machine. (21) Metal Detector. (22) Transistor Tester. (23) Human Body Radiation Detector. (24) Man/Woman Discriminator. (25) Signal Intercom. (26) Pocket Transceiver (Licence required). (27) Constant Volume Intercom. (28) Remote Control of Models by Induction. (29) Inductive-Loop Transmitter. (30) Pocket Triple Reflex Radio. (31) Wristwatch Transmitter/Wire-less Microphone. (32) Wire-less Door Bell. (33) Ultrasonic Switch/Alarm. (34) Seismic Car Alarm. (35) Quality Stereo Push-Pull Amplifier. (36) Light-Beam Telephone - "Photophone".

## PHOTOELECTRIC KIT

**BUILD 12 EXCITING PHOTOELECTRIC DEVICES**

**CONTENTS:** 2 P.C. Chassis Boards, Chemicals, Etching Manual, Cadmium Sulphide Photocell, Latching Relay, 2 Transistors, Condenser, Resistors, Gain Control, Terminal Block, Elegant Case, Screws, etc. In fact everything you need to build a Steady-Light Photo-Switch/Counter/Burglar Alarm, etc. (Project No. 1) which can be modified for modulated-light operation.



### PHOTOELECTRIC KIT 39/6

Postage & Pack. 2/6 (UK)  
Commonwealth:  
SURFACE MAIL 3/6  
AIR MAIL £1.0.0  
Australia, New Zealand,  
S. Africa, Canada & U.S.A.  
Also Essential Data Circuits  
and Plans for Building

**12 PHOTOELECTRIC PROJECTS.** (1) Steady-Light Photo-Switch/Alarm. (2) Modulated-Light Alarm. (3) Long-Range Stray-Light Alarm. (4) Relay-Less Alarm. (5) Warbling-Tone Alarm. (6) Closed-Loop Alarm. (7) Projector Lamp Stabiliser. (8) Electronic Projector Modulator. (9) Mains Power Supply. (10) Car Parking Lamp Switch. (11) Automatic Headlamp Dipper. (12) Super-Sensitive Alarm.

**OPTICAL KIT** Everything needed (except plywood) for building: 1, Invisibile-Beam Projector and 1 Photocell Receiver (as illustrated).

**CONTENTS:** 2 lenses, 2 mirrors, 2 45-degree wooden blocks, Infra-red filter projector lamp holder, building plans, performance data, etc. Price 19/6. Postage and Pack. 1/6 (UK).

### LONG RANGE OPTICAL KIT 29/6 p.p. 1/6

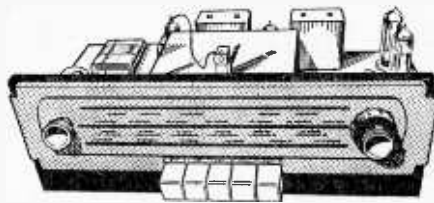
Send a S.A.E. for full details, a brief description and Photographs of all Kits and all 50 Radio, Electronic and Photoelectric Projects. Assembled.

Obtainable from your local supplier or direct from

## "EXPERIMENTAL ELECTRONIC KITS"

Dep. YORK ELECTRICS, 333 York Rd., London S.W.11

## BRAND NEW AM/FM (V.H.F.) RADIOGRAM CHASSIS AT £15.15.0 (Carriage Paid) H.P. Available



Chassis size 15 x 6½ x 5½in. high. New manufacture. 200-250v. A.C. only. Pick-up Ext. Speaker. Ac., E. and Dipole Sockets. Five push-buttons—LW, MW, SW, FM and Gram. Aligned and tested. Tone control 1000-1900M; 200-550M; 88-98 Mc/s. 6-17 Mc/s. E280 rect.; ECH81, EF89, EA8C80, EL84, EOC85, 3-ohm speaker required. Tape Socket.

**NEW 6 PUSH-BUTTON STEREOGRAM CHASSIS.** M.W.: S.W.1; S.W.2; V.H.F. Gram; Stereo Gram. Two separate channels for Stereogram with balance control Also operates with two speakers and tested. Tone control 1000-1900M; 200-550M; cream and red. 15 x 3in. 190-550M; 18-51M; 60-187M; VHF 86-100 Mc/s. Valves: EOC85, ECH81, EF89, 2 x ECL86, EM84 and Rect. Price £19.18.0, carr. paid. Tape Sockets. Tone Control 2 x 3 watts.

### TAPE AMPLIFIER FOR MAGNAVOX TAPE DECKS — 2 or 4 TRACK (4 TRACK 25/- EXTRA)

Chassis 19½ x 5½ x 4½in. high. Plastic front panel "gold" finish—12½ x 4½in. 200-250 A.C. Record/Playback amp. switch; Off/On-Tone; Vol/Mic; Vol/Gram; Mic. Input; Gram, Input; Monitor; Speaker Sockets. Valves 6BR7; 12AX7; EM84; EL84; 6X4 Separate power pack. Complete amp. and power pack, £8.17.8. (6/- P. & P.). Rextine covered cabinet (tan) 15½ x 17 x 9½in. high with sloping front for amp; complete with two tweeter speakers, and special adapting brackets for Magnavox Deck—55/- (8/- carr.) 3 speed Magnavox 2 track tape deck £10.10.0; 4 track £12.15.0. Complete Recorders (with speed compensation) 2 track £29; 4 track £32 (carr. 25/-). Worth £10 more on normal retail prices.

## GLADSTONE RADIO

66 ELMS ROAD, ALDERSHOT, Hants.

(2 mins. from Station and Bus)

CLOSED WEDNESDAY AFTERNOON  
CATALOGUE 6d.

Aldershot 22240

## A GUIDE TO AMATEUR RADIO

By Pat Hawker, G3VA

5/9  
inc. postage

A complete introduction to this absorbing hobby. Operating techniques, technical fundamentals, including equipment and aerial designs, QSLing, licensing, etc are all clearly explained.

## RADIO AMATEURS' EXAMINATION MANUAL

By B. W. F. Mainprise, G5MP

5/9  
inc. postage

This is really supplementary to the Guide. In question and answer form, it prepares the reader for sitting the Radio Amateurs' Examination to obtain a transmitting licence.

## SERVICE VALVE AND SEMICONDUCTOR EQUIVALENTS

By G. R. Jessop, G6JP

5/6  
inc. postage

By consulting these tables, service-numbered valves and semiconductors can be readily identified.

Further details of other RSGB Publications, information about membership, and a free sample copy of the monthly RSGB Bulletin, may be obtained by writing to:

**RADIO SOCIETY of GREAT BRITAIN, Dept. P.W.,  
28 LITTLE RUSSELL STREET, LONDON, W.C.1  
TEL. 01-405 7373, 2444.**

# BROADWAY ELECTRONICS

**GARRARD 4 SPEED DECKS WITH CARTRIDGE:**  
Autochangers: AT5 Mk 11 £8.19.6. AT60 £10.19.6.  
3000, £8.3.0. 2000, £6.19.6. 1000, £5.19.6.  
AT5—Mono £6.10.0.

P. & P. all changers 7/6.  
**SINGLE PLAYERS:**  
BP26 with cartridge stereo or mono, £9.19.6. SRP 12, £4.5.0. P. & P. 7/6.

**CARTRIDGES:**  
Stereo: EV26, 25/-, GP83, 15/-, Reuter, STD/2, 17/6.  
Mono: Sonotone, 2T88, 15/-, Acos, GP67, 15/-, P. & P. 1/-.

**MICROPHONES:**  
Xtal Hand Mikes.  
BM3 and 200C 30/-, P. & P. 2/6. Stand for same 9/6 & 12/6. P. & P. 2/-.  
ACOS Mike 45, 21/-, ACOS Mike 40, 18/6. Dyn. Mike DM-391, 22/6. CM21 Xtal, 12/6. CM20 Xtal, 9/6. Magnetic 1m 63C with remote control switch, 15/-. Telephone Pick-up 10/8. P. & P. 1/-.  
Xtal Lapel Mike, 7/6. Guitar Mike, 12/6. P. & P. 1/-.

**SPEAKER ENCLOSURES**  
Tony Corner Cabinet 20 x 10 x 7in. takes 10 x 6in. speaker covered in Rexine and Vynair, 45/-, P. & P. 5/-.

Blake cabinet size 18 x 24 1/2 x 9 1/2in., fabric covered £4.10.0. P. & P. 10/-.

Haydon, 14 1/2 x 15 x 7 1/2in. fabric covered suitable for 12in. speaker, 45/-, P. & P. 7/6.  
Haydon Enclosure fitted with 12in. speaker and volume control £4.17.6. P. & P. 10/-.

**Hi-Fi Bookshelf speaker enclosure** foam lined, cabinet size 10 1/2 x 5 1/2 x 7 1/2in. Teak finish, £3.0.0. P. & P. 3/6.

Wooler for above £3.0.0. P. & P. 2/6. Tweeter 12/6. P. & P. 1/6. Condenser for crossover 2/6. Terminals 2/6 pair. P. & P. 1/-.

**FLINTH** Teak finish to match above Hi-Fi speaker size 17 1/2 x 14 x 4in. for Garrard 1000, 2000, 3000, AT60, BP25, £2.17.6. P. & P. 4/6.

**SPEAKERS:**  
Elac Heavy duty Ceramic Magnets 11,000 line, 10in. round 10 x 6in. 3 ohm or 15 ohm, 42/6. P. & P. 3/6.  
8in. round 15 or 3 ohm, 33/6. P. & P. 3/6. E.M.I. 13 1/2 x 8in. 15 or 3 ohm, 42/6. P. & P. 3/6. E.M.I. Tweeter, 12/6. P. & P. 1/6. R.T.C. 12in. 20 watt 15 ohm Ceramic magnet £5.5.0. P. & P. 3/6. 8 x 4in. Elliptical 30 ohm 30/-, P. & P. 3/6. All other speakers supplied—Goodmans, Bakers, W.B., Wharfedale, Eagle, Tripletone.

**BARGAINS IN TRANSISTORS:**  
AC127, AF114, 115, 116, 117, 118, 119, OC169, 170, 171, 172, 200, 202, 203, 204, 5/6.

OC72, 75, 82, 83, AAZ12, BY38, BCZ11, 3/6. OC71, 81, 87, R.F. Packs 1 OC44, 2 OC45 8/6. AF Packs 1 OC81D, 2 OC81 (Mutual), 8/6. A.F. Pack 1 GET119, 5/6. GET113, Red Spot, 2/-, OC26, 28, 29, 9/8. RP12 Light Cell, 8/6. Diodes, OA81 2/3, OA91, OA95, 1/6. P. & P. 1/-.

**TRANSISTOR ELECTROLYTICS:**  
1, 2, 4, 5, 8, 10, 16, 25, 32, 50, 100 mfd 15 volt working, 1/3. P. & P. 1/-.  
250 mfd DC 3/-, 500 mfd 12v DC, 3/-, 500 mfd 50v DC, 5/-, P. & P. 1/-.

**RESISTORS:** 1 watt 10% from 3.3 ohm to 10 meg 5d. each. 4/- doz. P. & P. 1/- minimum. 24/4.

**EARPIECES WITH CORD AND 3.5 mm. plug.** 8 ohm magnetic, 3/-, 250 ohm, 4/-, 180 ohm with clip, 6/6. Xtal 4/-, P. & P. 6/6.

**TRANSISTOR SPEAKERS** 8 ohm 2in., 8/6; 3in. 10/6; 3 1/2in. 12/6. P. & P. 1/-.

**PANEL LIGHTS.** 6v. Red, Blue, Green, Yellow, White (uses Lilliput bulbs) 3/- each. P. & P. 1/-.  
**NEON PANEL LIGHTS.** 250, 250v, 3/- each. P. & P. 1/-.

**PAPER CONDENSERS** for Cross-Over Units 2 mfd. 2/6. P. & P. 1/-.

**ROTARY SWITCHES**  
2 pole Mains Switch, 3/-, 1 pole 12 way, 2 pole 2 way, 3 pole 3 way, 3 pole 4 way, 4 pole 3 way, 3/6 each. P. & P. 1/-.

**PIANOKEY PUSH BUTTON SWITCHES.** 7 button including mains on/off, 6 banks of 6 P.C.O. 8/6. P. & P. 1/-.

**PUSH BUTTON SWITCHES.** 4 button, 2 banks of 6 S.P.C.O., 1 bank of 5 S.P.C.O. 1 off button 5/6. P. & P. 1/-.

**BATTERY CHARGER TRANSFORMERS AND RECTIFIERS** 4 amp. GEC Rect., 15/-, Heavy Duty Transformer 25/-, P. & P. 3/6. 1 amp. Westinghouse contact cooled rect., 7/6. Transformer 12/6. P. & P. 3/6. Large Croc. Clips, 2/6 per pair. P. & P. 1/-.

**FERROX ROD AERIAL** with coils, 8 x 1in. 5/6. 4 x 1in. 4/6. P. & P. 1/-.

Stockists of ● Eagle Products ● Goodmans ● W.B. ● Wharfedale ● Bakers ● Tripletone ● Linear, all makes of amplifiers and speakers supplied. S.A.E. please. Trade terms to bona fide dealers.

**92 MITCHAM ROAD, TOOTING BROADWAY, LONDON, S.W.17**

Telephone BALham 3984

Closed all day Wednesday

(four minutes from Tooting Broadway Underground Station)

## 4-STATION INTERCOM



£6/9/6

Solve your communication problems with this new 4-Station Transistor Intercom. Consisting of Master and 3 Subs, in de-luxe plastic cabinets for desk or wall mounting. Call/talk/listen from Master to Subs and Subs to Master. Ideally suitable for Business, Surgery, Schools, Hospitals, Office and Home. Operates on one 9v battery. On/off switch. Volume control. Complete with 3 connecting wires each 60ft. and other accessories. P. & P. 6/6.

## INTERCOM/BABY ALARM



Originally 6gns. OUR PRICE ONLY 5/7/6

Modernise business or home with this new two-way Portable Transistor Intercom. Consisting of Master and Sub. In strong plastic cabinets, for desk or wall. Designed as a two-way instant communication system. Call/talk/listen from Master to Sub and Sub to Master. Operates on one 9v battery. Complete with 60ft. wire. Battery 2/6. P. & P. 3/6.

## Transistor TELEPHONE AMPLIFIER



Usually 5gns. Our Price Only 55/-

Why not boost business efficiency with this incredible De-luxe Telephone Amplifier. Take down long telephone messages or converse without holding the handset. Indispensable in office/home. On/off switch. Volume Control. Operates on one 9v battery. P. & P. 2/6. Battery 2/6 extra. Full price refunded if returned in 7 days.

**WEST LONDON DIRECT SUPPLIES (PW7)**  
169 KENSINGTON HIGH STREET, LONDON, W.8.

## SPECIAL OFFERS!

**H.F. SIRENS:** Have you found another use for our powerful yet miniature high frequency horns? Already they are being used in burglar and fire alarms, and for all types of equipment where a clear penetrating sound is required.  
1.5/4.5 V. D.C. only 3/6 each plus 1/- P. & P. per horn.

**TRANSISTORS:** OC44, OC45, OC71 and OC72. All at 2/6 each plus 6d. P. & P. OC81 at 2/3 each plus 6d. P. & P.

**RELAYS:**  
1. Miniature plug-in with 2 light duty c/o contacts. Coil 185 ohms. 4 1/8v. D.C. 13/6.  
2. Miniature plug-in with 4 light duty c/o contacts. Coil 130 ohms. 9/15V. D.C. 18/8.  
3. Heavy duty car alarm relay. 6/12V. D.C. 3 heavy duty c/o contacts 27/6.  
P. & P. on above items 1/- each.  
4. Base for item (2) 3/6 plus 6d. P. & P.

**LOUDSPEAKERS:** We carry a range of speakers to suit every application. Typical examples are:  
1. Westwell 0.2W.; 8 ohm; 2 1/2in. dia. 7/9.  
2. Westwell 0.2W.; 8 ohm; 3in. dia. 9/6.  
3. Richard Allen 12in., 15 ohm with tweeter, 37/6 plus 3/- P. & P.

**TEST METERS:** ITI-2. A superb buy for the discerning engineer with a limited budget. 20K ohms/V.; with all the usual desirable features for testing and experimenting. A snip at 69/6 plus 3/- P. & P.

**CARBON CONTROLS:** Excellent range available—10 K ohm—2 Meg. ohms. All at 3/6 each plus 9d. P. & P.

**RECTIFIERS:** BY100 Type at 3/9 each plus 6d. P. & P. All Sinclair products and Lander Security Devices always in stock.

**SINCLAIR RADIONICS PRODUCTS.** i.e. Z.12, Stereo 25. P.Z 3 Power Units at List Prices.

Write or call now for our Components List.

**BOTHWELL ELECTRIC SUPPLIES (Glasgow) LTD.**  
54 EGLINTON STREET, GLASGOW, G.5. Tel. 041 SOUTH 2904.  
Member of the Lander Group.

# PRICE SPECIAL RADIO CHASSIS OFFERS



High Fidelity stereo/tuner amplifier. A four wave band tuner unit integrated with a powerful 16 watt high fidelity push-pull stereo amplifier. The most advanced comprehensive chassis yet designed. 8 Piano Key Selectors. Separate bass and treble controls. Full tape recording and play back facilities. Complete with a 4 speaker system (2-4in. tweeters, 2-10in. bass speakers) plus BSR 4 speed record changer. Model UA70 with ceramic cartridge and diamond stylus.

Fully guaranteed for one year including all valves.

Special Package offer only £74.5.0. (Chassis only 49/ Gns.)

Terms  
£24.15.0 deposit followed by 24 Monthly Payments of £2.11.7 (total H.P. £86.13.0)+17/6 P. & P. Send £25.12.6 NOW.  
For other stereophonic equipment see page 230.

## EQUIPMENT CABINETS OF DISTINCTION

- Illustrated in this advertisement is just one fine cabinet from the Lewis Radio Range.
- Each Lewis Radio Cabinet is carefully made by British Craftsmen and soundly constructed from the best materials available.
- Fill in coupon below to obtain FREE catalogue showing this wonderful range of cabinets.



Lowflex

**FREE THE NEW LEWIS RADIO CATALOGUE**  
Designed to assist your choice of Cabinet.  
The New Lewis Radio Cabinet Catalogue—the most comprehensive ever prepared. Sent absolutely FREE!  
Also available comprehensive range of stereophonic radiogram chassis and matching equipment. See page 230  
Please send your: FREE cabinet catalogue   
Stereophonic equipment leaflets

NAME .....

ADDRESS .....

..... (Dept. P77)

Capitals please

## LEWIS radio

LEWIS RADIO, 100, CHASE SIDE, SOUTHGATE LONDON, N.14. Telephone: PAL 3733/9666

# Practical Wireless Classified Advertisements

The pre-paid rate for classified advertisements is 1/6d. per word (minimum order 18/-), box number 1/6d. extra. Semi-displayed setting £4. 12s. 6d. per single column inch. All cheques, postal orders, etc., to be made payable to PRACTICAL WIRELESS and crossed "Lloyds Bank Ltd." Treasury notes should always be sent *registered post*. Advertisements, together with remittance, should be sent to the Advertisement Manager, PRACTICAL WIRELESS, George Newnes Ltd., 15/17 Long Acre, London, WC2, for insertion in the next available issue.

## SITUATIONS VACANT

TV and Radio, City & Guilds, R.T.E.B., Certs., etc. on 'Satisfaction or Refund of Fee' terms. Thousands of passes. For full details of exams and home training Courses (including practical equipment) in all branches of Radio, TV, Electronics, etc. write for 132-page handbook—FREE. Please state subject. BRITISH INSTITUTE OF ENGINEERING TECHNOLOGY, (Dept. 137K), Aldermaston Court, Aldermaston, Berks.

RADIO & TV Exam. and Courses by Britain's finest Home-study School. Coaching for Brit.I.R.E., City & Guilds Amateur's Licence, R.T.E.B., P.M.G. Cert., etc. FREE brochure from BRITISH NATIONAL RADIO SCHOOL, Russel Street, Reading.

ALDERMASTON COURT POSTAL TRAINING for B.Sc. (Eng) Part 1, A.M.I.E.R.E., A.M.S.E., City & Guilds, G.C.E., etc. prepares you privately for high pay and security as Technician or Technologist. Thousands of passes. For details of Exams & Courses in all branches of Engineering, Building, Electronics, etc. (including latest information on C.Eng.), write for 132-page handbook—FREE. Please state interest. BRITISH INSTITUTE OF ENGINEERING TECHNOLOGY, (Dept. 169K), Aldermaston Court, Aldermaston, Berks.

## RADIO TECHNICIANS

A number of suitably qualified candidates are required for permanent and pensionable employment (mostly in Cheltenham, but from time to time there are some vacancies in other parts of the UK, including London). There are also opportunities for service abroad.

Applicants must be 19 or over and be familiar with the use of Test Gear, and have had practical Radio/Electronic workshop experience. Preference will be given to candidates who can offer "O" level GCE passes in English Language, Maths and/or Physics, or hold the City and Guilds Telecommunications Technician Intermediate Certificate or equivalent technical qualifications.

Pay according to age, e.g. at 19—£747, at 25—£962 (highest age pay on entry) rising by four annual increments to £1,104.

Prospects of promotion to grades in salary range £1,032—£1,691. There are a few posts carrying higher salaries.

Annual Leave allowance of 3 weeks 3 days rising to 4 weeks 2 days. Normal Civil Service sick leave regulations apply.

Application forms available from:

Recruitment Officer (RT),  
Government Communications  
Headquarters  
Oakley, Priors Road  
CHELTENHAM, Glos.

## EDUCATIONAL

RADIO OFFICERS see the world! Sea-going and shore appointments. Trainee vacancies during 1967. Grants available. Day and Boarding students. Stamp for prospectus. Wireless College, Colwyn Bay.

RADIO OFFICER training courses. Write: Principal, Newport and Monmouthshire College of Technology, Newport, Mon.

I.E.R.E., City & Guilds and R.T.E.B. exams. Specialised ICS home-study course will ensure success. For details of wide range of exam. and diploma courses in Radio, T.V. & Electronics, also new practical courses with kits, write to: ICS (Dept. 542), Parkgate Road, London S.W.11.

BECOME 'Technically qualified' in your spare time, guaranteed diploma and exam. home-study courses in radio, T.V. servicing and maintenance. T.T.E.B., City and Guilds, etc: highly informative 120-page Guide—free. CHAMBERS COLLEGE (Dept. 857K), 148 Holborn, London, E.C.1.

CITY & GUILDS (electrical, etc.) on 'Satisfaction or Refund of Fee' terms. Thousands of passes. For details of modern courses in all branches of electrical engineering, electronics, radio, T.V., automation, etc., send for 132 page Handbook—FREE. B.I.E.T. (Dept. 168K) Aldermaston Court, Aldermaston, Berks.

## TRAIN FOR SUCCESS WITH ICS

Study at home for a progressive post in Radio, TV and Electronics. Expert tuition for I.E.R.E., City & Guilds (Telecoms and Radio Amateurs') R.T.E.B., etc. Many unique diploma courses incl. Closed circuit TV, Numerical control & Computers. Also self-build kit courses—valve and transistor.

Write for FREE prospectus and find out how ICS can help you in your career.

ICS DEPT. 541 PARKGATE ROAD  
LONDON, S.W.11.

## SOUND RECORDINGS

A UNIQUE TAPE BUY! Top brand 7in. 2,400ft. 25/-; 5½in. 1,200ft. 15/- P. and P. 1 at 2/-, 2 at 2/9, 3-6 at 3/6. Bargains in all sizes. S.A.E. for list. E. C. KINGSLEY AND CO. LTD., 93 Tottenham Court Road, London W.1. EUSton 6500.

## SERVICE SHEETS

SERVICE SHEETS. RADIO, TV. 5,000 Models. List 1/6. S.A.E. Enquiries. TELRAY, Maudling Bk., Preston.

SERVICE SHEETS (75,000) 4/- each: please add loose 4d. stamp: callers welcome: always open. THOMAS BOWER 5 South Street, Oakenshaw, Bradford.

SERVICE SHEETS for all makes, Radio, TV. Tape Recorders, 1925-1967. Prices from 1/-, Catalogue 6,000 models 2/6d. Free fault-finding guide with all Sheets. Please send stamped addressed envelope with all orders/enquiries, HAMILTON RADIO, Western Road, St. Leonards, Sussex.

RADIO TELEVISION over 3,000 models. JOHN GILBERT TELEVISION, 1b Shepherds Bush Rd., London W.6. SHE 8441.

## SERVICE SHEETS

4/- each, plus postage

We have the largest display of Service Sheets for all makes and types of Radios and Televisions, etc., in the country. Speedy service.

To obtain the Service Sheet you require please complete the attached coupon

Name: .....

Address: .....

.....

.....

To: S.P. DISTRIBUTORS

35/36 Great Marlborough Street,  
London, W.1

Please supply Service Sheets for the following

Make: .....

Model No. .... Radio/TV

Make: .....

Model No. .... Radio/TV

Make: .....

Model No. .... Radio/TV

I require the new 1967 List of Service Sheets at 1/6 each plus postage.

(please delete items not applicable)

I enclose remittance of .....

(which includes postage)

MAIL ORDERS ONLY (July) PW

## TAPE RECORDERS, TAPES, Etc.

TAPES TO DISC—using finest professional equipment 45 rpm—18/- S.A.E. leaflet. DEROY, High Bank, Hawk Street, Carnforth, Lancs.

## RECEIVERS & COMPONENTS

150 NEW ASSORTED Capacitors, Resistors, Silvered Mica, Ceramic, etc. Carbon, Hystab, Vitreous, 1/20 watt, 12/6. Post Free. WHIT-SAM ELECTRICAL, 18 Woodrow Close, Perivale, Middlesex.

## BARGAINS! BARGAINS!

Ex. Government Equipment  
HRO'S, AR88's, 19 Sets and equip-  
ment, 31 Sets, B44's. 88, 38 and 18  
Sets and miscellaneous Surplus  
Equipment.

List 1/-

S.A.E. all enquiries

A. J. THOMPSON (Dept. P.W.)

Eiling Lodge, Codicote, Hitchin,  
Herts.

Tel.: Codicote 242

## WILSON ELECTRONICS

2/- ea. AC126, 127, 128, OC75, S18T, S19T.  
2/3 ea. OC81, 81D, 82, 82D. 2/6 ea. OC44, 45.  
3/- ea. OC71, 72, 170, AF117, 118, 119.  
3/6 ea. AF115, 116, 125, 127, AC107.  
4/- ea. AF114, OC171, 172.  
7/- ea. OC23, 25, 26, 28, 8/6 ea. OC200.  
11/6 ea. AD140, OC35, 38.  
Resistors 5%, 1/2 watt, preferred values 10Ω to  
10MΩ, 4/6 doz.

20 Bradbourne Avenue, Wilford, Nottingham

TRANSMITTING VALVES, 813 or 4B13,  
also 811-G.B., 3 Guildford Close, West  
Worthing, Sussex. Worthing 6151.

## PROFESSIONAL ELECTRONIC COMPONENTS

Send now S.A.E. for our first of many mail  
order lists which includes bargain offer in  
high quality hi-stab res. Don't miss  
getting on our mailing list now!

VAN-BEK ELECTRONICS  
12 Market St., Altrincham, Cheshire

## R & R RADIO

51, BURNLEY RD. RAWTENSTAL, ROSSDALE  
LANCS. TEL. ROSS 3152.

### SALVAGE VALVES

Tested before despatch

6F13	4/6	U329	5/-	30PL1	4/-	PCC84	4/-
6L18	4/6	10P14	5/-	PL36	6/-	PY81	8/6
EF80	1/6	20P5	6/6	PL82	3/8	U301	6/6
ECC82	8/-	30P	7/-	U801	7/8	10P13	5/6
ECL50	3/6	6F15	5/-	10F1	1/6	20D1	2/-
30F5	5/-	EB91	1/-	30FL1	5/-	30P12	5/-
PCF80	4/-	EF85	5/-	PY32	6/-	PY83	5/-
PL81	5/-	6/80L2	4/-	6U4GT	5/-		
PZ30	5/-	20P3	6/-	EY86	4/-		

Speakers. Ex.T.V. 5in. round 6 x 4in., 3/6; 8in. round 6/-;  
post 2/-.

Line Output Transformers available. State set model No.

Turret Tuners, 8/- post 2/-.

Sean Coils, etc. Quote set model No. with all enquiries  
and S.A.E. for prompt reply. All goods subject to satisfac-  
tion or money refunded.

## RECEIVERS & COMPONENTS

(continued)

TRANSISTORS, UNMARKED, UNTESTED,  
40 for 10/-, p. and p. 1/-, 4 packets post free.  
Relays, thousands of types, special catalogue  
free. General catalogue of Mechanical and  
Electrical Gear, Tools, etc. (5,000 items), free.  
K. R. WHISTON (Dept. PRW), New Mills,  
Stockport.

### JOHN'S RADIO (Dept. B) OLD CO-OP, WHITEHALL ROAD DRIGHLINGTON, BRADFORD


FAMOUS ARMY SHORT-WAVE TRANSRECEIVER  
MK. III



This set is made up of 3 separate units: (1) a two  
valve amplifier using a 6V6 output valve; (2) (same  
only, not built in the very latest models) a V.H.F.  
transceiver covering 229-241 Mc/s using 4 valves;  
(3) the main short wave transmitter/receiver covering,  
in two switched bands, just below 2 Mc/s-4 Mc/s,  
and 4 Mc/s-8 Mc/s (approx. 160-37.5 metres)  
using 9 valves. For R.F., C.W. and M.C.W. The  
receiver is superheterodyne having 1 R.F. stage,  
frequency changer, two I.F. (465 Kc/s) signal  
detector, A.V.C. and output stage. A B.F.O. included  
for C.W. or single side-band reception. T.X. output  
valve 807, other valves octal bases. Many extras, e.g.  
netting switch, quick flick dial settings, squelch etc.  
Power requirements LT 12 volts HT receiver 275  
volts D.C., HT transmitter 500 volts D.C., size  
approx. 17 1/2 x 7 1/2 x 11ins. Every set supplied in  
new or as new condition in carton with book in-  
cluding circuits, only £4.10.0d., or Grade 2 slightly  
used 50/- carriage both 15/-.

A FULL KIT of brand new attachments for this  
set including all connectors, control box, headphones  
and mike, aerial tuning unit (co-axial lead etc. at  
only 45/- carriage 5/-, 19 VOLT D.C. power unit  
with all connectors to set and battery, 30/- carriage  
5/- WE MAKE A MAINS 200/250 VOLT POWER  
UNIT in louvered metal case to plug direct into set  
power socket to run (1) receiver, 70/- post 5/-.  
(2) TX and RX, £8.10.0 post 7/6d. A charge of 10/-  
to unpack and test the receiver of these sets is made  
only if requested.

### V.H.F. TRANSRECEIVER MK 1/1



This is a modern self contained tunable V.H.F. low  
powered frequency modulated transceiver for R.T.  
communication up to 8-10 miles. Made for the  
Ministry of Supply at an extremely high cost by  
well known British makers, using 15 midjet B.G. 7  
valves, receiver incorporating R.F. amplifier. Double  
superhet and A.F.C. Slow motion tuning with the  
dial calibrated in 41 channels each 200 Kc/s apart.  
The frequency covered is 39 mc/s-48 mc/s. Also has  
built in Crystal calibrator which gives dips to  
coincide with marks on the tuning dial. Power  
required L.T. 4 1/2 volts, H.T. 150 volts, tapped at  
90 volts for receiver. Every set supplied complete  
with valves and crystals. New in carton, complete  
with adjustable whip aerial, and circuit. Price  
£4.10.0, carriage 10/- Headset or hand telephone  
30/-.

## ELECTRICAL

**240<sup>TH</sup> ELECTRIC POWER ANYWHERE**  
ANYTIME from 12 with CAR BATTERY  
with the AMERICAN DYNAMOTOR UNIT

Input 12; output 200/250w at 150 to 220 volts.  
Perfect for ELECTRONIC. POWER TOOLS and all  
universal AC/DC ELECTRICAL EQUIPMENT gives  
wonderful results. Price ONLY £12.10.0. 30/1000  
Send stamped envelope for full illustrated details  
and SCIENTIFIC PRODUCTS, LEYBURN, LANCS.

## FOR SALE

COMPONENTS AT GIVE-AWAY PRICES:  
92 Assorted resistors, condensers, valve holders,  
diodes, electrolytics, droppers, coils, pre-sets  
and plugs etc., etc., all brand new stock 10/- lot.  
DIAMOND (MAIL ORDER) PRODUCTS,  
204A FROGHALL LANE, HULL, EAST  
YORKSHIRE.

## HAMMERITE

HAMMER PATTERN  
BRUSH PAINT FOR  
PANELS, METALWORK  
TRIAL TIN (covers 5 sq. ft.) 3/6d. + 9d. post.  
● AIR DRYING ● JUST BRUSH ON ●  
WITHSTANDS 150°C. OIL, WATER, ETC.  
2 1/2 oz. tins ... 3/6 Very special prices for  
1 pint ... 7/6 larger sizes, fireproof thin-  
1 pint ... 15/- ners, tinters, transfers, list  
free.

Carriage: Orders up to 5/-, 9d.; up to 10/-, 1/9;  
over 10/-, 3/-. Colours: blue, silver, black or bronze.  
Return of post service, Monday to Friday.

FINNIGAN SPECIALTY PAINTS (PW)  
Mickley Square, Stocksfield, Northumberland.  
Tel. Stocksfield 2250.

MINIFLUX 4-Track stereophonic/mono-  
phonic record/playback heads. List  
Price 6 gns.—Special Offer 55/- each.  
MINIFLUX 4-Track stereophonic/  
monophonic Ferrite Erase Heads. List  
Price £3.10.0.—Special Offer 32/6 each,  
or supplied together (one of each) at  
£3.17.6. SKN4 1/2-track stereophonic  
record/play heads for Transistor Circuits  
at 55/- each. Also available 1/2-track and  
full-track monophonic Ferrite Erase  
Heads. All heads complete with technical  
specifications. Send S.A.E. for details.  
LEE ELECTRONICS, 400 Edgware Rd.,  
Paddington 5521.

## TRANSISTORS SPECIAL OFFER

1 watt S.T.C. 300 mc/s N.P.N.  
Silicon Planar Transistors, limited  
stocks £1 for 6.

WITH DATA

3/- each. OC44, OC45, OC70,  
OC71, OC81, OC81D, OC200,  
GET16, GET20.

4/- each. AF114, AF115, AF116,  
AF117, OC170, OC171.

5/- each. OC139, OC140, GET7,  
GET8, GET9, XC141, BY100,  
OA211.

BSY27 7/6 each OC20 10/- each

## ZENER DIODES

All volts between 3.9v. and 26v.  
1/2w 3/6 each, 1.5w 5/- each,  
7w 6/- each.

Send 6d. for full lists:—  
inc., S.C.R., Zeners.

**CURSONS**  
78 BROAD STREET  
CANTERBURY, KENT

**FOR SALE**  
(continued)

**YUKAN** SO PROFESSIONAL THE YUKAN SELF-START HAMMER  
Get their AIR DRYING GREY FINISHES  
OR BLACK WRINKLE (CRACKLE) Finishes

Yukan Aerosol spraykit contains 16 ozs. fine quality durable easy instant spray. No stove baking required. Hammers available in grey, blue, gold, bronze, Modern Eggshell Black Wrinkle (Crackle) all at 14/11 at our counter or 15/11 carriage paid, per push-button self-spray can. Also Durable, heat and water resistant Black Matt finish (12 ozs. self-spray cans only) 13/11 carriage paid.

**SPECIAL OFFER:** 1 can plus optional transferable snap-on trigger handle (value 5/-) for 18/11, carriage paid. Choice of 13 self-spray plain colours and primer (Motor car quality) also available.

Please enclose cheque or P.O. for total amount to:

**YUKAN, Dept.**  
307a EDGWARE ROAD,  
LONDON, W.2.  
Open all day Saturday. Closed Thursday afternoons.



Dept. PW/7

**MORSE MADE !!**  
EASY

**FACT NOT FICTION.** If you start RIGHT you will be reading amateur and commercial Morse within a month. Using scientifically prepared 3-speed-records you automatically learn to recognise the code RHYTHM without translating. You can't help it, it's as easy as learning a tune. 18 w.p.m. in 4 weeks guaranteed.

For full explanatory booklet enclose 8d. in stamps to: G3CHS/P. For return C.O.D. Ring G3CHS/P S.T.D. 01-660.2896  
45 GREEN LANE, PURLEY, SURREY

**WANTED**

**WE BUY New Valves, Transistors and clean new components, large or small quantities, all details, quotation by return. WALTON'S WIRELESS STORES, 55 Worcester Street, Wolverhampton.**

**VALVES WANTED, brand new popular types boxed. DURHAM SUPPLIES (C), 175 Durham Road, Bradford 8, Yorkshire.**

**WE BUY New Valves and Transistors. State price. A.D.A. MANUFACTURING CO., 116 Alfreton Road, Nottingham.**

**WANTED: Popular Brand New Valves. R.H.S. Stamford House, 538 Great Horton Road, Bradford 7.**

**DAMAGED AVO METERS wanted. Models 7 and 8. Any condition. Any quantity. Send for packing instructions. HUGGETTS LTD., 2-4 Pawson's Road, West Croydon.**

**WANTED NEW VALVES ONLY**

Must be new and boxed  
Payment by return

**WILLIAM CARVIS LTD**  
103 North Street Leeds 7

**MISCELLANEOUS**

**ALUMINIUM CHASSIS, PANELS, etc.** Quick service, 'One-offs' welcome. Send sketch for quotation (stamp please). Trade supplied. **FAIRISGRADES LTD.,** Barling, Nr. Southend, Essex.

**CONVERT ANY TV SET** into an Oscilloscope. Diagrams and instructions 12/6. **REDMOND,** 42 Dean Close, Portslade, Sussex.

**MISCELLANEOUS**  
(continued)

**ELECTRONIC MUSIC?**

Then how about making yourself an electric organ? Constructional data available—full circuits, drawings and notes! It has 5 octaves, 2 manuals and pedals with 24 stops—uses 41 valves. With its variable attack you can play Classics and Swing.

Write NOW for free leaflet and further details to C. & S., 20 Maude Street, Darlington, Durham. Send 3d. stamp.

**HEATHKIT**

The World's Largest Manufacturer of

**ELECTRONIC KITS**

We invite you to visit our showrooms at

233 Tottenham Court Road, London, W.1  
Telephone: 01-636-7349

Send for Free Catalogue, Dept. TC3

**BOOKS & PUBLICATIONS**

**AUDIO,** America's foremost journal. Year's subscription 43/-, specimen copy 4/-. All American radio journals supplied—list free, WILLEN (Dept. 40), 61a Broadway, London, E.15.

**SURPLUS HANDBOOKS**

- 19 set Circuit and Notes .. .. 4/6 p/p 6d.
- 1155 set Circuit and Notes .. .. 4/6 p/p 6d.
- H.R.O. Technical Instructions .. .. 3/6 p/p 6d.
- 38 set Technical Instructions .. .. 3/6 p/p 6d.
- 46 set Working Instructions .. .. 3/6 p/p 6d.
- 88 set Technical Instructions .. .. 5/- p/p 6d.
- BC.221 Circuit and Notes .. .. 3/6 p/p 6d.
- Wavemeter Class D Tech. Instr. .. .. 3/6 p/p 6d.
- 18 set Circuit and Notes .. .. 3/6 p/p 6d.
- BC.1000 (31 set) Circuit and Notes .. .. 3/6 p/p 6d.
- CR.100/B.28 Circuit and Notes .. .. 8/6 p/p 9d.
- R.107 Circuit and Notes .. .. 5/- p/p 6d.
- AR.88D Instruction Manual .. .. 15/- p/p 1/6
- 62 set Circuit and Notes .. .. 4/6 p/p 6d.
- Circuit Diagram 3/- each post free. R.1116/A, R.1224/A, R.1355, R.F. 24, 25 and 26, A.1134, T.1154, CR 300, BC.312, BC.342, BC.348J, BC.348 (E.M.P.), BC.624, 22 set.
- 52 set Sender and Receiver circuits 6/- post free

Resistor colour code indicator, 1/6 p/p 6d.

S.A.E. with all enquiries please.  
Postage rates apply to U.K. only.

Mail order only to:

**INSTRUCTIONAL HANDBOOK SUPPLIES**

DEPT. PW, TALBOT HOUSE,  
28 TALBOT GARDENS, LEEDS 8

**METAL WORK**

**ALL TYPES Metal Cabinets, Control Panels, Chassis, made to order. One-offs welcome. Send specifications, sketches, etc., to HAWLEY SUPPLY CO. (ELECTRICAL) LTD., 5 Ethelbert Road, Hawley, Dartford, Kent.**

**SPINDLES, Bushes, Distance Pieces etc., made to your requirements. Light precision turning and screwcutting, 'one-off' or batches. Quotation on receipt of pattern or drawing. J. K. MOLD, 7 Wyvern Road, Moreton, Wirral, Cheshire.**

**METAL WORK:** All types cabinets, chassis racks, etc., to your specifications. **PHILPOTTS METAL WORKS LTD.** Chapman Street, Loughborough.

**SHORT-WAVE LISTENERS**

"I have just received the current issue of the Radio New York Worldwide Listeners Club magazine, which is sent each month to all RNYWW Club members. Inside its attractive cover are several shortwave news items; technical tips (this issue deals with a choice of microphones); Shortwave Corner; an article dealing with the early life of Signor Marconi, the inventor of wireless; and an amusing little story about the trials experienced by a newcomer to shortwave listening."

Find out what all the noise is about... write now for a free sample copy of the Radio New York Worldwide Listeners Club Bulletin! Radio New York Worldwide Listeners Club, 485 Madison Avenue, New York 10022 USA.

**H.A.C. SHORT-WAVE KITS**

**NEW RELEASE: MODEL "DX"**



Famous for over 30 years for Short-Wave Equipment of quality, "H.A.C." were the original suppliers of Short-Wave Receiver Kits for the amateur constructor. Over 10,000 satisfied customers—including Technical Colleges, Hospitals, Public Schools, R.A.F., Army, Huns. etc.

**IMPROVED 1967 RANGE**  
One-valve model "DX", complete kit—price 56/8 (Postage and packing 3/8.)

Customers say: "Definitely the best one-valve S.W. Kit available at any price." This kit contains all genuine short-wave components, drilled chassis, valve, accessories and full instructions. Ready to assemble, and of course, as all our products—fully guaranteed. Full range of other S.W. kits still available, including the famous model "K" (recommended by radio clubs). All orders despatched by return. (Mail order only.) Send now for a descriptive catalogue, order form, etc., to—

**"H.A.C." SHORT-WAVE PRODUCTS**  
29 Old Bond Street, London W.1

**"GLOBE-KING"**


**2-4 Metres 10-180 Metres**

**ALL TRANSISTOR**

**AMATEUR VHF and SHORT-WAVE KITS**  
Send stamped addressed envelope for free copy interesting literature describing latest products: Unique VHF kit model SR2/P. 70-150 Mcs., 69/6 p.p. 4/-. Short-Wave kit model TR2. 79/6 p.p. 5/- "Mini-Amp" self-contained, cabinet size a mere 4 x 3 1/2 x 2 1/2. 139/6 p.p. 4/-. Despatch: Within 21 days from receipt of order. Overseas enthusiasts send local stamp for literature and special postal charges for your particular country: Sole makers "Globe-King" (Regd.) products: Tel.: 24864; Est. 1943.

**JOHNSONS (RADIO)**  
St. Martins Gate, Worcester

# FANTASTIC NEW 1967 BARGAINS FROM CONCORD



Frustrated Import Shipment  
OFFERED BELOW HALF PRICE TO CLEAR  
ALL TRANSISTOR 500 only  
PERSONAL TRANSCIVER SETS  
**£6.19.6**

OUR PRICE **£6.19.6**  
You've heard about them—You've read about them. NOW'S YOUR CHANCE TO OWN THEM. Highly sensitive two-way transistor transceiver sets have individual volume control and talk-listen switch. Telescopic aerial puts in the voice from the other set over tremendous distances—no wires—a genuine transceiver as used by official bodies and forces. 500 sets only at **£6.19.6** plus 5/8 p. & p. (Batteries, leather cases, etc. 10/6 ex.). Money back if not delighted with the performance. These cannot be operated in U.K.

NO SOLDERING AMAZING CIGARETTE RADIO  
ONLY **25/-**




Yes a perfectly ordinary packet of cigarettes! But watch your friends astonishment on hearing it fetch in station after station, loud and clear! Still holds 10 cigarettes yet cleverly conceals highly sensitive, fully transistorized circuit (including battery). Even a young boy can assemble it under 2 hours. No soldering. No experience necessary. Only 16 connections to make. Ideal for taking to work with you. From our bulging testimonial file Mr. D. E. of Huddersfield writes: "... I have fitted the parts in it and it is working wonderfully. ... ALL PARTS including Semi-Conductors, ABC Plans, etc. ONLY 25/- plus 2/8 post, etc. Parts available separately.



3500 Bought at "Rock Bottom" Off Leading British Maker REAL EPISCOPE PROJECTOR ONLY **45/-**

No more to pay! Projects FULL SIZE Magnified PICTURE on to your wall or screen in BLACK & WHITE OR COLOUR with CRYSTAL CLARITY ANY PHOTOGRAPH, DOCUMENT, picture drawing, stamp, etc. Entertaining and educational—hundreds of uses in home, office, schoolroom, etc. A FULL SIZE precision made scientific instrument WITH REAL GLASS REFLEX LENS. Sturdy, reliable. So simple even a child can use it—plugs into standard mains. BRAND NEW complete with cable, lamp, etc. Offered at fraction of real worth at 45/- plus 5/- P. & P. Satisfaction or money back.



10 SEMI CONDUCTORS 79/11  
2 WAVEBAND RADIO

FAMOUS MAKE. 750 only bought at 2/2's below actual value.

Brand new in well-known manufacturers' cartons (whose name we have agreed not to mention). Latest 1967 model with multi-section telescopic aerial in addition to internal ferrite interceptor aerial. Full size radio pulls in 100's of stations. Works in car, plane or boat. Superb high fidelity tone from big speaker at half-filling volume. 79/11 + 4/7 p.p. Col.: Black red, grey or green. (Leather case, sling, earphones and batt. 8/6.) Money back if not worth double—Try for 7 days.

Don't be put off by amazing low price—we bought bankrupt stock.



NAVAL (Pattern) BINOCULARS 40mm. O.G. lens **45/-**


NO MORE TO PAY

including real pigskin case. Superb area magnifications of 15 times. Brand new. Grade A. 2 de luxe model by leading optical manufacturer. Full size, metal construction, lightweight, precision ground and polished optical lenses for wide angle, needle sharp definition. Telescopic draw tubes with smooth action centre focusing and inter-pupillary pivot. Takes you into space or just across the road. Save 2/2's—ONLY 45/-, incl. real pigskin case and shoulder strap, plus 4/8 p. & p. Order quickly while limited stocks last. Money back guarantee.



Make 5 different TRANSISTOR RADIOS for **39/6** No Experience Necessary

No soldering. Only 8 connections for first radio to work. Just look, you get Easy ABC Plans, Cabinet, Loudspeaker (alone 17/6), Earphone, 4 Semi-conductors, Coils, Condensers, Resistors, Tuner, Switch, Screws, etc. YES—EVERYTHING! Loud clear English and Foreign reception. As supplied to Educational Authorities, H.M. Forces, etc. TESTIMONIALS GALORE. Complete course—originally



HIGH POWERED TRIPOD TELESCOPE ONLY **45/-** NO MORE TO PAY

Advantageous Purchase Direct from Importer. 750 only at fraction of the true value. Special grade A. 1 De Luxe model—passed by Japanese Board of Inspection. All Metal construction in Black Crackle finish with plated parts and simulated leather covering. Special polished optical lens gives astounding magnification power of 900-1 areas. Single draw focusing tube enables you to study the MOON, PLANETS & STARS. Independent view finder permits you to focus on subjects miles away or just across the road. Brand new complete with collapsible tripod at unbelievable price of only 45/- plus 5/- post and SAFE PACKING. Satisfaction or your money back.

CONCORD ELECTRONICS LTD. (Dept. P.W.39), 77 New Bond St., London, W.1  
MAIL ORDERS ONLY

## The most accurate pocket size CALCULATOR in the world

The 66 inch OTIS KING scales give you extra accuracy. Write today for free booklet, or send 75/- for this invaluable spiral slide rule on approval with money back guarantee if not satisfied.

CARBIC LTD. (Dept. PW2)  
54 Dundonald Road, London, S.W.19



FREE BOOKLET ON REQUEST

LOW-COST FIELD-EFFECT TRANSISTORS are now available, for immediate despatch, from 10/6 each.

These top quality junction field-effect transistors are now available at a price comparable with that of valves, for use in AF and RF applications where space and efficiency are at a premium.

Brief specifications of a few of the many devices held in stock, are given below. For further information on these and a great many others send 2/6 P.O. for a copy of our FET "DATA SUMMARY", which will be available in mid-May.

Type	Chan- nel	Pack- age	GSS (max.) Volts	I <sub>SS</sub> (max.) nA	DSS min. max. mA	f <sub>s</sub> min. max.	C iss max.	Price
MPF 104	N	TO-92	25	1-0	1-0 5-0	1000/5000	7-0	10/6
MFE 2094	N	TO-72	50	0-1	0-4 1-4	350/700	6-0	26/3
2N 3819	N	TO-92	25	2-0	2-0 20	2000/6500	8-0	24/-
2N 3820	P	TO-92	20	2-0	0-3 15	800/5000	32	24/3
2N 3909	P	TO-92	20	10	0-3 15	1000/5000	32	20/3

We can also supply hundreds of other semiconductor and a comprehensive selection of electronic components, some of which are listed below:

TRANSISTORS: AF 106, 8/3; AF 139 12/8; OC 29 25/8; OC 35; 16/6; OCP 71, 24/-; NKT 212, 4/3; NKT 218, 3/11; NKT 271, 3/4; NKT 274, 3/4; NKT 676, 4/-; NKT 773, 4/8; 2G 302, 5/4; 2N 706, 4/6; 2N 2147, 18/-; 2N 2646, 14/-; 2N 2926 (yellow), 4/3; 2N 3563, 6/3; 2N 3638, 8/-; 2N 3640, 11/8; 2N 3646, 8/3; 2N 3702, 7/-; 2N 3703, 8/-, etc.  
DIODES AND RECTIFIERS: OA 91, 2/-; OA 95, 2/-; OA 200, 3/-; OA 202, 4/-; BYZ 11 14/3; BYZ 12, 11/3; BYZ 13, 8/-; BZV 88/C6V2, 6/-, etc.  
VARICAP DIODES: BA 110 (8-12pf), 5/9; BA 111 (45-65pf), 7/3; BA 112, (80-120pf), 12/9, etc.

RESISTORS: 1/4 W. Carbon film 5% 10 ohm-10 Megohm. 3jd. each.  
CAPACITORS: Electrolytic from 1/5. Polyester from 9d. Polystyrene from 10d. Tantalum from 3/8. Silver Mica from 9d. Send us a list of your requirements for a competitive quotation.  
TRANSFILTERS: Ceramic filters for use in transistor I.F. stages.  
(INFORMATION ON REQUEST) TF-01D (470KHZ), (Emitter Bypass), 7/-; TO-01D (470KHZ) (Interstage Coupling), 8/9.

Please add 2/- postage and packing on all orders of £1 or less.

MAIL ORDER ONLY PLEASE

TERMS: C.W.O. or C.O.D.

M. R. Clifford & Company (Components Dept.)

209A Monument Road, Edgbaston, Birmingham, 16.

P.S.: Are you on our mailing list? If not, send 2/- P.O. and receive our current transistor price list (800/2) and amendment bulletin, and further information as it becomes available.

P.P.S.: We are now an ELECTRONIQUES DEALER which makes us a single supply source for almost every component need.

## Questions and Answers Series

Q. & A. on TRANSISTORS  
Clement Brown

Starting with the properties of semi-conductor materials, this book covers basic transistor circuits, transistors in radio receivers, high fidelity amplifiers and tape recorders and public address equipment. 96 pages. 60 line diagrams.

Q. & A. on RADIO  
H. W. Hellyer

Starting with the fundamentals of electricity and sound and radio waves, this manual provides a thorough grasp of the principles of radio and television transmission and reception, with emphasis on modern practical techniques. 128 pages. 70 line diagrams.

Only 8s. 6d. each from all booksellers or in case of difficulty by post, 10s. from Newnes, Tower House, Southampton Street, W.C.2

# 1/2 PRICE SPECIAL RADIO CHASSIS OFFERS

HI-FI CONTINENTAL  
STEREOPHONIC RADIOGRAM CHASSIS



Magnificent 'Continental' Stereophonic Radiogram Chassis with piano key switches, built-in ferrite rod aerial. Comes complete with two 10" elliptical loudspeakers, plus a mono/stereo 4-speed automatic record changer. Complete 29j gns. (Units available separately if required. Chassis only, 21 gns.).  
Special terms available of £10.6.6 deposit followed by 18 monthly payments of £1.7.3 (total H.P. of £34.17.0)+17/6 P. & P. Send £11.4.0 now.

## IMPERIAL HI-FI STEREOPHONIC RADIOGRAM CHASSIS



The Imperial Stereophonic 4 waveband chassis has the most advanced specifications yet offered in this country. There is a built-in ferrite rod aerial, seven piano key buttons, controlling mono/stereo selection, Gram/Long-Medium-Short-FM-ON/OFF. The unit comes with two 10" elliptical loudspeakers plus a mono/stereo 4 speed automatic record changer. Complete £41.9.6. Chassis only, 29j gns.  
Special terms available of £13.16.6 deposit followed by 24 monthly payments of £1.8.10 (total H.P. £48.8.6)+17/6 P. & P. Send £14.14.0 now.

## EMPRESS HI-FI AM/FM STEREOPHONIC CHASSIS



This most advanced radiogram chassis with automatic push button selection covers short, medium and long wavebands plus V.H.F./F.M. Offered complete with 2 10 x 6 speakers 4 speed Stereo/Mono autochanger only £35.19.6. Chassis only, 25j gns. Special terms available of £12 deposit followed by 18 monthly payments of £1.11.7. (total H.P. £40.8.6)+17/6 P. & P. Send £12.17.6 now.  
All Lewis Radio equipment including valves are fully guaranteed for one year free of charge. For other Stereophonic Equipment and Cabinets, see page 225.  
Send your cheque or P.O. today while stocks last to Dept. P.77.

**LEWIS radio**  
LEWIS RADIO, 100, CHASE SIDE, SOUTHGATE  
LONDON, N.14. Telephone: PAL 3733/9666

## NEW RANGE U.H.F. AERIALS FOR BBC 2 (625) line transmissions

All U.H.F. aerials now fitted with tilting bracket and 4 element grid reflectors.  
Loft Mounting Arrays, 7 element, 35/-, 11 element, 42/6; 14 element, 50/-, 18 element, 57/6. Wall Mounting with Cranked Arm, 7 element, 60/-, 11 element, 67/-, 14 element, 75/-, 18 element, 82/6. Mast Mounting with 2in. clamp, 7 element, 42/6; 11 element, 55/-; 14 element, 62/-; 18 element, 70/-, Chimney Mounting Arrays, Complete, 7 element, 72/6; 11 element, 80/-; 14 element, 87/6; 18 element, 95/-. Complete assembly instructions with every unit.  
Low Loss Cable, 1/8 yd. U.H.F. Preamps. from 75/-. State clearly channel number required on all orders.

### BBC · ITV · F.M. AERIALS



**BBC (Band 1).** Telescopic loft, 21/-, External S/D. 30/-, "H" £21.0.0.  
**ITV (Band 3).** 3 element loft array, 25/-, 5 element 35/-. Wall mounting, 3 element, 35/-, 5 element, 45/-.  
**Combined BBC/ITV.** Loft 1+3, 41/3; 1+5, 48/9; Wall mounting 1+3, 56/3; 1+5, 63/9; Chimney 1+3, 63/9; 1+5, 71/3.  
**VHF** transistor pre-amps, 75/-.

**F.M. (Band 2).** Loft S/D, 12/6, "H", 30/-, 3 element, 52/6. External units available. Co-ax cable, 9d. yd. Co-ax plugs, 1/3. Outlet boxes, 4/6. Diplexer Crossover Boxes, 12/6. C.W.O. or C.O.D. P. & P. 5/- Send 6d. stamps for illustrated lists.  
Quotations for special arrays available on request

**K.V.A. ELECTRONICS** (Dept. P.W.)  
27 Central Parade, New Addington  
Surrey CRO OJB  
LODGE HILL 2266

AROUND THE WORLD  
GO A.F.N. PATENTED  
396  
22  
POST FREE  
TRA N I S T O R P O R T A B L E !  
Pat. App. for

On your own  
**TRA N I S T O R P O R T A B L E !**  
★ Boosts Pirate and distant stations  
★ No Plugs—No Connections! Just place Dewtron Wave Trap near radio.  
★ Extends Battery life — reduces 'fading'.  
★ Use in car, caravan, without aerial.  
With PP3 battery (Life several months).  
D.E.W. LTD., Dept. P.W., Ringwood Road,  
FERNDOWN, Dorset.

**Resistors**  
1W, 10%, High Stab. Class 1 low noise 3/- per doz.  
As above in assorted values 18/6 per 100

**Capacitors**  
Min. Electrolytics assorted values 9/- per doz.  
Polystyrene up to 0.0047uF 6/- per doz.  
up to 0.022uF 9/- per doz.  
Polyester and foil (see list for details) from 6/- per doz.  
Transistors (See list for complete selection)  
Matched output kit, OC81D + 2x OC81 7/6 per set  
Type 1020 PNP Germanium, AF, 60mW 8/- per doz.  
Type 1024 PNP Germanium, RF, Typ. 4Mc/s. 17/6 per doz.

OC44, OC45, OC70, OC71, ACY22, OC81D 2/3 each  
Silicon Epitaxial P.N.P. BC108 5/6 each  
OC28 (7/8), OC25 (8/8), OC36 (10/-)

**Amplifier**  
4 Watt into 8 ohms from Xtal P.U. 9V Supply 15/- each

For complete list of Laboratory Components send S.A.E. to:  
**LABORATORY EQUIPMENT (ELEC)**  
38 Crawford St., London, W.1  
All goods C.W.O. and P.P. 1/6

## NEW VALVES!

Guaranteed Set Tested  
24-HOUR SERVICE

1R5	5/-	DL94	5/6	EY51	5/11	PY81	5/-
185	3/9	DL96	5/11	EY86	5/3	PY82	4/9
1T4	2/9	DY86	5/6	EZ40	6/-	PY83	5/3
384	4/3	DY87	5/6	EZ90	4/3	PY90	5/9
3V4	5/6	EAB00	5/6	EZ81	4/6	PY801	5/11
5Y4G	7/9	EBC41	7/9	GZ32	8/9	R19	6/6
6F1	6/3	EBF80	5/9	KT61	6/3	U25	9/3
6L18	6/-	EBF89	5/9	N78	14/6	U26	8/9
10F1	9/6	EC81	3/3	PC86	7/6	U191	10/-
10P13	8/3	ECC82	4/6	PC89	7/6	U191	11/6
20F2	10/3	ECC83	4/6	PC97	5/9	U801	18/-
20P1	8/9	ECC85	5/3	PC900	8/-	UABC80	5/-
20P4	12/6	ECH35	5/9	PCC84	5/3	UAP42	6/11
30F5	9/9	ECH42	8/9	PCC89	9/9	UBC41	6/6
30P4	11/6	ECH81	5/-	PCC189	8/3	UBF89	5/9
30P19	11/6	ECH84	7/9	PCF80	6/3	UCC84	7/9
DAC32	6/9	ECL80	5/9	PCF82	5/9	UCC85	6/-
DAF91	3/9	ECL82	6/-	PCL82	8/3	UCF80	8/-
DAF96	5/11	ECL86	7/6	PCL83	6/3	UCH42	3/6
DF33	7/6	EF39	3/6	PCL84	7/-	UCH81	5/9
DF91	2/9	EF41	5/9	PCL85	8/3	UCL82	6/9
DF96	5/11	EF80	4/3	PL36	9/-	UCL83	8/6
DK32	7/-	EP88	5/-	PL81	6/3	UF41	7/9
DK91	5/-	EP88	6/-	PL82	6/9	UF89	5/6
DK96	6/3	EP89	4/9	PL83	5/11	UL41	7/9
DL33	6/6	EL33	6/3	PL84	6/-	UL84	6/-
DL35	4/9	EL41	8/-	PY32	8/3	UY41	5/3
DL92	4/3	EL84	4/3	PY33	8/3	UY85	4/9

Postage on 1 valve 9d. extra. On 2 valves or more, postage 6d. per valve extra. Any parcel insured against damage in transit 6d. extra. Office address, no callers.

## GERALD BERNARD

83 OSBALDESTON ROAD  
STOKE NEWINGTON  
LONDON N.16

*An invaluable book for all those concerned with radio and electronic engineering —*

# MATHEMATICS for RADIO and ELECTRONICS TECHNICIANS

Dr.-Ing. Fritz Bergtold

This book begins with the most simple of equations and basic methods of calculations and gradually works its way through the various branches of mathematics which will be required by the radio and electronics technician.

The subjects covered include in-volution, curves, arrangement, transformation, the slide rule, logarithms, the treatment of trigonometrical functions, polar co-ordinates and the Gaussian plane, vectors and calculation with complex values.

8 1/2" x 5 3/8". 320 pages  
Line illustrations

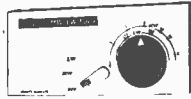
**50s**

FROM YOUR BOOKSELLER...  
or in case of difficulties 51s 6d from  
GEORGE NEWNES LTD.,  
Tower House, Southampton St.,  
London WC2.



WE CAN SUPPLY FROM STOCK MOST OF THE PARTS SPECIFIED ON CIRCUITS IN THIS MAGAZINE. SEND LIST FOR QUOTATION.

OR BETTER STILL—BUY THE NEW 1967 CATALOGUE. EVERYTHING YOU NEED IS LISTED AND AVAILABLE FROM STOCK.



**SCR'S (THYRISTORS)**

● 1 AMP SERIES WIRE LEADS

50 PIV .. 7/8	100 PIV .. 7/8
200 PIV .. 12/8	300 PIV .. 15/-
400 PIV (280V Rms) 1 Amp .. 17/8	
100 PIV, 3 Amp Stud Type .. 9/6	
400 PIV, 3 Amp (280V Rms) Stud .. 20/-	
400 PIV 5/7 Amp (280V Rms) .. 25/-	

**TUNNEL DIODES**

1mA 22/8; 5mA 15/-; 15mA 12/8.  
Brand new with fraction of normal price.  
Free Specs. supplied.



**HENRY'S RADIO LTD.**

303 EDGWARE ROAD, LONDON, W.2  
P.A. Dingleton 1008/9 (STD: 01-728 1008)  
Open Mon. to Sat. 9-6. Thurs. 1 p.m.  
Open all day Saturday

**GARRARD DECKS—BRAND NEW FULLY GUARANTEED**

1000 mono	£5 19 6	SP25 stereo	£10 19 6	401 less cart./arm	£27 10 0
AT5 mono	£8 9 6	SP25 Deram	£13 19 6	AT6 mono Mk. II	£8 19 6
2000 mono	£8 9 6	AT60 less cart.	£10 19 6	AT6 stereo Mk. II	£9 10 0
2000 stereo	£8 19 6	AT60 mono	£11 10 0	AT6 Deram	£11 19 0
3000 1m stereo	£7 19 6	AT60 stereo	£11 19 6	Decadee Mk. II	£17 17 0
SP25 less cart.	£9 19 6	AT6 Deram	£14 19 6	A70 less cart.	£17 17 0
SP25 mono	£10 10 0	L.A.B50 less cart.	£25 0 0	(P. and P. 5/- any type)	

All other makes of decks and cartridges in stock

**RADIO CONTROL RECEIVER**

"TINYTONE" 27 Mc/s band receiver.  
Printed circuit construction. Sensitive 4-transistor design. Size only 7" x 2" x 1". Complete with circuit and instructions. **TOTAL COST 55/-** P.P. **TO BUILD 1/6** (Circuit, etc. 1/3 separately).

**DEAC RECHARGEABLE BATTERY**

● 9.6 volt 225mA/H 20/-, P.P. 1/6

**DEAC CHARGER**

To charge 3.6 volt and 9.6 volt packs. Fully mains isolated. **45/-** P.P. In moulded case. 2/-

**MULTI-METERS SCOPE**

TF14 1kV 39/6 EP30k 30kV £8.10.0  
TP10 2kV 7/5- EP50k 50kV £9.19.6  
IT1-220kV 69/6 500 30kV £8.17.6  
TP58-20kV £5.19.6  
● **CT52** Scopes £22.10.0, p.p. 10/-  
Complete range of test equipment in stock

**NOMBREX TEST UNITS**

★ 150 kc/s—350 Mc/s Generator £10.10.0. All Transistor.  
★ 10 c/s—100 kc/s Transistor. £16.19.6 Audio Generator.

**GARRARD BATTERY**

2-SPEED TAPE DECK  
Brand New with R/P head, erase/osc. head, tape cassette. Specifications and osc. circuits. 2 speed 2-track 9 volt operated. List Price 13 gus.

PRICE **£8.19.6** P. & P. 3/6

**COMPONENTS AND EQUIPMENT.** The largest range in the country. 8/6 buys 1967 200-page catalogue with discount vouchers.

**MW/LW QUALITY TRANSISTOR RADIO TUNER**

Fully tunable superhet with excellent sensitivity and selectivity. Output up to 1 volt peak. Complete with front panel, etc. 9 volt operated. For use with any amplifier or tape recorder. **TOTAL COST £3.19.6** P.P. **TO BUILD 2/6**

**VHF FM TUNER**

Supplied as 2 Preassembled Panels, plus metal work Superhet design, 88-108 Mc/s, 9 volt operated. 6 Mullard Transistors. Total cost to assemble **£12.17.6**, p.p. 2/6

**STABILISED POWER SUPPLY**

Two outputs. 3.6 volt and 9.6 volt up to 250mA each. Transistorised and Zener stabilised. 110 to 250 volt mains input. In case with leads. PRICE 67/6, p.p. 2/6.

**5 WATT AMPLIFIER**

6-Transistor Push-pull, 3 ohms. 6mV into 1K. 12/18V supply. 2 1/2" x 2 x 1 1/4". **BUILT AND TESTED 69/6** P.P. (optional mains units 54/-) 2/-  
1 1/2 watt version 59/6.  
Matching Preamplifier, 6 inputs, treble/bass-selector/volume controls. 6-10mV o/pvt. 9-18V supply. 79/6, p.p. 2/-.  
For use with any Transistor Amplifier LEAFLET ON REQUEST.

**FMT41 FM TUNER.** 6-transistor, 3 diode design. Completely **£6.19.6** P.P. built and tested 2/-  
**AMT31.** Med. Wave Tuner. Built ready to use. 79/6, p.p. 2/-.

**27 Mc/s BAND RADIO CONTROL**  
Sub-miniature crystals .. 17/6 each  
Matched pairs for superhet .. 35/- pair  
(State 455 kc/s or 470 kc/s f.f.)  
Complete range of Receiver and Transmitter Kits in stock—see catalogue.



**BI-PAK SEMICONDUCTORS**

8 Radnor House  
93/97 Regent St.  
London, W.1

★ — VALUE PAKS — ★  
★ EXTENDED RANGE ★  
★ NEW — UNTESTED ★

<b>TUNNEL DIODES</b>	15/- EACH	<b>AEY11 IN3720</b>
<b>UNIUNCTION TRANSISTORS</b>	15/- EACH	<b>2N2160 2N2646</b>
<b>6. 2N2926</b>	<b>SPECIAL OFFER</b>	<b>20/-</b>
<b>TRANSISTOR MANUAL BY G. E.</b>		
CIRCUITS, APPLICATIONS, CHARACTERISTICS, THEORY. 647 PAGES P.P. 2/6		
L.A. S.C.R.'S. G.T. SWITCHES, THEORY, RATINGS, APPLICATIONS.		
<b>30/-</b>		
<b>S.C.R. MANUAL BY G.E.</b>		

**FAIRCHILD BRAND NEW FROM U.S.A.**  
8 LEAD — EPOXY CASE  
RTμL MICROLOGIC

COMPLETE DATA AND CIRCUITS SEND 1/6. OR FREE WITH ALL IC ORDERS

μ L 900 "Buffer" 19/6  
μ L 914 "Gate" 19/6  
μ L 923 "J.K." 35/- (FLIP-FLOP)

THESE DEVICES OPEN UP A WHOLE NEW CONCEPT in the WORLD of ELECTRONICS  
**"INTEGRATED CIRCUITS"**

Our vast stocks change daily with hundreds of Semiconductor bargains becoming available. Just send 2/6 to cover 3 months mailing of our latest stock lists, eqvt. charts, circuits, etc.

**NEW TESTED VALUE PAKS**

3 OC139 Trans. NPN Mullard	10/-
2 Drift Trans. 2N1225 100 M/Cs PNP	10/-
6 Matched Trans. OC44/45/81/81D	10/-
4 OA10 Diodes Mullard	10/-
15 Red Spot AF Trans. PNP	10/-
15 White Spot RF Trans. PNP	10/-
4 Sil. Rects. 3A 100/400 PIV	10/-
4 High Current Trans. OC42	10/-
2 Power Trans. OC26/35	10/-
5 Sil. Rects. 400 PIV 250mA	10/-
3 O/T1 Trans. Mullard	10/-
3 OC75 Trans. Mullard	10/-
2 10 Amp. Sil. Rect. 30/100 PIV	10/-
8 Diodes OA70	10/-
1 5 AMP SCR 100 PIV	10/-
3 Sil. Trans. 2S303 PNP	10/-
5 GTP884 Trans. eqvt. OC44	10/-
10 Assorted Computer Diodes	10/-
4 Zeners 5, 12 Volts. Mixed	10/-

**FREE** One 10/- Pack of your own choice free with orders valued £4 or over **FREE**

4 2G417 Trans. eqvt. AP116/117	10/-
2 200 M/Cs Sil. Trans. B8Y26/27	10/-
5 OA47 Gold Bonded Diodes	10/-
4 OA202 Sil. Diodes Sub-Min.	10/-
3 OC77 Trans. Mullard	10/-
8 OA81 Diodes CY44S	10/-
3 High volt. AF Trans. PNP ACY17	15/-
3 B8Y96A Sil. Trans. 8TC	15/-
3 Sil. Trans. OC200 Mullard	15/-
2 Sil. Power Rect. 4 Amp 200 PIV BYZ13	15/-
1 AF139 GERM. Trans. 1500 M/Cs	15/-
1 Sil. Power Trans. 100 M/Cs TK201A NPN	15/-
6 Zener Diodes 3-15 Volts. Mixed 400mW	15/-
5 OA5 Gold Bonded Diodes Mullard	15/-
1 2N1132 PNP PLANAR Trans. Sil	15/-
2 2S197 NPN PLANAR Trans. Sil	15/-
4 GERM. Power Trans. eqvt. OC18 Mullard	15/-
6 Sil. Rect. Type BY100 800 PIV 550mA	20/-
3 BC108 Sil. Trans.	20/-

Minimum Order 10/-. CASH WITH ORDER PLEASE. Add 1/- postage and packing per Order. GUARANTEED by return postal service. Overseas add extra for Airmail.

120	GERM. SUB-MIN.	DIODES 10/-
50	MIXED	TRANSISTORS 10/-
16	SILICON 750 mA TOP-HAT	RECTIFIERS 10/-
20	ALL TYPES MIXED VOLTS	ZENERS 10/-
25	SIL. NPN 200 Mc/s	TRANSISTORS 10/-
10	STUD. 2 AMP	SILICON RECT. 10/-
30	PNP/NPN MIXED SILICON	TRANSISTORS 10/-
60	SILICON 200 mA	DIODES 10/-
40	ZENERS RECTIFIERS MIXED	TOP HAT 10/-
20	1 AMP GERM. UP TO 300 PIV	RECTIFIERS 10/-
40	LIKE OC81 AC128	TRANSISTORS 10/-
10	50-400 PIV 1 AMP	SCR's 20/-

Head Office and Warehouse  
44A WESTBOURNE GROVE  
LONDON W2  
Tel. PARK 5641/2/3

# Z & I AERO SERVICES LTD.

Please send all correspondence and Mail-Orders to the Head Office

When sending cash with order, please include 2/6 in £ for postage and handling

MINIMUM CHARGE 2/-. No C.O.D. orders accepted

Retail Shop  
85 TOTTENHAM COURT ROAD  
LONDON W1  
Tel. LANGHAM 8403  
Open all day Saturday

0A2	6/-	6AK6	5/-	6FL1	6/-	10FL8	9/-
0A3	10/-	6BK5	7/6	6F12	4/-	10L1	7/6
0B2	6/-	6AL5	3/-	6F13	6/-	10P13	15/-
0C3	6/-	6AM6	4/-	6F14	15/-	10P14	15/-
0D3	6/-	6AN8	10/-	6F15	11/-	11D3	7/-
0Z4A	5/-	6AQ4	5/-	6F17	6/-	11D5	7/-
1A3	4/-	6AQ6	5/6	6F18	10/-	12A0C	8/-
1A3GT	8/-	6AT6	4/6	6F24	12/-	12AD6	9/-
1B7GT	8/-	6AR6	6/-	6F24	12/-	12AD6	7/6
1BGT	8/-	6AR8	17/6	6F25	12/-	12AL5	7/-
1CGT	5/-	6AR5	5/-	6F28	10/6	12A05	7/-
1D6	8/-	6AR6	6/-	6H6	2/-	12AT6	5/-
1D8GT	6/-	6AS7G	15/-	6J4	9/-	12AT7	4/-
1G4GT	8/-	6AT6	4/6	6J5G	4/-	12A07	5/6
1G6GT	8/-	6AU6	5/6	6J6	3/6	12A06	6/-
1H5GT	7/-	6AU8	9/6	6J7G	5/-	12AV7	5/6
1L4	2/6	6AV5GTA		6K0G	6/-	12AV7	5/6
1NGT	8/-			6K7GT	5/-	12AV7	5/6
1R4	6/-	6AV8	5/-	6K8	9/-	12A7E	20/-
1R3	6/-	6AWBA12/8		6K9G	4/-	12A7T	10/-
1R4	5/-	6B4G	17/-	6L6GC	7/6	12A77	10/-
1R5	4/6	6B8	7/-	6L7	5/-	12A8A	6/-
1T4	3/-	6B8G	2/6	6L17	9/-	12B6E	5/8
1T8GT	6/-	6BA8	4/6	6L18	6/-	12B7	6/-
1U4	6/-	6B47	15/-	6LD20	5/-	12B77	10/-
1U5	6/-	6B6	4/6	6LDT	10/-	12C	14/6
1V2	10/-	6B6G	4/6	6P25	12/-	12C8	14/6
1X2B	7/-	6B7	15/6	6P28	12/6	12K5	8/-
2C26A	7/-	6B6GG	16/-	6Q50	15/-	12K7GT	7/-
2C34	7/6	6B8	7/6	6Q7	7/-	12K8	8/-
2C31	10/-	6B76	7/6	6Q7G	6/-	12Q7A	7/-
2C34A	12/-	6B7A	22/6	6R47	7/-	12Q7A	7/-
2D21	8/-	6BK7A	9/-	6R47	7/-	12R27	4/-
2E26	22/6	6BL7GTA		6R57	7/-	12R27	4/-
3A4	4/-	6BN6	7/6	6R7	7/-	12R7	5/-
3A5	7/-	6BQ7A	7/-	6R7	7/-	12R7	5/-
3AV6	6/6	6B7	11/-	6R7	7/-	12R7	5/-
3B7	5/-	6BR5	5/-	6R7	7/-	12R7	5/-
3D6	4/-	6B87	17/-	6R7	7/-	12R7	5/-
3Q4	7/-	6B76	7/-	6R7	7/-	12R7	5/-
3Q5GT	6/6	6B76	7/-	6R7	7/-	12R7	5/-
3R4	5/-	6BZ6	7/-	6R7	7/-	12R7	5/-
3V4	6/-	6BZ7	11/-	6R7	7/-	12R7	5/-
4-65A	80/-	6C4	3/6	6R8	7/6	20P3	12/-
4B32	80/-	6C5	8/-	6U8A	9/6	20P4	13/-
4E27	60/-	6CGT	6/-	6V6GT	6/-	25L2G	6/6
4THA	8/-	6C6	4/-	6X5GT	5/6	25Z4G	8/-
4TR8	8/-	6C81	12/-	6Y6G	7/-	32Z5	8/-
4X16A	100/-	6C86	12/-	6Y6G	7/-	32Z5	8/-
5R4G	9/-	6C7G	10/-	7AG7	9/-	28Z8GT	11/-
5U4B	8/-	6C8	6/-	7B6	11/-	30A5	7/-
5U8	8/6	6CL6	9/-	7B7	7/-	30C1	6/3
5V4G	8/6	6C8	11/-	7B8	6/-	30C15	11/8
5Y3GT	7/6	6C7	11/-	7C5	11/-	30C17	11/8
5Z8	7/6	6C7	11/-	7C6	6/6	30C18	11/8
5Z4G	7/6	6D4	15/-	7C7	5/-	30F6	10/-
6/3012	8/6	6D6	3/-	7H7	8/-	30FL1	14/8
6A8	8/6	6DK6	8/-	7H7	22/-	30FL12	19/-
6AB4	6/6	6DQ6	11/-	7Y4	8/-	30FL13	6/-
6AB7	4/-	6E8GT	7/6	7Z4	4/-	30FL14	13/8
6AC8GT10	10/-	6EA5	15/-	6W6	7/-	30L1	5/6
6AC7	4/-	6C76	14/-	6C11	12/-	30L15	15/6
6AF4	10/-	6F4	30/-	10C2	13/-	30L17	15/6
6AF6G	11/-	6F5G	8/-	10D1	7/-	30P12	9/-
6AG5	2/6	6F6G	5/-	10F1	9/-	30P16	7/-
6AG7	8/-	6F7	5/-	10F3	9/-	30P18	8/6
6AH6	10/-	6F8G	5/-	10F9	10/-	30P19	13/-

## First Quality Fully Guaranteed



## ELECTRONIC VALVES

30PL1	15/-	2050	12/-	DF92	2/6	ECC83	6/-
30PL13	15/-	5642	11/-	DF96	7/-	ECC84	6/6
30PL14	15/-	5651	7/6	DF95	6/-	ECC85	5/-
35A3	10/-	5654	10/-	EP86	7/6	EP86	7/6
35B5	12/-	5662	25/-	DK32	8/-	ECC88	5/-
35C5	8/6	5749	10/-	DK91	6/-	ECC189	11/-
35D6	12/-	5751	12/-	DK92	8/-	ECC191	3/8
35LGT	6/-	5763	10/-	DK97	7/-	ECC307	13/8
35W4	4/6	5814	10/-	EP82	7/6	EP82	7/6
35Z3	10/-	5955	5/-	DL35	5/-	EPF82	7/6
35Z4G	4/-	6060	5/-	DL96	20/-	EPF82	12/-
35Z4GT	8/6	6080	25/-	DL68	10/-	ECF86	9/6
35Z5GT	5/6	6146	25/-	DL69	12/6	ECF86	11/-
42	5/-	6159	32/-	DL91	5/-	ECF86	11/-
43U	8/-	6197	20/-	DL92	5/-	ECF86	11/-
50A5	12/-	6197	20/-	DL93	4/-	ECF86	11/-
50B5	6/3	6293	60/-	DL94	6/-	ECF86	11/-
60C5	8/-	6380	30/-	DL95	7/-	ECF86	11/-
60CD6G27/6	6/6	6639	45/-	DL96	7/-	ECF86	11/-
60L6GT	6/-	7360	30/-	DM79	5/6	ECF86	11/-
62KU	7/-	7351	30/-	DM79	5/6	ECF86	11/-
63KU	12/6	7586	22/6	DY86	6/6	ECF86	11/-
65CG	30/-	7896	22/6	DY87	7/-	ECF86	11/-
65CG	45/-	9002	5/6	EP80	20/-	ECF86	11/-
75C1	13/-	9003	9/-	EP80C	12/6	EP9	10/-
85A1	12/-	9003	9/-	EP80C	12/6	EP9	10/-
85A1	25/-	9003	9/-	EP80C	12/6	EP9	10/-
85A2	7/6	9003	9/-	EP80C	12/6	EP9	10/-
85A3	13/-	9003	9/-	EP80C	12/6	EP9	10/-
90AG	46/-	9003	9/-	EP80C	12/6	EP9	10/-
90AV	46/-	9003	9/-	EP80C	12/6	EP9	10/-
90C1	25/-	9003	9/-	EP80C	12/6	EP9	10/-
90G0	12/-	9003	9/-	EP80C	12/6	EP9	10/-
90CV	25/-	9003	9/-	EP80C	12/6	EP9	10/-
11N7	30/-	AT825	9/6	BY40	8/6	EP83	10/-
15B82	10/-	AW6	5/-	EB08	6/3	EP83	10/-
15B83	8/-	AZ1	8/-	EB08	4/8	EP83	10/-
211	30/-	AZ12	9/-	EB09	5/8	EP83	10/-
807	9/-	AZ31	9/-	EBF80	7/6	EP91	4/-
812A	55/-	AZ41	7/-	EBF83	8/6	EP93	4/6
815	35/-	CB13	15/-	EBF89	7/-	EP94	5/6
832	20/-	CB35	10/-	EBL31	20/6	EP95	5/-
837	17/8	DA9	4/-	EC86	12/-	EP96	2/6
866A	14/-	DAC32	7/6	EC88	11/-	EP97	10/-
872A	40/-	DAP40	10/-	EC90	2/6	EP98	10/-
884	15/-	DAP91	4/6	EC91	5/-	EP188	6/6
955	9/-	DAP92	6/-	EC92	6/6	EP184	6/6
956	6/6	DAP96	6/6	EC93	15/-	EP804	21/-
957	5/-	DC90	7/-	EC93	15/-	EP811	12/-
958A	4/-	DCC90	7/-	EC94	9/6	EP812	10/-
959	8/-	DF33	8/-	EC97	15/-	EP814	12/-
991	7/-	DF64	5/-	ECC81	4/-	EP90	7/6
1267	20/-	DF91	3/-	ECC82	5/-	EK90	4/6

E122	15/-	KT2	7/-	PL84	6/6	U193	7/-
E133	12/6	KT32	6/6	PL302	13/-	U251	6/-
E134	8/6	KT36	17/6	PL500	13/6	U281	12/-
E135	5/-	KT41	7/6	PT10	15/-	U282	12/-
E136	8/6	KT44	5/-	PX4	20/-	U301	11/-
E138	17/6	KT46	15/-	PX25	15/-	U403	7/-
E141	8/6	KT68	18/-	PY32	8/6	U404	5/-
E142	7/6	KT67	45/-	PY33	8/6	U401	5/-
E181	9/-	KT76	8/-	PY80	5/6	UA1C80	17/6
E182	8/-	KT88	23/-	PY81	6/6	UAF42	9/-
E183	7/-	LP2	7/-	PY82	5/6	UB41	10/-
E184	4/3	ME140120/-		PY83	6/-	UBC41	8/-
E185	6/6	ME140120/-		PY84	5/-	UBC81	8/-
E186	8/-	MH41	9/-	PY801	11/-	UBF80	8/6
E190	5/6	MH14	5/-	PY800	6/-	UBF89	7/-
E191	2/6	MB/PEN 8/-		PY801	6/-	UBL21	10/-
E195	5/-	MB/PEN 8/-		P230	8/6	UC92	8/-
E1360	22/-			QP21	5/-	UC94	8/-
E1361	6/-	PCB80	7/6	QP22	5/-	UC95	6/8
E1822	16/-	PC88	11/-	QP20	5/-	UCF80	9/6
EM34	13/-	PC88	11/-	QQV02-6		UCF81	9/6
EM35	8/-	PC97	7/6	QQV03-10		UCH42	9/-
EM80	7/-	PC90	9/-	QQV06-30/-		UCH43	9/-
EM81	7/-	PC84	5/6	QQV06-60/-		UCH81	6/8
EM84	7/-	PC85	7/6	QQV06-80/-		UCI81	9/-
EM85	11/-	PC89	11/-	Q883-3	7/6	UCI83	9/-
EMM803		PC89	11/-	Q889/10	4/-	UF41	9/-
EN31	15/-	PC86	11/-	Q895/10	5/6	UF41	8/-
EN91	6/-	PC8010/8		Q895/10	5/6	UF42	8/-
EN92	6/-	PC8010/8		Q895/10	5/6	UF43	8/-
EN93	6/-	PC8010/8		Q895/10	5/6	UF43	8/-
EP81	7/6	PCF80	6/6	Q895/10	5/6	UF43	8/-
EP82	6/6	PCF82	6/6	Q895/10	5/6	UF43	8/-
EP83	6/6	PCF82	6/6	Q895/10	5/6	UF43	8/-
EP84	6/6	PCF82	6/6	Q895/10	5/6	UF43	8/-
EP85	6/6	PCF82	6/6	Q895/10	5/6	UF43	8/-
EP86	6/6	PCF82	6/6	Q895/10	5/6	UF43	8/-
EP87	6/6	PCF82	6/6	Q895/10	5/6	UF43	8/-
EP88	6/6	PCF82	6/6	Q895/10	5/6	UF43	8/-
EP89	6/6	PCF82	6/6	Q895/10	5/6	UF43	8/-
EP90	6/6	PCF82	6/6	Q895/10	5/6	UF43	8/-
EP91	6/6	PCF82	6/6	Q895/10	5/6	UF43	8/-
EP92	6/6	PCF82	6/6	Q895/10	5/6	UF43	8/-
EP93	6/6	PCF82	6/6	Q895/10	5/6	UF43	8/-
EP94	6/6	PCF82	6/6	Q895/10	5/6	UF43	8/-
EP95	6/6	PCF82	6/6	Q895/10	5/6	UF43	8/-
EP96	6/6	PCF82	6/6	Q895/10	5/6	UF43	8/-
EP97	6/6	PCF82	6/6	Q895/10	5/6	UF43	8/-
EP98</							

The following blueprints are available from stock. Descriptive text is not available but the date of issue is shown for each blueprint. Send, preferably, a postal order to cover cost of the blueprint (stamps over 6d. unacceptable) to Blueprint Department, Practical Wireless, George Newnes Ltd., Tower House, Southampton Street, London, W.C.2.

The Strand Amplifier .. .. } The PW Signal Generator .. .. }	(Oct. 1962)	5/-	The Celeste 7-transistor Portable Radio .. .. .. . } The Spinette Record Player .. .. }	(June 1963)	5/-
The Berkeley Loudspeaker Enclo- sure .. .. .. . } The Luxembourg Tuner .. .. }	(Dec. 1962)	5/-	Transistor Radio Mains Unit .. .. } 7 Mc/s Transceiver .. .. }	(June 1964)	5/-
The PW Troubadour .. .. } The PW Everest Tuner .. .. }	(June 1962)	7/6	The Citizen (December 1961) .. .. . }		5/-
The PW Britannic Two .. .. } The PW Mercury Six .. .. }	(May 1962)	6/-	The Mini-amp (November 1961) .. .. }		5/-
Beginner's Short Wave Two .. .. } S.W. Listener's Guide .. .. }	(Nov. 1963)	5/-	The Beginner's Short Wave Superhet (Dec. 1964)		5/-
PW "Sixteen" Multirange Meter .. .. } Test Meter Applications Chart .. .. }	(Jan. 1964)	5/-	The Empire 7 Three-band Receiver (May 1965) ..		5/-
			Electronic Hawaiian Guitar (June 1965) .. ..		5/-
			Progressive SW Superhet (February 1966) .. ..		5/-
			Beginners' 5-Band Receiver .. .. } Home Intercom Unit .. .. }	(Dec. 1966)	5/-

PLEASE NOTE THAT WE CAN SUPPLY NO BLUEPRINTS OTHER THAN THOSE SHOWN IN  
★ THE ABOVE LIST. NOR ARE WE ABLE TO SUPPLY SERVICE SHEETS FOR COMMERCIAL ★  
RADIO, TV OR AUDIO EQUIPMENT.

Before using the query service it is important to read the following notes:

The PW Query Service is designed primarily to answer queries on articles published in the magazine and to deal with problems which cannot easily be solved by reference to standard text books. In order to prevent unnecessary disappointment, prospective users of the service should note that:

(a) We cannot undertake to design equipment or to supply wiring diagrams or circuits, to individual requirements.

(b) We cannot undertake to supply detailed information for converting war surplus equipment, or to supply circuitry.

(c) It is usually impossible to supply information on imported domestic equipment owing to the lack of details available.

(d) We regret we are unable to answer technical queries over the telephone.

(e) It helps us if queries are clear and concise.

(f) We cannot guarantee to answer any query not accompanied by the current query coupon and a stamped addressed envelope.

**QUERY COUPON**

This coupon is available until 7th July, 1967 and must accompany all queries in accordance with the rules of our Query Service.

PRACTICAL WIRELESS, JULY 1967

# NEW SOLID STATE HIGH FIDELITY EQUIPMENT ★★

IMPROVED PERFORMANCE · NEW STYLING · NEW MODELS · MONO & STEREO



MPA12-12  
MPA25  
MPA12/15  
and  
MPA12/15



MP3



SP6-2

**MP3.** Mono preamplifier. All silicon low noise zener stabilised circuit. Full range of controls—fully equalised inputs for xtal pu, dyn/xtal mic, radio tuners, tape head and preamp. replay. Supplied built and tested on metal chassis complete with grey/silver front panel, ah, knobs and handbook. Output 250 mV. Supply 12 to 60 volts 3 mA. Overall size 9 1/2 x 1 1/2 x 1 1/2 in. **MP3 Price £6.19.6, P.P. 3/-**

**SP6-2.** Mono-stereo preamplifier. Uses 8 silicon/germanium devices. Zener stabilised. Completely new low noise design. Full range of controls and filters. Inputs for magnetic/xtal/ceramic cartridges, radio tuners, tape preamp, microphones, tape head, etc. Record output socket. Supplied built and tested on metal chassis with grey/silver front panel and matching knobs. Complete with input sockets and handbook. Output 250 mV per channel. Supply 9 to 60 volts 4 mA. Overall size 12 x 3 1/2 x 3 1/2 in. **SP6-2 Price £14.19.6, P.P. 5/-**

**SP4.** Mono/stereo preamplifier as previously advertised. Complete with front panel and knobs. Size 9 x 3 1/2 x 1 1/2 in. **SP4 Price £10.19.6, P.P. 3/6**

**MPA12/3 and MPA12/15.** 12 watt power amplifiers for use with above preamplifiers. Improved response and performance with even lower distortion levels. MPA12/3 for 3 to 6 ohm speakers. 24/28 volt supply. MPA12/15 for 10 to 16 ohm speakers. 40/45 volt supply, uses 8 silicon and germanium devices. Inputs 100mV for 12 watts, response ±1dB, 30 c/s to 20 kc/s, THD 0.2% at 12 watts. High gain stable push-pull output designs. Built on to metal chassis as illustrated. Overall size 5 x 2 x 3 1/2 in. Complete with handbook. **MPA12/3 Price £4.10.0, P.P. 2/6** **MPA12/15 Price £5.5.0, P.P. 2/6**

**MPA12 + 12.** Twin amplifier for mono/stereo use with above preamplifiers. Consists of two matched MPA12/15 amplifiers (see above) on single chassis. Output for 10 to 16 ohm speakers. 40/45 volts supply. Overall size 10 x 2 x 3 1/2 in. **MPA12 + 12 Price £9.19.6, P.P. 4/-**

**MPA25.** 25/30 watt power amplifier for use with above preamplifiers. New design and layout with improved response and overall performance. Output for 7 1/2 to 15 ohm speaker systems. Input 180 mV for full output. Push-pull circuit. Uses 10 silicon and germanium devices. Supply 50/60 volts. Overall size 8 x 2 x 3 1/2 in. **MPA25 Price £7.10.0, P.P. 3/6**

## Choice of PREAMPLIFIERS POWER AMPLIFIERS MAINS UNITS

**MAINS UNITS.**  
110/240 volt. 50/60 c/s Input. AC/DC fused. Fully smoothed and isolated. MTJ series has additional choke/capacitors filtering and panel voltage selectors. All types on metal chassis.

**PS24/40.** Output 24 and 45 volts 1 amp. for use with 1 or 2 MPA12/3, MPA12/15, or (1) MPA12 + 12.

**MU24/40.** Choke smoothed. Output 24 and 45 volts 1 amp. for use with 1 or 2 MPA12/3 and MPA12/15 or (1) MPA12 + 12. **Price £7/6 p.p. 3/6**

**MU60.** Choke smoothed. Output 50 volts 1 amp. for use with 1 or 2 MPA25. **Price 85/- p.p. 4/-**

### RECOMMENDED SYSTEMS

**MP3 + MPA12/15 + P840** £14.12.6 p.p. 6/6

**MP3 + MPA12/3 + P824** £13.17.6 p.p. 6/6

**MP3 + MPA25 + MU60** £18.5.0 p.p. 8/-

**SP6 + MPA12 + 12 or two MPA12/15 + MU40** £28.5.0 p.p. 10/-

**SP6-2 + (2) MPA12/3 + MU24** £26.15.0 p.p. 10/-

**SP6-2 + (2) MPA12/15 + MU60** £33.5.0 p.p. 10/6

**SP4 + (2) MPA12/15 + P840** £24.0.0 p.p. 9/-

**SP4 + (2) MPA12/3 + P824** £22.15.0 p.p. 9/-

**MP3 + (2) MPA12/15 + MU40** £20.17.6 p.p. 8/-


**MP3 + (2) MPA12/3 + MU24** £18.7.6 p.p. 8/-

## COMPLETE BROCHURE FREE ON REQUEST

THE FINEST VALUE IN HIGH FIDELITY — FULLY GUARANTEED  
CHOOSE A SYSTEM TO SUIT YOUR NEEDS AND SAVE POUNDS

## NEW SCOOP CAR RADIO OFFER

BRITISH MADE £7.19.6 P.P. 4/6



WE CAN SUPPLY FROM STOCK MOST OF THE PARTS SPECIFIED ON CIRCUITS IN THIS MAGAZINE. SEND LIST FOR QUOTATION.

OR BETTER STILL—BUY THE NEW 1967 CATALOGUE. EVERYTHING YOU NEED IS LISTED AND AVAILABLE FROM STOCK.

SEE PAGE 231 FOR FURTHER RANGE OF STOCK ITEMS

### 7-TRANSISTOR MW-LW SUPERHET PORTABLE TO BUILD

New printed circuit design with 1/2 watt full power output. Fully tunable on both MW/LW bands. 7 transistors plus diode. Push-fixing circuit. FITTED 6in. SPEAKER LARGE FERRITE AERIAL and MULLARD TRANSISTORS. Easy to build with terrific results. All local pirate and Continental stations. Total cost to **£6.19.6** P.P. 3/6 request. Handbook free on

### TOURMASTER TRANSISTOR CAR RADIO British Made

7-Transistor MW/LW Car Radio. 12 volt operated. 3 watt output. Push-button wave-change. RF stage. Supplied built boxed ready to use with Speaker and Baffle. Car fixing kit and manufacturer's current guarantee. Special Bargain Offer. Buy Now! **£7.19.6** P.P. 4/6 LIST PRICE 15 GNS. Push button version **£11.19.6, P.P. 4/6**

### PW AND PE DESIGNS to build yourself

Explorer (see chassis) 79/6. Explorer (with chassis) 99/6. Multi-band Superhet £9.9.0. Photo Flash Slave Unit 42/6. Solid State Ignition £6.19.6. P.P. 2/6 extra any model. S.A.E. parts list on request.

### VHF FM TUNER TO BUILD

87/105 Mc/s Transistor Superhet. Gearing tuning. Terrific quality and sensitivity. For valve or transistor amplifiers. 4 x 3 1/2 x 2 1/2 in. Complete with dial plate. 5 Mullard Transistors. Plus 4 Diodes. (Cabinet Assembly 20/- extra). Leadset on **£6.19.6** P.P. request. Total Cost to Build **£5.19.6** P.P. 2/6

### FM STEREO DECODER

7 Mullard Transistors. Printed Circuit Design with Stereo Indicator. For use with any valve or transistor FM. Uses pot cores to Mullard design and germanium and silicon transistors. Leadset on request. As used by B.B.C. and G.P.O. **£5.19.6** P.P. Complete Kit Price **£5.19.6** P.P. 2/-

### BUILD A QUALITY 2 OR 4 TRACK TAPE RECORDER

3-speed version using '863' decks  
● TWO-TRACK. Deck £10.10.0. Martin Amplifier £14.19.6. Cabinet and speaker 7 gns. Complete kits with FREE 7in. 1200ft. tape spare spool. **27 gns.** P.P. 15/- Today's Value £45.

● FOUR-TRACK. Deck £13.10.0. Martin Amplifier £15.19.6. Cabinet with speaker 7 gns. Complete kits with FREE 7in. 1200ft. tape spare spool. **30 gns.** P.P. 15/- Today's Value £50.

## MAYFAIR PORTABLE ELECTRONIC ORGAN

Now available as

- Complete kit of parts
- Built and tested
- Prebuilt assemblies


Reverberation units and recommended speakers and amplifiers in stock  
Designed by L. W. Roche

Straightforward to build and tune—easy to play—fully guaranteed. All parts available separately—astounding value and performance. Start building for as little as £5.

● Plug-in printed circuits ● 170 transistors and devices ● 10 selected tone colours ● Fully sprung keyboard ● Vibrato ● 6 Octaves of generators ● Simple locked-in tuning ● 110/250 volt mains unit ● Cabinet size 30 1/2" x 15 1/2" x 9" ● Weight 35 lb. Cabinet with detachable legs, music stand and foot swell pedal ● Fully detailed building manual with photos, drawings and full circuits.

### COMPLETE RANGE OF ORGAN PARTS IN STOCK.

H.P. FACILITIES AVAILABLE.  
TRADE/EXPORT SUPPLIED.



FULLY DETAILED LEAFLET AND  
PRICE LIST ON REQUEST

Call for demonstration and play the Mayfair

### RELAYS, MOTORS, SWITCHES, MINIATURE COMPONENTS, TRANSISTORS AND DEVICES



Complete range in stock all types for every purpose. Also panel and multimeters, precision components, radio control crystals and parts, transistors, tunnel diodes, thyristors, LED's, zeners, rectifiers and diodes. Everything you need for amateur and professional applications—see 1967 catalogue. The largest range in the country. Suppliers of quality components and equipment for over 20 years.

### LISTS AVAILABLE

- (Incorporated in full catalogue)
- Transistors / Rectifiers / SCR's / Valves
  - Crystals/Zeners etc. 24 pages 1/-.
  - 4-page hi-fi stock list with discounts.
  - All popular makes. Free on request.
  - Car radio and tape recorders. Free.
  - Organs and components list. Free.

### 1967 CATALOGUE

Have you a copy? Fully detailed and illustrated. Over 200 pages of components equipment etc. Over 5,000 stock items. FULLY DETAILED AND ILLUSTRATED. PRICE 3/6, post paid. 5 Free discount vouchers value 10/- with every catalogue.

200 PAGES—PLUS!



## HENRY'S RADIO LTD.

303 EDGWARE RD., LONDON. W.2  
P.A. Ddington 1008/9 (STD 01-723 1008)  
Open Mon. to Sat. 9-6. Thurs. 1 pm. Open all day Saturday