

December 1991 • £1.50

**PRACTICAL**

# ELECTRONICS

SCIENCE AND TECHNOLOGY

## Fusion Power

Exploring the technology that powers the Sun

## Product Reviews

### Canon S-50

Wide Imaging Speakers

### Tandy Pro-41

Searching the radio waves

### Panasonic FX-RS307

Image scanner

### ACE

Animated electronic circuits

## Plus

## Fusion Power

### What's New

Psion Series 3 portables

Refalo and GRiD Palmtops

DR DOS 6

Canon and HP colour printers

Double decker VCR from Alba

Amstrad Videophone

PC on a chip

## Barry Fox on BT

Build a valve headphone amp

Christies electronics sale

Christmas Trivia Quiz

Free This Month

Greenweld  
Catalogue  
Plus

The Latest Bargain List



# Finally... an exceptional PCB and Schematic CAD system for every electronics engineer!

**B**oardMaker 1 is a powerful software tool which provides a convenient and professional method of drawing your schematics and designing your printed circuit boards, in one remarkably easy to use package. Engineers worldwide have discovered that it provides an unparalleled price performance advantage over other PC-based systems.

BoardMaker 1 is exceptionally easy to use - its sensible user interface allows you to use the cursor keys, mouse or direct keyboard commands to start designing a PCB or schematic within about half an hour of opening the box.

## HIGHLIGHTS

### Hardware:

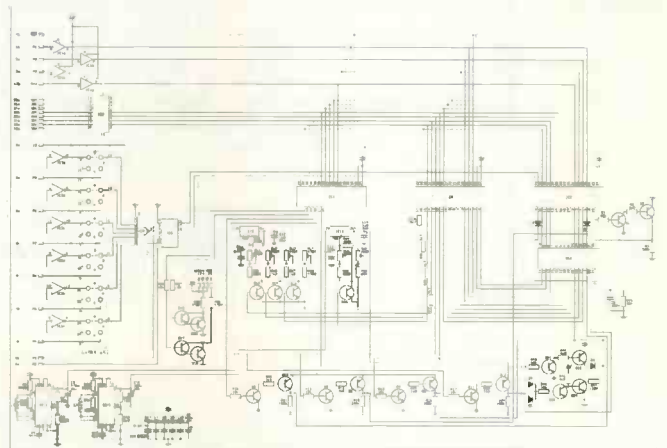
- IBM PC, XT, AT or 100% compatible.
- MSDOS 3.x.
- 640K bytes system memory.
- HGA, CGA, MCGA, EGA or VGA display.
- Microsoft or compatible mouse recommended.

### Capabilities :

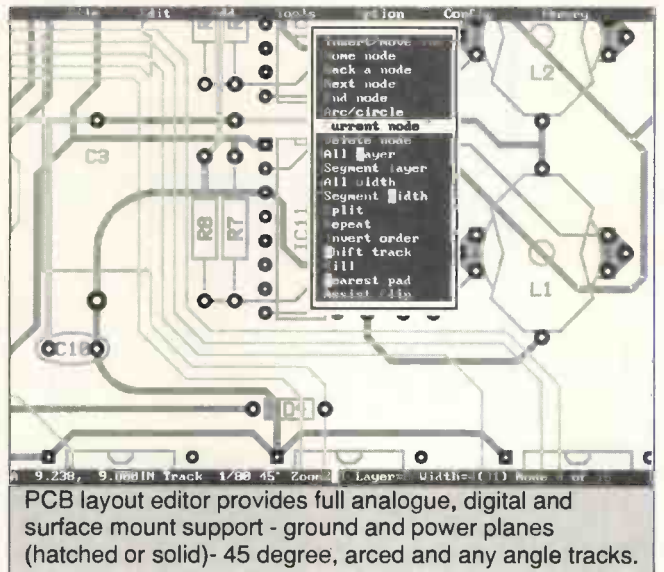
- Integrated PCB and schematic editor.
- 8 tracking layers, 2 silk screen layers.
- Maximum board or schematic size - 17 x 17 inches.
- 2000 components per layout. Symbols can be moved, rotated, repeated and mirrored.
- User definable symbol and macro library facilities including a symbol library editor.
- Graphical library browse facility.
- Design rule checking (DRC)- checks the clearances between items on the board.
- Real-time DRC display - when placing tracks you can see a continuous graphical display of the design rules set.
- Placement grid - Separate visible and snap grid - 7 placement grids in the range 2 thou to 0.1 inch.
- Auto via - vias are automatically placed when you switch layers - layer pairs can be assigned by the user.
- Blocks - groups of tracks, pads, symbols and text can be block manipulated using repeat, move, rotate and mirroring commands. Connectivity can be maintained if required.
- SMD - full surface mount components and facilities are catered for, including the use of the same SMD library symbols on both sides of the board.
- Circles - Arcs and circles up to the maximum board size can be drawn. These can be used to generate rounded track corners.
- Ground plane support - areas of copper can be filled to provide a ground plane or large copper area. This will automatically flow around any existing tracks and pads respecting design rules.

### Output drivers :

- Dot matrix printer.
- Compensated laser printer.
- PostScript output.
- Penplotter driver (HPGL or DMPL).
- Photoplot (Gerber) output.
- NC (ASCII Excellon) drill output.



Produce clear, professional schematics for inclusion in your technical documentation.



PCB layout editor provides full analogue, digital and surface mount support - ground and power planes (hatched or solid)- 45 degree, arced and any angle tracks.

**£95**

Despite its quality and performance, BoardMaker 1 only costs £95.00 + £5.00pp + VAT. Combine this with the 100% buy back discount if you upgrade to BoardMaker 2 or BoardRouter and your investment in Tsien products is assured.

**Don't take our word for it. Call us today for a FREE demonstration disk and judge for yourself.**



**tsien**

**Tsien (UK) Limited**  
Cambridge Research Laboratories  
181A Huntingdon Road  
**Cambridge CB3 0DJ**  
Tel 0223 277777  
Fax 0223 277747

All trade marks acknowledged

## This month...

PE has gone through something of a transformation this month. Due to popular demand, we are looking at more new products and fewer projects – anyone who wants the final details of PE Chronos should send in a large SAE.

This month's cover feature is an examination of the JET Joint Undertaking. This atomic fusion experiment is probing the frontiers of research that will lead the way to virtually unlimited cheap electrical power for the future. My thanks go to everyone who showed me around the facility and helped with the various details and pictures.

Our project this month is a follow-up to Jeff Macauley's power valve amplifier. For those who don't have the space or lack of neighbours to blast away with 100W of raw power, this valve based system uses the same technology but is designed to be used with headphones.

Kenn Garroch, Editor

## Next month...

### PRACTICAL ELECTRONICS


SCIENCE AND TECHNOLOGY

**Multi-Media**

We examine the latest craze that involves the combination of computers, video, sound and presentation, Multi-media.  
Out On 5 December

## Features

- Christmas Presents .....16  
*PE gets its requests off to Santa*
- The Making Of A Sun .....20  
*Atomic Fusion, the power source of the future*
- Electronics Under The Hammer .....30  
*Flogging the history of electronics*
- PE's Trivia Quiz .....45  
*How much do you really know about electronics?*
- Pure Sound For Your Ears .....47  
*Build a top quality headphone valve amplifier*



## Reviews



- Wide Imaging Sound .....38  
*Canon's speakers break the mould*
- Animated Circuits .....40  
*See those electrons move with ACE*
- Scanning The Radio Waves .....43  
*Listening in on all bands*
- The Way Of The Universe .....44  
*Book reviews looks at The Matter Myth*

## Regulars

- Wavelengths .....5  
*Are flat screen TVs here at last?*
- Innovations .....6  
*Intel's latest chips and an innovation competition*
- What's New .....9  
*Palmtops, video recorders and ISDN*
- Silicon Valley .....14  
*Converting from analogue to digital*
- Show Report .....25



- Amstrad videophone, PC on a chip and the new Psion series 3 portable computers*
- How It Works .....32  
*Using the mains for an intercom*
- Practical Technology .....35  
*Image scanners, is this the way of the future?*
- Techniques .....57  
*Three seasonal solutions to flashing those lights*
- Barry Fox .....62  
*BT makes excuses about its new numbers*



Editor: Kenn Garroch Advertisement Manager: David Bonner Production Manager: Richard Milner Production Assistant: Dino Digoacchino Office Manager: Laura Esterman Office Secretary: Wendy Rhodes Publisher: Angelo Zgorelec • Practical Electronics Intra House 193 Uxbridge Road London W12 9RA Tel: 081-743 8888 Fax: 081-743 3062 Telecom Gold: 87: SQQ567 • Advertisements The Publishers of PE take reasonable precautions to ensure that advertisements published in the magazine are genuine, but cannot take any responsibility in respect of statements or claims made by advertisers. The Publishers also cannot accept any liability in respect of goods not being delivered or not working properly. • © Intra Press 1991. Copyright In all drawings, photographs and articles published in PRACTICAL ELECTRONICS is fully protected, and reproduction or imitations in whole or in part are expressly forbidden. All reasonable precautions are taken by PRACTICAL ELECTRONICS to ensure that the advice and data given to readers is reliable. We cannot, however, guarantee it, and we cannot accept legal responsibility for it. Prices quoted are those current as we go to press. All material is accepted for publication on the express understanding that the contributor has the authority to permit us to do so. • Practical Electronics is typeset at Intra Press on Macintosh computers using Quark Xpress. Reproduction by Circle Rule Ltd. Printing by Andover Press, St Ives plc. Distribution by Seymour Press • ISSN 0032-6372 •

# WOULDN'T YOU LIKE TO KNOW WHERE YOU STAND ON FREQUENCY LISTENING?

Then rush out and order your copy of Radio Active Magazine now!

Radio Active is the number one magazine for the world of Active Radio, providing our members with interesting and campaigning editorial mixed with lots of colour. Radio Active will give you information on:


- \* SCANNERS
- \* CITIZEN'S BAND
- \* MARINE RADIO
- \* PACKET RADIO
- \* AIR BANDS
- \* AND LOTS LOTS MORE

Every month we guarantee you at least 68 pages of the best editorial to be found anywhere this side of Jupiter. Radio Active is the best value on the market at only £1.40.




## RADIO ACTIVE

### The Best for Active Radio



20 Potters Lane, Kiln Farm, Milton Keynes MK11 3HF  
Tel: (0908) 569819  
Fax: (0908) 260229



Send £1.50 (PO/cheque) for your EV 1992 catalogue. Includes £1.50 voucher spendable on orders upwards of £10.

### The CATALOGUE

120 pages, A4. Expertly presented and illustrated. Easily referred to. Packed with valuable information.

### The COMPONENTS

As wide a choice as you could wish – semiconductors, surface mounting, opto-electronics, Rs & Cs, etc. etc. Top quality; fairly priced.

### The SUPPLIERS

Siemens, Boss, Cliff, Omeg, Lorlin, R.S., Uniross – to our top quality standards.

### The SERVICE

Prompt, personal with customer satisfaction guaranteed. Access/Visa facilities.

## Electro/alue

28 ( ) St. Jude's Road, Englefield Green, Egham,  
Surrey TW20 0HB

Phone – 0784 433603 :: Fax – 0784 435216

### EPROM PROGRAMMER OR UNIVERSAL PROGRAMMING SYSTEM FOR YOUR PC? From Low Cost EPROM PROGRAMMER

The model 160 programs virtually every EPROM and costs £195 + VAT  
**To UNIVERSAL PROGRAMMING SYSTEM**

The Model 200AP programs EPROMs, serial and parallel EEPROMs, Flash memories, Micro-processors and controllers, PALs, GALs and Bi-polar PROMs and costs £345 + VAT (adapters where required from £75).

This includes all the 8751 and 8748 families, the PIC microcontrollers, Z8s and EPROM Emulators. Nearly 900 devices in all.



New devices are constantly being added – ask if you want any programmable device added to our list

All our programmers are designed, manufactured and supported by us in the UK.

Programming times are faster than most of our competitors, e.g. using the parallel port of your PC they program 2764s in 4 seconds and take less than one minute to blank check, program and verify 1 Megabit Flash Memories (and this time includes download time).

We also sell Gang Programmers, EPROM Emulators and Erasers and a universal cross-assembler for IBM PCs and compatibles

Write or phone today for Free Information Pack:

Phone: (0666) 825146 Fax: (0666) 825141



MQP Electronics Ltd., Park Road Centre  
Malmesbury, Wiltshire SN16 0BX UK



Scandinavian customers please contact:	Digiron A/S, Ålesund, Norway	Phone 071 45 890 Fax 071 45 453
German customers please contact:	Synatron GmbH, Grabbrunn B., München, Germany	Phone 089/4602071 Fax 089/4605661

# Wavelengths

*If you have any comments, suggestions, subjects you think should be aired, write to PE*

I have been a keen reader of Practical Electronics since your very first issue and it has always fascinated me to read over old copies and marvel over the changes over the years. However, not until now have I been moved to make any criticism.

In the September issue, Mr. Ian Burley writes about new items seen at the Chicago US Consumer Electronics Show. His comments on the Sharp active-matrix LCD screens infuriated me and I am sure many others are positively longing for these screens to become available in reasonable sizes and at reasonable prices so that we may see the end of the ugly, bulky CRT-dominated boxes. So there is "apparently" a sizeable market for these in Japan. And I expect there would be in England, too, were they available. And why his snide comment "So what?". I don't care if the frames are ugly or tasteless. There have been plenty of tasteless TV cabinets designed. Why could we not have had a few details on the sizes being manufactured, the current costs and a projection of future costs should these become

popular – as they must. Or it is perhaps that we, the consumers – and maybe the critics – are to be dominated by the great CRT-manufacturing industry?

Ray M Boorman  
Madrid  
Spain

*Sticking Sharp's world-beating active-matrix screen technology into those horrid picture frames was an insult to that technology. It was an unnecessary marketing gimmick, which I hope Sharp thinks twice about in future. Of course I keep a close eye on screen developments and I'm convinced flat panel LCD-based screens will quickly replace CRTs in all but the larger screen sizes once the technology has been honed.*

Ian Burley

## Viewing Troubles

I look forward to the PDC system discussed by Barry Fox in September 1991 PE. It should solve some problems but does not seem able to avoid the major weakness, already present but ignored, in the Panasonic bar code system.

What happens when timing

changes causes unexpected programme overlap? TV broadcasters apparently assume that we are still in the 1940s with only one TV channel. We watch this single channel 24 hours per day and are always fully aware of all the variation announcements!

Programme clashing is treated as being completely irrelevant. Despite the wonders of modern microsecond timekeeping and prerecording of most programmes, it seems impossible for published times to be achieved on a regular basis.

A recent attempt to record two series, on separate channels, over several weeks failed. The first ran late every week and up to ten minutes was lost at every changeover. Even with a VCR it is impossible to go out for the evening.


R G Silson  
Tring  
Herts

## Why MultiMedia?

What is all the fuss about multimedia? I can't see that it has any real applications. If you want sound you get a HiFi with LPs, cassettes or CD. For vision, the VHS video recorder seems to have settled down as the main system for image recording and playback. Video cameras are also available for those who want to record their own moving images. For a mixture of both sound and vision, try TV with Nicam stereo from either the standard terrestrial stations (BBC1 and 2 and ITV 3 and 4) or satellite. These cover all the possibilities, apart from smelly-vision which never got off the ground.

Why would anyone want presentation graphics and sound interfaced to a computer system unless, of course, they are giving a seminar.

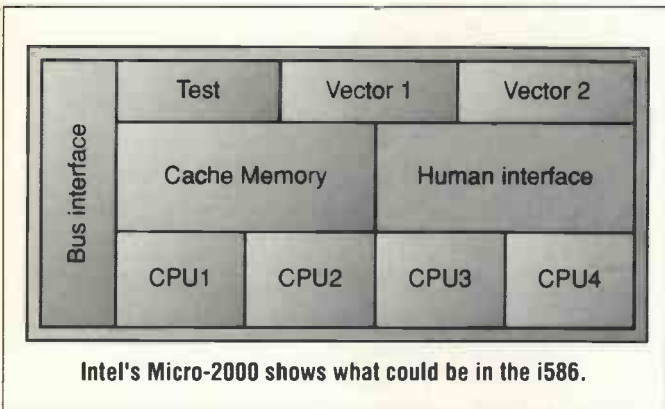
A Stanley  
Brighton



The offending screens.

# Innovations

*This month, Intel's latest chips, BT's new premium rate number and a boost for the home taping campaign.*



## Towards The 586

A recent report from Intel pointed the way towards the next generation of microprocessors. Following on from its successful i386 machines the i586 should have four CPUs each rated at 700 million instructions per second, two vector processing units that would speed up numerical calculations, cache memory for frequently used programs and data and a human interface providing interactive video and voice recognition. All of this would be squashed into one chip using 100 million transistors in one square inch of silicon. With a total throughput of 2 billion instructions per second and complete compatibility with the i386 range, it should prove a worthy opponent to the IBM/Motorola chip destined to power the next generation of IBM PCs.

Intel has been making microprocessors since the early days of 1970 when there were only about 1000 transistors per chip. The co-founder of the

company Gordon Moore made the observation some time ago that the number of transistors on a chip doubles every two years and that by the year 2000 there should easily be over 100 million per chip.

Intel's current microprocessors are the i386 range. The 386SX is the bottom of the range and has a 16-bit data bus rather than the 32-bit standard. The 386DX is the mid range member which conforms to the full standard and is available in speeds from 16 to 33MHz. At the top of the range is the i486. This uses a 386 microprocessor

and incorporates a 387 maths co-processor, 385 cache controller and 8kbytes of static RAM on the same chip.

## Taping Support

A recent report published by the Consumer's Association (Which? magazine October 1991) gave a boost to the Home Taping Rights Campaign (HTRC). It vindicated the long held suspicion that most people who recorded copyright material onto cassettes did so from records or CDs that they already owned. This does not really cause a loss to the record industry and its effect on sales has been exaggerated. The Consumer's Association also concluded that, "the case for a levy on videotapes is non-existent", since only 4% of people survey copying videos.

The HTRC has been campaigning since 1986 to defend home taping and oppose any levies

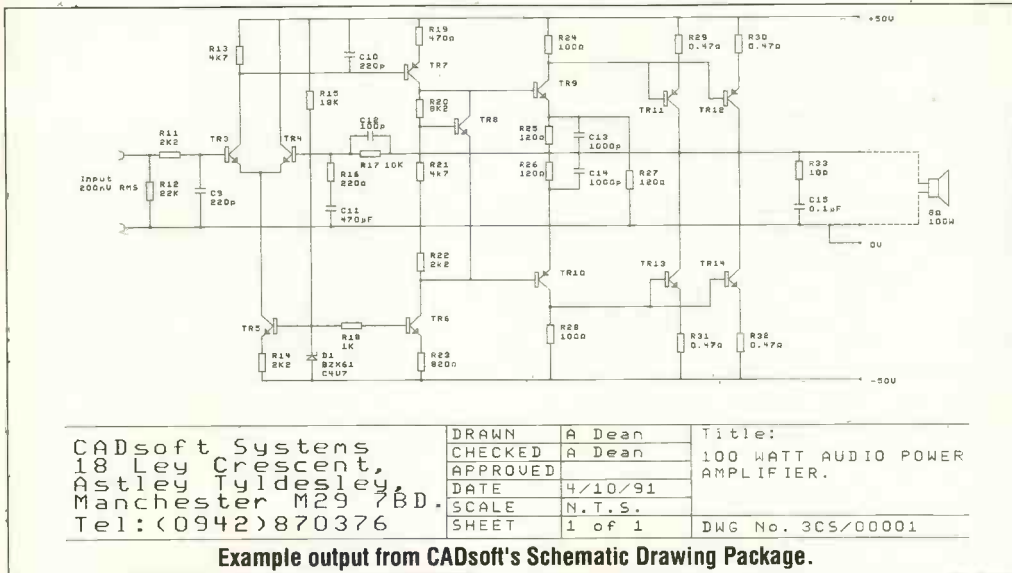
imposed on blank tapes. These would go to the record industry which claims that it is losing sales as a result of this flouting of the copyright laws. Legislation is currently being prepared by the European Commission to impose levies on recording equipment as well as blank tapes.

## CAD On A PCW

Now CAD systems are not only available on IBM PCs, Amstrad PCWs are getting in on the act. CADsoft Systems recently announced the release of its Schematic Drawing Package for the Amstrad CPC6128 and PCW8256/8512 machines. Running under CP/M+, the package consists of a schematic editor, a print program and a symbol library. The latter supplies most of the more commonly used component symbols such as capacitors, resistors, transistors and logic gates and an editor is provided so that more can be added. Diagrams of up to 50in x 50in can be drawn with around 5000 objects per drawing. The printing package provides output on even the most basic dot-matrix printer.

Costing £29.99 with a £5 discount for registered users of other CADsoft products, it is available from CADsoft Systems, 18 Ley Crescent, Tyldesley, Manchester M29 7BD.





(ICSTIS) had to draw up a code of practice for anyone wanting to provide a premium rate service. BT has now announced that it will be doing its bit to help with the problem by providing another premium rate number, 0891, to be operated alongside the 0898, which will conform to the ICSTIS standard.

The ICSTIS code forbids the provision of adult, chatline and most live conversation services over lines using the 0891 prefix. Customers on the new digital exchanges will be able to stop their telephones accessing any or all of the premium rate numbers – 0898, 08364, 0839 and 0881 – so that huge unforeseen bills should no longer arise. There is no charge for the call barring service, the only problem is that just under half of the population won't be able to use it – BT has, as yet, only converted just over half its exchanges to digital operation. ■

## £1000 To Be Won

After sawing through a chair thirty years ago, Ron Hickman developed a flexible bench known as the Workmate. Now a competition has been launched, sponsored by British Fuels, to "find the next brilliant idea that will revolutionise our lives".

The first prize is £1000 and British Fuels, the country's leading supplier of coal and oil, will also give free practical advice for the development and marketing of the new product as well as legal protection and suggestions on where to get the appropriate funding. The second and third prizes are £500 and £250 respectively and a panel of experts, including Sir Cyril Smith MBE MP will examine all entries in strict confidence. Anyone who thinks they have a world beating idea and would like to have a stab at winning the prize should write to:

BFL Innovations Award  
 Freepost  
 The BRAHM Building  
 Alma Road  
 Leeds  
 LS6 2AH  
 or  
 telephone 0532 304000  
 and ask for an entry pack.

## 0898 Solution

After catching so much flak from the media as well as those who had to pay some pretty huge telephone bills, BT has announced a new premium rate prefix number.

Under the old system the, now notorious, 0898 number was used to access a wide variety of telephone services from chatlines to heavy breathers (adults only lines). The callers had to pay a higher rate for these services and there were a

number of situations where parents had had to pay BT for the telephone abuse committed by their gregarious offspring. From BT's point of view, the numbers were rented out to companies who provided the actual services and controlling the situation proved to be difficult.

There was so much trouble over the telephone abuse that the Independent Committee for the Supervision of Standards of Telephone Information Services



# SURVEILLANCE PROFESSIONAL QUALITY KITS

## No. 1 for Kits

Whether your requirement for surveillance equipment is amateur, professional or you are just fascinated by this unique area of electronics SUMA DESIGNS has a kit to fit the bill. We have been designing electronic surveillance equipment for over 12 years and you can be sure that all of our kits are very well tried, tested and proven and come complete with full instructions, circuit diagrams, assembly details and all high quality components including fibreglass PCB. Unless otherwise stated all transmitters are tuneable and can be received on an ordinary VHF FM radio.

### UTX Ultra-miniature Room Transmitter

Smallest room transmitter kit in the world! Incredible 10mm x 20mm including mic. 3-12V operation. 500m range.....£16.45

### MTX Micro-miniature Room Transmitter

Best-selling micro-miniature Room Transmitter  
Just 17mm x 17mm including mic. 3-12V operation. 1000m range.....£13.45

### STX High-performance Room Transmitter

Hi performance transmitter with a buffered output stage for greater stability and range. Measures 22mm x 22mm including mic. 6-12V operation, 1500m range.....£15.45

### VT500 High-power Room Transmitter

Powerful 250mW output providing excellent range and performance. Size 20mm x 40mm. 9-12V operation. 3000m range.....£16.45

### VXT Voice Activated Transmitter

Triggers only when sounds are detected. Very low standby current. Variable sensitivity and delay with LED indicator. Size 20mm x 67mm. 9V operation. 1000m range...£19.45

### HVX400 Mains Powered Room Transmitter

Connects directly to 240V AC supply for long-term monitoring. Size 30mm x 35mm. 500m range.....£19.45

### SCRX Subcarrier Scrambled Room Transmitter

Scrambled output from this transmitter cannot be monitored without the SCDM decoder connected to the receiver. Size 20mm x 67mm. 9V operation. 1000m range.....£22.95

### SCLX Subcarrier Telephone Transmitter

Connects to telephone line anywhere, requires no batteries. Output scrambled so requires SCDM connected to receiver. Size 32mm x 37mm. 1000m range.....£23.95

### SCDM Subcarrier Decoder Unit for SCRX

Connects to receiver earphone socket and provides decoded audio output to headphones. Size 32mm x 70mm. 9-12V operation.....£22.95

### ATR2 Micro Size Telephone Recording Interface

Connects between telephone line (anywhere) and cassette recorder. Switches tape automatically as phone is used. All conversations recorded. Size 16mm x 32mm. Powered from line.....£13.45

### UTLX Ultra-miniature Telephone Transmitter

Smallest telephone transmitter kit available. Incredible size of 1mm x 20mm! Connects to line (anywhere) and switches on and off with phone use. All conversation transmitted. Powered from line. 500m range.....£15.95

### TLX700 Micro-miniature Telephone Transmitter

Best-selling telephone transmitter. Being 20mm x 20mm it is easier to assemble than UTLX. Connects to line (anywhere) and switches on and off with phone use. All conversations transmitted. Powered from line. 1000m range.....£13.45

### STLX High-performance Telephone Transmitter

High performance transmitter with buffered output stage providing excellent stability and performance. Connects to line (anywhere) and switches on and off with phone use. All conversations transmitted. Powered from line. Size 22mm x 22mm. 1500m range.....£16.45

### TX900 Signalling/Tracking Transmitter

Transmits a continuous stream of audio pulses with variable tone and rate. Ideal for signalling or tracking purposes. High power output giving range up to 3000m. Size 25mm x 63mm. 9V operation.....£22.95

### CD400 Pocket Bug Detector/Locator

LED and piezo bleeper pulse slowly, rate of pulse and pitch of tone increase as you approach signal. Gain control allows pinpointing of source. Size 45mm x 54mm. 9V operation.....£30.95

### CD600 Professional Bug Detector/Locator

Multicolour readout of signal strength with variable rate bleeper and variable sensitivity used to detect and locate hidden transmitters. Switch to AUDIO CONFORM mode to distinguish between localised bug transmission and normal legitimate signals such as pagers, cellular, taxis etc. Size 70mm x 100mm. 9V operation.....£50.95

### QTX180 Crystal Controlled Room Transmitter

Narrow band FM transmitter for the ultimate in privacy. Operates on 180 MHz and requires the use of a scanner receiver or our QRX180 kit (see catalogue). Size 20mm x 67mm. 9V operation. 1000m range.....£40.95

### QLX180 Crystal Controlled Telephone Transmitter

As per QTX180 but connects to telephone line to monitor both sides of conversations. 20mm x 67mm. 9V operation. 1000m range.....£40.95

### QSX180 Line Powered Crystal Controlled Phone Transmitter

As per QLX180 but draws power requirements from line. No batteries required. Size 32mm x 37mm. Range 500m.....£35.95

### QRX180 Crystal Controlled FM Receiver

For monitoring any of the 'Q' range transmitters. High sensitivity unit. All RF section supplied as a pre-built and aligned module ready to connect on board so no difficulty setting up. Output to headphones. 60mm x 75mm. 9V operation.....£60.95

### A build-up service is available on all our kits if required.

UK customers please send cheques, POs or registered cash. Please add £1.50 per prder for P&P. Goods despatched ASAP allowing for cheque clearance. Overseas customers send sterling bank draft and add £5.00 per order for shipment. Credit card orders welcomed on 0827 714476.

**OUR LATEST CATALOGUE CONTAINING MANY MORE NEW SURVEILLANCE KITS NOW AVAILABLE. SEND TWO FIRST CLASS STAMPS OR OVERSEAS SEND TWO IRCS.**

## ★★★ Specials ★★★

### DLTX/DLRX Radio Control Switch

Remote control anything around your home or garden, outside lights, alarms, paging system etc. System consists of a small VHF transmitter with digital encoder and receiver unit with decoder and relay output, momentary or alternate, 8-way diil switches on both boards set your own unque security code. TX size 45mm x 45mm. RX size 35mm x 90mm. Both 9V operation. Range up to 200m.

Complete System (2 kits).....£50.95

Individual Transmitter DLTX.....£19.95

Individual Receiver DLRX.....£37.95

### MBX-1 Hi-Fi Micro Broadcaster

Not technically a surveillance device but a great idea! Connects to the headphone output of your Hi-Fi, tape or CD and transmits Hi-Fi quality to a nearby radio. Listen to your favourite music anywhere around the house, garden, in the bath or in the garage and you don't have to put up with the DJ's choice and boring waffle. Size 27mm x 60mm. 9V operation. 250m range.....£20.95

**SUMA  
DESIGNS**

THE WORKSHOPS, UNIT PE, 95 MAIN ROAD,  
BAXTERLEY, NEAR AATHERSTONE,  
WARWICKSHIRE CV9 2LE




**0827 714476**



# What's New

## Gadgets



*A new section this month takes a quick look at the latest electronic products.*

The Refalo from Kyocera is a palm-top computer which, instead of a keyboard, uses a pen based system to recognise handwriting. Measuring 190mm x144mm x42mm when closed, it weighs just 750g and is designed to take the place of a Filofax – it even has ring binders so that filofax pages can be attached.

The computer side of things is based upon the well known 8086 (aka V30) which was at the heart of some of the early IBM PCs. Like these machines, its operating system is MSDOS and is held in 256k bytes of ROM. On-board RAM is 256k, split into 192k user area and 64k video RAM.

Applications software will be loaded via an IC card that conforms to the Japan Electronic Industry Development Association (JEIDA) standard. Built in software is planned to be of the usual organiser type, diary, notebook, scheduler, and so on. The user interface is pen based using a pressure sensitive LCD screen with a resolution of 240x320. For those who can't manage without a keyboard, one is available as an optional extra – measuring the same size as the Refalo itself. To connect to the outside world, an RS232 serial interface is provided. The whole thing will cost around £1000 and should be available by April next year.

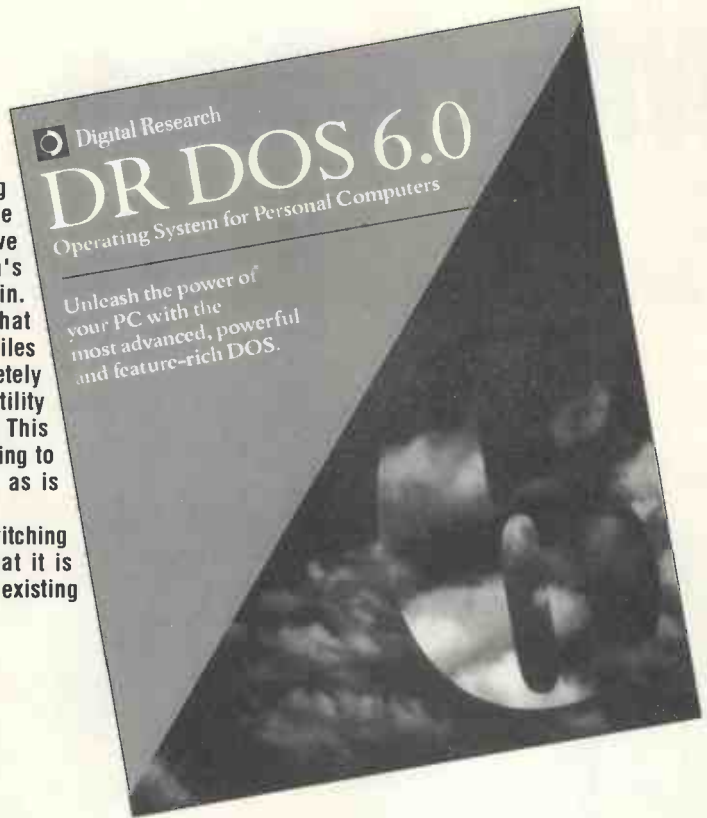
Integrated Services Digital Network, better known as ISDN could soon be available to many more people if the new Dataflex Pocket ISDN adaptor takes off. Offering data transfer speeds of up to 64k bytes per second, the device, which is smaller than an Sony Walkman, is fully BABT approved and compatible with ISDN-2. Initially aimed at retail and financial institutions to speed up electronic funds transfer, the modem, priced at £595+VAT, should broaden access to the high speed communications network.



Callbox 2 is another gadget that should make communicating via the telephone a lot easier. Designed to be linked to a PC, it allows completely hands free operation of the phone with auto-dialling, voice-mail, light-weight headset plus numerous other applications. A programmers interface is also available that uses the industry standard Hayes command set. Costing £825, the system is currently being designed into a number of telephone applications such as information response systems, technical support and credit control.

# Computers

The PC operating system competition is gathering pace with DR DOS 6 being released at about the same time as MS DOS 5.0. Offering an alternative operating system for PC users, Digital Research's version is better than Microsoft's by quite a wide margin. Improvements include a data compression utility that allows up to twice as much data to be stored on a disk - files are accessed in the normal way so operation is completely transparent. Also available is a twenty-task switcher utility that allows up to 20 programs to be loaded at once. This allows the user to switch between them rather than having to quite from one application and then load up another as is generally the case with other versions of DOS. Anyone who uses PCs a lot should definitely consider switching or upgrading to DR DOS 6. The only drawback is that it is relatively expensive at £79 or £24.99 as an upgrade for existing DR DOS users.



The new range of computers from Elonex all feature 32-bit microprocessors and range from the PC-320XM to the PC-450B. The first comes with 20MHz 386SX, 16kbyte cache, 1Mbyte of RAM, 40Mbyte hard disk and 512kbyte Super VGA and is the basic system. The top of the range has a 50MHz 486 microprocessor with 64kbyte cache, 2Mbyte RAM, 40Mbyte hard disk and 512kbyte Super VGA. Starting at £995 for the lower end model, the PC-450B costs £2195 with eight models between them offering a wide election of platforms and prices to choose from.


At 360dpi, Canon's BJC-800 colour bubble-jet printer offers some of the best printing capabilities around. Four individual cartridges using yellow, magenta, cyan and black feed their ink to a 64 nozzle print head to create the high resolution colour images. Unlike other colour printers, black printing quality is just as good as any other colour. The cartridges are said to last for approximately 400 pages and can be replaced individually. The printer will be available in the UK by March 1992 and will be priced at around £1995.



Another printer offering laser quality colour output is the Hewlett Packard Deskwriter C – priced at £749. Boasting 300dpi resolution, it uses one ink cartridge which can be either a tri-chamber design incorporating cyan, magenta and yellow, allowing any colour to be reproduced, or a single chamber black for monochrome output. Aimed mainly at Apple Macintosh users, the printer has a number of standard fonts built in as well as an Appletalk interface allowing it to be used on a network.



The Psion Series 3 is a new range of pocket computers featuring 80C86 microprocessors, 240x80 pixel double layer LCD, 640kbytes of RAM and 385kbytes of ROM. A full Graphical User Interface, wordprocessor, database, calendar, programming language and calculator are bundled with the system and the basic model costs around £200 including VAT.



Also new in the area of pocket portables is the GRiD M88. Featuring MSDOS 3.22 in ROM, the display is a CGA compatible LCD screen offering either 8 lines by 20 characters, 15 lines by 20 characters or 25 lines by 20 characters. The 50 key keyboard, 80C88 and 640kbyte memory allow it to run virtually all DOS software. Connection to the outside world is via RS232, a barcode reader or expansion bus. Priced at £999, GRiDs name for tough reliable portable computers should enable it to compete with the Psion and Poqet PC compatible palmtops.




# Visions

The Alba VCR2222 solves all of the problems that arise due to video tapes being too short. Because it has two video transports, it can record and playback up to 20 hours of program material. Other features include recording on both tapes at once, recording one tape while watching another, duplicating tapes, a four week/eight event/99 channel memory and tape to tape editing.



The new V711B from Toshiba in the flagship of the company's VCR range. Featuring NICAM stereo, long play, on-screen programming, comprehensive searching and timing facilities, picture quality enhancer, a dynamic bass switch and simulcast recording, its weighs in at a mere £499.99

Also from Toshiba is the 34in Super Screen NICAM Delux TITAN TV with Dolby Surround. Available from October 1st, it features 100 channel tuning, unified remote control and on-screen display. Priced at £1999.99 it is the top of the Toshiba TV range.



MICRONTA®

DIGITAL

MULTIMETERS



**£39<sup>95</sup> COMPACT DMM**

Autoranging/Manual. Easy to read LCD display, diode and continuity checker. Measures to 1000V DC, 750 VAC, 10A AC/DC. Resistance to 2 megohms. Requires 2 "AA" batteries.  
22-184 ..... **£39.95**



**£59<sup>95</sup> 30-RANGE DMM**

With Capacitance And Transistor Gain Functions. Continuity sounder. Measures to 1000 VDC, 750 VAC, 10 amps AC/DC current, 20 megohms resistance, 20uF capacitance, NPN/ PNP hFE. Requires 9v battery.  
22-194 ..... **£59.95**



**£79<sup>95</sup> VOICE METER**

Talking Meter. Press a button on the probe and meter calls out reading in clear English while displaying it. Full autoranging. Measures 1000 VDC, 750 VAC, 300 mA AC/DC, 30 megohms resistance. Requires four "AA" batteries. 22-164 ..... **£79.95**

**Tandy®**

ALL THE ACTION AS IT HAPPENS!

InterTAN U.K. Ltd., Tandy Centre,  
Leamore Lane, Walsall, West Midlands WS2 7PS  
Tel: 0922 710000

# Data Acquisition System On A Chip

*Silicon Valley this month looks at Nat Semi's new single chip DAS, the shrinking of telecoms equipment and the fastest dual port RAM in the world.*

The ease with which data can be monitored has taken a step forward with the introduction of National Semiconductor's LM12458 single chip data acquisition system (DAS). This incorporates a 12-bit self-calibrating analogue to digital convertor (ADC), storage for up to 32 conversions, internal RAM that stores instructions on which conversions should be performed when, an eight input multiplexer (MUX), watchdog facilities to compare inputs against preset limits, programmable conversion rates and built in reference voltages, all powered from a single +5V supply.

Conversion times are rated at 8.6µs for 13-bits and 4µs for 9-bits on the eight programmable channels. The on-board digital control system consists of an 8x48 instruction RAM that stores the acquisition instructions for up to four differential or eight single-ended input channels. These can be used to specify the data gathering channels, their sequence, speed and data output format resulting in a highly flexible system.

Designed to be interfaced directly to a microprocessor, the LM12458 can take some of the processing load off the main system by means of its programmability. It is aimed at applications in data logging, energy management, industrial process control, instrumentation, medical and portable systems, robotics and signals analysis.

For more information contact National Semiconductor, Industriestrasse 10, D-8080 Furstenfeldbruck, Germany

## More Portable Comms

Portable communications systems such as cellular and cordless phones are set to become even smaller than they are now. A pair of chips from Signetics offer advanced FM mixer-IF systems that should reduce the size of a PCB by 15%. As well as offering more facilities per square centimeter, the NE606 and NE607 use lower supply current and offer more facilities than competitive products.

Included on each chip is a mixer oscillator, two operational amplifiers, IF amplifiers, limiter amp, voltage regulator and quadrature detector. All of this allows the facilities of a portable FM communications system to be squashed into an even smaller space.

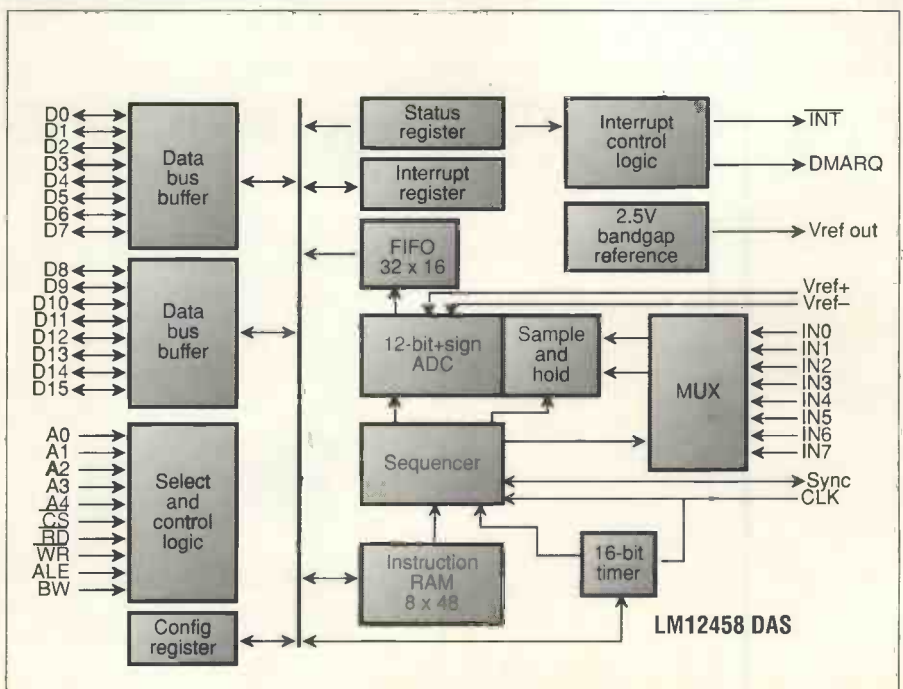
More information can be obtained from Signetics, a

subsidiary of Philips on 071 580 6633

## Super Fast Dual-Port

Claiming to be the densest dual-port SRAM available today, the IDT7M1002 offers 512k of memory with an access time of 25ns. The package is designed to be used with 32-bit RISC (reduced instruction set computer) or CISC (complex instruction set computer) memory systems to simplify design. The high speed of the system makes them ideal for use in applications such as telecommunications, networking, digital signal processing, and image or graphics processing.

Contact Integrated Device Technology Europe, 21 The Crescent, Leatherhead, Surrey, KT22 8DY, for more information. ■



# OUT NOW!

## SUMMER 1991 CATALOGUE

- 192 pages
- £££'s discount vouchers
- 100s new products
- New range kits
- Over 3000 lines
- Fast same day despatch

Available from most large newsagents or directly from **Cirkit**



**£1.70**  
plus 30p  
postage

# Cirkit

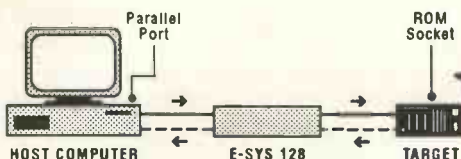
**CIRKIT DISTRIBUTION LTD**

Park Lane · Broxbourne · Hertfordshire · EN10 7NQ  
Telephone (0992) 444111 · Fax (0992) 464457



### THROW AWAY YOUR EPROM BLOWER! E-SYS 128

ADVANCED ROM INTERFACE AND EMULATION SYSTEM



**JUST**  
**£399**  
+ VAT

E-Sys 128 links the parallel (Centronics) port of your computer to the ROM socket in the target machine quickly, efficiently, conveniently to mimic up to 128k of 8 bit ROM with a download of under two seconds (measured on 286 12mHz PC).

- Parallel input allows attachment to a wide variety of host computers.
- 32 pin header output replaces up to 128K ROM per socket
- Chain capability enables mimicking of multiples of 128K ROMs.
- True, fully portable ROM emulation provided by trickle charged Ni-Cd battery backup to enable E-Sys 128 to retain data even after the host and/or target is disconnected.
- Fast ROM emulation operating speed better than 100ns.
- Communication facility from target back to host to enable verification of data transfer.
- Target machine can relay data back to host during execution via pseudo RAM locations.

Order today and pay by cheque  
Barclaycard or Access card  
Free data sheet and technical description  
Phone: (0235) 832939 Fax: (0235) 861039

**COMING**  
**SOON!**  
**E-SYS 1024**  
**1Mbyte**  
**SYSTEM**

## 21ST CENTURY ELECTRONICS

(a division of 21st Century Entertainment Ltd)  
56B Milton Park Abingdon Oxfordshire OX14 4RX

### Schematic Drawing Utility

Draw your own professional circuit diagrams on the Amstrad CPC6128 or PCW 8256 computer with our easy to use design utility. Offers high quality printout of drawings, up to 50 inches square on a standard dot matrix printer. Comprehensive symbol library containing many commonly used circuit symbols. Symbol library can be edited and added to. All this and more for only **£29.99** fully inclusive. For further details send SAE to **CADsoft Systems, 18 Ley Crescent, Tyldesley, Manchester. M29 7BD.**

### MAKE YOUR INTERESTS PAY!

Over the past 100 years more than 9 million students throughout the world have found it worth their while! An ICS home-study course can help you get a better job, make more money and have more fun out of life! ICS has over 90 years experience in home-study courses and is the largest correspondence school in the world. You learn at your own pace, when and where you want under the guidance of expert 'personal' tutors. Find out how we can help YOU. Post or phone today for your **FREE INFORMATION PACK** on the course of your choice. (Tick one box only!)

Electronics	<input type="checkbox"/>	TV, Video & Hi-Fi Servicing	<input type="checkbox"/>
Basic Electronic Engineering (City & Guilds)	<input type="checkbox"/>	Refrigeration & Air Conditioning	<input type="checkbox"/>
Electrical Engineering	<input type="checkbox"/>	Car Mechanics	<input type="checkbox"/>
Electrical Contracting/Installation	<input type="checkbox"/>	Computer Programming	<input type="checkbox"/>
GCSE/GCE/SCE over 40 examination subjects to choose from <input type="checkbox"/>			

Name \_\_\_\_\_ Address \_\_\_\_\_

**ICS**

International Correspondence Schools, EDS121 312/314 High Street, Sutton, Surrey SM1 1PR.  
Telephone: 081-643 9568 or 041-221 2926 (24 hours)

# All I Want For Christmas

*Barry Fox and Ian Burley join the editor in getting their present lists off to Santa nice and early so that a reply is assured*

One of the best things about being editor of PE is that I get to see, or at least hear about, all the latest electronic gadgets. The problem with this is choosing between them all for something I'd like. In the end, I decided on some of the more recent pieces of kit that caught my eye.

## Editor's Choice

The first is the Philips Scopemeter. This is, perhaps, the ultimate electronic test instrument. Combining the features of a sophisticated digital multi-meter with those of a 50MHz oscilloscope and a signal generator, this gadget is also built into a super rugged case – there aren't many oscilloscopes that can be dropped one metre onto concrete without doing them some damage. The top of the range



Kodak's digital camera system, a snip at \$20,000.

model costs a mere £1095, well beyond my pocket but, if anybody is looking to buy me a present...

Some say it is bad to combine business with pleasure but one of the things that makes my job easier and is a lot of fun to use is the Apple Macintosh used to put the mag together. I have a huge one on my desk (a IIcx plus 19in monitor) which is great for most things but is in no way portable. It would be nice to be able to work at locations other than the office and I have always hankered after a decent portable computer. The trouble is that although there are a number of laptop machines available, none are fully Apple Mac compatible – anyone who has used both PCs and Macs will know there is no going back to a PC. Fortunately, there is a rumour going around that Apple will be launching a full feature laptop in the near future – the company denies all knowledge of this but stories in Mac User, the

Financial Times, plus third party software houses boasting that they are going to publish software for it can't all be wrong. With any luck it will be out by Christmas, in which case it will be at the top of my list.

One of the more fascinating and expensive items covered recently in PE was Kodak's electronic camera. The Digital Camera System operates in the same way as a normal Nikon 35mm but produces 1280x1024 pixel images that can be loaded onto a computer for storage, display and editing. I may not be much of a photographer but one of these babies might make the difference, especially when coupled to a high quality graphics machine like a portable Mac...


## Get Away

Trying to get away from it all is one of my main hobbies. To help with this I like to listen to the odd bit of music and with this in mind, I



The Philips Scopemeter.





would like to upgrade my CD system to a Philips Bitstream and my speakers to Canon S50s (see review this issue). With these installed, I can sit back and enjoy the New Year in sonic comfort.

## Barry Fox

The Japanese have grown rich on consumer electronics. Mass production is the key to low price and high reliability; and digital circuitry is easier to integrate into a few chips. The main cost of a calculator or digital watch is now in the packaging and distribution. So stalls in Hong Kong sell them for 50p and firms round the world can give them away as free promotions,

even though the shop price is several pounds.

Now the Japanese majors, with sights set on the long-term future, are recognising that the world is saturating with electronic trinkets. They must think of new novelties that people will buy on impulse, or electronic equipment which answers a genuine need.

They know that what we DON'T want for Christmas is another portable stereo, car radio or world time clock and calculator.

So what do I want?

Having struggled with CD-ROM, I have seen the potential of the medium but been driven to distraction by the lack of compatibility between CD-ROM discs, drives, computers and control software. What I want for Christmas is Sony's new Data Discman, a table-top data bank that is ready to read data from a CD-ROM at the flick of a single on/off switch. They should be on sale this Christmas in the USA at around \$500.

## No Mangled VHS For Me

Walt Disney is releasing Fantasia on video for the first and final time this Christmas. After that the original version will never be seen, on video, again. In the USA the release is on VHS tape and laser video disc. In Europe it looks like being on VHS tape only. I want it on laser disc, because that way I should still have a good copy of Fantasia long after other people have mangled their tapes.

Often I want a single photograph of something, or few slides to project at a talk or lecture. I

also want to be able to photograph small objects at close range. Most modern 35mm cameras have a macro facility which allows close-ups. But you have to shoot and process a whole reel of film. So what I really want is a sensibly priced Polaroid camera, with a macro facility; better still I want one that will shoot instant slides instead of instant prints. But I fear there is nothing yet like that.

Likewise I fear I can't have the simple gadget I would like that could plug into a TV set and display on screen a positive image of a photographic negative. I could already do this, by using a video camera with neg/pos reversal switch. But the camera would cost the best part of £1000 and I would have to rig up some kind of adaptor in front of a macro lens to hold and illuminate the negative. What I want is a custom designed slide viewer which includes an image sensor and negative/positives switch.

I also want something that I have already got but others keep asking to borrow. It's a neat little plug-in transformer which converts US and Japanese 110 volt mains up to 220 volts so that I can run European electrical equipment in those low voltage countries. The shops are knee deep in droppers which reduce 220V to 110V, but what use are they to anyone in Europe? I bought my plug-in up converter in America for \$10, but have never seen once since.

Finally I'd like a nagger. This is a telephone with a last number redial facility which registers when the number is engaged, hangs up and keeps on trying again, and again, and again every half minute or so until the line is clear. The British authorities won't let us have these, because they reckon it clogs up the telephone system. But some foreign phones have them and anyone who has tried using a nagger will know what a boon it is.

## Ian Burley

When I was first asked to write this article, my immediate reaction was to run riot with an imaginary credit card endowed with an infinite credit limit. To be asked what half dozen bits of consumer electronics one would like for Christmas, money no object guy



Could Canon's slide video system solve Barry's problem?



An Amstrad Fax for lan.

visions of shiny new gadgets from wide screen TVs, multi-standard hi-band videos, HiFi, phones, you name it! Actually settling on a selection of six proved much more difficult. Not being related to Paul Getty, I am actually quite cautious about what I buy for myself in the real world, despite what some friends might say. It was difficult to justify some of the more outrageous gadgets, even though I am self-confessed gadget-mad. So you may

be surprised to find that the following electronics products are, on the whole, useful rather than extravagant, though I still couldn't afford half of them.

I would like an Amstrad 9600 Fax. A fax machine? These marvels of telephony are already considered boring and utilitarian by most office workers; a fate of popular apathetic attitude which befell the personal computer some years back. In the States, fax machines are rapidly

becoming established in a surprising number of homes. This is a trend which, like many others, we will see over here sooner or later. As I do a fair amount of freelance writing, I am constantly asked if material can be faxed to me. Until now, I have resisted the temptation to buy a fax - I use the Telecom Gold Email service for sending text-only faxes directly from my computer. However, I will be giving in soon, and will take the opportunity to pension off my 8-year old Binatone answering machine by buying a combined fax and answering machine. I can't justify the installation of a second phone line, hence the combo unit. The Amstrad 9600 is excellent value, save one omission - a remote control for the answering machine section. I hear this due to be remedied quite soon. Now, did anybody mention discounts...?

I joined the camcorder generation earlier this year and now find I need a pocket-sized TV to view, in colour, footage I've shot on location. Until recently, miniature portable TVs were sad gimmicks. Even Sony's first stab at the black and white Watchman was neither truly pocketable or much fun to watch. The quirky Sinclair flat-



The security robot on show.

screen TV was a step in the right direction, though in my opinion the advent of the first rather smeary and too-minute colour LCD TVs only hinted at the future possibilities. With the arrival of active-matrix thin film transistor technology, the better portable LCD TVs are now serious alternatives to conventional 14" portable tellys. Citizen, Sharp, Sony, Panasonic and others have some very nice looking models, but as a frequent-ish traveller I'm disappointed not to have found a world-standard model yet. Oh yes, at around £300 for a 4" screen, they're rather expensive - but that doesn't matter here, does it? Prices should drop next year.

I get around quite a bit behind the wheel of my car. Not only am I a proponent of the paperless office but I'd like a paperless car interior as well. No more fumbling with bits of paper or maps at 70MPH on the M25, thank you very much. The Blaupunkt TravelPilot system shows a remarkably detailed and dynamically updated map of the local vicinity you are travelling through, even taking into account your heading as you turn corners. Those who know me will leap at the opportunity of confirming how abysmal I am at finding my way anywhere, so this would be an IDEAL Christmas present.

If there is one thing I have been convinced of totally in the last 18 months, it's that interactive video or multimedia is going to be as important to us as the printing

Blaupunkt's Travel Pilot should keep Ian on course.




press was to Caxton in his day. The advantage Caxton had was that he didn't have to fight to establish his hardware standard over a posse of others. I'd like a Kodak Photo CD compatible CD-I player which I could have permanently linked to both my computer as a CD ROM drive and the HiFi as a conventional music CD player. OK, make that two of the... Oh, and it would have to have Bitstream digital sound shaping and if only it could integrate into the rest of my hifi like Sony's SIRCS II system.

Assuming it works as well as it's expected to do, Sony's new recordable audio disc system, Mini Disc, should be a big commercial success. Unfortunately, history tells us that technical niceties in the

league of random-access digital sound recording at an affordable and pocketable price, aren't guarantees of commercial success. 74 minutes of audio on one disc is only just adequate, though it does beat Philips' Digital Compact Cassette which looks like only offering 45 or 60 minutes per side. DCC will be out first and be cheaper. I will almost certainly get a DCC deck anyway as I have a sizeable collection of conventional cassettes with which DCC remains compatible and the old Aiwa deck I have is getting on a bit.

With DCC practically assured of commercial success, I still hope Sony makes it with the MD standard, and I want one!

Although I've broken the rules slightly with the last two selections, neither of which will be available by Christmas, here's a slightly more outrageous Christmas present idea which is scheduled for Christmas stockings in the US at least; Samsung's Scout-About domestic robot. Launched at the big Chicago Consumer Electronics Show back in the Summer, this dinky dome-shaped intruder and fire detector will patrol your house without falling down stairs (it can't climb them either, alas) or bumping into the furniture. If it needs to sound an alarm it will even phone the police. Above all, it would be the ideal gadget to stay that one step ahead of the Jones's! A snip at just \$1,000 (£590), even if it can't make the tea, just yet. ■



Everyone awaits DCC with baited breath.

# Harnessing The Power That Drives The Stars

*The JET fusion experiment operates at temperatures in excess of 300 Million °C. Is this the power source of the future? Kenn Garroch investigates*

Three minutes to go and 40 mini-computers check and synchronise the diagnostics and control equipment. Signals travel around the 19 fibre-optic loops at a rate of 25 Mega-bits per second confirming that everything is ready. A few seconds before zero the toroidal magnetic field is turned on and a small quantity of Deuterium gas is let into the evacuated torus. As the countdown reaches zero, the current is switched on rising swiftly to 1 million Amps, ionising the gas and turning it into a plasma. More Deuterium gas is added followed, five seconds later, by a pellet of the same material in solid form. The temperature of the plasma is now around 30 million degrees Centigrade. An additional 11MW of heating increases this to over 100M°C. A small sun will exist for just two seconds in the heart of England.

This process takes place every

twenty minutes between 6am and 10pm six days a week at JET, the European fusion research project based near Oxford. The Joint European Torus is the biggest experiment of its kind anywhere in the world. It aims to study the various methods of plasma heating, containment and density control with a view to using thermonuclear fusion as a practical form of energy production sometime in the next century.

## Fission And Fusion


There are two main types of nuclear reaction that produce energy, fission and fusion. The first forms the core of today's nuclear power industry and works by bombarding large atoms with neutrons causing them to split up producing more neutrons which split more atoms, thus forming a chain reaction. This process also produces a lot of energy which can be used to heat

steam and spin turbines to generate electricity. A couple of undesirable aspects of the process are the considerable amounts of radiation produced and the cost and difficulty in handling the Uranium or Plutonium fuel.

Nuclear fusion is an alternative reaction that also produces heat but uses abundant fuels and creates relatively little long lived radioactive waste. Instead of using heavy atoms, fusion smashes together special forms of hydrogen, Deuterium (D) and Tritium (T). This reaction forms Helium (He) ions and energetic neutrons. In a reactor, the neutrons are slowed down in the surrounding "blanket" to provide the heat source for electricity production. By including Lithium in the blanket, Tritium will be produced to refuel the reactor. Unfortunately, getting the reaction to take place requires a huge amount of energy and the Deuterium and Tritium fuel must be heated to over 100 Million °C; in so doing, the gas is turned into a plasma – the fourth state of matter, the other three being solid, liquid and gas. In a plasma, the encircling electrons of the atoms are so energetic that they are forced out of their orbits to roam free.

## The Participants

The JET Joint Undertaking is the largest project of the European Atomic Energy Community (EURATOM). Although it is based in the UK, the technology, manpower, administration and science are supplied by the 12 members of the EC plus Switzerland and Sweden. Created in 1978 to run for 12 years, JET's



Inside the vacuum vessel.

objectives were to construct and operate a large Tokamak fusion experiment in order to explore controlled thermonuclear fusion to the stage where it could be used in a thermonuclear reactor. Three main aspects of this experiment can be expressed as the triple product of central plasma temperature (T), central plasma density (n) and energy confinement time (t). Typical values of these required for a commercial reactor are:

$$\begin{aligned} T &= 10 \text{ to } 20 \text{ keV} \quad 100 \text{ to } 200 \text{ M } ^\circ\text{C} \\ n &= 2.5 \times 10^{20} \text{ m}^{-3} \\ t &= 1 \text{ to } 2 \text{ secs} \end{aligned}$$


When JET was being designed in the early 1970s, the best value of the triple product ever achieved was about 20,000 times away from this sort of performance; in 1990/1JET is only about six times away with a triple product of between 7 and 9 – the requirement being from 50 to 100 (in the required units).

## Some Like It Hot

To bring the Deuterium gas up to operating temperature a number of methods are used. The first applies the electrical transformer effect to induce a large current into the plasma in the torus. The operation of a Tokamak (originally pioneered in the USSR) is based upon a doughnut shaped containment vessel in which the plasma forms the single-turn secondary of a transformer. In JET there is a stack of eight primary coils with the ability to induce up to 7.1 Million Amps into the system. This ohmic heating heats the gas up to around 50M°C at which point its central resistance is so low that further current increase has little effect.

Because the induced current tends to concentrate at the centre where the plasma is hottest, more energy can be put into the reaction by forcing the hot area to broaden. The Lower Hybrid Current Drive couples 3MW of 3.7GHz microwave power to the system and although still experimental, it is hoped that this will shortly input an extra 10MW of power giving a longer pulse length and increased stability.

The next heating method is to inject high velocity particles. A beam of charged He or D atoms is accelerated through 140,000V and then neutralised. Because of the magnetic confinement of the



plasma within the vacuum vessel, charged atoms would not be able to penetrate the field. Removing the charges allows them to enter the reaction, collide with the plasma atoms and increase the overall temperature. Two such systems are used in JET to give a total 20MW of power.

Another major energy contribution to the reaction is derived from radio frequency heating. Because the ions and electrons that make up the plasma spiral around the magnetic field lines of the Tokamak at a set rate, radio waves beamed into the torus at the same frequency add to the overall energy – up to 22MW of heating is supplied by antennae on the inner walls of the reaction vessel at a frequency of 25-55MHz.

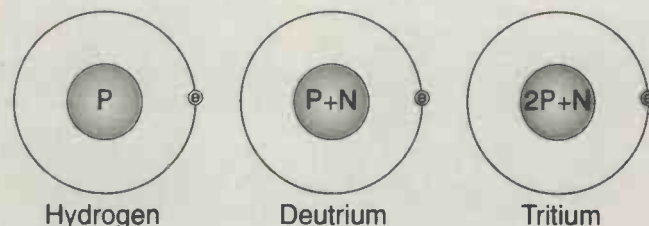
Any He nuclei created by the fusion of D and T are charged and remain in the reaction. They continue to heat the plasma and when there are enough of these being created to maintain the plasma temperature, the ignition point is reached and the plasma becomes self heating.

Having reached the high temperature required, the density of the plasma is increased by injecting pellets of Deuterium ice at speeds of 1.2 to 1.5km/s. This can instantaneously double the particle density of the plasma bringing the system nearer to the ideal triple product.

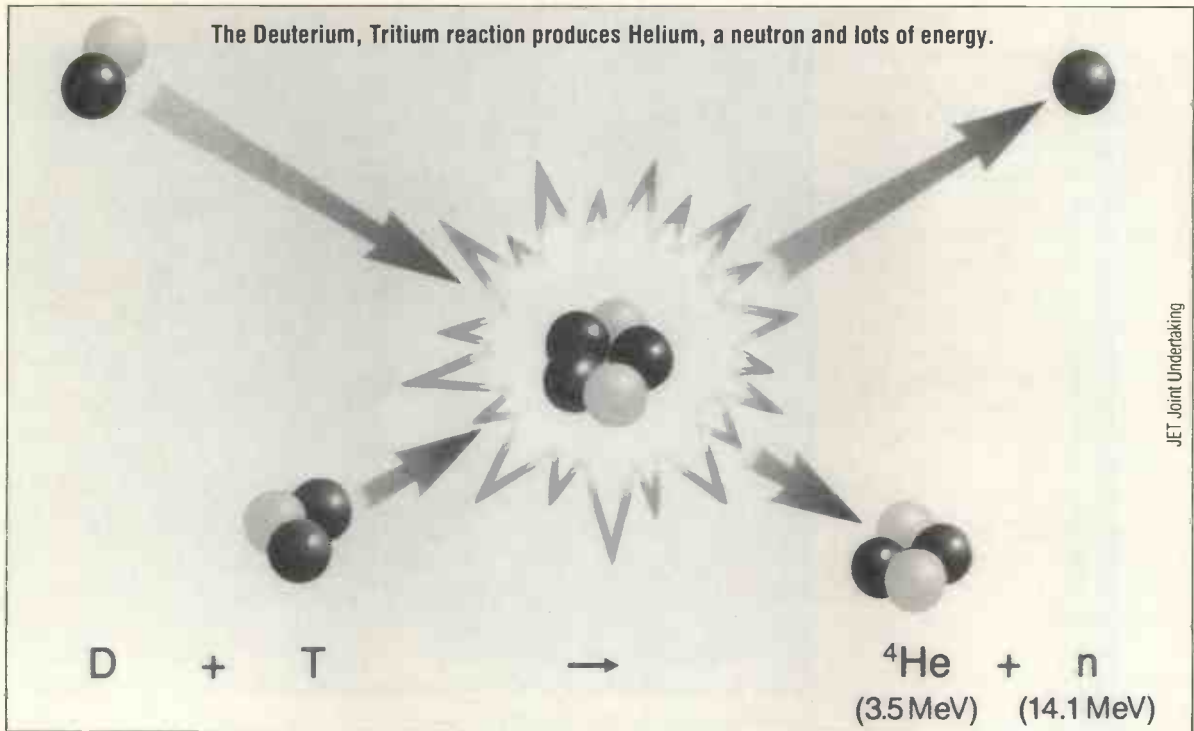
## Holding Back The Heat

Having heated the plasma up to its

### Atoms



Atoms of hydrogen are made up from one proton with one electron in orbit around it. Adding a neutron to the central proton makes this atom into Deuterium which makes up about .002% of all water – which may not sound like a lot but the world contains an awful lot of water. Adding another neutron makes Tritium. This doesn't occur naturally in nature but is made in a fusion reaction. The reaction of 10g of Deuterium, which can be extracted from 500litres of water, with 30g of Lithium produces 15g of Tritium and enough power to last the average person a lifetime.



operating temperature, any energy losses must be minimised. The confinement time needs to be around 1 to 2 sec and to achieve this, the plasma inside the evacuated torus is held away from the walls by magnetic fields. A set of coils around the minor circumference produces a toroidal magnetic field around the major axis of the machine. The current flow through the plasma induced by the transformer produces a poloidal field. These two interact to produce a helical or spiral field which loops around the torus and prevents the plasma from rapidly reaching the walls. An additional

set of coils is used to position the plasma within the reaction vessel. The resulting plasma shape is a doughnut with a D shaped cross-section.

The vacuum vessel is made up from eight D shaped identical modular pieces with built-in ports through which the reaction can be observed and neutral beams injected. The advantage of the modularity means that if an octant fails, it can be replaced relatively easily.

Without all of these elaborate restraining systems, the Plasma would soon loose its heat and the fusion reaction would stop - an


aspect of fusion power that makes it a lot safer than fission.

### Supplying JET

To get its reaction up and running, JET requires a great deal of power. One of the reasons for its location in Oxfordshire, apart from being adjacent to the Culham fusion labs, is its proximity to the Didcot power station. For each experimental fusion pulse, around 700MW of power is needed. Only 550MW can be drawn from the national grid, the rest comes from the on-site storage. This consists of two 9m 775 tonne flywheels, each driven by an 8.8MW motor. Between pulses these are run up to between 225 and 250rpm and on demand deliver 400MW of pulsed power into the primary of the transformer for ohmic heating and the 32 magnetic coils of the containment system. The power supply of JET is a major electrical engineering achievement that ranks alongside the rest of the experimental fusion system in terms of new technology.

### Outside Looking In

The main objective of JET is to experiment with different methods of heating, power supply, fuel injection, indeed, anything that can be used to make future fusion reactors operate efficiently. Because of this, all of the reactions are observed in the minutest detail. The diagnostics use a number of



methods to examine the various plasma parameters – from lasers to X-rays. All observations are coordinated through the computerised control and data acquisition system (CODAS) which uses a network of 40 mini-computers to handle the 27Mbytes of data produced from each experimental pulse. After being captured directly from the Tokamak, the data is transferred to the main computers and then sent off to a large IBM mainframe for further analysis. If JET gets the go-ahead to extend the research until 1996 CODAS will be upgraded from its 1970's computer technology to the latest workstations, significantly increasing the analysis capabilities.

### The Future Of JET


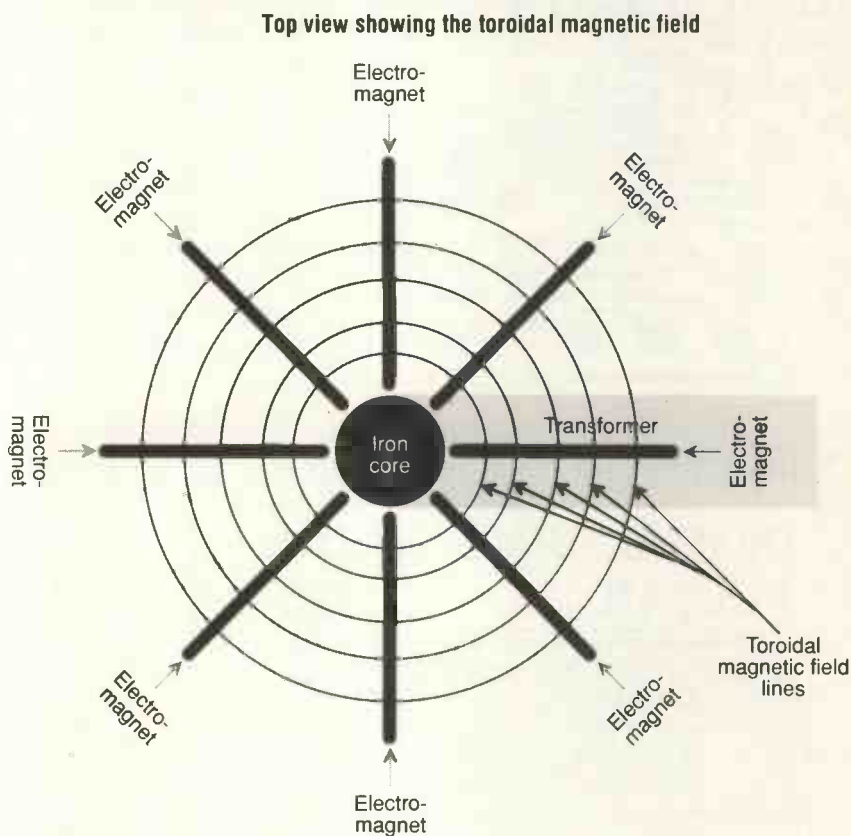
Originally envisioned as a 12 year project, JET, started in 1978, is now reaching the end of its first two-year extension. Another four years are under consideration so that the effects of impurities in a gas plasma can be further studied.

Achievements to date include a record plasma current of 7.1MA; the closest to the required triple product of any fusion experiment so far; the creation, in separate experiments, of the required plasma temperature, density and confinement for a commercial reactor – JET is too small to achieve them all at the same time.

Following on from JET in the EURATOM program is the Next European Torus (NET) or participation in a world-wide project ITER (International Thermonuclear Experimental Reactor) in collaboration with the US, Japan and the Soviet Union. This will be used to establish the feasibility of commercial fusion power. It will be about twice the size of JET with a magnetic field about 40% greater, be able to sustain a pulse for up to one hour and generate 1000MW of fusion power. If all goes to plan, construction could start as soon as 1997. By the beginning of 2030 fusion power could be a reality providing the world with cheap, clean and abundant electrical power. ■


### Magnetic Fields

Two main magnetic fields are used in a Tokamak to hold the plasma in position. The toroidal field is generated by a ring of coils that encircle the torus generating a ring-shaped field. The current induced in the plasma generates a poloidal magnetic field that circles the tube of plasma. The combination of the toroidal and poloidal fields make the characteristic magnetic field configuration of the Tokamak in which charged particles spiral around the field lines. Particles, therefore, only reach the walls by a relatively slow diffusion process.



# EASY-PC, SCHEMATIC and PCB CAD

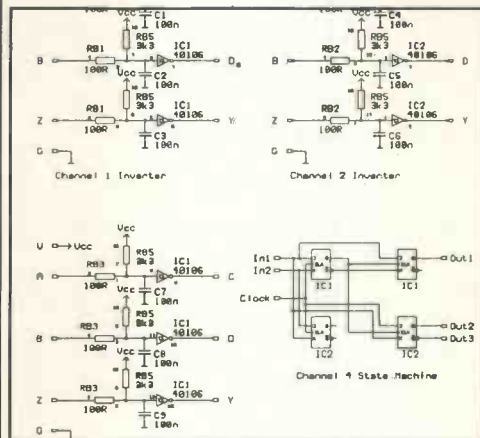
Over 9000 Installations  
in 50 Countries Worldwide!



- Runs on:- PC/XT/AT/286/386/486 with Herc, CGA, EGA or VGA display.
- Design:- Single sided, Double sided and Multilayer boards.
- Provides Surface Mount support.
- Standard output includes Dot Matrix / Laser / Inkjet Printer, Pen Plotter, Photo-plotter and N.C. Drill.
- Superbly easy to use.
- Not copy protected.

**Still  
Only  
£98.00!**  
Plus P&P+VAT

**BRITISH  
DESIGN  
AWARD  
1989**

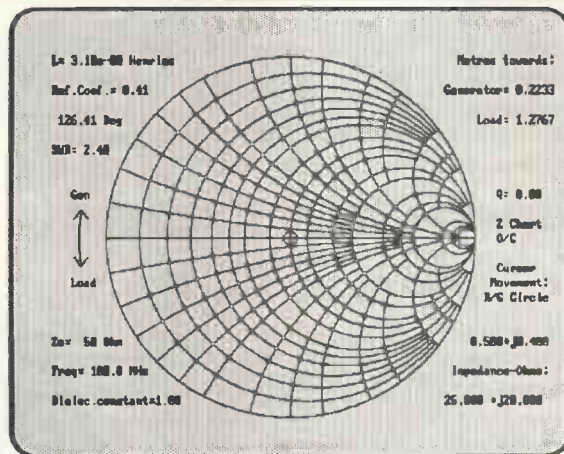
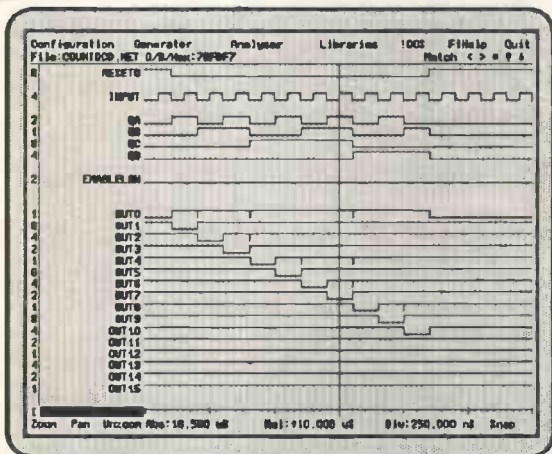


## Options:

1000 piece Symbol Library £38, Gerber Import facility £98

**DIGITAL SIMULATION  
PULSAR £195**

**SMITH CHART CAD  
Z-MATCH II £195**



- At last! A full featured Digital Circuit Simulator for less than £1000!
- Pulsar allows you to test your designs without the need for expensive test equipment.
- Catch glitches down to a pico second per week!
- Includes 4000 Series CMOS and 74LS Libraries
- Runs on PC/XT/AT/286/386/486 with EGA or VGA.
- Not Copy protected.

- Z-MATCH II simplifies RF matching and includes many more features than the standard Smith Chart.
- Handles transmission line transformers, stubs, discrete components, S Parameters etc.etc..
- Supplied with many worked examples.
- Superbly easy to learn and use.
- Runs on IBM PC/XT/AT/386/486, CGA, EGA, VGA.
- Not Copy protected.

For full information, Write, Phone or Fax:

**Number One Systems Ltd. I**

REF: PE, HARDING WAY, ST.IVES, HUNTINGDON, CAMBS, ENGLAND, PE17 4WR.

Telephone: 0480 61778 (7 lines) Fax: 0480 494042

International: +44 -480-61778, l'Fax: +44-480-494042 ACCESS, AMEX, MASTERCARD, VISA Welcome.

**The Electronics CAD Specialists**



# A Visit To The Funkaußtellung Fair

*This month Ian Burley reports from Berlin and has a look at the latest Psion Organiser, a single chip PC and a pair of domestically grown video telephones*

The US holds two major consumer electronics fairs, admittedly trade-only, a year. Europe's biggest fair, the Internationale Funkausstellung Berlin, is held once every two years and is open to both the trade and general public. Comparing the European event with its US counterparts proved interesting and underlined some fairly basic differences in taste and technology emphasis.

Above all, the show was a strong showcase for European firms, many of whom were showing advanced technology not yet on sale, like HDTV (HD-MAC) for example. At the CES events in the US, there has been much confident talk of US HDTV standards but only the Japanese have actually exhibited working equipment there. In Berlin, wide-screen TV and HDTV and was everywhere – even if there isn't yet full agreement on which standards to go for.

The show was an excellent opportunity for the public to see tomorrow's technology, like HDTV, first hand. Philips, Nokia, Thomson, Grundig and others all showed HDTV sets working. A special theatre was set up for video-projected HDTV demonstrations and there was even an HDTV studio built into the rather cramped exhibition complex.

There were two other kinds of advanced television on display as well; standard 625-line wide-screen D-MAC satellite broadcasting and PAL Plus, the proposed enhancement to terrestrial broadcasting which will provide enhanced definition wide-screen broadcasts on existing transmitter

equipment, but at the same time remain compatible with the ordinary broadcasts we enjoy today.


D-MAC wide-screen broadcasting is already available from certain European satellites. In the UK, the demise of BSB has set back the introduction of wide-screen TV. HD-Mac high definition wide screen satellite broadcasting could start commercial service as soon as next year, though with suitable TV sets still costing in the region of £5000, widespread adoption – EC policy or no policy – is some way off yet. PAL Plus is scheduled for as late as 1995. This is because the extremely complex picture processing technology required is still in an early stage of development.

So what of audio and video enhancements we can enjoy and afford in the shorter term? Attracting considerable attention was an interesting gimmick from the Finnish electronics giant, Nokia,

in the form of an AV remote control which incorporates tilt switches. Nokia's so-called mouse-remote, which is now available in the UK, is designed for convenient one-handed operation; potentially a couch-potato's dream. Combined with on-screen indicators, the idea is that you select a function, volume for example, by pressing one button and then make adjustments to the setting by tilting the remote without releasing the button. The four-way tilt switch can facilitate setting adjustments and menu selections on, for example, the enhanced teletext system, Top Text. I have to admit, I found the thing tricky to use, but that's a criticism of most remote controls. It was fun though.

Toshiba showed some enhanced colour TVs which avoid moiré interference sometimes evident on fine patterns being displayed. 100Hz refresh flicker-free TVs were also evident.

Attracting rather more attention



The mouse remote.



Fuzzlement over the mouse remote.

on the Toshiba stand were a pair of prototype 10in portable colour LCD TVs, similar to ones shown at the last two CES shows in the States, except these were European PAL compatible. Surely only price is holding back the introduction of these superb units.

Philips had a large presence at the show. Its stand occupied most of one hall and featured a very surreal mix of present day products and the products design students' futuristic imaginations. CD-I multimedia was on show, as was a bank of wide screen televisions. Sadly, DCC (digital compact cassette) was hidden away from public gaze, as was a novel application of the PostScript page description language for teletext TVs. PostScript is used in the world of computing for printing text and graphics - like the pages of this magazine for example. Philips is now experimenting with the use of PostScript for displaying high resolution information on a TV screen, transmitting the data via teletext.

Over at Bosch/Blaupunkt the latest RDS (Radio Data Service) car stereos were being put through their paces. To be launched early next year, the latest iteration of RDS is called EON (Extended Other Network) and introduces the facility which allows the radio to switch automatically to another

station when a traffic or news report is imminent. As one wag put it, it's ideal for classical music listeners who are apparently deprived of links with reality.

Pioneer had a recordable CD deck, but this proved to be no threat to Sony's new Mini Disc recordable audio-disc system. Instead the Pioneer deck is a write once (WORM) CD production deck designed for small volume mastering. Pioneer also revealed it is to introduce a similar deck for laser video disc production soon.

On the camcorder front, the show was a convenient place for Sony to debut the world's first hi-band palmcorder, the Hi8 TR705. Capable of video recording quality bordering on professional standards, the TR705 is no larger than the already tiny TR75 standard resolution palmcorder it looks like replacing. The TR705 will be introduced at under £1,000 in the UK by the end of the year.

Canon introduced its new UC10 and UC20 Video-8 palmcorders at the show as well and demonstrated that it was capable of coming up with good designs which didn't involve copying Sony. Replacing the old (18 months!) novel, but hardly compact Canon A9 and A10 camcorder models, the new versions are cleverly designed to achieve a very slim profile. The standard infra-red remote controller

even clips onto the top of each camera.

Finally, a few things spotted around the exhibition; you've seen dancing coke cans, now ready yourself for wobbling coke bottles. Take my word for it, they're hilarious. Casio showed a Mercedes taxi with one of its LCD colour TVs installed for the benefit of the passengers. AEG Telefunken appeared to be stressing the ability of its video recorders to be used at any angle, including upside down - a conveyor belt of the dozens of the things was continuously rotating all day on their stand. Finally back to Toshiba who had their solid state camera on display. This uses high capacity memory chip cards instead of film or magnetic media. It is limited to comparatively lo-res desktop publishing applications at present but the technology is getting better all the time.

Overall, one comes away from events like these muttering things like, I wish we had shows like these in the UK...

## Videophones Everywhere

Two established UK companies have announced plans to introduce video phones some time next year. One of those firms, BT (previously known as British Telecom), no surprise. The second, Amstrad, is well used to springing surprises and this is no exception, though an Amstrad PR representative half admitted that the BT announcement forced a premature revelation of the Amstrad project in conjunction with GEC Marconi.

About the only thing the two projects have in common is that they're videophones. The BT one uses ISDN (integrated services digital network) lines and a 64K bits per second image data transfer rate to feed its slow-scan black and white picture. Amstrad predictably has settled for conventional high speed modem technology for an analogue phone link and a colour LCD screen has been chosen. The Amstrad incorporates chips capable of a 14.4K bits per second data rate, though undoubtedly data compression techniques will be used to increase the throughput. It's quite likely Amstrad will enable its video phone to be used as a modem linked to a personal computer.

Although BT and then Amstrad



Could there be a show like this in the UK?

announced they are developing videophones, not much detail was forthcoming. Both products are some time from going on sale but estimates on price put them at opposite ends of the spectrum. The BT phone is expected to cost well over £1,000 and of course you will need the special ISDN phone line – at both ends of the video-link of course. Amstrad hinted that the target for its videophone was comfortably under £1000 and, of course, it could theoretically be used anywhere there's a conventional phone line. What wasn't quite clear was who exactly would want to buy one of these gadgets.

### A PC on a chip

The US PC chip manufacturer, Chips & Technologies, has announced the latest development in its determined effort to integrate PC-compatible chip technology. Last year the firm produced an IBM PC/XT (Intel 8088-compatible) processor board not much larger than a credit card. Now C&T has squeezed the technology further and stuffed it all onto a single chip, the F8680 PC/CHIP. It contains an

8086-compatible CPU, an 8529-compatible interrupt controller, 8524-compatible timer, memory controller, DMA emulator, CGA graphics controller and a keyboard controller and a 6540-compatible UART for serial communications. All you need to add for a fully working PC is some memory, a keyboard and a display. The chip is a low power static device and ideal

for pocket PC applications. The announcement coincided with IBM's celebration of the PC's tenth anniversary. It's easy to be blasé about ICs these days, but if you've ever peeked inside an early IBM PC and counted the staggering number of chips which as required then, Chips & Technologies achievement comes sharply into perspective. Next in line will be versions of the



The new Psion series 3.



Is this the last we will see of Zonephones?

single chip PC incorporating more powerful versions of the Intel 80xx processor series.

## The Psion Series-3

Another device which tends to remind me how old I am is the Psion Organiser. The short-lived Mk1 version was launched 8 years ago. The Psion Organiser II launched in 1985 looked outwardly the same, but improvements to its programming language, built in applications and non-volatile memory cartridges and accessories made the units far more useful. Over a million have been sold since.

Now, with the new Series-3 Organiser, Psion has reacted to the rising success of its Japanese competitors mainly in the form of Sharp, with its IQ range (known as the Wizard in the States) and the Casio BOSS. The rise of pocket-PC compatibles like the DIP/Atari

Portfolio and Hewlett-Packard's HP95LX also needed to be countered.

Obvious differences between the old Organiser II and the new Series-3 include the latter's more conventional 'clam-shell' configuration, opening up to reveal a larger 240x80 pixel LCD screen and a conventional QWERTY layout keyboard. The keys are easy enough to use but there's no claiming this is a touch-typer's paradise. A row of eight touch-sensitive icon-labelled function keys along the top summon up the Series-3's impressive line up of built in applications which are stored in 384K of internal ROM.

The applications include a personal free-format database, time and personal manager, word processor, world information base and an interesting calculator which does the last ten calculations on a scrollable 'till-roll' for convenient

checking.

The Series-3 borrows much of the technology originally developed for the much admired but commercially unsuccessful Psion MC (Mobile Computer) laptop range. The same tiny flash-EPROM or battery-backed RAM memory cartridges are used and they are file compatible too. The same proprietary programming language common to all Psion's products, OPL, is used, as is a derivative of the MC200/400 multi-tasking operating system. Also shared is the display technology in the form of the very sharp retardation film passive matrix LCD which doesn't require a back-light. Just two AA batteries are required to power the Series-3 for 2-4 months typically.

Communication with the outside world is via a compact but very fast (1.54Mbits/second) proprietary serial interface to which things like conventional serial or parallel adapters or perhaps bar-code readers can be attached. Software for file exchange with PC-compatibles or Apple Macs is available. The built in piezo speaker also acts as a DTMF tone dialer.

At £199 including VAT for the 128K RAM version (up to 4Mb can be fitted to the two cartridge slots), Psion's Series-3 is good value and an altogether more serious a beast than the Sharp IQs and Casio BOSSs of the world.

## The End Of Telepoint

Here's a topic not discussed in PE for a while; Telepoint. The last telepoint digital public cordless phone service operator, the BT-led Phonepoint consortium, had suspended service and is offering its customers refunds. Considering Phonepoint admitted it only had 800 customers - each with just over four public base stations at their disposal - you couldn't argue with their reason for pulling the plug. The eternal optimist in me notes that the service has only been suspended and the Hutchison Group, which now operates the still-to-be launched Rabbit telepoint service, says it is determined to press ahead even though everybody else (Zonephone, Callpoint and Phonepoint) appear to have given up the ghost. ■



**UNIDEN SATELLITE RECEIVER** Brand new units (model 800B) £60.00 ref 60P4T also some 7007s also £60.00 ref 60P5T

**SPECTRUM +2 COMPUTER** Built in data recorder, 128K, psu and manuals £59.00 ref 59P4T

**SPECTRUM +3 COMPUTER** Built in disc drive, 128K, psu and manuals £79.00 ref 79P4T

**AMSTRAD CPC464 COMPUTER** No manuals but only £79.00 ref 79P5T

**AMSTRAD CPC6128 COMPUTER** Again no manuals but only £149.00 ref 149P4T

**AMSTRAD GT65** Green screen monitor £49.00 ref 49P4T

**AMSTRAD PORTABLE PC'S FROM £149 (PPC1512SD), £179 (PPC1512DD), £179 (PPC1640SD), £209 (PPC1640DD). MODEMS £30 EXTRA. NO MANUALS OR PSU.**

**AMSTRAD PC BARGAIN!!!!!!**  
PC 1512DD COMPLETE WITH CGA COLOUR MONITOR, 2 DISC DRIVES, MANUALS ETC ONLY £249.00 REF 249P4T

**HIGH POWER CAR SPEAKERS.** Stereo pair output 100w each. 4ohm impedance and consisting of 6 1/2" woofer 2" mid range and 1" tweeter. Ideal to work with the amplifier described above. Price per pair £30.00 Order ref 30P7T.

**2KV 500 WATT TRANSFORMERS** Suitable for high voltage experiments or as a spare for a microwave oven etc. 250v AC input. £10.00 ref 10P93T

**MICROWAVE CONTROL PANEL.** Mains operated, with touch switches. Complete with 4 digit display, digital clock, and 2 relay outputs one for power and one for pulsed power (programmable). Ideal for all sorts of precision timer applications etc. £6.00 ref 6P18T

**FIBRE OPTIC CABLE.** Stranded optical fibres sheathed in black PVC. Five metre length £7.00 ref 7P29T

**12V SOLAR CELL.** 200mA output ideal for trickle charging etc. 300 mm square. Our price £15.00 ref 15P42T

**PASSIVE INFRA-RED MOTION SENSOR.** Complete with daylight sensor, adjustable lights on timer (8 secs - 15 mins), 50' range with a 90 deg coverage. Manual override facility. Complete with wall brackets, bulb holders etc. Brand new and guaranteed. £25.00 ref 25P24T.

Pack of two PAR38 bulbs for above unit £12.00 ref 12P43T

**VIDEO SENDER UNIT** Transmit both audio and video signals from either a video camera, video recorder or computer to any standard TV set within a 100' range (tune TV to a spare channel). 12v DC op. £15.00 ref 15P39T Suitable mains adaptor £5.00 ref 5P191T

**FM TRANSMITTER** housed in a standard working 13A adaptor (bug is mains driven). £26.00 ref 26P2T

**MINIATURE RADIO TRANSCIEVERS** A pair of walkie talkies with a range of up to 2 kilometres. Units measure 22x52x155mm. Complete with cases. £30.00 ref 30P12T

**FM CORDLESS MICROPHONE.** Small hand held unit with a 500' range/2 transmit power levels reqs PP3 battery. Tuneable to any FM receiver. Our price £15 ref 15P42AT

**10 BAND COMMUNICATIONS RECEIVER.** 7 short bands, FM, AM and LW DX/local switch, tuning 'eye' mains or battery. Complete with shoulder strap and mains lead **NOW ONLY £19.00!! REF 19P14T.**

**WHISPER 2000 LISTENING AID.** Enables you to hear sounds that would otherwise be inaudible! Complete with headphones. Cased. £5.00 ref 5P179T.

**CAR STEREO AND FM RADIO.** Low cost stereo system giving 5 watts per channel. Signal to noise ratio better than 45db, wow and flutter less than .35%. Neg earth. £25.00 ref 25P21T.

**LOW COST WALKIE TALKIES.** Pair of battery operated units with a range of about 150'. Our price £8.00 a pair ref 8P50T


**7 CHANNEL GRAPHIC EQUALIZER.** plus a 60 watt power amp! 20-21KHZ 4-8R 12-14v DC negative earth. Cased. £25 ref 25P14T.

**NICAD BATTERIES.** Brand new top quality. 4 x AA's £4.00 ref 4P44T. 2 x C's £4.00 ref 4P73T, 4 x C's £9.00 ref 9P12T, 1 x PP3 £6.00 ref 6P35T

**TOWERS INTERNATIONAL TRANSISTOR SELECTOR GUIDE.** The ultimate equivalents book. Latest edition £20.00 ref 20P32T.

**CABLE TIES.** 142mm x 3.2mm white nylon pack of 100 £3.00 ref 3P104T. Bumper pack of 1,000 ties £14.00 ref 14P6T

## VIDEO AND AUDIO MONITORING SYSTEM



**£99.00**

Brand new units consisting of a camera, 14cm monitor, 70 metres of cable, AC adapter, mounting bracket and owners manual. 240v AC or 12v DC operation complete with built in 2 way intercom. £99.00 ref 99P2T.

**1991 CATALOGUE AVAILABLE NOW IF YOU DO NOT HAVE A COPY PLEASE REQUEST ONE WHEN ORDERING OR SEND US A 6" X9" SAE FOR A FREE COPY.**

**GEIGER COUNTER KIT.** Complete with tube, PCB and all components to build a battery operated geiger counter. £39.00 ref 39P1T

**FM BUG KIT.** New design with PCB embedded coil. Transmits to any FM radio. 9v battery req'd. £5.00 ref 5P158T

**FM BUG** Built and tested superior 9v operation £14.00 ref 14P3T

**COMPOSITE VIDEO KITS.** These convert composite video into separate H sync, V sync and video. 12v DC. £8.00 ref 8P39T.

**SINCLAIR C5 MOTORS** 12v 29A (full load) 3300 rpm 6"x4" 1/4"

O/P shaft. New. £20.00 ref 20P22T.

As above but with fitted 4 to 1 inline reduction box (800rpm) and toothed nylon belt drive cog £40.00 ref 40P8T.

**SINCLAIR C5 WHEELS** 13" or 16" dia including treaded tyre and inner tube. Wheels are black, spoked one piece poly carbonate. 13" wheel £6.00 ref 6P20, 16" wheel £6.00 ref 6P21T.

**ELECTRONIC SPEED CONTROL KIT** For c5 motor, PCB and all components to build a speed controller (0-95% of speed). Uses pulse width modulation. £17.00 ref 17P3T.

**SOLAR POWERED NICAD CHARGER.** Charges 4 AA nicads in 8 hours. Brand new and cased £6.00 ref 6P3T

**MOSFETS FOR POWER AMPLIFIERS ETC.** 100 watt most pair 2SJ99 and 2SK343 £4.00 a pair with pin out info ref 4P51T. Also available is a 2SK413 and a 2SJ118 at £4.00 ref 4P42T.

**12 VOLT BRUSHLESS FAN** 1/2" square brand new ideal for boat, car, caravan etc. £5.00 ref 5P206T.

**ACORN DATA RECORDER ALF503** Made for BBC computer but suitable for others. Includes manuals, adapters, leads and book. £15.00 ref 15P43T

**VIDEO TAPES.** Three hour superior quality tapes made under licence from the famous JVC company. Pack of 10 tapes £20.00 ref 20P20T.

**PHILIPS LASER. 2MW HELIUM NEON LASER TUBE.** BRAND NEW FULL SPEC £40.00 REF 40P10T. MAINS POWER SUPPLY KIT £20.00 REF 20P33T READY BUILT AND TESTED LASER IN ONE CASE £75.00 REF 75P4T. SOLDER 22SWG resin cored solder on a 1/2kg reel. Top quality. £4.00 a reel ref 4P70T.

**600 WATT HEATERS** Ideal for air or liquid, will not corrode, lasts for years. coil type construction 3"x2" mounted on a 4" dia metal plate for easy fixing. £3.00 ea ref 3P78T or 4 for £10.00 ref 10P76T.

**TIME AND TEMPERATURE MODULE A** clock, digital thermometer (Celsius and Fahrenheit (0-160 deg F) programmable too hot and too cold alarms. Runs for at least a year on one AA battery. £9.00 ref 9P5T.

Remote temperature probe for above unit £3.00 ref 3P60T.

**GEARBOX KITS** Ideal for models etc. Contains 18 gears (2 of each size) 4x50mm axles and a powerful 9-12v motor. All the gears etc are push fit. £3.00 for complete kit ref 3P93T.

**ELECTRONIC TICKET MACHINES** These units contain a magnetic card reader, two matrix printers, motors, sensors and loads of electronic components etc. (12"x12"x7") Good value at £12.00 ref 12P28T.

**JOYSTICKS.** Brand new with 2 fire buttons and suction feet these units can be modified for most computers by changing the connector etc. Price is 2 for £5.00 ref 5P174T.

**GAS POWERED SOLDERING IRON AND BLOW TORCH** Top quality tool with interchangeable heads and metal body. Fully adjustable. runs on lighter gas. £10.00 ref 10P130T

### AT 298 MOTHER BOARD

### 640K RAM

### UPGRADABLE TO 4M

### AT CASE

### AT POWER SUPPLY

### AT KEYBOARD

### MANUAL

### NO I/O CARDS

**£139**

**POWERFUL IONIZER KIT.** Generates 10 times more ions than commercial units! Complete kit including case £18.00 ref 18P2T.

**MINI RADIO MODULE** Only 2" square with ferrite aerial and tuner. Superhet. Req's PP3 battery. £1.00 ref BD716T.

**HIGH RESOLUTION MONITOR.** 9" black and white Philips tube in chassis made for OPD computer but may be suitable for others. £20.00 ref 20P26T.

**BARGAIN NICADS AAA SIZE 200MAH 1.2V PACK OF 10** £4.00 REF 4P92T, PACK OF 100 £30.00 REF 30P16T

**CB CONVERTORS.** Converts a car radio into an AM CB receiver. Cased with circuit diagram. £4.00 ref 4P48T.

**FLOPPY DISCS.** Pack of 15 3 1/2" DSDD £10.00 ref 10P88T. Pack

**BULL ELECTRICAL**

250 PORTLAND ROAD HOVE SUSSEX  
BN3 5QT TELEPHONE 0273 203500

**MAIL ORDER TERMS: CASH PO OR CHEQUE  
WITH ORDER PLUS £2.50 POST PLUS VAT.**

PLEASE ALLOW 10-14 DAYS FOR DELIVERY

NEXT DAY DELIVERY £8.00

FAX 0273 23077

of 10 5/14" DSDD £5.00 ref 5P168T.

**SONIC CONTROLLED MOTOR** One click to start, two click to reverse direction, 3 click to stop! £3.00 each ref 3P137T.

**FRESNEL MAGNIFYING LENS** 83 x 52mm £1.00 ref BD827T

**LCD DISPLAY.** 4 1/2 digits supplied with connection data £3.00 ref 3P77T or 5 for £10.00 ref 10P78T.

**ALARM TRANSMITTERS.** No data available but nicely made complex transmitters 9v operation. £4.00 each ref 4P81T.

**100M REEL OF WHITE BELL WIRE** Figure 8 pattern ideal for Intercoms, door bells etc £3.00 a reel ref 3P107T.

**TRANSMITTER RECEIVER SYSTEM** Originally made for nurse call systems they consist of a pendant style transmitter and a receiver with telescopic aerial 12v. 80 different channels. £12.00 ref 12P26T

**CLAP LIGHT.** This device turns on a lamp at a finger 'snap' etc. nicely cased with built in battery operated light. Ideal bedside light etc £4.00 each ref 4P82T.

**ELECTRONIC DIPSTICK KIT.** Contains all you need to build an electronic device to give a 10 level liquid indicator. £5.00 (ex case) ref 5P194T.

**UNIVERSAL BATTERY CHARGER.** Takes AA's, C's, D's and PP3 nicads. Holds up to 5 batteries at once. New and cased, mains operated. £6.00 ref 6P36T.

**ONE THOUSAND CABLE TIES!** 175mm x 2.4mm white nylon cable ties only £5.00 ref 5P181T.

**PC MODEMS 1200/75 baud** modems designed to plug into a PC complete with manual but no software £18.00 ref 18P12T

**ASTEC SWITCHED MODE POWER SUPPLY** 80mm x 165mm (PCB size) gives +5 at 3.75A, +12 at 1.5A, -12 at 0.4A. Brand new £12.00 ref 12P39T.

**VENTILATED CASE FOR ABOVE PSU** with IEC filtered socket and power switch. £5.00 ref 5P190T.

**IN CAR POWER SUPPLY.** Plugs into cigar socket and gives 3,4,5,6,7,5,9, and 12v outputs at 800mA. Complete with universal spider plug. £5.00 ref 5P167T.

**CUSTOMER RETURNED** switched mode power supplies. Mixed type, good for spares or repair. £2.00 each ref 2P292T.

**DRILL OPERATED PUMP.** Fits any drill and is self priming. £3.00 ref 3P140T.

**PERSONAL ATTACK ALARM.** Complete with built in torch and vanity mirror. Pocket sized, req's 3 AA batteries £3.00 ref 3P135T

**POWERFUL SOLAR CELL 1AMP .45 VOLT** only £5.00 ref 5P192T (other sizes available in catalogue).

**SOLAR PROJECT KIT.** Consists of a solar cell, special DC motor, plastic fan and turntables etc plus a 20 page book on solar energy! Price is £8.00 ref 8P51T.

**RESISTOR PACK.** 10 x 50 values (500 resistors) all 1/4 watt 2% metal film. £5.00 ref 5P170T.

**CAPACITOR PACK 1.100** assorted non electrolytic capacitors £2.00 ref 2P286T.

**CAPACITOR PACK 2.** 40 assorted electrolytic capacitors £2.00 ref 2P287T.

**QUICK CUPPA?** 12v immersion heater with lead and cigar lighter plug £3.00 ref 3P92T.

**LED PACK.** .50 red leds, 50 green leds and 50 yellow leds all 5mm £8.00 ref 8P52T

**FERRARI TESTAROSSA.** A true 2 channel radio controlled car with forward, reverse, 2 gears plus turbo. Working headlights. £22.00 ref 22P6T.

**ULTRASONIC WIRELESS ALARM SYSTEM** two units, one a sensor which plugs into a 13A socket in the area you wish to protect. The other, a central alarm unit plugs into any other socket elsewhere in the building. When the sensor is triggered (by body movement etc) the alarm sounds. Adjustable sensitivity. Price per pair £20.00 ref 20P34T. Additional sensors (max 5 per alarm unit) £11.00 ref 11P6T.

**WASHING MACHINE PUMP.** Mains operated new pump. Not self priming £5.00 ref 5P18T.

**IBM PRINTER LEAD.** (D25 to centronics plug) 2 metre parallel. £5.00 ref 5P186T.

**COPPER CLAD STRIP BOARD** 17" x 4" of 1" pitch 'vero' board. £4.00 a sheet ref 4P62T or 2 sheets for £7.00 ref 7P22T.

**STRIP BOARD CUTTING TOOL** £2.00 ref 2P352T.

**3 1/2" disc drive.** 720K capacity made by NEC £60.00 ref 60P2T

**TV LOUDSPEAKERS.** 5 watt magnetically screened 4 ohm 55 x 125mm. £3.00 a pair ref 3P109T.

**SPEAKER GRILLS** set of 3 matching grills of different diameters. 2 packs for £2.00 (6 grills) ref 2P364T

**50 METRES OF MAINS CABLE** £3.00 2 core black precut in convenient 2 m lengths Ideal for repairs and projects. ref 3P91T

**4 CORE SCREENED AUDIO CABLE 24 METRES** £2.00 Pre-cut into convenient 1.2 m lengths. Ref 2P365T

**TWEETERS 2 1/4" DIA** 8 ohm mounted on a smart metal plate for easy fixing £2.00 ref 2P366T

**COMPUTER MICE** Originally made for Future PC's but can be adapted for other machines. Swiss made £8.00 ref 8P57T. Atari ST conversion kit £2.00 ref 2P362T.

**6 1/2" 20 WATT SPEAKER** Built in tweeter 4 ohm £5.00 ref 5P205T

**5" X 3" 16 OHM SPEAKER** 3 for £1.00!! ref CD213T

**ADJUSTABLE SPEAKER BRACKETS** Ideal for mounting speakers on internal or external corners, uneven surfaces etc. 2 for £5.00 ref 5P207T

**PIR LIGHT SWITCH** Replaces a standard light switch in seconds light operates when anybody comes within detection range (4m) and stays on for an adjustable time (15 secs to 15 mins). Complete with daylight sensor. Unit also functions as a dimmer switch! 200 watt max. Not suitable for fluorescent. £14.00 ref 14P10T

**2 MEG DISC DRIVES** 3 1/2" disc drives made by Sony housed in a 5 1/4" frame 1.2 meg formatted. £66.00 ref 66P1T.

SOME OF OUR PRODUCTS MAY BE UNLICENSABLE IN THE UK

# Electronics Goes Under The Hammer

*Old experimental apparatus has now has great rarity value as Stephen Waddington found out when he visited a recent Christies Sale.*


A recent sale at Christies provided a rare glimpse at some of the apparatus, machinery and instruments used by the early electrical pioneers. The Nicholas Webster collection, auctioned in London recently, consisted of several hundred pieces of scientific equipment, discharge tubes, philosophical books and early electrical components – including the most complete collection of Geissler and Crookes discharge tubes ever seen.

Nicholas Webster was born in Birmingham and became preoccupied with science during his years at Bishop Vessey's Grammar School in Sutton Coldfield. Later employment with various electrical and scientific companies fuelled his interest in scientific and philosophical instruments and their use in education and research. Now 34, he operates his own manufacturing company concentrating on the design and production of power supplies.

## Talking To The Experts

Christies sale rooms is supported by an impressive circle of dedicated specialists. Having decided that his collection was becoming a liability Nicholas Webster sought the guidance from an authority on scientific instruments and Christies specialist, Jeremy Collins. After scrutinising, photographing and classifying each item a comprehensive catalogue was produced and the whole collection was put under the hammer.


It was in the 16th century that scientists first began to observe electrical phenomena in a



Wimshurst pattern generator.

systematic and scientific way – the production and storage of static electricity provided great interest. Early generating machines consisted of a glass barrel connected to a handle and friction pad several examples of which were in the sale, the finest being mounted on a fine mahogany plinth. A brass conductor comb ensured that electricity could be drawn when the handle was turned. Electricity storage took the form of a Leyden Jar – a primitive capacitor.

More powerful generators such as the Wimshurst machine incorporating two contra-rotating glass plates with mounted brass fittings,



Crookes' Phos. fluorescent boquet tube.



Electrostatic friction barrel machine.

metallised brushes and Leyden storage jars were also on show. Of the four examples in the sale, the highest bid was realised by a machine with six rotating glass plates, copper brushes and brass conducting combs capable, it is estimated, of generating a charge of half a million volts.

Primitive Papendorff jar batteries, graduated in pints, illustrated the operation of the first chemical batteries. A myriad of

electrical meters showed the development of such instruments over the years. Encased in mahogany, two fine examples included a voltmeter complete with matching ammeter. Clearly attention to detail was of major importance to the 19th century scientist.

## The Early Pioneers

Mention has already been made of the fact that the sale contained many pieces of work from both Heinrich Geissler (1832 – 1919) and William Crookes (1814 – 1879). Geissler is a well known figure in the history of scientific instruments since many of his creations remain in active service to this day. Influenced by his father, an innovative glass blower, Geissler's career in instrument design gained an international reputation providing a service to chemists, medical doctors, physiologists and mineralogists.

Crookes enjoys slightly less popularity despite the fact that his work led to the discovery of X-rays and later, the electron. Knighted in 1897 and bestowed with the Order of the Mint in 1910 he studied science under Faraday, Wheatstone and Stokes. An active physicist, he produced a vacuum of one millionth of an atmosphere and investigated the action of cathode rays within a glass tube vacuum.

He was responsible for much work which led to the development of the cathode ray tube used in modern day in televisions. He produced special tubes to examine cathode rays in various configurations and gas pressures and was one of the first to investigate the effect of magnetic fields on cathode rays. Exactly how Crookes manufactured the intricate tubes to such a high specification is now a mystery and surviving examples are extremely rare.

Ranging in price from several hundred to several thousands of pounds, the tubes offered in the sale varied from the very practical maltese cross tube to the more elegant phosphorescent tubes containing intricate glass models – each carefully engineered to demonstrate a fundamental physical characteristic. To the indifferent observer, many of the tubes might be viewed as a piece of art rather than an item of electrical science. One pristine example consisted of a flower painted with a variety of different mineral dusts, each of which fluoresced differently when bombarded with electrons, providing a beautiful shimmering effect.

The Nicholas Webster collection represented a piece of history which has been sadly neglected. It depicted the intermediate stage between the discovery of electricity and its emergence as an essential part of the twentieth century. ■



Large Papendorff battery cell.



Leyden Jars.

# How It Works...

## The Mains Intercom

*It is often stated that the wood cannot be seen for the trees, in the case of the mains intercom, it could be said that the link cannot be seen for the wiring. Jim Haskins explains.*

All modern houses have electrical wiring used to provide power to lighting, heating, general mains appliances such as the washing machine and so on. Even though this may be on a number of "ring-mains", all of these are connected together at the mains fusebox where the electricity supply enters the house. Mains intercom circuits take advantage of this to allow information, usually in the form of speech, to be transmitted from place to place within a building. Most people would probably manage this form of communication by shouting – this was certainly the way I was brought up. However, there are applications such as baby alarms or where the building is very large or when there is a need to control mains appliances at a distance, where the built in electrical connection system of a house is an ideal information conduit. Indeed, a number of the latest home control systems use the technique to great effect and there are now a number of dedicated chips available that make the design and construction of such a circuit much easier.

The example device shown over the page is one of the original systems as can be seen from its antique transistors and switches.

### High Voltage

The most obvious drawback with using the mains wiring for transmitting information is that it is already being used by a 240V 50Hz signal. Mixing this directly with sound picked up from a microphone which is usually at only a few milli-volts, may seem like a hopeless task. However, it is

easier than it may seem. The first step is to isolate the unit completely from the mains circuit using a transformer. Information can be passed either way through this device without having to deal directly with the mains itself. The other advantage of this is that the mains voltage can be stepped down to a level that is easy to manage with simple transistor circuitry, say between 3V and 15V.

### Modulation


There are a number of ways in which information can be placed upon a wire. Probably the simplest is to modulate a high frequency carrier, say around 200kHz, with the speech signal. This removes any problems with 50Hz interference and works in much the same way as radio communications. A demodulator at the receiving unit recovers the signal and amplifies it for reproduction on the intercom – another advantage of this method is that it allows a number of intercoms to operate on the same wiring system, all at different carrier

frequencies.

### Things That Go Bump

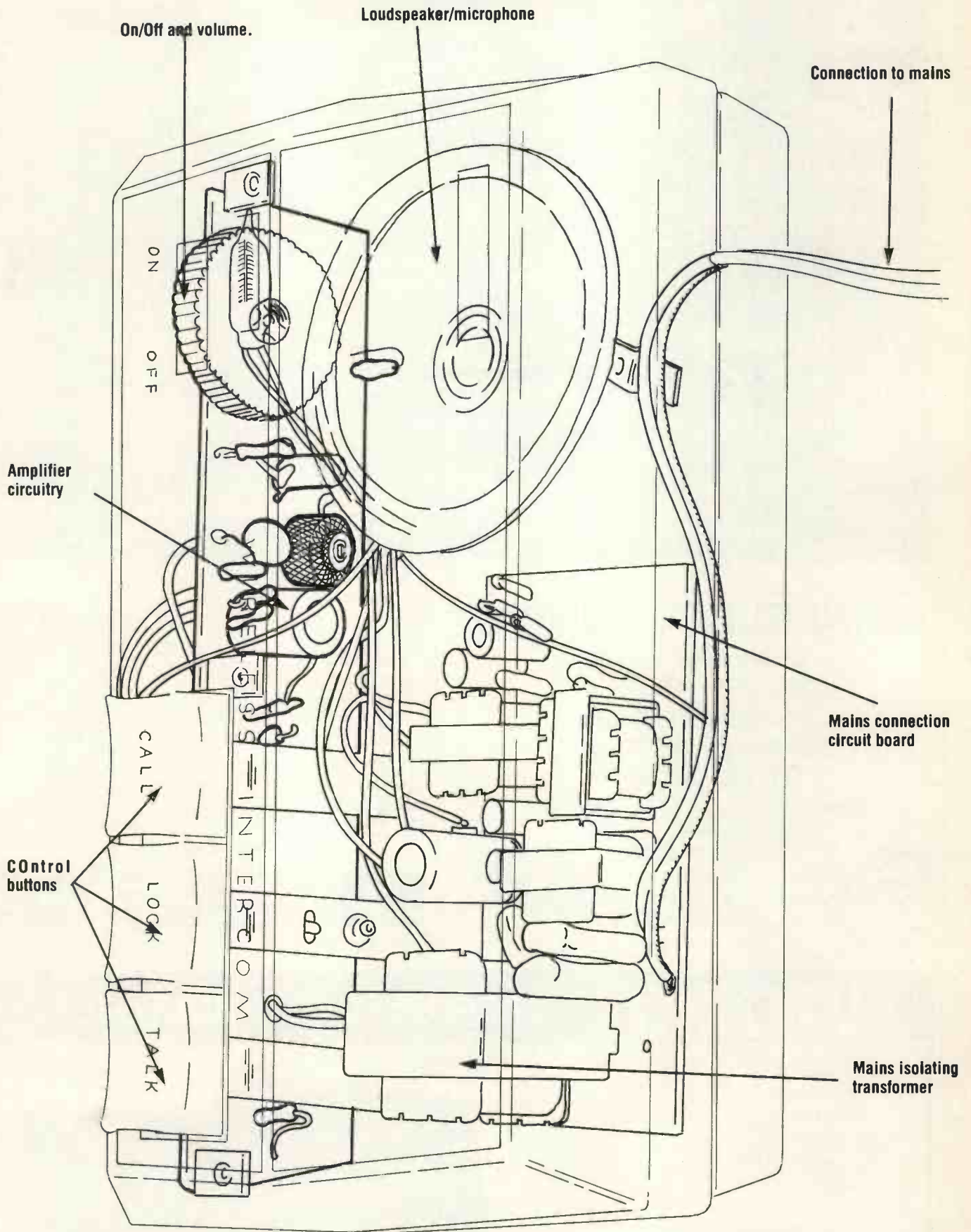
A big problem with using the mains wiring to transfer information is that it can be a very noisy medium. All large household appliances, especially washing machines, tumble driers, drills – machine that switch fairly hefty voltage, can cause large spikes in the mains when they are switched on or off. This could cause havoc to a mains intercom, even though it is isolated from the direct mains wiring by a transformer. A large spike could, theoretically, be transferred into the circuitry and overload it.

To come with noisy mains, powerful filters are used. These allow through only the frequency being used for the information transmission. Anything else is rejected so the system is protected from mains interference that might zap the circuitry as well as simple noise that would make any voice information incomprehensible. ■



A Mains Intercom Unit.





Yes, it's true, the new  
**LOW COST RANGER**  
 from SEETRAAX offers you

**SCHEMATIC - PCB DESIGN - AUTOROUTING**  
 at prices you won't believe

For £200.00 you get  
**SCHEMATIC CAPTURE and PCB LAYOUT**

featuring

- Auto Net-List Generation • Net-List Output • Manual Routing
- Full Design Rule Checking • Gerber • IPC-CL • Dot Matrix

For £100.00 you get  
**AUTOROUTING**

• 20Kb Memory • Signal



Call now for a free Demo Disk

Seetraax Limited • Hurton Daubney House • Broadway Lane  
 Lovedean, Hampshire • PO8 0SC • Tel: (0705) 599017 • Fax: (0705) 599016

## OMNI ELECTRONICS

stock a wide range of  
 electronic components at

**174 Dalkeith Road  
 Edinburgh EH16 5DX  
 Tel: 031 667 2611**

Open Mon–Thu 9.15am–6.00pm  
 Fri 9.15am–5.00pm  
 Sat 9.30am–5.00pm



1990/91 catalogue costs £1.50  
 contains vouchers to use against purchases  
 Do you have your copy yet?



**D.V.M. Module** Brand new full spec 3 1/2 Digit Voltmeter Module. Large 0.56 LED Display, FSR +/- 200mV. Supply required from 8 to 18V. Size 6cm x 5.5cm. Circuit supplied for multimeter ..... £18.75

**MEGAPROM** Programs 2764/128/256/5120/010/020 (1 Meg/2 Meg 28/32 pin) HMOS, CMOS, NMOS type EPROMs. Attractively cased and supplied with power unit. Powerful operating software includes full screen Editor, extensive file handling (Intel Hex, Binary, ASCII Hex), Byte/block or complete ROM program/verification/editing. Fast algorithm 1K x 8 Bit per 1.9 secs. Runs on IBM or compats via RS232 port (works on laptops) ..... £128.95

**Auto Tracks V6 PCB Designer** Produce professional printed circuit boards quickly and easily on you IBM PC/XT/AT or Amstrad 1640. Single/Double sided. Auto routing, rats nest or point to point entry. Zoom Editing. Various line/pad sizes. Library & User defined parts. Printer options for 9/24 pin include 1-1, 2-1, Solder mask & Text. Too many features to list here, SAE for further details. Minimum system requirements IBM PC/XT with CGA graphics, Epson printer, Mouse optional ..... £59.95

**Micro Engine** Development board for MCS8031/51. Contains PLCC 8031, 24 pin EPROM socket, 6 Meg Xtal, address latch IC and 18 pin IDC header output Ports 1 & 3. Ideal for stand alone control applications. Size 7cm x 4.5cm approx. Full screen Editor assembler for IBM PC/XT/AT (downloads code to printer port or disk) ..... £39.95

**EPROM/ROM Emulator** Works on ANY computer with Centronics printer port. Emulates all ROMs from 1K (2758) to 32K (27256) over 50 types supported. Any file sent to printer port appears as ROM on target machine. Fast download. Ideal for MICRO ENGINE development ..... £89.95

All prices inclusive, SAE for further details



**John Morrison (Micros) Dept PE  
 4 Rein Gardens, Tingley,  
 West Yorkshire WF3 1JR  
 Telephone: 0532 537 507**



# TUTORKIT MICROELECTRONICS TUTORS


Logic Tutors  
 OP Amp Tutors  
 I.C. Patchboards  
 GCSE Units  
 Computer Interfaces

Prices from

**£35.00  
 PLUS VAT**

Including instruction manual  
 and patch leads

\*used by hundreds of schools  
 in U.K. and overseas.



**TUTORKIT PRODUCTS**  
 (Div of Limrose Electronics Ltd)  
 Llay Industrial Estate  
 Wrexham, Clwyd, U.K.  
 LL12 0TU. Tel 0978 852285 Fax 0978 855556

Overseas distributors wanted

# Putting You In The Picture


*Image scanners are reaching the point where they are cheap enough and produce good enough quality to make traditional methods redundant. Karl Levine looks into the matter.*

The technology that allows images to be scanned and converted to a digital format is becoming cheaper and improving in quality. It finds uses in the design of fax machines, the printing of magazines and newspapers, information storage and optical character readers, to name but a few. One industry that looks set to be revolutionised by the technology is small scale publishing.

## Getting Into Print

At the moment, transferring photographs to the printed page usually requires specialised equipment which is expensive both to buy and use. The photographs are scanned at a resolution of about 1240 dots per inch (dpi – the number of dots or pixels in a square inch) and the digitised information sent to a computer for storage. The image is then combined with the image of the text on the page and the whole thing coded up, usually using some form of computer page description language (PDL) such as Postscript. It can then be sent to a printer that is able to understand the language and reproduce the page. An advantage of using a PDL is that it is independent of the resolution of the output device. A 300dpi laser printer can cope with it just as well as a 1240dpi Linotron – the standard machine used to print onto the high quality film from which the plates are made to put on a printing press.

To obtain apparent shades of grey, some of the resolution of the printer is sacrificed and dots are clumped together to form blobs – squares, circles, lines – which can be used to provide different grey



The picture used for the scan test (as produced in the standard way).

densities. This is most obvious in newspapers where quite coarse dots are used. The conversion of an image into these dots uses a halftone screen. This is effectively a grid through which the image is viewed. Each square has a different colour or grey level and is assigned a blob whose size is dependent upon this level. The halftone screen is usually measured in lines per inch and has an angle at which the lines or dots are drawn.

## Scanning In Operation


All of the lower end and mid-range scanning systems, such as the Panasonic FX-RS307 used for this article, operate in much the same way. A bright light illuminates the page and a set of horizontal sensors pick up a line of the reflected image. The sensor moves down the picture taking in the information and feeding it to the computer or

other capture device. The accuracy of the scan depends partly upon how close the sensors are spaced and partly on how good the mechanics of the system are. Obviously, the better these are, the higher the cost.

The image being scanned can either be straight black and white, in shades of grey, or colour. Most mid-range systems sense the different intensities of the image and convert them to either 16 or 256 shades of grey.

## The Results

The Panasonic FX-RS307 offers 600dpi resolution in 256 shades of grey. This is the maximum specification with other, lesser, resolutions being used to speed things up. To illustrate the operation of the machine, a number of scans were taken at different resolutions and qualities. The



Clockwise, 75dpi, 150dpi, 300dpi and 600dpi with 256 grey levels. The last picture is at 600dpi but using only 16 grey levels. Inset is a 1270dpi 256 grey level image.


independent of the output device. Only systems that don't have PDLs that insert their own half-tone screen would normally need to use this option, alternatively, they can be used to reproduce reasonable images on a monochrome computer screen. The next set of pictures (above) are grey-scale. The advantage of these is that software can be used to edit them or change their size, even improve the image by shrinking it down and effectively making the dots closer together.

The difference between the various options as far as computer processing is concerned is one of file size. An A4 image at 75dpi in line-art form takes up about 68k



software supplied with the system allowed either grey scale (16 or 256 levels), half tone screen or black and white. Additional controls allowed the contrast, brightness and background level to be adjusted as well as the gamma – it is possible to change the equalisation of the grey levels in a similar way to adjusting the levels of the various frequencies on a audio graphic equaliser, this is

known as the gamma setting.

The first selection of scans (below) uses the black and white line-art option. The results are not brilliant but are certainly good enough for inputting into art packages and either tidying up or drawing over. The second set (over page) illustrate the half-tone screens possible – these are actually applied by the software and are



From left to right, line art quality at 75,300 and 600dpi.



bytes. Increasing the resolution to 300dpi ups this to 1059k. 600dpi requires 4231k – pretty large. Changing to 16 level grey-scale increases these values to 266k, 4321k and 16920k. Moving up to 256 grey levels creates some huge files, 530k, 8461k and 33839k respectively – the latter takes up a good third of the 100M drive used to create and store PE and processing it takes quite a long time.


By comparing the image with that scanned in the conventional way, the quality of the scanner can be appreciated.

### Moving Up To Colour

A resolution of 600dpi and 256 grey scales is just about good enough for very basic applications such as scanning black and white photographs. For higher quality work involving colour a more advanced machine must be used. At the moment, there are few mid-range machines that support 24-bit colour. To get some idea of what this means, 4-bits is used to store 16 grey levels, 8-bits gives 256 grey levels. 24-bits splits the colour image into component parts, red, green and blue and sets aside 8-bits for each. This gives  $256 \times 256 \times 256$  or 16,777,216 possible colours. Unfortunately, the best of these scanners only runs to 400dpi so although a wide range of colours may be available the resolution still has a little way to go to reach the 2400dpi or so needed to produce an image good enough for a colour magazine cover. The other drawback is the size of the image files created by these scanners.

A solution to the size problem is to compress the files using data encoding techniques. In many images, there is a great deal of

Half-tone images at 150dpi, clockwise: Horizontal, vertical, square, detail, chain, press, bayer and spiral.




Top, 300dpi detail half-tone  
Bottom, 600dpi detail half-tone

redundant information, especially where there are large areas of the same colour. There are two main approaches to this. The first aims to produce a smaller file which, when decompressed, will result in an exact replica of the original. Alternatively, some of the data can be discarded, usually with a loss of detail or a flattening of the colour ranges. Many realistic images have quite subtle variations in colour which, although not always directly visible to the naked eye, affect the quality of the image. These minor variations can make lossless compression very difficult. Removing the variations allows greater compression and increases throughput.

### The Future

As the price falls and the quality improves, scanners should become quite common, not only in publishing but in all areas where static images have to be converted into digital form, quickly and cheaply. ■



# A New Wave In Sound

*Canon's new S-50 loudspeakers are set to challenge traditional design, taste and sound. James Smith checks them over to see how they measure up.*

Loudspeakers have been around for a long time and in that time have not really changed a great deal. In the main they are still built into large or small square boxes with the sound being directed out of the front. The new Canon S-50s, apart from looking rather startling, are rather a departure from normal loudspeaker design. Instead of directing the sound outward from single or multiple cone speakers, they beam the sound downwards and divert it into the room via a reflective surface. The idea is to give a wider image to the stereo and allow more than one person to sit in the "perfect" listening position.



Are the S-50s really magic mushrooms?

## Old Style Speakers

Most high fidelity (HiFi) loudspeakers are actually made up from one or more speaker cones mounted inside a square wooden box (Fig. 1). The aim is to reproduce recorded sounds as perfectly as possible, that is, to make the sound just like the original. Since the human ear is able to hear sounds from about 20Hz to 20,000Hz and assuming that the recording system

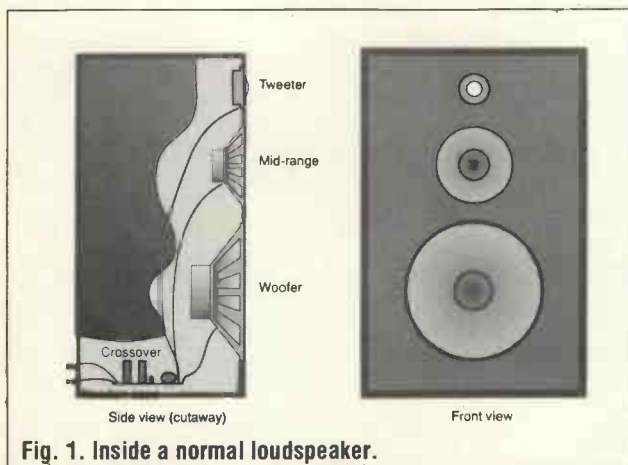


Fig. 1. Inside a normal loudspeaker.

is able to take in and store this range, a loudspeaker must be able to reproduce it as accurately as possible.

The next step is to give an image of the sound. When listening to a concert whether orchestral or pop, the sound doesn't come from one source but is spread across the stage. To get the same effect with a HiFi system, two speakers are used to give stereo. Because human beings have two ears, a speaker playing to each one fools the brain into believing that the sound is spread over a stage - feeding an equal sound into each speaker places it in the centre, feeding it to just one or the other moves to the side of the stage. Of course, things are not quite as simple as this. Human hearing

is backed up by a great deal of sound processing software in the brain and modern speaker refinements, including the S-50s take this into account. Sitting in the centre of the speakers but a little way back (Fig. 2 left) should give optimum stereo. However, most people either don't sit still, don't have the space, or simply like listening to music with someone else. Unfortunately, this means that the optimum position cannot be achieved. A person sitting closer to one speaker than another will find that the sound from that speaker is louder so the stereo effect is diminished. To get around this problem, the Canon S-50s produce a wide image effect.

## Wider Sound

The construction of the Canon S-50 speakers means that the sound is not beamed directly to one spot but is spread out around the front of the speaker. Fig. 2 right shows the basic idea and with two speakers, a

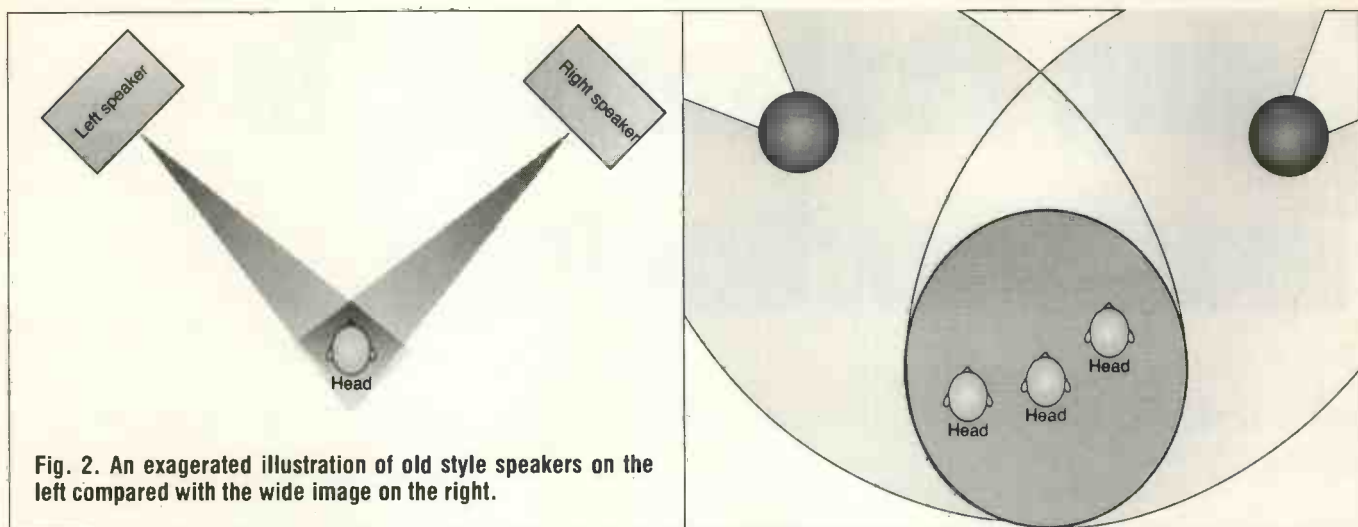


Fig. 2. An exaggerated illustration of old style speakers on the left compared with the wide image on the right.

listener should be able to sit anywhere between them, even well off to one side, and still hear good stereo sound. Instead of the listening area being single point it is a circle or oval. Because of this, a number of people can listen to stereo sound from the same source and hear approximately the same thing – more like being at a concert.

### On The Inside

One look at the S-50s immediately reveals their differences from ordinary speakers. The mushroom shaped dome holds the single 5in speaker in a reflex arrangement (Fig. 3). Under this is the conical reflector which directs the sound out into the room. The speaker is actually aimed off-centre so that the main direction of the sound is forward. The supports which hold the dome to the reflector also prevent sound being directed too far back. Instead, the bass reflex hole is positioned between them directing the main bass sounds directly backward.

They have a very solid feel and even when used at a relatively high

volume, there is virtually no vibration of the domes. The reflectors are solid cast zinc/aluminium alloy – Canon boasts that they are the largest single zinc pressure die-castings in the UK.

Another feature of the speakers are the magnets used to drive the coils. An older technology, using an Aluminium/Nickel/Cobalt slug has been revived that allows the S-50s to be placed next to TVs and monitors without them affecting the picture quality in any way.

### Sounding Off

No matter how technologically advanced they are, the true test of a loudspeaker system comes from listening to it. The wide image effect is definitely present and, apart from one drawback, pretty good. The problem lies with positioning and the height at which they should be placed. Unfortunately, there is a relatively narrow angle at which the sound is really good and the wide imaging effect especially noticeable. Above this it diminishes so that if the speakers are positioned

relatively low down, appropriate for a low slung sofa, standing up loses the effect. Because of this it was found that the best position for them was on stands at least a metre high. Apart from this, everybody who listened to them was quite impressed, not just with the wide imaging stereo, but with the overall sound. Considering the unusual way in which it is beamed into the room, no noticeable colouring or distortion cropped up.

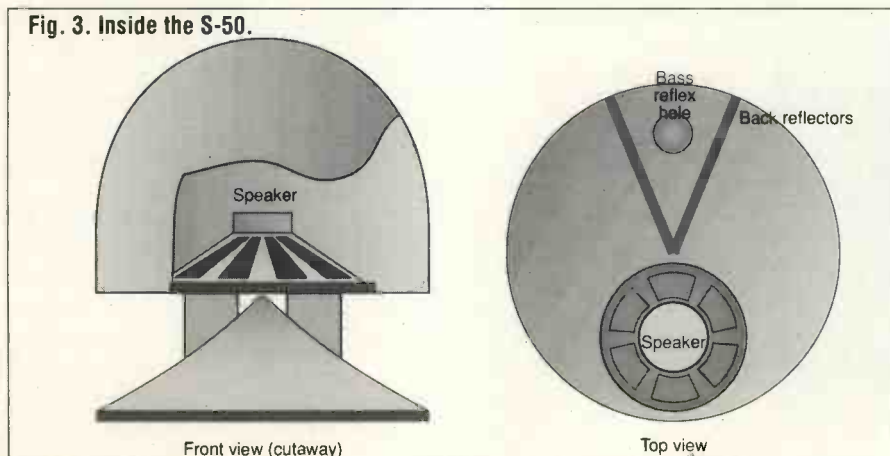
### How Good Are They?

Whether a HiFi system, especially speakers, is any good is largely a matter of taste and experience. I was favourably impressed with their performance. They were easy to install, sounded good from low volume to high over a wide variety of music and the wide imaging worked well. They also attracted a number of comments about their shape – some puzzled, some complimentary. Although they wouldn't really suit victorian decor anything modern is enhanced by their unusual styling. ■

### Specifications

**Product:**  
Canon S-50 Wide Imaging Stereo Speakers  
**Anechoic frequency response:**  
70Hz to 18kHz ±3dB  
**Nominal impedance:**  
8Ω  
**Power handling:**  
50W – can be used with any amplifier or stereo TV with output power ratings between 15 and 100W per channel.  
**Price:** £349.99 incl VAT  
£399.99 with stands  
**Availability**  
Canon Audio Tel. 0483 740005

Fig. 3. Inside the S-50.



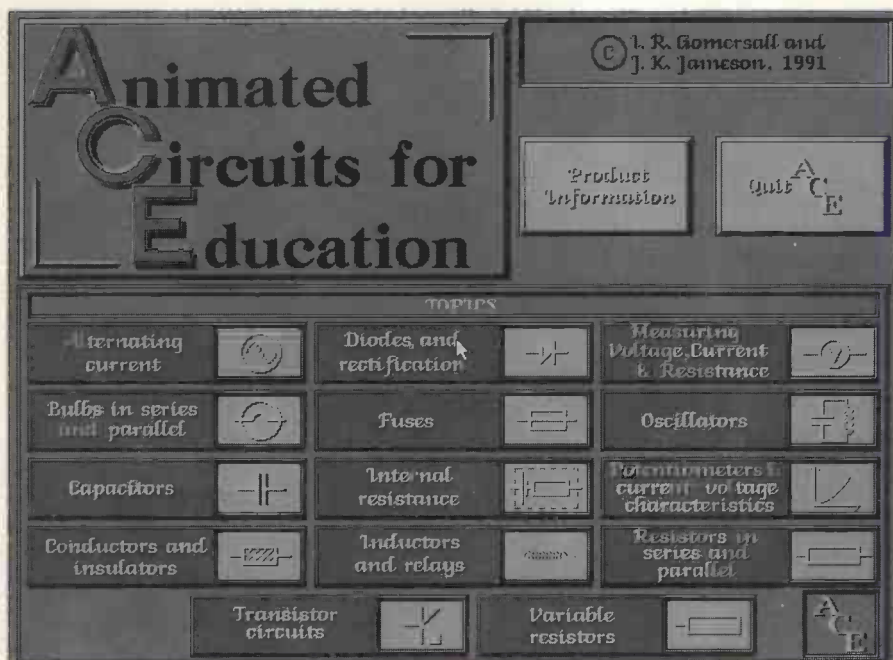
# Using Technology To Teach Technology

*Alfred White loads up ACE and finds that learning about the operation of electronic circuits can be fun.*

Learning the basic concepts of electronics is the first step on the way to understanding a whole new world of technology. This educational process can be helped along with the addition of dynamic teaching aides such as ACE.

The package is designed to run on an IBM PC/AT (286, 386 or 486 microprocessor) compatible computer with a VGA graphics display plus mouse and hard disk drive. Installation is simply a matter of inserting a disk and typing INSTALL. This sets up a directory on the hard disk and unpacks the relevant files into it. Typing ACE starts the software and the title screen gives the user a choice of circuits to look at and play with. The mouse is used throughout to point and click at things to select them and get them moving.

The use of a graphical user interface (GUI) and standardised controls similar to a cassette recorder make ACE quite intuitive to use. There is no need to refer to the manual as far as basic operation is concerned -- a big plus for any



computer program.

## Moving Circuits

A wide variety of subjects are covered by the system and selecting one, such as capacitors or resistors, from the title screen gives a new screen with a selection of circuits -- these show the basic components and how they are wired together. Pointing the mouse at one of these and clicking, loads it up ready for operation. The controls at the bottom of the screen now allow the power to be turned on (start), the operation to be stepped through (step), reset (rewind), stopped and cleared (eject). Clicking the start button

initialises the simulation and the battery starts to move current. The graphical analogue is a series of buckets that lift current upwards to give the idea of creating a potential difference. In situations where the circuit is incomplete, say when the switch is open, the buckets are empty showing that no current is flowing. Different components affect the current flow in different ways and colour is used to denote which parts of the circuit are at higher or lower potentials than others. A legend at the top of the screen shows the colour variation and what it means.

The whole simulation is graphical with the current flow being denoted by small dots moving through the wires. As the manual is at pains to point out, these do not represent electrons and their speed doesn't represent the drift velocity, they just represent




Simple resistor circuit.



the flow and how it varies when it reacts with components.

## Circuit Choice

The circuits simulated by ACE are shown in table 2. Starting off with simple bulb and battery experiments, they move on to cover resistors, capacitors, diodes and transistors as well as relays and oscillators. A number of interactive components are also provided in the form of variable, light and heat dependent resistors and switches. A couple of good examples of the operation are shown in the relay circuits and the oscillators. The first allows a variable resistor to be turned up until enough current is flowing through the relay coils so that the magnetic field closes the switch and an additional circuit with a bulb in it turns on. This



A selection of circuits.

illustrates graphically how such circuits operate. The oscillators are even better since they show the build up of charge on capacitors and the change of field in inductors and how this shuttles backwards and forwards to give oscillations.

## Teaching Aid

There are three ways in which ACE can be used. The first is as dynamic blackboard where the teacher can use the circuits to show students what is going on. In the electronic book format, the software allows individual students to experiment with various circuits or perform course work as specified by the teacher. The third area of operation is as a revision system where students can check their own understanding.

ACE is designed to demonstrate circuits in a predefined way. All of the circuits are preset and will only perform in the way the software authors designed them to. It would have been nice to be able to take the various components available and design new circuits -- this is, after all, what electronics is all about. In some ways the variety of circuits in ACE allows all of the possibilities to be seen, perhaps future products will allow these changes to be made.

On the whole the animated graphics are excellent and, especially in the oscillator circuits, show the operation of the electronics with great clarity. For anyone who is an absolute beginner, ACE is definitely a good way to begin understanding

## Circuits simulated

- Alternating current
- Bulbs in series and parallel
- Capacitors
- Conductors and insulators
- Diodes and rectification
- Fuses
- Internal resistance
- Inductors and relays
- Measuring voltage, current and resistance
- Oscillators
- Potentiometers and current-voltage characteristics
- Resistors in series and parallel
- Transistor circuits
- Variable resistors

There are 78 circuits in total

## Components simulated

- AC generator
- Ammeter
- Battery
- Bulb
- Capacitor
- Diode
- Fuse
- Inductor
- Light dependent resistor
- Potentiometer
- Relay
- Resistor
- Thermistor
- Transistor
- Voltmeter

## Specs

Product: ACE  
 Price £199  
 Available from:  
 Bradford Technology Ltd  
 Ripley Street  
 Bradford  
 West Yorks, BD5 7RR



# Techniques

*With Christmas well and truly on the horizon, Andrew looks at 3 ways to flash your lights.*

This techniques column has a seasonal bias: three ways to flash your Christmas Tree lights. The first method is intended to be used with one or two chains of lights, the second with three chains and the third with four.

The circuit shown in Fig. 1 will flash one or two chains of lights by means of triacs. The circuit is powered by a mains-dropper and series diode, to avoid the cost and space associated with a mains transformer. To make this means of deriving power practical, it is necessary to minimise the current consumption of the unit. Because most of the current is used to trigger the triacs, the triac-triggering is designed to supply short pulses at around the mains zero crossing, minimising the average current consumption.

## Power Supply

The reservoir capacitor, C1, is charged on positive going half

cycles of the mains via R1 and D1. To minimise the ripple on the power supply, a second stage of smoothing is supplied by R2 and C2. The zener diode D2 regulates the supply to approximately 12 volts, and because the current in R2 is continuous, the ripple on the supply is very low.

The clock for the flashing cycle is provided by IC1a and b, which is connected as a conventional CMOS clock generator. The component values here have been chosen to give an output frequency of approximately 2Hz. This can be changed is required by changing the values of R4 and/or C3.

An optional light-level detector circuit disables the clock and the second output during the hours of daylight, switching the lights on at dusk and off at dawn. If this function is not required, the IC inputs controlled by it should be connected to the positive supply. A light-dependent resistor is shown as the photosensitive element in the

light detector, but a phototransistor or photodiode could be used if available.

IC2a and IC2b form a trigger pulse generator whose output is active while the mains waveform is within the range -50V to +50V. Triac triggering occurs when the output of IC2b is at logic 0. When the mains is more negative than 50V, pin 5 of IC2b is below its logic 0 threshold, so that pin 4 is forced to logic 1. When the mains is above +50V, pin 2 of IC1a is above its logic 1 threshold, so that pin 6 of IC2b is at logic 0 and therefore pin 4 is at logic 1. Only in between these two extremes can pin 4 go to logic 0.

The negative gain trigger pulses are inverted by IC1c, and gated together with the flashing clock signal by IC1d. When both inputs of IC1d are at logic 1, Q1 is switched on triggering triac T1. If the light level is sufficient to raise the input voltage of IC2c above its

Continued on page 57

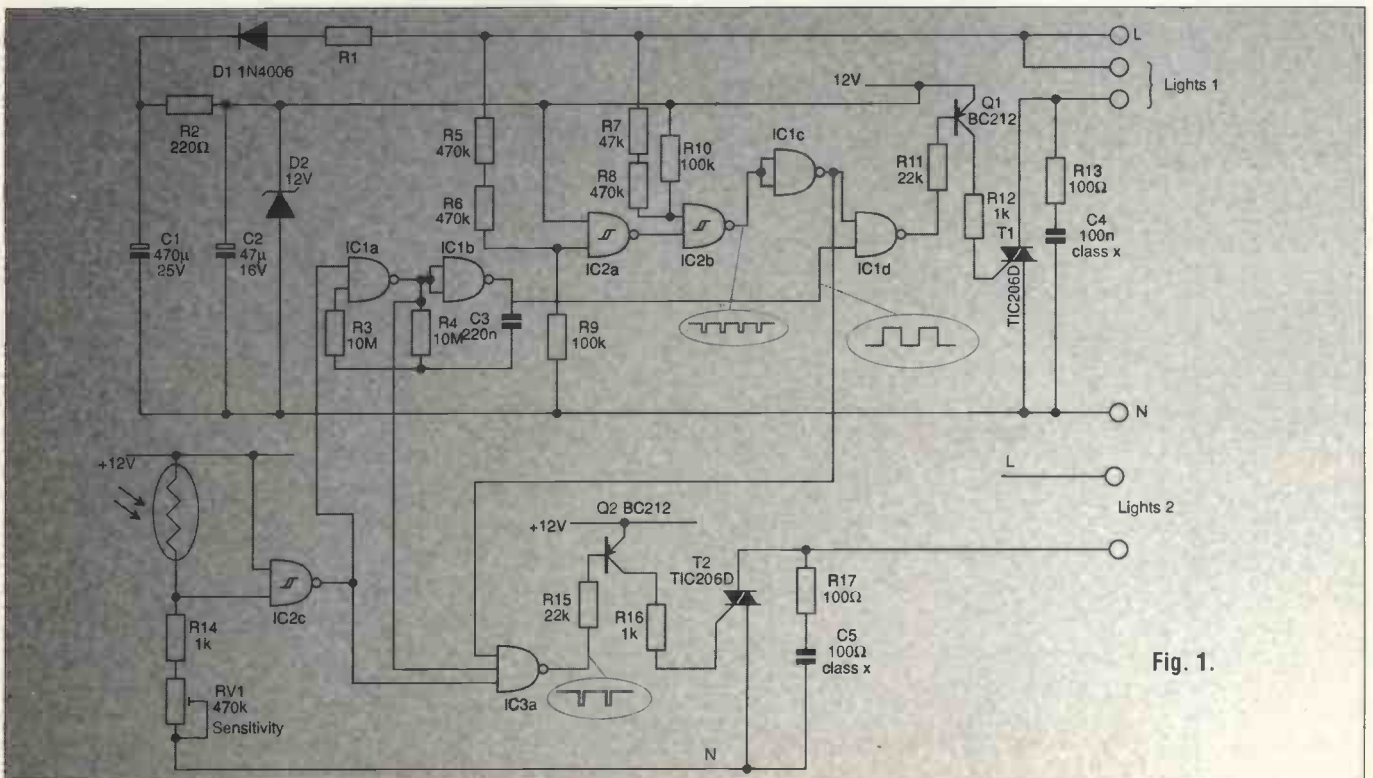


Fig. 1.

# Sifting Through The Air Waves

*Alan Black examines the Tandy Pro-41 radio scanner and, apart from attempting to break the law, finds a new hobby.*

It must be said first of all that it is quite easy to break the law with a radio scanner. It is able to listen in on all of the radio channels that normal tuners can't. This includes those used by the Police, armed forces, ambulances, fire brigades as well as taxi companies and, believe it or not, baby alarms.

Unlike commercial broadcasting where radio channels are on the air pretty well all of the time, most other forms of radio communications are on a strictly stop/start basis. This means that there may well be long periods where nothing happens at all – hence the use of a scanner to listen to them. Instead of having a tuning knob, a scanner allows particular frequencies to be entered directly into each of the channels. It then scans them, stopping only when something interesting is happening. The hassle with this is finding something to listen to – hunting around wavebands by typing frequencies in is rather boring, especially when there is so much radio space. On the plus side, when an active channel has been found,

all the effort of finding it makes listening is worthwhile. Alternatively, there are books of frequencies available for those who want to take an easier route.

The Pro-41 looks a little like a pose phone with its LCD readout, pushbutton controls and black flexible aerial – this can be removed and an external aerial attached to the BNC connector. The numeric keypad is used to enter the frequencies and select the channels in manual mode. There are ten channels in all and each can be programmed with a particular frequency (see specs table). Other controls include a lock-out function which allows the scanner to ignore certain channels – useful when a known channel is transmitting something useless and other channels are to be searched. From the opposite viewpoint, the squelch control sets the minimum level at which a signal should be accepted and cuts out any noise or hiss. At minimum, all channels are accepted, turning it up only allows through those that are transmitting clearly.

The scan button tells the internal electronics to scan through the 10 channels until something interesting crops up. On finding a busy channel, it is switched on and can be listened to via the integral loudspeaker or a earphone, the volume control-on/off switch sets the output up to around 260mW. When the channel goes quiet or



The Pro-41.

returns to hiss, it is turned off and the system waits for three seconds before resuming the scan. This allows any replies to a particular message to be heard before scanning sets in again.

Listening in to the radio waves, especially forbidden ones, is quite appealing to the more enquiring (nosy) amongst us. The Pro-41 is a bottom of the range model with only 10 channels and limited frequency ranges but is not particularly expensive. It gets through batteries rather rapidly but the ability to charge NiCds internally from an external power supply helps a bit – the batteries and external supply will cost extra. For around £100 it should prove to be a good starter for the budding audeur. ■

## Specifications

**Product:** Tandy Pro-41 Scanner

### Frequency ranges

66-68MHz	in 5kHz steps
137-174MHz	in 5kHz steps
406-512MHz	in 12.5kHz steps

### Scanning rate:

10 channels/sec

### Power requirements:

5-AA batteries 7.5VDC or 5-AA NiCd batteries 6VDC or an AC adaptor 12VDC

**Price** £99.95

Available from Tandy Stores

# New Paradigms In Physics

*This month's books range from the a description of how attitudes to physics are changing to home security.*

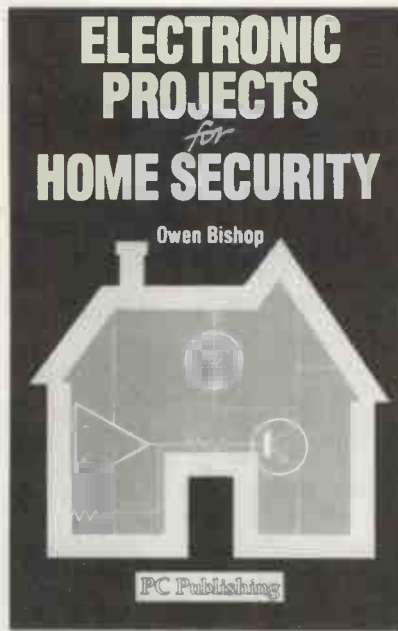

## The Matter Myth: Towards 21st Century Science

Paul Davies and John Gribbin  
 Price £16.99 (hardcover)  
 Publisher Viking  
 ISBN 0-670-83585-4

There can't be too much popularisation of science especially of the more complex ideas such as chaos and relativity. Davies and Gribbin explore the change from Newtonian and Einsteinian physics to a holistic view of the Universe with all of its inherent randomness and uncertainty.

Although it is sometimes irritating and often contentious, the book is a good read and often unput-downable. It should appeal to both the knowledgeable and the newcomer to science and goes some way to explaining why the world is the way it is.

Perhaps it will even follow Hawking's 'A Brief History Of Time', into the best seller charts.



## Electronic Projects For Home Security

Owen Bishop  
 Price £6.95 (paperback)  
 Publisher PC Publishing  
 ISBN 1-870775-12-0

Regular readers of PE will know the work of Owen Bishop from old. His projects and articles have graced these pages for a number of years.


This book gives practical guidance for building intruder detection systems from simple light beam and pressure mat detectors through to fire detectors and tamper-proof multi-channel alarm systems.

Circuits and construction details are given throughout as are component listings. All of the systems are designed to be built on stripboard so anyone who is afraid of PCBs need not take fright. The explanations are straightforward though at times a little technical.

## Newnes Electronic Circuits Pocket Book

Ray Marston  
 Price £12.50 (hardcover)  
 Publisher Newnes  
 ISBN 0-7506-0132-9

The number and variety of integrated circuits available to the electronics constructor is growing all the time. This book brings together information from a wide selection of popular linear circuits. The approach taken is to give as much information as possible. Diagrams and tables abound as do application circuits and copious background information. Starting off with transistor arrays, the author progresses through op-amps, audio amps, displays, timers phase locked loops waveform generators, voltage regulators, radio ICs and sensors. This is the ideal book for anyone who regularly designs and builds electronic circuits using linear ICs. ■



# The Great Electronic Trivia Quiz

How much do you know about electronics? Is your background theoretical, practical or trivial? Find out by answering the following questions.

## History

1 In what year did James Clerk Maxwell write A Dynamical Theory Of The Electromagnetic Field?

- a - 1864
- b - 1891
- c - 1925

2 The first practical thermionic valve was produced by

- a - Thomas Alva Edison
- b - John Ambrose Flemming
- c - Lee De Forest

3 To what new science did Karl G Jansky give birth?

- a - radio astronomy
- b - electron microscopy
- c - the study of atomic radiation

4 For what were Brattain, Bardeen and Shockley awarded a Nobel Prize in 1956?

- a - their work on superconductors
- b - designing computers
- c - their work on semiconductors

5 Lasers have been around for a long time. Who made the first true ruby laser?

- a - Theodore Harold Maiman
- b - Donald Arthur Glaser
- c - Michael Faraday

6 When did colour TV first start regular broadcasts in the UK?

- a - 1954
- b - 1967
- c - 1969

7 The first practical tape recorder able to record and playback sound was exhibited in 1900 at

- a - the Paris Exhibition
- b - the Berlin Trade Fair
- c - the Albert Hall

## Science

8 The formula  $V=RI$  is more commonly known as

- a - Fleming's Right Hand Rule
- b - Fleming's Left Hand Rule
- c - Ohm's Law

9 Which of the following is not a conductor

- a - Copper
- b - Magnesium
- c - Sulphur

10 The Ionosphere starts at an altitude of about

- a - 50km
- b - 50 miles
- c - 500km

11 In a cathode ray tube, electrons are produced from

- a - the heater
- b - the cathode
- c - the anode

12 Who is this?



- a - Alessandro Volta
- b - John Ambrose Fleming
- c - Sir Humphrey Davy

13 X-rays have a frequency range of approximately:

- a -  $10^6$  to  $10^8$  Hz
- b -  $10^{16}$  to  $10^{22}$  Hz
- c -  $10^{22}$  to  $10^{24}$  Hz

14 The element gold (Au) is not silver coloured because of:

- a - density
- b - conductivity
- c - relativistic electrons

## Technology

15 Which of the following is not a part of a transistor?

- a - the grid
- b - the drain
- c - the base

16 A thyristor is made up from a number of P-N junctions, how many?

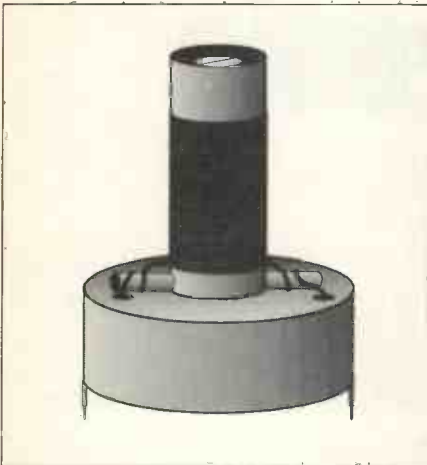
- a - 2
- b - 3
- c - 4

17 The word modem is in common use. What does it stand for?

- a - modulator demodulator
- b - modular demonstration model
- c - morphological operational data encryption machine

18 NTSC is a colour TV transmitting system used in the USA. What does it stand for:

- a - Never Twice the Same Colour
- b - National Television Systems Committee
- c - New Technology for Sending Colour



- 19 What is this?  
 a - variable inductance  
 b - atomic power station schematic  
 c - Van De Graff machine

- 20 Which of the following colours is not used in resistor coding  
 a - red  
 b - pink  
 c - violet

- 21 Which of the following is not a form of computer memory?  
 a - RAM

- b - flash  
 c - fractal

**Products**

22 The 80x86 range of microprocessors was originally manufactured by:

- a - Motorola  
 b - Fairchild  
 c - Intel

23 Bitstream technology is marketed by:

- a - Philips  
 b - Sony  
 c - Ford

24 C-QUAM is a technology for

- a - Stereo FM radio  
 b - Ham radio  
 c - Stereo AM radio

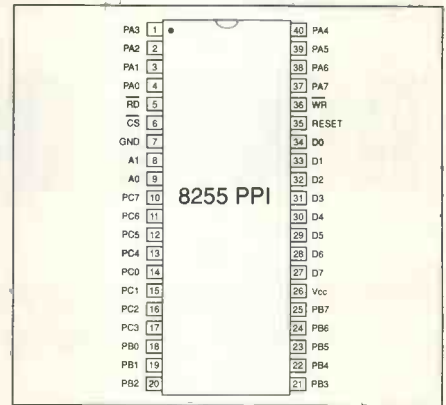
25 Digital Compact Cassettes were recently launched where?

- a - Las Vegas  
 b - Frankfurt  
 c - San Francisco

26 Which of the following is a CAD system:

- a - Ranger 2

- b - Explorer 1  
 c - Pagemaker



- 27 What is this?  
 a - an analogue to digital convertor  
 b - a microprocessor  
 c - an interface chip

28 Practical Electronics is how many years old this issue:

- a - 25  
 b - 28  
 c - 30

To see how well you did, turn to page 60.



NATIONAL COLLEGE OF TECHNOLOGY

**DISTANCE LEARNING COURSES**

The National College of Technology offer a range of packaged learning short courses for study at home or in an industrial training environment which carry national BTEC awards. Study can commence at any time and at any level, enabling you to create a study routine to fit around existing commitments.

Courses on offer include:

- Analogue Electronics
- Digital Electronics
- Fibre/Optoelectronics
- Programmable Logic Controllers

Tutor support and BTEC certification are available as options with no travelling or college attendance required. These very popular courses which are ideal for vocational training contain workbooks, audio cassette lecturettes, PCBs, instruments, tools, components and leads as necessary to support the theoretical and practical training. Whether you are a newcomer to electronics or have some experience and simply need an update or certifications, there is probably a distance learning course for you. Write or telephone for details to:

**National College of Technology**  
**NCT Ltd. PO Box 11, Wendover, Bucks**  
**Tel: (0296) 624270**

*Interak 1*  
**BUILD YOUR OWN COMPUTER**



INTERAK can be commenced with the minimum of outlay. Bare boards from £10.95, beg borrow or steal the components, or buy from us - all parts available separately. No special or custom chips (ie PALs, ULAs, ASICs etc) used - no secrets.

Go as fast or as slowly as your funds and enthusiasm permit.

Made for those who must know what goes inside. Full circuit diagrams and descriptions are provided. And honestly can you really use a computer effectively if you don't know what's inside and nobody will tell you?

Solid engineering construction - something to be proud of. 19" 3U rack mounting, plug in circuit boards and modular construction keeps obsolescence at bay.

Flourishing Independent Users Group and newsletter. Hundreds of programs on disk at little or no cost from the Users Group.

Program in machine code (Assembler), Basic, C, Forth, etc Database Word Processing, Scientific applications.

Cassette tape operation or disk (up to 4 drives, 1 Megabyte 3.5" available from us, but you can add 3" 5.25" 8" if you want). Disk operating system CP/M Plus.

64K RAM Z80 based at present with potential for expansion to a 16 Megabytes address space and Zilog's latest Z80280 in the future.

Needs no specialised knowledge to construct, and we will happily get you out of a jam if you get into one.

Availability of personal and individual after sales service, impossible to obtain from large companies who are only after your money.

Security of supply - from Greenbank Electronics, established in 1970.

**Greenbank**

For more details write or phone us:  
**Greenbank Electronics, Dept PE 12 460 New Chester Road,**  
**Rock Ferry, Birkenhead, Merseyside, L42 2AE. Tel: 051-645 3391.**

# The Purest Audio Sound Around

*In a quest for audio superiority, Jeff Macauley follows up his recent power amplifier design with a high quality headphone amplifier which ranks alongside best you can buy.*

Despite the fact that stereo headphones offer a far higher degree of fidelity than the best speaker systems currently available they have always been a poor relation. In many ways this is a pity since when driven from a high quality amplifier, which need not be expensive, the results can be superb. Herein lies the rub. Although most stereo amplifiers come equipped with a headphone socket, this has usually been added in as an afterthought on the manufacturer's part.

## Optimum Results

The conventional HiFi amp operates in Class B mode. At the kind of level that headphones operate the distortion generated by class B amplifiers is at a maximum due to the non-linear crossover characteristics of their output transistors.

To make matters worse the headphones are usually fed via resistors to avoid overload. This removes any damping that the amp could provide. The result is increased distortion. As with all engineering problems the only way to obtain optimum performance is to study the facts and design a circuit to suit. Headphones have come a long way since the bulky  $8\Omega$  units of the seventies. Today's cans use thin mylar diaphragms and have a typical impedance of  $32\Omega$ .

Furthermore, the required power for a given sound pressure level (SPL) is desirably low. A survey of 25 types shows that the sensitivity for 1mW input varies between 86 and 97dB SPL. This implies that even the most

insensitive types will provide 96dB, the accepted bench mark for a speaker systems with an input of 10mW or less.

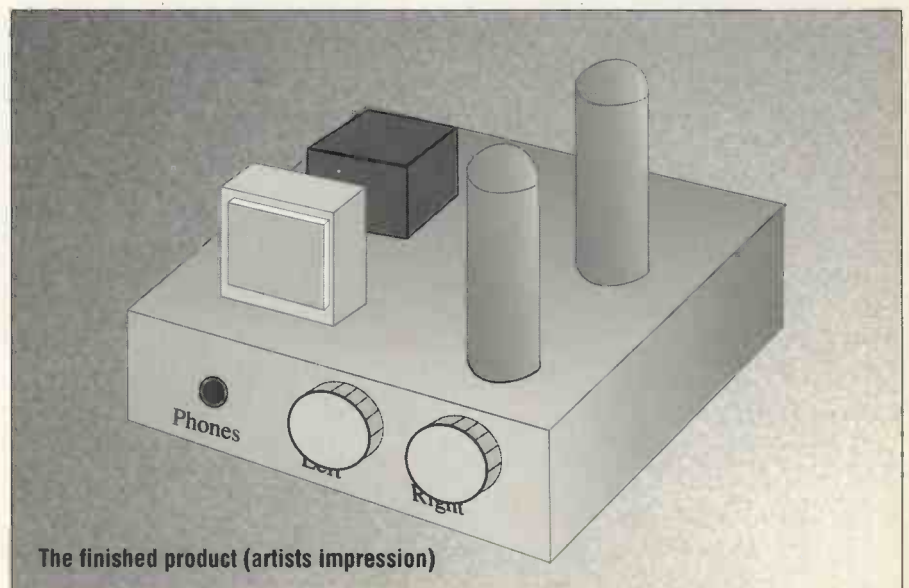
Given this information it is clear that as far as output power is concerned the requirements are modest. At the other end of the scale all the headphones examined have a maximum input of 100mW. The ideal amplifier would have an output between these extremes. As far as other parameters are concerned the performance needs to be on par with a normal amp. That is to say, as little distortion as possible combined with a satisfactory bandwidth and signal to noise ratio.

## Top Of The Classes

With the small output power comes the possibility of operating the output stage in Class A, thus avoiding distortion generated by conventional amps at low output.

With the requirements defined the next stage is to produce a suitable circuit. A solid state design could be produced but I have always preferred the sound of valves. Apart from personal preferences, however, there are good technical reasons for using them. These devices have a distortion level nearly ten times lower than a transistor circuit. Furthermore the high input impedance of valves ensures that the individual stages don't load one another. There is an old audio adage about feeding low impedances into high impedances. Any amplifier stage, regardless of the technology used, will operate with less distortion as the load into which it operates is increased in value.

Valves though are inherently high impedance devices and a conventional valve amp can only feed a speaker system of low impedance via a step down



The finished product (artists impression)

## How It Works

Fig. 1 shows the circuit diagram. For the purposes of description it breaks down into three parts. First the output stage. This uses an output pentode of rather special design configured as a triode. This can be done simply by connecting the screen grid to the anode. Using this valve in cathode follower mode ensures a low output impedance, high input impedance and extremely good linearity. The correct operating current is drawn from the valve by the constant current source formed by the darlington Q3 and the control transistor Q2. At switch on Q3 is turned hard on by the base current provided through R6. As a consequence Q2's base goes positive until approximately 0.6V is dropped across R9. Q2 then sinks any excess current through R6 and the circuit stabilises. The current is equal to  $0.6V/R9$ .

Turning now to the input part of the circuit. This is based on the well known TL072 dual low noise op-amp. The reasons for choosing this device include its exceptionally good slew rate, a total harmonic distortion (THD) of less than 0.005% at 1kHz and low noise. To operate from a voltage high enough to power a valve the IC's supply voltage must be reduced to less than 35V. This is the function of Q1. This is a high voltage darlington. R7 and R8 produce a suitably low voltage on the base which appears at a low impedance on the transistor's emitter. There is a hidden function in this circuit which concerns the use of C7. This smooths the voltage on Q1's base. In conjunction with Q1 the circuit acts as a gyrator providing 70dB of ripple rejection. To this can be added the 60dB ripple rejection ratio of IC1, the result being that the circuit effectively ignores any supply voltage variations.

The most unusual feature of this circuit is the direct coupling between op-amp and valve and the latter's inclusion in the negative feedback loop. This allows the best of all possible worlds to be obtained. First the op-amp sees an almost infinite impedance looking into the valve's grid. This means that the op-amp's output stage will operate in pure push-pull class A so that the op-amp is generating the minimum distortion. Negative feedback which is applied from the cathode to the op-amp's inverting input via R5 is driven from the

cathode's low impedance.

Applying feedback from a low impedance into a high impedance is the situation which favours lowest THD figures.

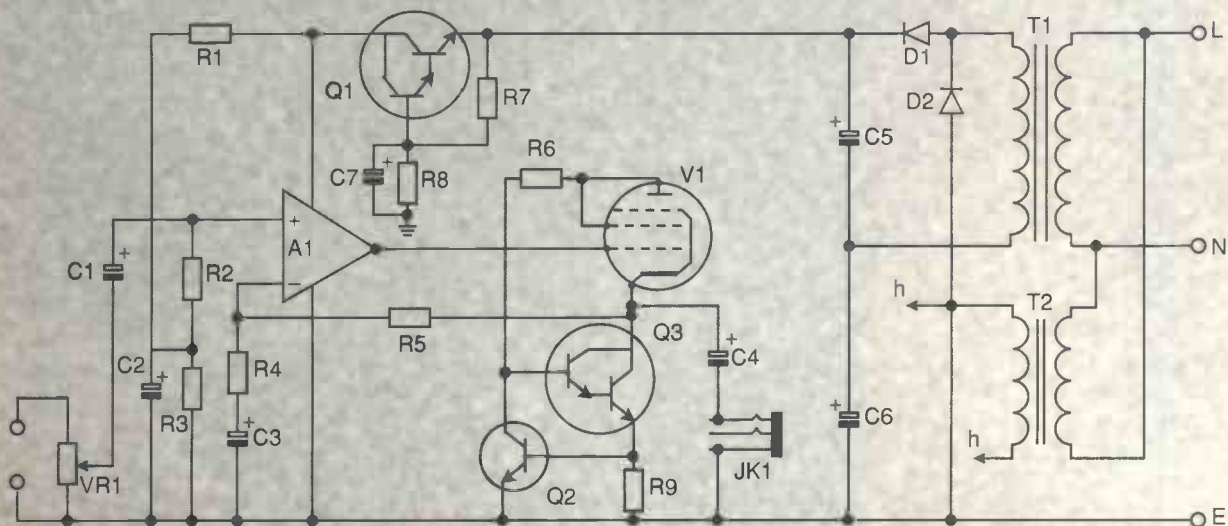
Voltage gain is set by the ratio of R5 to R4. Q3 looks like a short circuit at signal frequencies and an open circuit at DC. C3 this sets the DC gain at unity and the voltage that appears on the non-inverting input is maintained identical to that on the output. Input signals are fed into the circuit via the volume control VR1. C1 couples these signals into the non-inverting input. R1 and R3 provide bias voltage leaving an exceptionally smooth bias voltage.

Finally, the power supply. T1 is the high tension (HT) transformer, the secondary is doubled by D1 and D2 and C6 smooths this voltage. The circuit is fed from the doubled voltage. Heater voltage is pure AC in this design. The overall negative feedback reduces any induced hum over a thousandfold. Since the hum-level produced by AC heating is about  $5\mu V$  in the first place and a typical signal will be in the order of a volt, it's pretty obvious that the use of DC doesn't produce any audible benefits and thus cannot be justified on economic grounds. The heater voltage is fairly substantial at about 750mA per channel and so a separate transformer is used to supply the required power. Note that a 6-0-6VAC secondary is used. The standard heater voltage is 6.3VAC. However, the use of a slightly lower voltage extends the valve life without materially affecting the device's design characteristics.

Indeed, one of the major advantages of using a valve in a hybrid circuit of this kind is that the overall AC and DC feedback makes the circuit immune to valve aging and the consequent changes that occur in its parameters during its operating life. One of the most dramatic illustrations of this is to try tapping the valve with a screwdriver blade, gently of course. The feedback system reduces the microphony of the valve to such an extent that no sound will be heard through the phones.

Microphony is due to the fact that we are dealing with a mechanical structure. when tapped small movements of the internal electrodes are turned into current variations which are then applied to the output.

Fig. 1 Circuit diagram showing one channel.





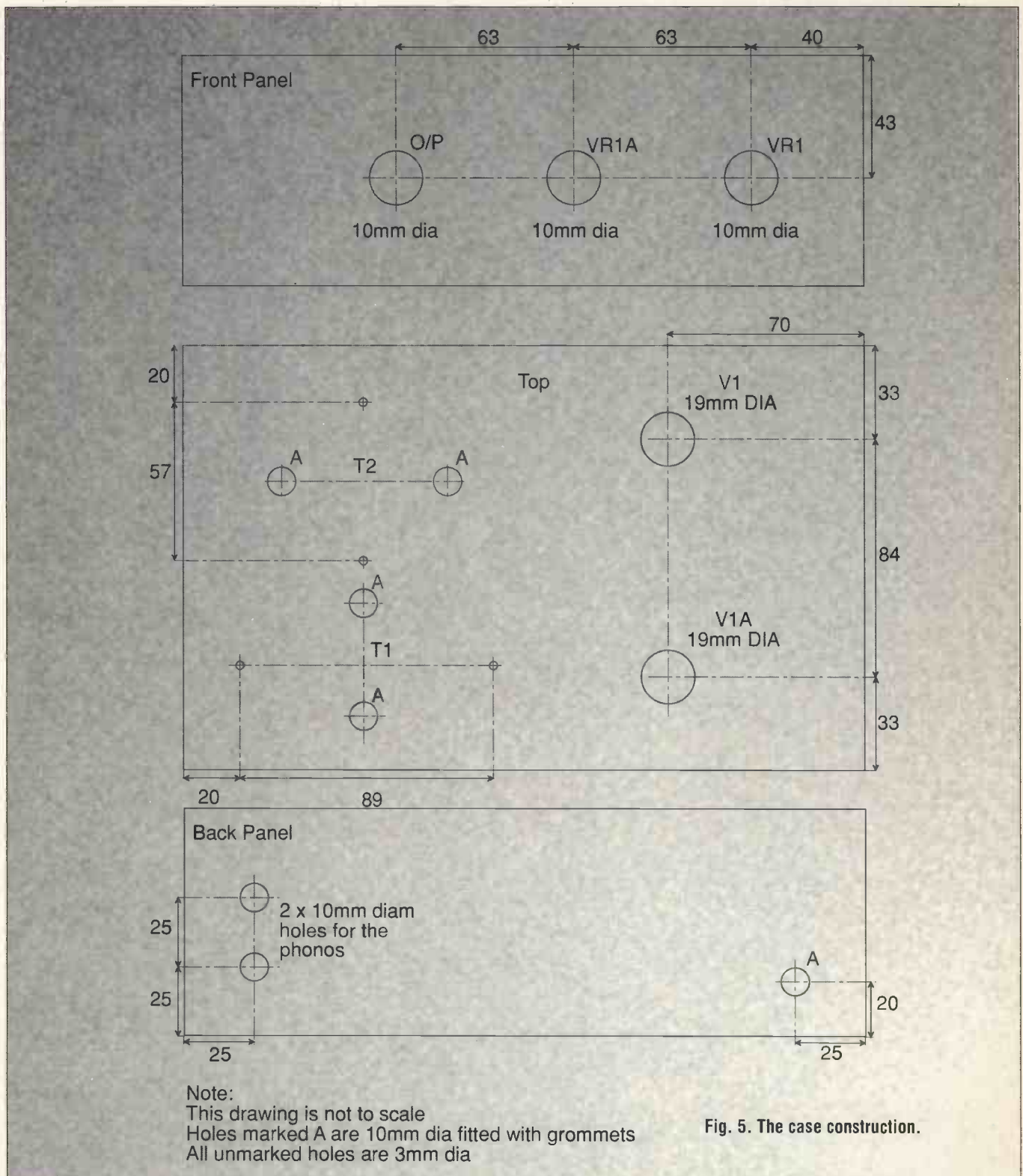


Fig. 5. The case construction.

transformer. This component ultimately limits the quality of signal that can be produced by a valve design. If this component can be removed then the quality can be substantially improved. As for low impedance drive, this depends mainly on device selection. What is required is a low impedance valve capable of delivering fairly substantial current swings, preferably with a low voltage

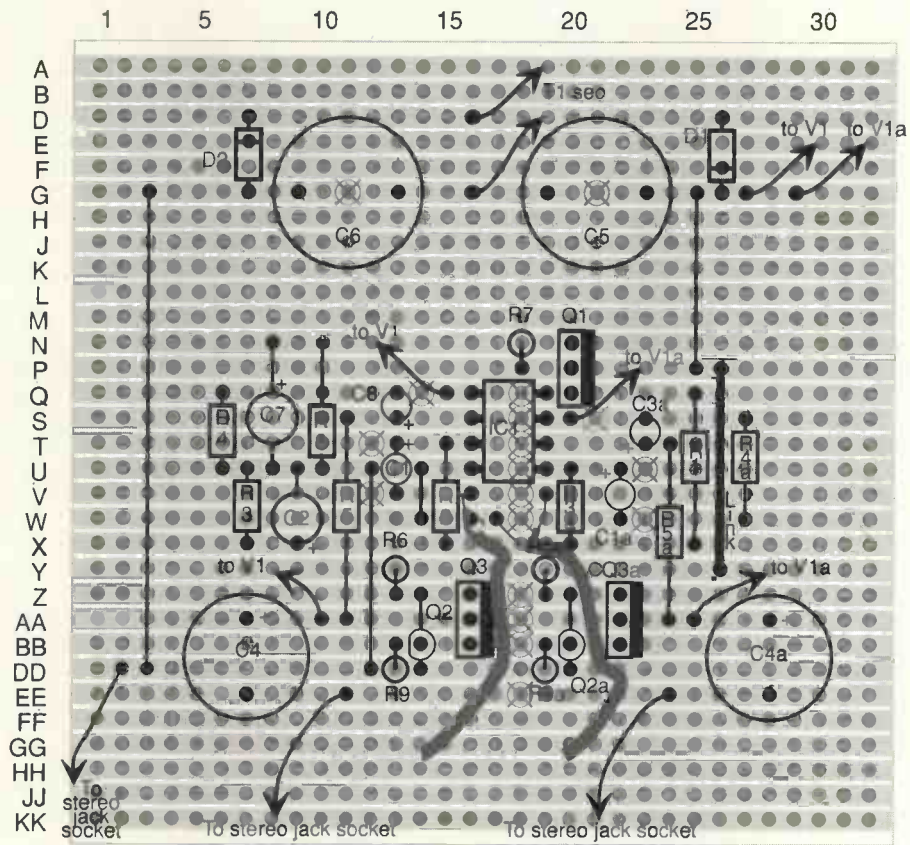
power supply.

A low impedance drive can be obtained by operating the output valve as a cathode follower. This circuit configuration acts like an emitter follower with a high input impedance, low output impedance and less than unity gain. Like the emitter follower, the circuit possesses very low distortion levels. Less than 0.1% at full output. Much searching through tube manuals produced


two possibilities for the output valve. One of these is no longer available which leads to the selection of a 6CW5.

Without negative feedback the output impedance of the amplifier is  $68\Omega$ . Too high for our purposes but very low for a valve. By using a dual op-amp as a voltage amplifier and applying negative feedback around the whole circuit, the output impedance can be reduced to less

Placing the components on the board.



The underside of the board showing the track cuts.



## Putting It Together

The construction of the circuit falls naturally into two parts, the mechanical and the electronic. It is best to tackle the electronics first. Most of the components are mounted on a stripboard panel, the layout of which can be seen on the facing page. Note that the valveholders are mounted upon the top panel. These require 19mm diameter mounting holes. The best way to make these is to drill them out with a suitable drill.

Having done this, mark out and drill the smaller screw fixing holes and mount the valve holders into position. Next, attention can be turned to mounting and soldering the remaining components. Little needs to be said about this. Ensure that all the polarised components are mounted the right way around. Also check your work to ensure that the breaks have been made in the correct positions in the tracks. Also that there are no unwanted blobs of solder across tracks. When all the components have been successfully

mounted, connect the valveholder pins to the tracks indicated using hookup wire. Also attach the other flying leads leaving these about 12in long to facilitate easy connection. On the input phono sockets, ensure that the earthed pin doesn't come into contact with the chassis as this creates a hum loop.

Having built the electronics, attention can now be turned toward the box. Drilling details of this are shown in Fig. 3. Again, this is quite straightforward. Having attached the various pots, sockets and transformers, the last task is to interwire these following the schematic. After checking everything thoroughly the unit can be assembled making sure that enough space is left between the chassis and stripboard. Finishing is a matter of personal preference, the prototype was splayed matt back with legends applied and coated with varnish.

## Components

Resistors, 1% metal oxide

R1	47k
R2, R3, R5, R6, R7	100k
R4	10k
R8	27k
R9	12ohms
VR1	47k log potentiometer

Capacitors

C1	10uF 25V
C2, C3, C7	100uF 25V
C4	1000uF 25V
C5, C6	1000uF 63V

Semiconductors/valves

Q1, Q3	BDT65C
Q2	AT5058
V1	6CW5
D1, D2	1N4007

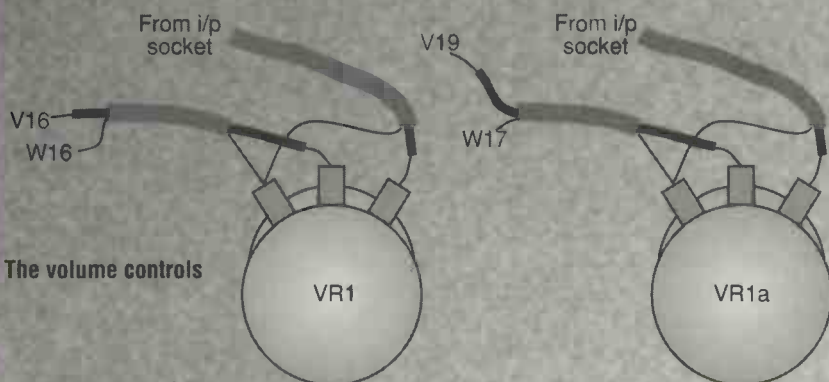
Miscellaneous

T1	20 - 0 - 20, 20VA transformer
T2	6 - 0 - 6 12VA transformer
2	B9A valve holders

Case

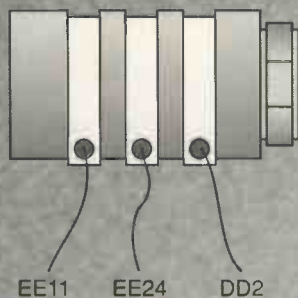
Veropanel  
1/4in stereo socket  
dual phono socket

A full kit of designer approved parts is available from Hobtek,  
The Cottage  
8 Bartholomews  
Brighton  
Sussex  
The cost is £69.95 including post and packaging.



The volume controls

The output socket.



than an Ohm which is ideal. With this low output impedance there is no need for an output transformer, the signal is simply fed to the phones through a large electrolytic. A low ESR component is used here to ensure even frequency response and to avoid DC being applied to the phones.

There is no setting up procedure to be followed with this circuit. Provided the wiring has been done as shown, it will work first time. To check it out connect your headphones, a suitable signal source and apply power. After a few seconds the heaters should start to glow and a slight hum will be

heard. The hum will subside after a few more seconds and the music will appear. This hum is simply a result of the DC conditions in the circuit stabilising. The signal to noise ratio in the circuit is excellent and complete silence will be heard in the absence of a signal.

If anything else happens when the amp is tested, there is a fault. The solution is to check the board for error, correct it and try again. The only other problem that might crop up is a hum loop. This is caused by earthing the unit when the device feeding the signal in is also earthed. The solution is to remove the earth lead from the mains plug.

After all the struggle, will the results be worth it? Definitely. I can hear nuances in my collection of CDs and records that I never realised were there before. Most importantly of all, on the very best recordings one can tell how the instruments are being played, not just what they are playing. For my money, this is the test of a good

# Index

Volume 27 January 91 to December 91.

## Features

- |  |   |           |
|--|---|-----------|
| 100 Years Of Electromedicine           | The advances in medical electronics over the years      | April     |
| A Closer Look At The Missing Link      | All about the RS232                                     | August    |
| A New Radio Licence From The DTI       | Getting a radio licence becomes easier                  | November  |
| A Second Look At CAD                   | Some of the problems of computer aided design           | November  |
| All I want for Christmas               | Barry Fox, Ian Burley and Kenn Garroch have desires     | December  |
| Amateur Radio Explained                | History of amateur radio                                | March     |
| An A to Z of Digital Devices           | Names and functions and diagrams for digital ICs        | February  |
| Basic Electronics                      | Inductors, capacitor coupling, active filters           | February  |
| Basic Electronics                      | LC tuned circuit  | March     |
| Basic Electronics                      | Time and frequency                                      | January   |
| Breathing Life Into The Medium Wave    | AM stereo is now a possibility with C QUAM              | October   |
| Charges On The Move                    | CCDs and how they work                                  | August    |
| Computers Comms And Cock-ups           | Barry Fox on portable communications                    | November  |
| Computer controlled serial multiplexer | Linking more than one RS232 to the BBC micro            | February  |
| Converting Ideas Into Cash             | How to get a patent and the pitfalls of inventing       | March     |
| D. I. Y. Printed Circuit Boards        | How to make a PCB or printed circuit board              | July      |
| Does Office automation mean alienation | The effect of technology on our lives                   | July      |
| Economy And The Electronics Industry   | How is the recession affecting the electronics industry | August    |
| From paper tape to laser beam          | The history of computer memories                        | August    |
| Getting The Message Across             | Optical fibre transmission and how it works             | June      |
| History Of Technology                  | Ambrose Fleming   | January   |
| History Of Technology                  | The life and times of Alessandro Volta                  | February  |
| Image Scanning                         | How images are transferred into print                   | December  |
| In The Beginning Was The Telephone     | Office technology                                       | September |
| Lasers                                 | All about lasers  | January   |
| Looking Towards The Future             | Solar cells, Optical discs, transistor technology       | November  |
| Micro-controllers: A Buyers's Guide    | A look around the various micro-controllers             | May       |
| Nicam Stereo TV                        | What is Nicam, how it works,                            | January   |
| Notebook Computer                      | What's in a laptop                                      | August    |
| Optical Fibres Technology              | How optical fibres work                                 | February  |
| Philips Set To Storm The HiFi World    | Digital Compact Cassette                                | May 19    |
| Philips To Break The Sound Barrier     | Winter CES report                                       | April     |
| Practical Electronic Neural Networks   | Simulating the brain                                    | July      |
| Probing The Interface                  | Interfacing the BBC, ST, Amiga, C64, Spectrum, IBM      | April     |
| Refreshing The Silver Screen           | A look at screen technology                             | November  |
| Resistance Calculator                  | A gadget for working out parallel resistances           | February  |
| Synchronous Logic Design               | Using state machines                                    | February  |
| Taking To The Air In New York City     | Amateur radio in New York                               | October   |
| Talking To The Skies                   | All about satellites                                    | July      |
| Technology Under The Hammer            | Christies Sale features old electronic equipment        | December  |
| The Facsimile Machine                  | A closer look at the fax                                | September |
| The Great Electronic Trivia Quiz       | A test to tax your mind                                 | December  |
| The History Of Television              | TV history from Baird to satellite                      | June      |
| The Integrated Circuit Story           | History of ICs from Tinkertoy to microprocessors        | March     |
| The Merest Flick Of A Switch           | All you ever need to know about switches                | April     |
| The Power That Drives The stars        | A visit to the Joint European Torus                     | December  |
| The Transistor Story                   | History of the transistor                               | May       |
| Understanding Private Radio Paging     | How radio pagers work                                   | January   |
| When The Dream Comes True              | Superconductors from their origins to their future      | May       |

## Constructional Projects

- |                                      |  |          |
|--------------------------------------|--|----------|
| A Surface Mount Signal Tracer        | Surface mount components make a simple sig tracer      | October  |
| At The Lower End Of The Range        | Low frequency meter 0.5 to 20Hz                        | July     |
| Bike Computer                        | 6502 microprocessor controlled sensor system           | January  |
| Car positioning aid                  | Ultrasonic distance sensor                             | March    |
| Counting The Rain Drops As They Fall | Measuring rainfall                                     | November |
| Dealing With Very High Frequencies   | PE Chronos high frequency inputs and scaling           | October  |
| Digital Compass                      | How to sense magnetic fields with a hall effect device | February |
| Frequency Master                     | A digitally controlled frequency generator             | March    |
| Getting It All Down On Silicon       | PROM programmer  | April    |
| Is Anybody There?                    | The phantom phone rings when you put it down           | June     |

LCD Rev Counter	LCD frequency counter, convertor	January
Listening To The Landscape	Ultrasonic scanner	June
Looking At It Logically	Visual data code convertor simplifies logic circuits	July
Low cost car alarm	Full featured car alarm	January
Microcontrolling the robot car	Machine code programs for controlling the car	January
PE Chronos Building The Display	Some output for the counter timer	November
PE Chronos V The Main Board	PE Chronos gets its main board	September
PE Chronos: Getting Into Condition	Signal conditioning circuits	June
PE Chronos: Putting On Weight	More circuitry	July
PE Chronos: The first board	Building the first PCB	August
Samfex, A digital sound sampling system	Sound sampling onto a computer	October
Shoot Your TV With A PC	TV screen capture to computer	May
The Box That Bites Back	Personal alarm system built on stripboard	April
The Purest Audio Sound Around	A valve headphone amplifier	December
The Time Has Come For Many Things...	PE Chronos project basic specs	May
Thermal Warning	Using a thermistor in an electronic switch	February
Tripping The Light Fantastic	Amazing Light Display	August
We Have The Power	Dual power supply using battery eliminators	May
Who Said the Valve Was Dead	High quality valve stereo amplifier	September
You Can Stop The Music	Midi Analyser	March

## Data Sheet

The 2716 EPROM, the 8212 I/O port	April	ML928/9, SL490, M375 remote control	August
Hitachi H8/330	July	8255 PPI interface chip	June
UART 6402 transmitter receiver	March	The 6522 VIA interface chip	May
LH2426, LM 1201	September	UAF42 active filter	October
NS32CG160 microprocessor	November		

## How It Works

IR Intruder Detector	Passive infra-red intruder detector	October
Main Intercom	Sending messages down household wiring	December
Supersonic Heterodyne	Superhet radio receiver	November
The Dot Matrix Printer	Inside a dot matrix printer	June
The Macintosh	The Macintosh	April
The Multimeter	How the multimeter works	August
The VCR	How the video cassette recorder works	May
The Video Camera	The insides of a video camera	September

## Practical Components

The resistor	April	The Capacitor	May
Cables And Wires	August	The Battery	September
The Junction Diode	June	The Transistor	July
Surface Mount Devices	October	The Inductor	November

## Techniques

Cheap circuit design, balanced audio circuits	April	
Finishing up the humidity machine A battery level monitor	August	
Fluorescent Light Dimmer switches	September	
Humidity machine	June	
Light activate switches	November	
Simple ADC, voltage controlled volume control with reduced distortion	March	
Solar heating panel temperature sensor Guitar pickup construction	July	
Standing Wave Ratio measurement, train controller	May	
The operation of antennae, frequency response, solar power	October	

## Reviews

ACE	Animated Circuits For Education	December
Canon S-50 Speakers	Wide imaging sound	December
Computer Aided Design	Review of Boardmaker 1 and 2 CAD	March
Counting The Pulses	Pulsar logic circuit simulator software for the PC	September
Electronics Made Easy?	Protolab analogue electronic circuit simulator	September
Measuring Up Digital Multi-Meters	A look at a selection of multimeters	September
On The Right Tracks	Seetrex Ranger review CAD system for PC	June
Philips Crosses a DMM with a Scope	A look at the new Philips Scopemeter	October
Tandy Pro41	10 channel radio scanner	December
VIP A Virtual Instrument	A software DMM for a PC	November

## Dry Joints

Reprints of PE Chronos Diagrams from July	August	
LCD rev counter Midi analyser Car positioning aid Frequency Master Eprom Programmer	May 91	
PE Chronos July 91 PE Chronos August 91 Talking to the skies July 91	October 91	

# Practical Electronics Classified Ads

Reach thousands of serious electronic and computer enthusiasts – advertise in PE Classified pages:  
 Rates 20p (plus 4p VAT) per word or £8.50 (plus £1.49 VAT) per column cm. All classified advertisements must be pre-paid. Send your copy, with remittance payable to Intra Press. (Payment by Visa or Access accepted – ads may be phoned in) to:

**Practical Electronics, Intra House, 193 Uxbridge Road, London W12 9RA.  
 Tel: 081-743-8888. Fax: 081-743-3062**

## Education

**Start training now for the following courses.**

- Telecomms Tech C&G 271
- Radio Amateur Licence C&G
- Microprocessor
- Introduction to Television

Send for our brochure - without obligation or telephone us on 06267 79398 (Ref: PE12/91)  
 Name.....

Radio & Telecommunications  
 Correspondence School,  
 12 Moor View Drive, Teignmouth,  
 Devon TQ14 9UN

## BTEC ELECTRONICS TECHNICIAN FULL-TIME TRAINING

THOSE ELIGIBLE CAN APPLY FOR E.T. GRANT SUPPORT  
 AN EQUAL OPPORTUNITIES PROGRAMME

**O.N.C. H.N.C. O.N.D.**

Next Course Commences  
 6th June 1992

FULL PROSPECTUS FROM

**LONDON ELECTRONICS COLLEGE  
 (DEPT. EE) 20 PENYERN ROAD  
 EARLS COURT, LONDON SW5 9SU  
 TEL 071-373 8721**

## Surplus

### TURN YOUR SURPLUS

ICS transistors etc into cash, immediate settlement. WE welcome the opportunity to quote for complete factory clearance.


Contact:

**COLES-HARDING & CO.,**  
 103 South Brink, Wisbech, Cambs.  
 ESTABLISHED 15 YEARS  
 Tel: 0945 584188 - Fax: 0945 588844

Recycle your old projects and generate useful cash from spare components

## Retailers

**Project your retail image here!**



Phone David Bonner  
 for details on  
 081-743-8888

## LONDON N WEST

## CRICKLEWOOD ELECTRONICS

*One of the largest ranges of components in the UK!*

40 Cricklewood Broadway,  
 LONDON NW2 3ET  
 Tel: 081-450 0995/452 0161

## SOUTH COAST



### Cooke International

"We stock used scopes, signal generators, power supplies, power meters, DVMS, oscillators, attenuators, test equipment. Much more available, visit our s/room and bargain store.

Prices from £5 upwards!"  
 Send SAE for lists

Contact: Cooke International, Unit Four Fordingbridge Site, Main Road, Barnham Bognor Regis, West Sussex PO22 0EB  
 Tel: 0243 545111 Fax: 0243 542457  
 "Open: Mon - Fri 9am - 5pm or phone"

## Computer Parts

### CAMBRIDGE COMPUTER SCIENCE LIMITED

3.5" 720K Diskette Drives.....	£29.00 each
10MByte Winchester, used, 3 months Wty.....	£35.00 each
5.25" Disk Drives, 80Tk, D5DD.....	£25.00 each
5.25" Disk Drives, 80 Tk, D5DD Used, No Wty.....	£15.00 each
(The £15.00 drives are sold on a strictly "as is" basis)	
5.25" Disks, D5DD, 48tp, boxes of 10.....	£3.00/box
Lockable diskette boxes for 80"3.5" or 100"5.25" (state which).....	£5.99 each
Small sized diskette boxes (lockable).....	40"3.5" £4.75 50"5.25" £4.99 each
Printer stands (suit 8-132 cols) Basic £2.99, or with paper catcher.....	£10.99 each
Digital multimeter, 14 ranges, includes manual.....	£16.00 each
Apical Disk drive PSU.....	£10.00 each
5V @ 5A PSU.....	£4.80 each
5V @ 10A PSU.....	£6.40 each
Nicads AA £0.89, C £1.99, D £2.09, PP3 £4.99, Universal charger.....	£5.99 each
74LS TTL, pick and mix, buy 10 or more for.....	£0.12 each
Types available: 00'02'04'08'10'11'12'13'14'15'20'21'26'27'30'32'33'37'38'42'74'83'85'86'96'107'109'122'125'132'136'138'139'145'151'153'157'158'160'162'163'164'165'174'191'193'240'253'257'260'298'353'365'366'373'385'390'399'670'582'271'28 EPROMS (Ex-equipment).....	£1.20 each or £5.00/5
256K Byte DRAM Modules, removed from equipment.....	£6.00 each
62256 10 NV 32KByte SRAM.....	£5.00
8K Byte NV RAM chips £3.00 each.....	£10.00/lot
Range of Aluminium and plastic project boxes (ask for list)	
Prices include postage. Add 50p (plus VAT) to orders below £5.00	
All items new unless stated. Add 17.5% VAT to all prices.	
Send an SAE for our latest list or for more info.	
Dept PE, 374 Milton Road, Cambridge, CB4 1SU	
Tel: 0223 424602, 0831 430486 or 0831 430552 (Mail order only)	

## Manufacturers Original Spares

For Amstrad, Atari, Commodore and Sinclair computers.

Many TV, VCR & Audio Parts also available - Send S.A.E. or Phone 0452 526883 for a 'Price and Availability' on your requirements

Atari YM2149F 'Sound' Chip (ST)	£10.02
Commodore 906114 'PLA' Chip (C64/C)	£9.24
Sinclair ZX8302 'ULA' Chip (QL)	£10.75
Membranes: QL-£7.95 Spec. 48K-£4.50 +128K-£7.99	
Amstrad Original Service Manual (CPC464 + Monitors)	£8.49
ditto Original Service Manual (PCW/8526/8512)	£13.89
Chips: PEGA1A-£32.72 TEA2000-£4.49 AY38912-£5.74	
Sanyo/Fisher VCR Belt Kit VTC6500 VBS3500	£2.49
Hilachi Replacement Video Head VT1114 33/34	£26.10
Toshiba Power Transformer (22224100) ST-U2	£9.99
Ferguson Tuner Control Door 3v35/36/39/39	£1.95
The above is just a very small sample of our stock. For a Catalogue please send 50p CHO./Stamps/3XIRC's etc. Please add 95p (UK) P & P to above orders. All items subject to availability.	

MARAPET (PEN) 1 Hornbeam Mews, Gloucester GL2 0UE  
 MAIL ORDER ONLY TEL: 0452 526883

## Miscellaneous

### Modernising your workshop?

**Sell your old equipment through PE Classifieds pages.**

### FOR SALE

Practical Electronics in Binders volumes one (1965) to ten (1974) and later loose copies. Offers for lot (0905) 54318.

## Miscellaneous

### UNIVERSAL PROGRAMMER Hi-Lo ALL-03 £295

Take advantage of Asian low labour cost!

- ★ Texas Instrument approved. Good quality.
- ★ PC based, programs stored into 5 diskettes.
- ★ Program most MPU, PLD, EPROM, EEPROM, BPPROM.
- ★ Adaptors for PLCC devices are available.
- ★ 1 year guarantee. Money back if not satisfied.
- ★ Price includes postage but not VAT.

Write for free catalogue and price list.

Active Action Industrial Ltd  
Rm 1307, Wing Tuck Coml Ctr.  
177-183 Wing Lok Street  
Hong Kong

### CATALOGUE £1.00 + 25 P&P

LEDs 3mm or 5mm red/green	6p each.	Yellow 1ip each,
High intensity red/green or yellow 5mm 30p each		
Cable ties 1p each	£5.95/1.000	£49.50 per 10,000
Stepping motor 4 phase 12V 7.5 step 50 ohms	£8.95	
SAA1027 stepping motor driver chip	£3.95	
FM Transmitter kit good quality sound	£8.60	
High quality photo resist copper clad epoxy glass boards		
Dimensions	single sided	double sided
3x4 inches	£ 0.95	£1.07
4x8 inches	£ 2.40	£2.68
6x12 inches	£ 5.37	-
12x12 inches	£10.66	-

### Special Offers

Computer Grade Capacitors with screw terminals 38000µf 20V	£2.50
87,000µf 10V £1.95 68,000µf 15V £2.95 10,000µf 16V	£1.50
7 segment Common anode led display 12mm	£0.45
LM2931A T5.0 Low drop out 5V regulator T0220 package	£0.85
BS250 P channel MOSFET £0.45 BC559 transistor	£3.95 per 100
74LS05 hex inverter £10.00 per 100, used 8748 Microcontroller	£3.50
TV Main switch 4A double pole with momentary contacts for remote control pack of 10 £3.95 box of 60 £19.95	
DC-DC converter Reliability model V12P5 12v in 5v 200ma out 300v input to output Isolation with data \$4.95 each or pack of 10	£39.95
Hour counter (used) 7 digit mains 240V AC 50Hz	£1.45
Resistor pack 2500 resistors 1/8-2W 50 different values	£8.95
Qwerty keyboard 58 key good quality switches new	£5.00
Qwerty keyboard with serial output, no data	£5.00

Wide range of CMOS TTL 74HC 74F Linear transistors kits  
Rechargeable batteries, capacitor tools etc always in stock.  
Please add 95p towards P&P - VAT Included

JPG Electronics 276 - 278 Chatsworth Road  
Chesterfield S40 2BH  
Access/Visa orders (0246) 211202. Callers welcome

# 73 AMATEUR RADIO TODAY

**Broaden your horizons.**  
**Subscribe to the world's leading Radio Ham magazine.**  
**European rates for surface and air mail available on request from:**

**73 Amateur Radio Today**  
**PO Box 50330**  
**Boulder CO.**  
**80321-0330**  
**USA**

## Components

### High Stability Resistors

Carbon Film Resistors 0.56R to 10MΩ E24 series 14W - 1p  
100 off per value - 75p. 1000 off in even hundreds per value - £6.00  
Metal Film 14W 10R0 to 1MΩ E12 series 5% - 2p. 1% E24 series - 3p  
Mixed metal/carbon film 1/2W E24 series 1R0 to 10MΩ - 1 1/2p  
Mixed metal/carbon film 1W 4R7 to 10MΩ E12 series - 5p  
BC107/B9 - 12p. BC182, BC183, BC184, BC212 & L versions - 10p  
BFY50.51 & 52 20p. 2N3055 - 50p. TIP31A, 32A - 25p. TIP, 41, 42 - 40p

### Tantalum bead electrolytics subminiature (Mids/Volts)

0-1/35, 0.22/35, 0.47/35, 1.0/35, 2.2/35, 3.3/16, 3.3/20, 4.7/16 - 14p. 3.3/35, 4.7/25, 4.7/35 - 15p. 6.8/16, 6.8/35 - 16p. 10/16, 20/25 - 20p. 10/35, 22/16, 33/10, 47/10 - 30p. 100/6 - 30p. 100/16 - 50p. 220/6 - 60p

### Aluminium Electrolytics (Mids/Volts)

1/50, 2.2/50, 4.7/50, 10/16, 10/25, 10/50 - 5p. 22/16, 22/25, 22/50, 47/16, 47/25, 47/50 - 6p. 100/16, 100/25 - 7p. 100/50 - 12p. 220/16 - 8p. 220/25, 220/50 - 10p. 470/16, 470/25 - 11p. 1000/16 - 15p. 1000/25 - 18p. 2200/25 - 22p

### Miniature Polyester Capacitors 250V Wkg. Vertical Mounting

01, 015, 022, 033, 047, 068 - 4p. 0.1 - 5p. 0.15, 0.22 - 8p

### Mylar Capacitors 100V Wkg. Vertical Mounting E12 Series

100p to 8200p - 3p. 0.01 to 0.68 - 4p. 0.1 - 5p. 0.15, 0.22 - 8p

### Subm. Ceramic Plate 100V Wkg. E12 Series Vertical Mounting

2% IP8 to 47P - 3p. 56P to 330P - 4p. 10% 390P to 4700P - 4p

### Plat/disc ceramic 50V, Wkg. Vertical Mount. E12 series 1P0 to 1000P & E6 series 1500P to 47000P - 2p. 0.1 - 3p

### Polystyrene Capacitors 63V Wkg. E12 Series Axial Mounting

10P to 820P - 4p. 1000P to 10,000 - 5p. 12,000P - 5p

### Diodes

Zener diodes E24 series 3V3 to 33V 400mW - 8p. 1 watt - 12p. 1N4148 - 2p. 1N4001 - 3p. 1N4002 - 3.5p. 1N4007 - 5p. 1N5404 - 14p. OA91 - 8p. AA143 - 10p. W005 - 20p. W01 - 25p. BYX10 - 6p.

L.E.'s Red, Green & Yellow 3mm & 5mm - 10p. 8mm - 35p

20mm fuses 0.15A to 10A quick blow - 5p. 0.1A to 5A Anti Surge - 8p

High Speed diodes 0.8mm, 1.0mm, 1.3mm, 1.5mm, 2mm - 30p

"Expo" "Reliant" drilling machines 12V d.c. with improved 3-jaw chuck - £7.00

Nicads AA - 90p. HP11 - £2. HP2 - £2.20. PP3 - £5 Universal chargers for all above

batteries - £6.50

Glass reed switches with single pole make contacts - 8p. Magnets - 12p. 0.1" stripboard 2.5" X 1" 3 rows 27 holes - 25p. 3.75" X 2.5" 24 rows 37 holes - 70p. Isolators list price £16.95 7 year guarantee - £12.00. Jack plugs 2.5mm 1 3/5mm - 14p. Sockets panel mg - 10p

All prices VAT inclusive. Postage 30P (free over £5)

THE C.R. SUPPLY CO.  
127 Chesterfield Road,  
Sheffield S8 0RN.  
Tel: 0742 557771

## Classifieds can be a TIGHT SQUEEZE

Give your ad room to  
breathe  
in our

## DISPLAY PAGES

Contact David Bonner  
on

# 081-743 8888

Large selection of interesting components at very competitive prices.

Large S.A.E. for lists to AGS Electronics, Unit 2, Haxter Close, Bellver Ind. Estate, Plymouth, Devon PL6 7DD. Tel: 0752-767738.

### SURPLUS/REDUNDANT ELECTRONICS COMPONENTS WANTED

ICs - Tuners - Transistors - Valves - Diodes etc - any quantity considered - immediate payment.

ADM ELECTRONICS SUPPLIES

Tel 0827 873311

Fax: 0827 874835

## Surveillance

**Suma Designs**  
sell top quality  
surveillance equipment  
in kit form or as ready  
built units.  
See our full page  
display ad in this issue

Kits, Plans, Assembled Units, Surveillance Microtransmitters, Phone Recording Switches, Trackers, Defence /Protection Circuits, Plus much more. Send 2 x 22p stamps for lists, or tel. 05436 76477 24hrs. Everything for the budding 007. ACE(PE). 53 Woodland Way, Burntwood, Staffs. WS7 8UP.

Surveillance devices, lasers, Tesla coils, scramblers, ultrasonic and many more, over 150 designs. Send SAE to: Plancentre, Old Wharf, Dynock Road, Ledbury HR8 2HS for free list.

SPY BOOKS - Interested in espionage, counter-surveillance, personal freedom or investigation? Do you seek information that some people feel should remain secret or unpublished? Send large S.A.E PO BOX 2072, London NW10 0NZ

NEW VHF MICROTRANSMITTER KIT,

## SPACEWATCHERS European AstroFest 92

Europe's largest astronomical show and lecture programme

14th to 15th February 1992  
Kensington Town Hall  
London W8

Full details and booking form from:

**AstroFest 1992 Tickets**  
**Intra House**  
**193 Uxbridge Road**  
**London W12 9RA**

**Miscellaneous**

tuneable 80-135 MHz, 500 metre range, sensitive electret microphone, high quality PCB. SPECIAL OFFER complete kit ONLY £5.95, assembled and ready to use £9.95 post free. Access orders telephone 021 411 1821. Cheques/ P.O.'s to: Quantek Electronics Ltd, (Dept P.E.), 45a Station Road, Northfield, Birmingham, B31 3TE

**Workshop Clearout.** SAE For List. Private Sale. Mr. M. Eldridge, 36 Barkus Way, Stokenchurch, Buckinghamshire, HP14 3RD. Contact Mr. Eldridge at (0494) 485670.

**PE 100w/ch Moscode Amp.** designer approved kit for £194 inclusive ditto with drilled top panel add £10 matching all valve preamp, DC coupled, passive R.I.A.A., £110 inclusive. Hobtek dept P.E., The Cottage, 8 Bartholomews, Brighton, Sussex, BN1 1HG

**Wanted SCMP UP MK14 Board** in working order. £20 Plus P&P Tel.08494 72385, after 7pm

**EPROM PROGRAMMING SERVICES.** All sizes all makes up to 512kb. Data can be sent as written text or as data file on 3.5" or 5.25" f/disk, PC or AMIGA compatible. For details contact: W. Vincent, 159 Askew Road, London, W12 9AU, Tel.081 749 7304

**Miscellaneous**

**SERVICE MANUALS**

Available for most equipment. T.V. Video, Audio, Test, Amateur Radio, Military Surplus, Kitchen, Etc. Any Video Recorder, Video Camera or Oscilloscope

Manual £15.00 (subject to stock). All Others Manuals £10.00 (subject to stock). Over 100,000 manuals available for equipment from 1930's to the present. Circuit sections supplied on full size sheets

up to A1 size (33" X 24") if applicable. Originals or photostats supplied as available. FREE Repair and Data Guide Catalogue with all orders or send SAE for your copy today.

**Mauritron (PE)**

**8 Cherry Tree Road, Chinnor, Oxfordshire, OX9 4QY. Tel:(0844)51694 Fax:(0844) 52554**

**Oscilloscope Philips PM3244** 50MHZ Quad Trace, Illum Graticule, Delay, D.T.B. M.T.B. A/B/C/D Channels, A+B, C+D Trig comp line ext. vernier delay, control sensitivity 5mV to 2V, bench size. £475. Tel: Strathclyde 0698 385950

**Tektronix 60KHz oscilloscopes,** 465 £150, 2215 as new £350; feedback sig-gen £125; polar bone-ohm £125; Marconi 100MHz counter £125; Farnell dual LED display PSU £135; desoldering station Vacumnex £75; Minimaster exchange, 2x10 lines, four phones £140; Motorola terminal, green, set-up menu £25 (ideal for modem). All working. Bracknell 0344 883119

**Miscellaneous**

**Super VHF Microtransmitters.** Long range, high sensitivity. Tuneable 75-115 MHz. Listen on any FM radio. Assembled, ready to use. High quality, fully encased. Full instructions, guaranteed. Ideal Xmas presents as baby monitors etc. £9.50 post free. Cheques/POs; Mr B. Hicks, 24 Brewster Road, Boston, Lincs, PE21 0DY. Tel: 0205 362003

**Workshop clearout.** SAE for list. Private sale. 36 Barkus Way, Stokenchurch, Bucks HP14 3RD

**Oscilloscope for sale.** Cossor dual trace 35MHz delay sweep. £170 ono. Tel: 0223 842961

**Commodore 64, complete Basic kit,** for only £650 including 3 disk drives (2x5.25", 1x3.5"), colour printer, mouse, word processor, monitor, with many extras. Tel: 067 284 301

**NASDA, Japan's National Space Development Agency** Exhibition is on show at the Science Museum, Exhibition Road, London, until the 28th February 1992. The exhibition is located on the Ground Floor in the Exploration of Space Gallery.

**General Enquiries: Telephone 071 938 8008**

**CLASSIFIED COUPON**

									£3.36
									£5.04
									£6.72
									£8.40
									£10.08
									£11.76

Rates are 20p per word plus 4p VAT (lineage, for semi-display advertisements contact our Ad. Dept.). All classified advertisements must be pre-paid. Please send your copy with the remittance (payable to Intra Press or payments by Visa or Access accepted) to: Practical Electronics Classified Dept., Intra House, 193 Uxbridge Road, London W12 9RA. Tel: 081-743 8888, Fax: 081-743 3062



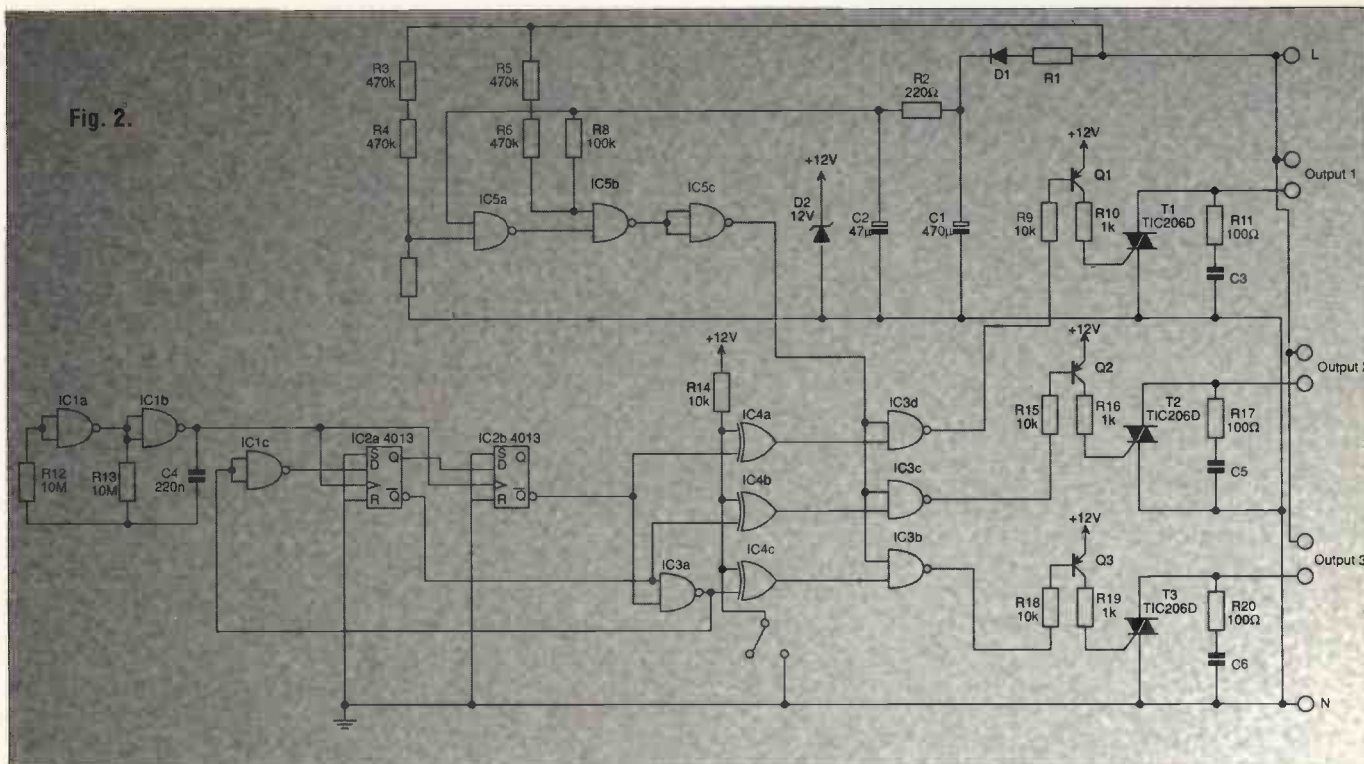


Fig. 2.

Continued from page 42

switching threshold, the output goes to logic 0 forcing the output of IC1a to logic 1 and the output of IC1b to logic 0. This prevents trigger impulses from reaching Q1.

If two chains of lights are to be used the part of the circuit incorporating IC3, Q2 and T2 should be added. IC3a is fed from the opposite flashing clock phase, so that it produces trigger pulses when IC1d does not, and vice-versa. Because it is fed from the opposite clock phase, the light sensing signal would hold this output on rather than off, if a two-input gate were used. If preferred, another quadruple two-input gate could be used to produce this function by using several parts of the IC. This is left as an exercise for the reader who wants to experiment with it.

Note that a Schmitt trigger gate is needed for IC2c in order to provide clean switching as the light-level changes. The Schmitt trigger

gates are used with advantage in the zero-crossing detector, but if the light level detector is not required, then ordinary two-input nand gates (4011s) can be used in the zero-crossing detector.

### Three-Way Sequencer

The circuit shown in Fig. 2 employs many of the principles of the circuit in Fig. 1. The power supply and the zero crossing triggering of the triacs need no further explanation. The significant part of this circuit is the sequencer itself, formed from IC1, IC2, IC3a, and IC4. IC1a and b are connected as a conventional CMOS clock generator, as described before. IC2 and IC1c and d are connected to form a two-bit counter which counts from 0 to 2. The action of this counter is illustrated by the waveforms in Fig. 3. Also shown on this waveform diagram are the three output signals, two of which correspond with the Q(bar) outputs

from the 4013.


The outputs as shown would switch each string of lights on for two clock pulses out of three. If the waveforms are inverted, they will switch each output on for one clockpulse out of three, giving two options for the flashing regime. Exclusive OR gates are used to invert the signal or simply buffer it, as required, allowing a single switch to control the sequence.

A light-level detector is not shown in this design, but one could easily be incorporated if desired. To do this use a 4093 instead of a 4011 for IC5, and use the remaining part of IC5 as the light-level detector itself. Then, use three-input NAND gates (4023s) instead of the 4011s used to control Q1, Q2 and Q3. The third input of each gate should be connected to the light-level detector to gate off the output.

### Pipelight

The circuit of Fig. 4 shows a four-way sequencer of a type which could be used for a pipelight. It is designed to sequence with either one output on at a time, or two outputs at a time. It gives a good effect with several strings of ordinary Christmas tree lights, which can be run separately, or twisted together to give a pipelight-effect. This is much cheaper than a commercial pipelight, looks more

Fig. 3.



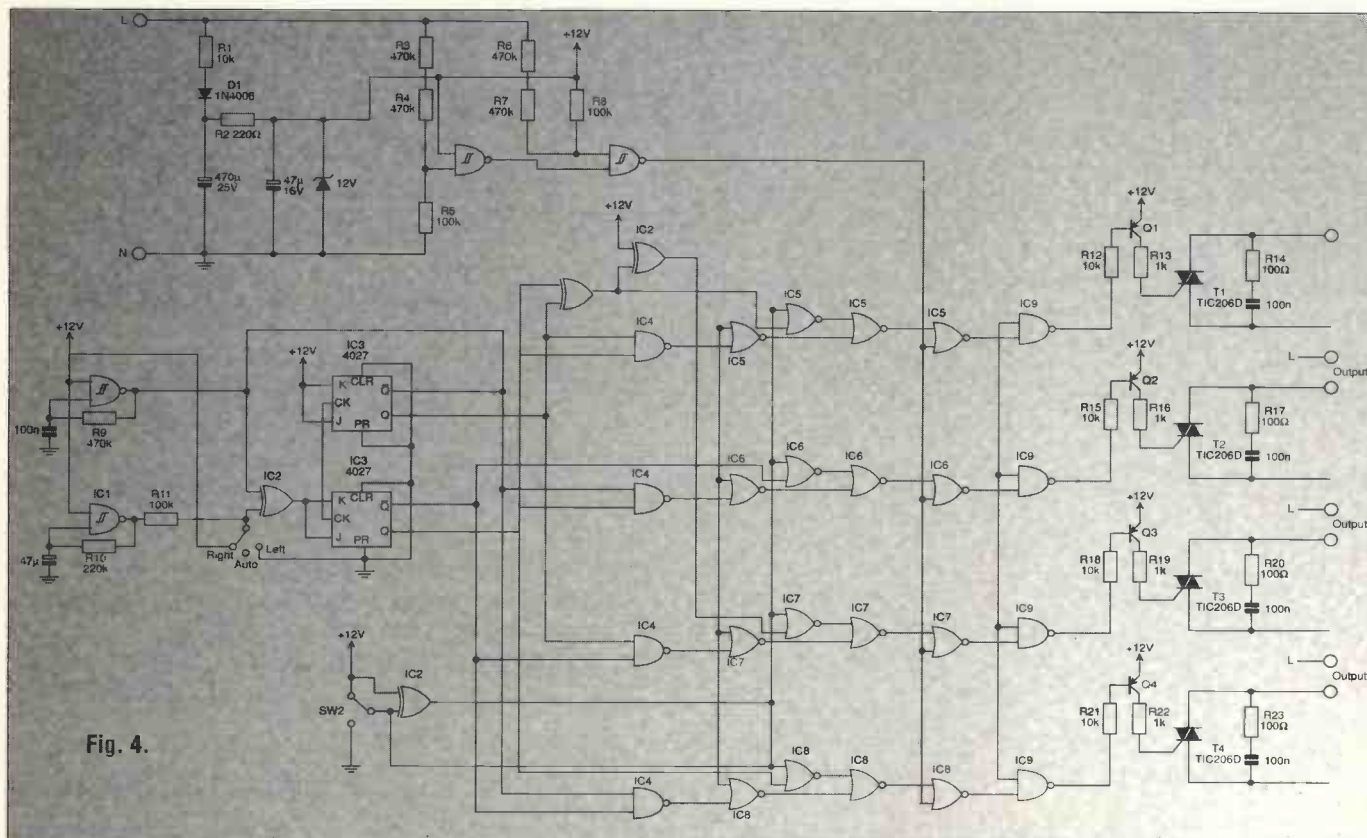


Fig. 4.

attractive as the individual lamps are not obscured by the piping, and is effective mounted in or over a window, as well as around a tree.

Once again, the power supply and zero level triggering circuitry is the same as the other designs. The optional light-level detector gates off the outputs via an extra set of two-input NAND gates which drive the triggering transistors. It is convenient to gate off the outputs in this way because the logic signal from the previous stage requires to be inverted in order to be of the correct polarity to drive the output transistors. If the light-level detector is not required, then the commoned inputs of IC9 should be connected to +12V.

Of course, if the final NAND gates are omitted altogether, then the output sequence will consist of one light or two lights off, rather than one light or two lights on. This might be preferred if you want the tree brilliantly lit up all the time, but still with a moving effect.

The heart of the circuit is a binary counter made from two JK flip-flops. The signal to the J and K inputs of the second flip-flop can be inverted, either manually or automatically with a fixed period, via IC2. This makes the counter count down rather than up, to reverse the movement of the

sequence.

The counter is clocked by a different design of clock generator, using one Schmitt trigger gate. This design is less widely used than the two-gate design, because its operating frequency depends more on the characteristics of the gate. If the switching levels of the gate are not symmetrical, then the mark to space ratio of the output will not be even, either. This effect may be observed in some units when automatic sequence reversing is used. It may be apparent that more time is spent in one direction than in the other, though this is not likely to be considered a serious drawback.

Looking at the top row, either pin 1 or pin 5 of IC5 is held at logic 1, forcing the corresponding output to logic 0, while the other gate simply inverts the logic signal fed to its other input. This is re-inverted by IC5c, which has a signal on one input and logic 0 on the other, and is then gated together with the zero-crossing signal by IC5d. The channels incorporating IC6, 7 and 8 work in just the same way.

For the two-light-on sequence, the four counter outputs correspond with the four channels required. For the one-light-on sequence, IC4 gates together pairs of outputs to provide a signal which goes to logic 0 for

one clock pulse out of four. The selector system described above selects either the outputs from IC4 or one of the Q or Q(bar) counter outputs directly.

## General Comments

All of these units are powered directly from the mains, so special care should be taken when building and testing them. Some aspects of testing can be carried out using a low-voltage power supply, but the zero crossing detector only works when the unit is connected to the mains.

Note that the zero crossing detectors have two resistors in series, going to the live of the mains. This is to avoid damage in case one resistor momentarily breaks down under a mains spike.

All the triacs are shown with snubber networks to protect them. In many cases these will not be required, but if they are not fitted you may find that a sequencer which has worked very well for some time will fail soon after being plugged in at another location. For example, though my own mains supply is normally clean, switching on and off the fluorescent light in a friend's kitchen will kill any unprotected triac which happens to be plugged in at the time. ■

# Subscribe to

## PRACTICAL

# ELECTRONICS

SCIENCE AND TECHNOLOGY

Every month we bring you the best coverage of the modern technical world.

Innovations has all the news of the latest developments, technical features explain the detail behind the glittering facade of technology, while writers such as Barry Fox, Technology Journalist of the Year and Ian Burley, Editor of BT's Prestel Micronet consumer section, analyse the growing role of electronics in everyday life. Finally, for those of you who want personal hands-on experience of design and construction, our projects offer entry level designs and advanced challenges.

A 12-month subscription is only £18 (UK), £22 (surface mail) or £39 (air mail). Concessionary rates also available. Order by credit card on 081 743 8888.

Subscribe today and book your place in the electronic future.



Send to:  
Intra Press, Intra House, 193 Uxbridge Road, London W12 9RA.  
Make cheques/postal orders payable to Intra Press in £ sterling.  
Please subscribe me to Practical Electronics for 12 months,  
starting with the ..... issue.  
I enclose a cheque/postal order/banker's draft for £.....

Name .....  
Address .....  
Town .....  
County .....  
Post Code.....  
Or: Please charge my VISA/Mastercard  
Number .....  
Expiry date.....

### Subscription rates:

UK post - £18, Overseas surface mail - £22, overseas airmail - £39.

### Discount rates:

UK BAEC/Educational concession- £16.20, Overseas BAEC/Educational concession - £19.80 (surface mail only available)

Please enclose proof of BAEC membership or educational status.

Barry Fox continued from page 62

### Wasted Money?

Last year BT spent over £30 million educating the public on the last change, with advertisements and over 75 million printed leaflets. Brian Haigh, BT's Director of Operations, wrote to all London subscribers reassuring them that the change would "anticipate your needs well into the future". Bryan Carsberg said the change would "provide the extra numbering capacity that is needed". Despite full knowledge of the 10 digit plan, neither BT nor OFTEL warned that there would be another change within four years.

Within months of the London change BT had secretly scheduled a national change for April 1994 and was confident that OFTEL would endorse it.

OFTEL acknowledges that the 10 digit scheme was made possible by the London change in May 1990, which ended the use of the digit 1 as the first digit of any national number. The key issue is why BT did not make a one-step change in London in May 1990, splitting London's 01 code into 0171 and 0181, instead of 071 and 081 - and why OFTEL did not insist on BT doing it.

### Technically Flawed Excuses

Both BT and OFTEL claim that there were "technical reasons" why the London numbers could not be switched from 01 to 0171 and 0181 in May 1990. But neither BT nor OFTEL has been able to explain what these reasons are. When I asked BT I got a string of technically flawed excuses about not being able to intercept wrongly dialled calls.

On the day when the 10 digit scheme was announced BT's new Helpline, set up to advise the public on the number change, was blaming OFTEL, saying that BT could not make the one-step change because OFTEL "had not agreed the ten digit scheme". Earlier this year OFTEL had blamed BT, for not being sufficiently advanced in its exchange modernisation programme to cope with the extra digit.

Everything points to the simple fact that they just did not think it through. It is now too late to undo the damage.

### Personalised Numbers

But it is not too late to solve a future problem on which neither British Telecom nor OFTEL has yet formulated a plan. If Lord Young's dream becomes true and everyone in the UK gets their own personalized telephone number, callers will not know whether they are making a local call to someone just round the corner or at the other end of the country or elsewhere in Europe. They will thus not know how much a call is costing them until they get their bill. ■

#### Answers to Trivia Quiz



1a, 2b, 3a, 4c, 5a, 6b, 7a, 8c, 9c, 10a, 11b, 12b, 13b, 14c, 15a, 16b, 17a, 18b, 19a, 20b, 21c, 22c, 23a, 24c, 25a, 26a, 27c, 28b

# The ONE STOP Component Shop



▶ Massive Stocks

▶ Old & New Technology



▶ Latest Japanese Semi-conductors & Transistors Available

▶ Credit Card Telephone Orders a Speciality

**CRICKLEWOOD ELECTRONICS**



Tel: 081 4520161 & 081 4500995  
40 Cricklewood Broadway, London NW2 3ET  
Fax: 081 2081441 - Telex: 914977 CRICKEL G

## Advertising Index

21st Century .....	15	Intl. Corr. School.....	15
73 Amateur Radio.....	55	JPG Electronics .....	55
Active Action.....	55	Limrose .....	34
ADM .....	55	London Elec. Coll.....	54
AGS .....	55	Maplin.....	OBC
Alphavite Publications ..	4	Marapet .....	54
BK Electronics .....	IBC	Morrison.....	34
Bull Electrical .....	29	MQP .....	4
CadSoft.....	15	NCT.....	46
Cambridge Comp Sci. .	54	Number One Systems.24	
Circuit .....	15	Omni.....	34
Coles Harding .....	55	Radio & Tele. Schl. ....	54
CR Supply Co. ....	55	Seetrax .....	34
Cricklewood .....	60	Suma Designs .....	8
Electrovalue .....	4	Tandy .....	13
Greenbank .....	46	Tsien.....	IFC



# The Universe comes to London

## A Two Day Conference and Exhibition

### Speakers Include:

#### Doctor Patrick Moore,

CBE, Editor-in-Chief, Astronomy Now

#### Professor Arnold Wolfendale,

Astronomer Royal

#### Professor Sir Bernard Lovell,

Jodrell Bank, University of Manchester

#### Professor Malcolm Longair,

Cavendish Laboratory, Cambridge University

#### Professor Peter Willmore,

Department of Space Sciences, Birmingham University

#### Professor Tony McDonnell,

Head of Unit for Space Sciences, University of Kent at Canterbury

#### Professor Andrew Lyne,

University of Manchester

#### Doctor Heather Couper

#### Leif Robinson,

Editor, Sky & Telescope

#### Doctor John Mason,

Deputy Editor, Astronomy Now

### The Venue:

Royal Borough of Kensington Town Hall  
Hornton Street, London W8 7NX ENGLAND  
Friday 14th - Saturday 15th February 1992

Sponsored by:

**Astronomy Now**



For details of how to exhibit contact the organisers:  
Peter Hail & Associates Limited  
Suite 75, 49 Hallam Street, London,  
W1N 5LN ENGLAND  
Telephone: 071-580 2104  
Fax: 071-323 3891

For a copy of the Conference Programme, details  
of special accommodation packages,  
and how to apply for tickets, write to:  
The 1992 European AstroFest (Tickets)  
Intra House, 193 Uxbridge Road,  
London W12 9RA ENGLAND

# The Change-over To Ten Digits

*Barry's bug-bear this month concerns the change over in London from 01 to 081/071 and the predicted change in 1994 for the rest of the country.*

If you are one of the 4.5 million London telephone subscribers who now have to spend money on changing their stationery or repainting shop and vehicle signs, for the second time in four years, you will almost certainly be asking the same question. Why couldn't the telephone numbers in London have been changed in May 1990 in a way which left them unchanged in April 1994, when the rest of the country changes?

I have been asking that simple question for more than a year now and neither BT nor OFTEL, the government's Office of Telecommunications, can give me a straight answer. They have come up with various excuses, but none hold water.

## More Numbers Needed

No-one disputes the need for more telephone numbers. That is the price we must pay for the glorious

**W**hen I asked BT I got a string of technically flawed excuses about not being able to intercept wrongly dialled calls."



liberalisation of the last decade. Just try remembering what it was like in those dark days before the Post Office/British Telecom lost its government monopoly. You could only rent a phone, usually with a dial; you could only rent an answering machine, at exorbitant cost and extension sockets were an overpriced luxury.

What many people question is the way the new numbers have been liberated. It is apparently with shortsight by both BT and OFTEL.

Even before all telephone numbers in London were changed in May 1990, British Telecom had proposed a quite different nationwide change. Mercury backed the idea. Now OFTEL has approved it. Over the Easter weekend in 1994, 9 digit numbers will become 10 digit numbers.

## Going Up To Nine

Adding an extra digit at the beginning of all 26 million numbers in the UK (eg 0171 and 0181 in

London) increases the reservoir of numbers tenfold and lets competing services identify themselves by the change of just one digit. Initially everyone will get an extra 1, with the digits 2-9 available (eg 0271 and 0281) for other services, such as mobile and paging, in the future.

Giving people closely related numbers for home, mobile and paging equipment comes close to realising the dream of Lord Young. When Secretary of State for Industry he proposed that everyone should have their own personal number. Incoming calls would then find them anywhere in the UK or Europe.

OFTEL took on responsibility for telephone numbering from BT on 1 April 1989. But OFTEL had been aware of the 10 digit plan since 1988 and Professor Sir Bryan Carsberg, Director General of Telecommunications, commissioned Ovum Ltd to study it. Ovum reported to Carsberg in July 1989 and gave "overwhelming support" for the 10 digit scheme.

Despite this OFTEL let BT double its pool of London numbers in May 1990 by changing all the 01 codes, to 071 in the inner city to 071 and to 081 in the outer half. BT urgently needed extra numbers because it was close to the practical limit of 4.5 million numbers available from 01 codes. There are now nearly 5 million subscribers in London. BT could have got enough new numbers by changing only half London from 01, but judged it better to inconvenience everybody than be seen to favour subscribers on one side of the Thames or the other.

Continued on page 60

**OMP MOS-FET POWER AMPLIFIERS**  
HIGH POWER, TWO CHANNEL 19 INCH RACK

THOUSANDS PURCHASED BY PROFESSIONAL USERS




**THE RENOWNED MXF SERIES OF POWER AMPLIFIERS**  
FOUR MODELS:- MXF200 (100W + 100W) MXF400 (200W + 200W)  
MXF600 (300W + 300W) MXF900 (450W + 450W)  
ALL POWER RATINGS R.M.S. INTO 4 OHMS, BOTH CHANNELS DRIVEN

**FEATURES:** ★ Independent power supplies with two toroidal transformers ★ Twin L.E.D. Vu meters ★ Level controls ★ Illuminated on/off switch ★ XLR connectors ★ Standard 775mV inputs ★ Open and short circuit proof ★ Latest Mos-Fets for stress free power delivery into virtually any load ★ High slew rate ★ Very low distortion ★ Aluminium cases ★ MXF600 & MXF900 fan cooled with D.C. loudspeaker and thermal protection.

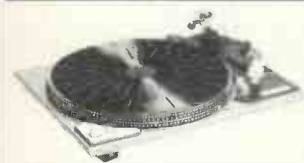
USED THE WORLD OVER IN CLUBS, PUBS, CINEMAS, DISCOS ETC.

SIZES:- MXF200 W19" x H3 1/2" (2U) x D11"  
MXF400 W19" x H5 1/4" (3U) x D12"  
MXF600 W19" x H5 1/4" (3U) x D13"  
MXF900 W19" x H5 1/4" (3U) x D14 1/2"

PRICES:- MXF200 £175.00 MXF400 £233.85  
MXF600 £329.00 MXF900 £449.15  
SPECIALIST CARRIER DEL. £12.50 EACH



**OMP VARISPEED TURNTABLE CHASSIS**



★ Manual arm ★ Steel chassis ★ Electronic speed control 33 & 45 R.P.M. ★ Vari pitch control ★ High torque servo driven DC motor ★ Transit screws ★ 12" die cast platter ★ Neon strobe ★ Calibrated balance weight ★ Removable head shell ★ 1/2" cartridge fixings ★ Cue lever ★ 220/240V 50/60Hz ★ 390x305mm ★ Supplied with mounting cut-out template.

PRICE £61.30 + £3.70 P&P

**OPTIONAL MAGNETIC CARTRIDGES**

STANTON AL500mkII GOLDRING G950  
PRICE £16.95 + 50p P&P PRICE £7.15 + 50p P&P

**STEREO DISCO MIXER DJ6500**

★ WITH ECHO ★

STEREO DISCO MIXER with 2 x 7 band L & R graphic equalisers with bar graph LED Vu meters. MANY OUTSTANDING FEATURES:- including Echo with repeat & speed control, DJ Mic with tone control & talk-over switch, 7 Channels with individual faders plus cross fade, Cue Headphone Monitor. Useful combination of the following inputs:- 3 turntables (mag), 3 mics, 5 Line for CD, Tape, Video etc.



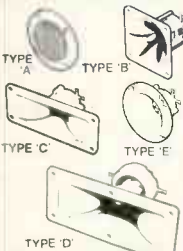
Price £134.99 + £5.00 P&P

SIZE: 482 x 240 x 120mm

**PIEZO ELECTRIC TWEETERS - MOTOROLA**

Join the Piezo revolution! The low dynamic mass (no voice coil) of a Piezo tweeter produces an improved transient response with a lower distortion level than ordinary dynamic tweeters. As a crossover is not required these units can be added to existing speaker systems of up to 100 watts (more if two are put in series. FREE EXPLANATORY LEAFLETS ARE SUPPLIED WITH EACH TWEETER.

TYPE 'A' (KSN1036A) 3" round with protective wire mesh. Ideal for bookshelf and medium sized Hi-Fi speakers. Price £4.90 + 50p P&P.  
TYPE 'B' (KSN1005A) 3 1/2" super horn for general purpose speakers, disco and P.A. systems etc. Price £5.99 + 50p P&P.  
TYPE 'C' (KSN1016A) 2" x 5" wide dispersion horn for quality Hi-Fi systems and quality discos etc. Price £6.99 + 50p P&P.  
TYPE 'D' (KSN1025A) 2" x 6" wide dispersion horn. Upper frequency response retained extending down to mid-range (2KHz). Suitable for high quality Hi-Fi systems and quality discos. Price £9.99 + 50p P&P.  
TYPE 'E' (KSN1038A) 3 3/4" horn tweeter with attractive silver finish trim. Suitable for Hi-Fi monitor systems etc. Price £5.99 + 50p P&P.  
LEVEL CONTROL. Combines, on a recessed mounting plate, level control and cabinet input jack socket. 85x85mm. Price £4.10 + 50p P&P.



**OMP LINNET LOUDSPEAKERS**

THE VERY BEST IN QUALITY AND VALUE

Made especially to suit today's need for compactness with high output sound levels, finished in hard wearing black vinyl with protective corners, grille and carrying handle. Each unit incorporates a 12" driver plus high frequency horn for a full frequency range of 45Hz-20KHz. Both models are 8 Ohm impedance. Size: H20" x W15" x D12".

CHOICE OF TWO MODELS

POWER RATINGS QUOTED IN WATTS RMS FOR EACH CABINET


OMP 12-100WATTS (100dB) PRICE £163.50 PER PAIR  
OMP 12-200WATTS (200dB) PRICE £214.55 PER PAIR

SPECIALIST CARRIER DEL. £12.50 PER PAIR



**IN-CAR STEREO BOOSTER AMPS**

THREE SUPERB HIGH POWER CAR STEREO BOOSTER AMPLIFIERS



150 WATTS (75 + 75) Stereo, 150W Bridged Mono  
250 WATTS (125 + 125) Stereo, 250W Bridged Mono  
400 WATTS (200 + 200) Stereo, 400W Bridged Mono  
ALL POWERS INTO 4 OHMS  
Features:  
★ Stereo, bridgable mono ★ Choice of high & low level inputs ★ L & R level controls ★ Remote on-off ★ Speaker & thermal protection.


PRICES: 150W £49.99 250W £99.99  
400W £109.95 P&P £2.00 EACH

POSTAL CHARGES PER ORDER £1.00 MINIMUM. OFFICIAL ORDERS FROM SCHOOLS, COLLEGES, GOVT. BODIES, PLCs ETC. PRICES INCLUSIVE OF V.A.T. SALES COUNTER, VISA AND ACCESS ACCEPTED BY POST, PHONE OR FAX.

**OMP MOS-FET POWER AMPLIFIER MODULES SUPPLIED READY BUILT AND TESTED.**

These modules now enjoy a world-wide reputation for quality, reliability and performance at a realistic price. Four models are available to suit the needs of the professional and hobby market i.e. Industry, Leisure, Instrumental and Hi-Fi etc. When comparing prices, NOTE that all models include toroidal power supply, integral heat sink, glass fibre P.C.B. and drive circuits to power a compatible Vu meter. All models are open and short circuit proof.

THOUSANDS OF MODULES PURCHASED BY PROFESSIONAL USERS



**OMP/MF 100 Mos-Fet** Output power 110 watts R.M.S. into 4 ohms, frequency response 1Hz - 100KHz -3dB, Damping Factor > 300, Slew Rate 45V/uS, T.H.D. typical 0.002%, Input Sensitivity 500mV, S.N.R. -110 dB. Size 300 x 123 x 60mm.  
PRICE £40.85 + £3.50 P&P

**OMP/MF 200 Mos-Fet** Output power 200 watts R.M.S. into 4 ohms, frequency response 1Hz - 100KHz -3dB, Damping Factor > 300, Slew Rate 50V/uS, T.H.D. typical 0.001%, Input Sensitivity 500mV, S.N.R. -110 dB. Size 300 x 155 x 100mm.  
PRICE £64.35 + £4.00 P&P

**OMP/MF 300 Mos-Fet** Output power 300 watts R.M.S. into 4 ohms, frequency response 1Hz - 100KHz -3dB, Damping Factor > 300, Slew Rate 60V/uS, T.H.D. typical 0.001%, Input Sensitivity 500mV, S.N.R. -110 dB. Size 330 x 175 x 100mm.  
PRICE £81.75 + £5.00 P&P

**OMP/MF 450 Mos-Fet** Output power 450 watts R.M.S. into 4 ohms, frequency response 1Hz - 100KHz -3dB, Damping Factor > 300, Slew Rate 75V/uS, T.H.D. typical 0.001%, Input Sensitivity 500mV, S.N.R. -110 dB, Fan Cooled, D.C. Loudspeaker Protection, 2 Second Anti-Thump Delay. Size 385 x 210 x 105mm.  
PRICE £132.85 + £5.00 P&P

NOTE: MOS-FET MODULES ARE AVAILABLE IN TWO VERSIONS: STANDARD - INPUT SENS 500mV, BAND WIDTH 100KHz, PEC (PROFESSIONAL EQUIPMENT COMPATIBLE) - INPUT SENS 775mV, BAND WIDTH 50KHz. ORDER STANDARD OR PEC.



Vu METER Compatible with our four amplifiers detailed above. A very accurate visual display employing 11 L.E.D.s (7 green, 4 red) plus an additional on/off indicator. Sophisticated logic control for very fast rise and decay times. Tough moulded plastic case, with acrylic tinted front. Size 84 x 27 x 45mm.  
PRICE £8.70 + 50p P&P

**LOUDSPEAKERS**

LARGE SELECTION OF SPECIALIST LOUDSPEAKERS AVAILABLE, INCLUDING CABINET FITTINGS, SPEAKER GRILLES, CROSS-OVERS AND HIGH POWER, HIGH FREQUENCY BULLETS AND HORNS, LARGE (A4) S.A.E. (50p STAMPED) FOR COMPLETE LIST.

F - From McKenzie Professional Series  
S - From McKenzie Studio Series

**McKENZIE- INSTRUMENTS, P.A., DISCO, ETC**

ALL McKENZIE UNITS 8 OHMS IMPEDANCE  
8" 100 WATT C8-100GP GEN. PURPOSE, LEAD GUITAR, EXCELLENT MID, DISCO. PRICE £31.45 + £2.00 P&P  
RES. FREQ. 80Hz, FREQ. RESP. TO 7KHz, SENS 96dB.  
10" 100WATT C10-100GP GUITAR, VOICE, KEYBOARD, DISCO, EXCELLENT MID. PRICE £38.89 + £2.50 P&P  
RES. FREQ. 72Hz, FREQ. RESP. TO 6KHz, SENS 97dB.  
10" 200WATT C10-200GP GUITAR, KEYB'D, DISCO, EXCELLENT HIGH POWER MID. PRICE £53.21 + £2.50 P&P  
RES. FREQ. 69Hz, FREQ. RESP. TO 5KHz, SENS 97dB.  
12" 100WATT C12-100GP HIGH POWER GEN. PURPOSE, LEAD GUITAR, DISCO. PRICE £30.30 + £2.50 P&P  
RES. FREQ. 49Hz, FREQ. RESP. TO 7KHz, SENS 98dB.  
12" 100WATT C12-100TC (TWIN CONE) HIGH POWER, WIDE RESPONSE, P.A., VOICE, DISCO. PRICE £41.39 + £3.50 P&P  
RES. FREQ. 45Hz, FREQ. RESP. TO 12KHz, SENS 97dB.  
12" 200WATT C12-200B HIGH POWER BASS, KEYBOARDS, DISCO, P.A. PRICE £71.91 + £3.50 P&P  
RES. FREQ. 45Hz, FREQ. RESP. TO 5KHz, SENS 99dB.  
12" 300WATT C12-300B HIGH POWER BASS, LEAD GUITAR, KEYBOARDS, DISCO ETC. PRICE £95.66 + £3.50 P&P  
RES. FREQ. 49Hz, FREQ. RESP. TO 7KHz, SENS 100dB.  
15" 100WATT C15-100BS BASS GUITAR, LOW FREQUENCY, P.A., DISCO. PRICE £59.05 + £4.00 P&P  
RES. FREQ. 40Hz, FREQ. RESP. TO 5KHz, SENS 98dB.  
15" 200WATT C15-200BS VERY HIGH POWER BASS. PRICE £80.57 + £4.00 P&P  
RES. FREQ. 40Hz, FREQ. RESP. TO 3KHz, SENS 98dB.  
15" 250WATT C15-250BS VERY HIGH POWER BASS. PRICE £90.23 + £4.50 P&P  
RES. FREQ. 39Hz, FREQ. RESP. TO 4KHz, SENS 99dB.  
15" 400WATT C15-400BS VERY HIGH POWER, LOW FREQUENCY BASS. PRICE £105.46 + £4.50 P&P  
RES. FREQ. 40Hz, FREQ. RESP. TO 4KHz, SENS 100dB.  
18" 500WATT C18-500BS EXTREMELY HIGH POWER, LOW FREQUENCY BASS. PRICE £174.97 + £5.00 P&P  
RES. FREQ. 27Hz, FREQ. RESP. TO 2KHz, SENS 98dB.

**EARBENDERS:- HI-FI, STUDIO, IN-CAR, ETC**

ALL EARBENDER UNITS 8 OHMS (Except EB8-50 & EB10-50 which are dual impedance tapped @ 4 & 8 ohms)  
BASS, SINGLE CONE, HIGH COMPLIANCE, ROLLED SURROUND  
8" 50WATT EB8-50 DUAL IMPEDANCE, TAPPED 4/8 OHM BASS, HI-FI, IN-CAR. PRICE £8.90 + £2.00 P&P  
RES. FREQ. 40Hz, FREQ. RESP. TO 7KHz, SENS 97dB.  
10" 50WATT EB10-50 DUAL IMPEDANCE, TAPPED 4/8 OHM BASS, HI-FI, IN-CAR. PRICE £13.65 + £2.50 P&P  
RES. FREQ. 40Hz, FREQ. RESP. TO 5KHz, SENS 99dB.  
10" 100WATT EB10-100 BASS, HI-FI, STUDIO. PRICE £30.39 + £3.50 P&P  
RES. FREQ. 35Hz, FREQ. RESP. TO 3KHz, SENS 96dB.  
12" 100WATT EB12-100 BASS, STUDIO, HI-FI, EXCELLENT DISCO. PRICE £42.12 + £3.50 P&P  
RES. FREQ. 26Hz, FREQ. RESP. TO 3KHz, SENS 93dB.  
FULL RANGE TWIN CONE, HIGH COMPLIANCE, ROLLED SURROUND  
5 1/2" 60WATT EB5-60TC (TWIN CONE) HI-FI, MULTI-ARRAY DISCO ETC. PRICE £9.99 + £1.50 P&P  
RES. FREQ. 63Hz, FREQ. RESP. TO 20KHz, SENS 92dB.  
6 1/2" 60WATT EB6-60TC (TWIN CONE) HI-FI, MULTI-ARRAY DISCO ETC. PRICE £10.99 + 1.50 P&P  
RES. FREQ. 38Hz, FREQ. RESP. TO 20KHz, SENS 94dB.  
8" 60WATT EB8-60TC (TWIN CONE) HI-FI, MULTI-ARRAY DISCO ETC. PRICE £12.99 + £1.50 P&P  
RES. FREQ. 40Hz, FREQ. RESP. TO 18KHz, SENS 99dB.  
10" 60WATT EB10-60TC (TWIN CONE) HI-FI, MULTI ARRAY DISCO ETC. PRICE £16.49 + £2.00 P&P  
RES. FREQ. 35Hz, FREQ. RESP. TO 12KHz, SENS 98dB.

**TRANSMITTER HOBBY KITS**

PROVEN TRANSMITTER DESIGNS INCLUDING GLASS FIBRE PRINTED CIRCUIT BOARD AND HIGH QUALITY COMPONENTS COMPLETE WITH CIRCUIT AND INSTRUCTIONS

3W TRANSMITTER 80-108MHz, VARICAP CONTROLLED PROFESSIONAL PERFORMANCE, RANGE UP TO 3 MILES, SIZE 38 x 123mm, SUPPLY 12V @ 0.5AMP. PRICE £14.85 + £1.00 P&P

FM MICRO TRANSMITTER 100-108MHz, VARICAP TUNED, COMPLETE WITH VERY SENS FET MIC, RANGE 100-300m, SIZE 56 x 46mm, SUPPLY 9V BATTERY. PRICE £8.80 + £1.00 P&P




PHOTO: 3W FM TRANSMITTER

**B.K. ELECTRONICS**  
UNITS 1 & 5 COMET WAY, SOUTHEND-ON-SEA, ESSEX, SS2 6TR.  
Tel.: 0702-527572 Fax.: 0702-420243

1992 BUYER'S GUIDE TO ELECTRONIC COMPONENTS

# Maplin



**Order your copy of the New MAPLIN Catalogue on sale NOW!**  
Pick up a copy from any WHSMITH for just £2.75 or post this coupon now to receive your copy for just £2.75 + 20p p&p. If you live outside the U.K. send £4.85 or 14 International Reply Coupons. I enclose £2.95.

Name .....  
Address .....  
Post Code .....

Send to Maplin Electronics,  
P.O. Box 3, Rayleigh,  
Essex SS6 8LR.  
PE92

Over 600 product packed pages with  
more than 600 brand new products.  
On sale now, only £2.75

Available from all branches of WHSMITH and  
Maplin shops nationwide. Hundreds of new products  
at super low prices!