

PRACTICAL

MAY 1990 • £1.50

ELECTRONICS

SCIENCE AND TECHNOLOGY

EPROM POLY-PROGRAMMER

Building a micro-controlled unit for most eproms

INTELLIGENT LCD MODULES

How to gain greater read-out display power


ROBOT CAR BUILDING

Calling all aboard our programmed road runner

HOME BASE

Winning new lines from the Las Vegas Consumer Show

PLUS: FREE GREENWELD
32 page spring
bargains catalogue



9 770032 637000

REALISTIC[®] TRANSCEIVERS



40 Channel Mobile CB

£69⁹⁵

21-7020

- 27 MHz FM
- Fully Approved To C.E.P.T. Specs MPT-1333

Realistic TRC-2005. Compact 40-channel easy-to-read bright LED channel display. Ceramic filters for superior selectivity. 4-step LED signal/RF power meter. Remote speaker jack. Measures: 2 x 4⁹/₁₆ x 6¹/₂". 13.8 VDC negative ground only.

Realistic TRC-500. Voice-actuation gives you hands free communication. Dual-conversion superhets for high sensitivity and clear 2-way communication. Sensitivity switch lets you adjust the level of voice activation. Volume switch. Switchable VOX/manual operation. Push-to-talk button. With belt clips. Each headset requires 9v battery.

Walkie Talkie Headset

£59⁹⁵ Pair

21-400



- 49 MHz FM
- Fully Approved To DTI Specs MPT-1336 W/T Licence Exempt



Tandy[®]

Over 400 Tandy Stores And Dealerships Nationwide. See Yellow Pages For Address Of Store Nearest You.

InterTAN U.K. Ltd., Tandy Centre, Leamore Lane, Walsall, West Midlands. WS2 7PS. Tel: 0922 710000

PRACTICAL ELECTRONICS

VOL 26 NO 5

MAY 1990

CONTENTS

CONSTRUCTIONAL PROJECTS

EPROM POLY-PROGRAMMER by Kevin Browne12

A sophisticated programmer for constructors who can't keep their digits off microprocessor and eprom control projects. It has the ability to program many different eprom types and is suitable for use with any computer having an RS232 port.

ROBOT CAR BUILDING - PART TWO by Alan Pickard ...31

Drive an easy bargain for yourself! Build our Microbe 3 robot car controller and you'll be putting yourself and your computer on the road to automated mobilisation.

RADIO CLOCK - PART THREE by John Becker36

Adding the final software bits to the logic register controller, plus a timely look to the past, present and future.

SPECIAL FEATURES

INTELLIGENT LCD MODULES by John Becker19

An in-depth examination of one of the latest Sanyo multi-character alphanumeric lcd displays to become more widely available to the amateur market. Understanding the principles will give you greater power over your circuit display capabilities.

HOME BASE by Ian Burley26

Another in the series regularly highlighting new electronic goods and services of interest to all who live or work at home. This month we report on some of the new products which made an appearance at the Winter Consumer Electronics Show in Las Vegas.

BLANKET COVERAGE by Wayne Green40

Is our American correspondent emulating Cassandra, and will we heed the warning that electric blankets may radiate more than just bed-time warmth?

BASIC ELECTRONICS - PART FIVE by Owen Bishop43

Examining the fundamentals of photo diodes, leds and zeners. And there are three simple circuits to build: a temperature sensor, a relay and a fire alarm.

REGULAR FEATURES

EDITORIAL by John Becker - Bliss or blight?9

LEADING EDGE by Barry Fox - Consuming Japanese8

SPACEWATCH by Dr Patrick Moore - Austin's comet38

INDUSTRY NOTEBOOK by Tom Ivall - Electrons and photons49

POINTS ARISING the query clarifying corner6

PRODUCT FEATURES

NEWS AND MARKETPLACE - what's new in electronics4


SPECIAL SUBS OFFER - saving pounds on PE11

ARMCHAIR BOOKSHOP - haven for practical bookworms50

PCB SERVICE - professional PCBs for PE Projects52


ADVERTISERS' INDEX - locating favourite stockists54

PE TAKES TECHNOLOGY FURTHER - BE PART OF IT!



Page 12 ▲

Page 19 ▼



Page 26 ▼



NEXT MONTH

We put display theory into practice showing you how to build and use an 80 character alphanumeric Message Maker with the intelligent lcd module described this month. Communications buffs can breath a sigh of relief: the baud rate converter we had hoped to bring you this month (sorry, lack of space prevented it) will be in next month's issue, offering you greater inter-computer talk-back facilities. We'll have more on robot car control circuits and software, and enlighten you even further with another episode in the Basic Electronics series. We've other great offerings in preparation, plus, of course, our usual top-line features.

★ SUMMER IS
A-COMING IN

★ AND SO'S OUR
WELL-SEASONED
JUNE 1990 ISSUE

★ ON SALE FROM
FRIDAY MAY 4TH
DON'T MISS IT!



BAZOOKA BOOM-BOOM

Are Philips taking the ghetto-blasters concept to new martial extremes? That must surely depend on your viewpoint, but it seems like they have gone on to a war footing with their Bazooka sound blaster.

When the Bazooka was first launched last summer it was camouflaged in battle-ship grey. At that time it was sold as part of Philip's Moving Sound range, and was an enormous success. Now coming more firmly on to the attack, Philips have relaunched this stereo radio cassette recorder as an active unit in its own right, and given it a new coat of paint -

deep space star-wars black.

Code named the AW7192, the Bazooka derives its title from its decidedly wacky shape, which to many observers resembles a military bazooka. For ease of portability among the armies of street-wise kids, the Bazooka has a soft padded handgrip and padded base. It has a formidable music power-punch output of 20 watts.

The dual cassette deck has marching orders which include high speed dubbing, continuous play, pause facility, and automatic recording level control. The three-band fm -stereo/lw/mw tuner

WHITE HOUSE PLOTTING

You don't need to be called Nixon, North or even Fawkes, to now have access to plotting facilities. White House Systems have announced that they have launched an HPGL plotting service aimed at the serious amateur and small professional users of CADD (computer aided drafting and design) who do not have their own plotting facilities.

The plotting service uses top quality film and inks, and other media are available on request. Plot sizes of up to A1 are offered. HPGL files can be sent on either 3.5 inch (720K or 1.44M) or 5.25 inch (360K or 1.2M)

disks, and most HPGL formats can be plotted.

Prices start from only £5 (including post and packing), and all plot designs will be despatched by first class post within 24 hours.

So whatever you're plotting, enlist the help of **White House Systems**, 48 South Terrace, Esh Winning, Durham, DH7 9PS. Tel : 091 373 4605, and ask for John Childs.



has automatic frequency control on fm, an fm stereo led indicator and automatic mono/stereo switchover. Dynamic bass boost (DBB) emphasises bass tones, contributing warmth and richness to the sound, especially at low volume levels. Sound quality is further enhanced by the end-mounted speakers which produce superb in-phase stereo from both sides of the machine.

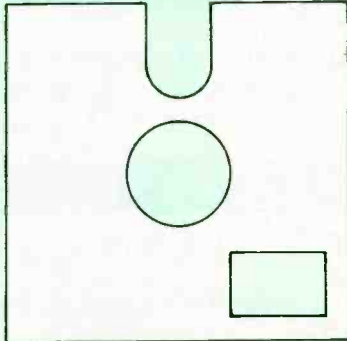
Equipped for either mains or battery operation, the versatile Bazooka also boasts slider volume/tone controls, built-in condenser microphone, and a

headphone socket. Weighing in at 2.9kg and measuring 518 x 200 x 160mm the Philips AW7192 retails at £69.99.

We wonder what other weaponry shapes music machines might assume. How about a neat line of cut-down stereo Cruise missile music makers, we understand there might be quite a few going spare which could be put to more useful and peaceful (?) use.

Challenge your local audio dealer about his retailing battle plans for the AW7192 Bazooka. Tell him that when it comes to music, the Philips Arsenal rules, ok!

CATALOGUE



DATABASE

Our browse through recently received literature

Eskan have sent us copies of their publicity material. This company recognises that as electronic and computing equipment is becoming more sophisticated, so many people are realising the necessity for effective security, both in their work and personal lives. Eskan was formed to provide the advice and essential equipment necessary to give you the confidence and security that you need. Their wide range of security products is mainly related to communications security in various forms. They have telephone monitors, both of the conventional monitoring variety, and of the 'bug' transmitter type which enable any telephone conversation to be picked up using a receiver. Into similar categories fall their room monitors. Associated products include vhf transmitters whose signals can be picked up on standard fm radio or airband receivers, both of which Eskan can supply. If security or counter surveillance is your concern, Eskan can probably supply advice and the goods.

Eskan Electronics Ltd, 172 Caledonian Road, London N1 0SG. Tel : 01-278 1768.

On another page we have publicised the BAEC. Another club well worth while supporting if you're interested in electronic music is the **EOCS, the Electronic Organ Constructors Society**. Their latest magazine has arrived and as usual it's full of interesting ideas and circuits, as well as readers' comments and suggestions. Also included are reports on local meetings, plus a 'for sale' section. **This club, too, would love to have more new members joining.** Why not write to them for membership details? A.T. Hawkins is in charge of subscriptions and new members. He can be contacted at 23 Blenheim Road, St Albans, Herts, AL1 4NS.

Digisound can probably help you if you're looking for parts to build anything from a very basic monophonic synthesiser to an extremely versatile and ever expanding polyphonic modular system. Their nicely-produced glossy 8-page catalogue has recently been received and it describes the full range of kits available. Tim Higham's the man to contact at **Digisound**, 16 Lauriston Road, Wimbledon, London SW16 4TQ. (Tel number not quoted.)

TMK's latest catalogue is fully illustrated in colour. The company specialise in test instruments, which they have been designing and manufacturing in the UK for more than 25 years. The majority of instruments are meter-related and include clamp meters, thermometers, cable testers, milliohm meters, analogue multimeters, and digital multimeters of many varieties. They also have a speed probe and a flat mini chart-recorder. The company is the test equipment division of **Harris Electronics (London) Ltd**. **TMK Instruments**, Unit 3, GEC Estate, East Lane, Wembley, Middx. HA9 7PJ. Tel : 01-908 3355.

Miles Gordon Technology have been regularly sending in literature relating to their **Sam Coupe micro-computer**. Much of the information has been of a highly specific technical nature, but to summarise: the Sam Coupe micro-computer is a second generation machine with a Z80B microprocessor running at 6MHz. The heart of the machine is an ASIC (application specific ic) which contains 3066 gates, which is the equivalent of about 130 ordinary chips. It has fitted on-board 256Kb of memory upgradable to 560Kb. 32Kb of rom contains Sam Basic, disk bootstrap, and Bios. The machine utilises video memory mapping, has a 64-colour palette, a six channel stereo sound synthesiser and a Midi interface. MGT are obviously very proud of their new machine and would be pleased for you to ask for literature on it. **Miles Gordon Technology Plc**, Lakeside, Phoenix Way, Enterprise Park, Swansea, SA7 9EH. Tel : 0792 791100.

CLUB MEMBERS WANTED



The British Amateur Electronics Club is urgently looking for new members. It fears that if it doesn't find them, it may be forced to close. On behalf of the Club, we appeal to all PE readers to consider joining this very worthwhile nationwide club.

The club was founded in 1966 (two years after PE began) by Cyril Bogod. It started in Penarth, South Wales, but soon expanded its activities by recruiting members throughout the British Isles and even overseas. The mainstay of the club is the quarterly newsletter, which contains articles on a variety of electronic topics, mainly of a practical nature. It offers a forum for members to exchange information, and provides advice for beginners, who can take their problems directly to more experienced members. Sections covering help wanted, sales and exchanges have also helped many members.

We have frequently publicised the BAEC's quarterly newsletter, but were unaware of the club's declining membership until we recently received a letter from a senior committee member, Herbert Howard. In his letter, Herbert advised us that Cyril Bogod was in poor health and felt that he could no longer carry on as Chairman. Herbert, previously the joint editor of the newsletter, had now taken over as Chairman.

Herbert's letter continued: "I have agreed to do this on an interim basis, as the production of the newsletter is the mainstay of the Club and I have edited the last two issues. It would be unrealistic for me, at the age of 76, to see this as a continuing commitment. What is needed is a member - or better, a small group of members - preferably young and enthusiastic, who could continue and extend the activities of the Club in the foreseeable future.

"It seems to me that the Club is at the crossroads. Membership has declined; those who have been members from the start or joined a few years ago are not now able to play a very active part. Indeed, we have a number of members who, like me, joined after retiring from full-

time work. It is true that there is a number of younger members as well, and I believe all of us would like to see the Club continue.

"With such a diversity of membership it is not easy to produce a newsletter which can interest everyone. It cannot compete with published electronic magazines, nor should it attempt to do so. But it does provide what these magazines cannot do, which is to offer personal contacts between members, often leading to continuing friendship."

In addition to hoping that many new members will be encouraged to join the Club, Herbert hopes that people will tell him what sort of material they would like to see in the newsletter (the latest one is 30 A4 pages long). Herbert's own preference is for practical articles, but he goes on to say: "Details of readers' experiences, successes and failures, views on component suppliers - mail order and retail, inexpensive sources of components, members' sales and wants and requests for information, and reviews of books or magazine articles would all, I believe, have a general appeal."

Readers, this is a club that can give you great benefit and a lot of pleasure from electronics. It should not be allowed to go into decline through lack of new membership. You're all interested in electronics - you wouldn't be reading PE if you were not. Don't be apathetic, get out your pens and write to Herbert saying that you want to join the BAEC. A year's membership costs only £7.00 if you live in the UK or Eire. Overseas subscription is £8.50 if you live Europe or want your newsletter sent by surface mail. If you live outside Europe and want the newsletter sent by airmail, the rate is only £12.50. Boost the Club's numbers up and gain the rewards from a worthwhile two-way relationship in electronics.

Write now to Herbert Howard, BAEC, 41 Thingwall Park, Fishponds, Bristol BS16 2AJ. And tell him John, PE's Editor recommended you!

GLOBAL VILLAGING

The term 'Global Village' goes some way to describing the fluency of communication that is afforded by increasingly sophisticated technology. But the basic irony about the whole welter of gadgetry that surrounds us in business and domestic life is that, rather than making matters simpler, it can tend towards making it more confusing and, indeed, more costly.

EVENTS DIARY

If you are organising any event to do with electronics, big or small, drop us a line, we shall be glad to include it here.

Please note : Some events listed here may be trade or restricted category only. Also, we cannot guarantee information accuracy, so check details with the organisers before setting out.

Apr 4-5. Drives, Motors, Controls. New Century Hall, Manchester. 0799 26699.

Apr 9-11. Cable and satellite exhibition and conference. Olympia, London. 01-486 1951.

Apr 24-26. British Electronics Week. Olympia, London. 0799 26699.

May 27. Plymouth Radio Club annual radio and electronics fair. Plymstock School, Church Road, Plymstock, Plymouth. 0752 340946.

May 30-Jun 1. Computer Training and Services Show. Olympia, London. 01-486 1951.

Jun 26-28. Infrared Technology. Wembley Conference Centre. 0799 26699.

Sep 25-27. British Laboratory Week. Olympia, London. 0799 26699.

Oct 2-4. Eurostat 90. Barbican Red Hall, London. 0799 26699.

Nov 6-8. Total Solutions. NEC Birmingham. 0799 26699.

A new BAPT-approved product, which is also compatible with Mercury, promises to take some of the strain off your pocket and the phone lines.


The brainchild of Lineplex, the Lineshare 2000 enables a fax, an answerphone, a modem and one or more phones to share just one phone line. The cost saving implications are obvious. For those who wish to work at home or have a limited small business budget, the product opens new possibilities.


As an added bonus, the micro-

processor controlled box offers phone management facilities and is able to take a fax message as part of a phone call. There is no need to redial since the unit continually listens for the fax tone.

Undoubtedly a streamlined solution to problematic technological hang-ups. And the price will keep you solvent too, it's only £195 plus vat.

For further information contact **Lineplex Ltd**, Barn House, White Horse Lane, Ripley, Woking, Surrey. GU23 6BJ. Tel/fax : 0483 211632.





SIDE BY SIDE

A new Polysnap power inlet module has been introduced by Bulgin and which facilitates the assembly of components in a side by side configuration, unlike most modules in which a vertical configuration is more usual.

When panel space is at a premium, such as in instrumentation, the added versatility afforded by the new horizontal format Polysnap should be particularly helpful in giving the option of alternative layouts, says the company.

The new side by side format offers an integral BS4491 inlet, a 5 x 20mm fuseholder, a single or double

pole switch and a voltage selector as standard. However, the selector and fuseholder may be replaced with an optional neon indicator or blanking plate if preferred.

The addition of this new module means there will be a choice of more than 300 different Polysnap snap-in combinations. The line of products is one of a broad range of electronic and electromechanical products manufactured for world markets at Bulgin's Barking factory.

For further information contact **A.F. Bulgin and Co Plc**, Bypass Road, Barking, Essex, IG11 0AZ. Tel: 01-594 6913.

CABLING PROGRESS

Several times a month I receive information from the Cable Authority concerning recent developments regarding the introduction of cable tv. Most of these relate to applications for new franchises, and by which organisations they are being made.

So far the Authority has awarded 56 franchises across the country. Another 50 franchises are currently in the pipeline, either with applications being considered by the Authority or with areas already advertised and applications awaited.

We have recently also received information which should be gladly received by franchised operators, and which should ultimately be of value to subscribing viewers. The Authority has reduced its licence fees substantially for 1990, the first year since it was set up five years ago that the Authority has not found it necessary to increase its fees.

The annual licence fee for the average franchise has fallen from £18,000 to £7,500. This reduction reflects the enormous growth in the cable industry which is currently taking place, enabling the Authority to spread its costs across a much increased number of licensees.

John Davey, the Authority's Director General, said recently, "The

extent of the boom in cable is such that we expect these lower fees still to generate higher total revenues in 1990 than the fees delivered in 1989."

The Cable Authority is required by law to be self-supporting from the fees that it charges to its licensees. It is non-profit making and in its early years it was funded by loans from the Government. Partly as a result of the regulatory light touch pioneered by the Authority, and now expected to be followed by the new Independent Television Commission, it has kept its costs low and, even after five years of existence, has just achieved its financial break-even.

CABLED WITHDRAWAL

With all the fuss about what should and should not be transmitted into our homes by the plethora of tv channels spring from the sky and underground, it's good to know that at least one organisation has the teeth to enforce its barks. The Cable Authority has withdrawn its approval for the carriage of the German-language channel RTL Plus on cable tv and SMATV systems in the UK.

RTL Plus had recently shown a number of programmes during the daytime that appeared to be aimed at

an 'adult' audience. In particular, a film containing scenes of nudity, adult situations and 'bad' language was shown at lunchtime, in breach of the Cable Authority's programme codes and guidelines, which place specific time constraints on the screening of such material. (Quite right too - it'd be enough to take anyone's concentration off their meat and pudding!)

It appeared to the Authority that the nature of RTL Plus, and its scheduling philosophy had changed materially since it was originally approved for carriage on UK cable some years ago, and that it was no longer acceptable by British standards.

Since March 1st, the Authority has placed new restrictions on channels whose programming is aimed at adult audiences. These channels, including Home Video Channel and the United Pay-Per-View channel, may not be carried in the basic package of cable channels, but can be made available only to viewers who have specifically requested them.

RTL Plus may still be viewed directly by home dish owners who receive transmissions from the Astra satellite.

It's perhaps pertinent to quote figures just released by the Independent Broadcasting Authority (IBA) concerning audience's perceived response to the main tv channels. The following tables were published in the winter issue of *Airwaves*, the IBA's quarterly journal (no mention was made of cable tv):

TABLE 1
The nature of offensive programme content

	1986 %	1987 %	1988 %	1989 %
ITV				
Not offended by channel				
Offended by				
Bad language	65	64	69	65
Violence	22	21	18	20
Sex	16	21	16	15
BBC1				
Not offended by channel				
Offended by				
Bad language	69	69	71	69
Violence	19	18	15	18
Sex	15	17	14	12
BBC2				
Not offended by channel				
Offended by				
Bad language	88	88	87	81
Violence	6	7	8	10
Sex	5	5	7	6
Channel 4				
Not offended by channel				
Offended by				
Bad language	83	81	81	73
Violence	11	12	13	15
Sex	8	9	9	9

Respondents could name more than one type of offensive material, percentages based on all television viewers

TABLE 4
Perceptions of satellite television channels

	1988 %	1989 Not seen satellite %	1989 Seen satellite %
Better quality than present TV	31	20	35
Same quality as present TV	27	16	23
Worse quality than present TV	30	36	32
Don't know	13	28	9

Base: All those who had heard of satellite TV

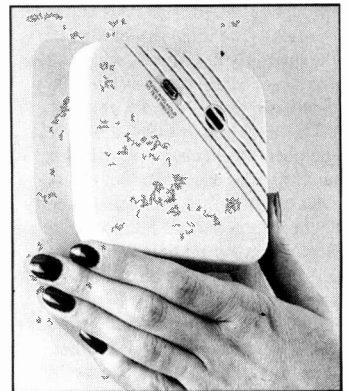
NEW SMOKE ALARMS

Black and Decker have introduced a new range of smoke alarms which are much more compact and have been completely restyled to a more appealing design.

The alarms have a test button, an led power indicator, and are battery powered. The basic alarm is suitable for use all around the home. The kitchen alarm is suitable for any room where cooking takes place, and has a temporary silencer to stop it from reacting to cooking vapours by reducing its sensitivity level for 15 minutes. The escape route alarm is for sitting in hallways and landings, and has an additional feature, high intensity intermittent beam which, when activated, indicates the escape route.

The three alarms are priced at £9.99, £12.99 and £14.99, respectively.

For further information contact your local **Black and Decker** stockist, or Barbara Attenborough Associates, Dumbarton House, Oxford Street, London W1N 9LA. Tel: 01-631 4926



INVENTION COMPETITION


For the third successive year Toshiba is sponsoring the national Year of Invention competition which offers prizes valued in excess of £100,000. Administered by the Design Council, the competition aims to encourage and stimulate new inventions, talent and ideas which will result in long term benefits for Britain.

For further information telephone Catherine Miller, Nelson Bostock Communication on 01-229 4400.

POINTS ARISING

Modem (Feb 90)

The author has clarified a number of points that have arisen. Please send an sae for the list of answers.



SPEEDY STRIPPING

Ideal for any small business which caters for electronic assembly is the new range of wire strippers from Series 4.

The Isomap range of strippers will strip both enamelled and thermoplastic insulations and can be hand held or bench mounted as required. The tools utilise a precision balanced rotary blade stripping head with a finite depth adjustment to strip thermoplastic, teflon and fibreglass insulations up to 1.4mm outside diameter, and round enamel insulation up to 9mm outside diameter. A wire brush head attachment is also available for the largest unit in the range to strip rectangular enamel wire.

The two larger units have a built in speed control so that they can be plugged directly into a mains supply. All units are available in both 110V and 240V.

For further information contact **Series 4 Ltd**, PO Box 112, Southampton, Hants, SO9 7NN. Tel: 0703 474581.

VERSATILE FILTERS

As the frequencies of vhf, uhf and microwave equipment have increased, so the demand for higher frequency filters has grown.

Conventional l/c filters are restricted by the low capacitance and inductance values necessary, while the relative inflexibility of piezo-electric devices makes them similarly impractical.



Overcoming these restrictions is a versatile selection of Toko helical filters now being marketed by Cirkit. Their design incorporates a single layer helix winding on a low-loss former enclosed in a highly conductive shield, with one end of the winding terminated to the shield (grounded) and the other end open circuit. Models range from 100MHz to 1.5GHz, all combining low insertion loss and excellent tunability, in a choice of low-profile 5mm units which are ideal for portable equipment, and 7mm CB/HR ranges which offer superior flexibility.

A comprehensive selection of frequencies are available, with many values held in stock for immediate delivery. All helical filters are also available custom made to individual user requirements, subject to minimum quantities.

For further information contact **Cirkit Distribution Ltd**, Park Lane, Broxbourne, Herts, EN10 7NQ. Tel: 0992 444111.

FRIENDLIER TELECOM

The final link in a unique computer system was recently put in place in London. The system is the largest of its kind in the world and is designed to give a friendlier and speedier service to British Telecom customers throughout the UK.

BT's Customer Service System (CSS) is a fully integrated, screen based system which gives staff who deal with customer orders, billing or fault enquiries, access to a much wider range of information than before. It means that even complex enquiries can usually be dealt with while the customer is still on the line. In time, customers will deal with just one unit for the majority of their telecoms needs, improving response time and quality of service.

The opening of the CSS centre at Ealing brought the last of 27 district CSS centres officially into operation, completing the nationwide implementation to give all BT's 24 million customers a better and faster service.

CHIP COUNT

NEW FLIP-FLOPS

The term *metastability* may be an unfamiliar one to some readers, but its effects can cause considerable problems for designers of asynchronous systems. Philips have now released four new integrated circuits which are immune to the condition.

Metastability is a phenomenon which occurs usually in asynchronous systems when set-up or hold times for a flip-flop are violated. When this occurs the flip-flop will settle in a 'metastable' state somewhere between the two stable states (logic high and logic low). It will stay like this until knocked up or down by noise. While the flip-flop is metastable the output 'glitches', a major problem for designers of high performance systems.

The first two flip-flop types from Philips are the 74F5074 and 74F5079. They are metastable-immune versions of the popular D-type and JK flip-flops 74F74 and 74F109. They are also considerably faster with an F_{max} of 150MHz.

The other new types are dual D-type flip-flops, 74F50728 and 74F50729. In the 74F50728 the flip-flops are cascaded, whilst the 74F50729 is a metastable-immune version of the popular 74F5074 with clocked Set and Reset.

All four ics have a guaranteed output-to-output skew of less than 1.5ns. They represent a considerable technical advance which will not only simplify system design but will also lead to greater improvements in reliability.

ULTRA-LOW POWER SRAMS

The static random access memories (sram) in the new FCB61C65 series are the first of their type to be offered by Philips. They feature ultra-low power consumption of only 1uA, both in the 5V standby mode and the battery back-up mode, while in the active mode the power consumption is 70mA. (PE wishes that manufacturers would find ways of reducing the active mode power consumption of rams as well: 70mA from a small battery in handheld equipment is a severe penalty.) The family comprises normal and low power variants as well as versions offering speeds of 70ns and 55ns.

Double-metal 1.2um technology, together with cmos 6-transistor memory cells, accounts for the new sram's very low standby power consumption, stability at low supply levels (under 2V), low sensitivity to alpha particles and wide temperature range.

All devices in the FCB61C65 family operate from a single 5V power supply and have inputs and outputs that are ttl and cmos compatible. Two chip enable pins are provided to give maximum flexibility, easy memory expansion and control in the standby mode.

The address activated devices feature combined data input and output interfaces and can also be tri-state controlled with a separate output-enable pin.

MINI STAND-UP POWER RESISTORS

The new miniature wirewound SMW02/3/5 series resistors from Philips are supplied in a 'stand-up' configuration which gives them a high heat dissipation factor for their size. Their power ratings are 2W, 3W and 5W respectively, and resistance values are 0.1 ohm to 560 ohms in the E24 series.

The core of these new stand-up resistors is a single layer wire winding on a ceramic rod. Metal end caps with copper-clad iron leads complete the basic construction. This entire assembly is then encapsulated in a rectangular ceramic base which is non-flammable and will not melt, even at high overloads. The encapsulating material is also resistant to most cleaning solvents.

The short pins are spaced at 5mm centres. The resistors are all marked with type, power dissipation, resistance value, tolerance and production week code.


MANUFACTURER'S ADDRESS

Philips Components Ltd, Mullard House, Torrington Place, London WC1E 7HD. Tel: 01-580 6633.

Automated production is the key to success in the consumer electronics industry. When tuned to perfection it reduces costs and ensures consistent quality. I wonder how many people fully appreciate the extent to which Japanese industry has automated the mass production of precision electronics, and mechanics.

At JVC's factory at Yokohama a row of 63 robots assembles video camcorders. Each robot has arms that take just eight seconds to carry out two quite separate operations before the parts move on a conveyor belt down to the next robot. Humans are employed to run up and down the conveyor belt, freeing any jams that occur, for instance when a robot arm misses its target - thereby sounding an alarm and red light. Only one human being is employed to sit on the production line, and work alongside the robots. She adjusts variable component settings. She has such sensitive fingers that JVC has not yet been able to devise a machine to do her job.

Both JVC and its rival TDK make video tape cassettes, with virtually nothing touched



automatically. All these machines run 24 hours a day, unattended during two shifts. The only workers on site then are security staff who are forbidden to touch the machinery, other than to turn it off in an emergency. Together the machines make a million video heads a month. The coil for the head is wound by machine, 24 turns of wire 40 microns thick, thinner than a human hair.

The fly in the ointment is that even the ever-obliging Japanese consumer is now rebelling against the obligation to buy for the sake of buying. In 1970 35% of the production from the Japanese electronics industry was aimed at the consumer; in 1975 it was 31%, in 1985 it was 26%, in 1988 it was 22% and last year was dipping to near 20%.

There is no clear sign yet of any home entertainment product which will fill the gap left by saturation of the market for home video.

This is why Japanese consumer electronics companies are diversifying. It was Matsushita which coined the new phrase, "human electronics" to cope with the

CONSUMING JAPANESE

by human hand. Anyone who has tried to take a video cassette apart and re-assemble it will recognise the challenge of fully automated assembly. In each company's factory robot trucks follow electric control tracks buried in the floor to transport the parts from one workstation to another and more robots assemble the cassettes. Almost nothing is touched by human hand.

JVC's parent Matsushita (maker of Panasonic and Technics equipment) has factories which are arguably the most automated in the world. Japanese television station NHK recently made a documentary about automation, taking Matsushita's new factory complex at Sendai as the model example. Sendai is where Matsushita builds and experiments with robots on the production line. When the technology is proven, more of the same robots are built and sent to other factories around the world - Matsushita has 69 factories in 28 countries outside Japan. On the NHK programme, a Matsushita manager made a significant admission.

"We have built factories in countries like Singapore, where labour is cheap. But now labour costs are rising. So we have to export equipment to automate the production line if we are to remain competitive".

In Matsushita's factory at Ibaraki near Osaka eight production lines each make up to 1000 tv sets a day. Most of the lines are staffed entirely by machines, with articulated arms which do the job of human hands. Human supervisors stand to attention watching the machines work, ready to run across the factory floor whenever a red light flashes the alarm that a machine has a developed a fault, usually by fumbling the

BY BARRY FOX
Winner of the
UK Technology Award

Despite widespread automation, the Japanese consumer industry is beginning to feel the pinch.

insertion of a component into a socket. Between 75% and 80% of the factory processes are now fully automated. It remains cheaper for humans to handle large and awkwardly shaped components.

Mitsubishi's tv and video factories at Kyoto are similarly automated. Over the factory floor, a large sign encourages the humans employed to tend the machines to "Respond quickly with all our hearts to achieve our targets".

Matsushita's video factory, in the mountains near Okayama, can produce 110,000 "table top" video recorders and 150,000 camcorders every month. There are now around 3,000 components in a table-top video recorder, and 4,000 in a camcorder. The factory has automated machines to make the high precision video head drums needed by every recorder, selling them also to other companies around the world.

The drum is made from aluminium and is machined to size, with 2 micrometre accuracy, completely automatically. Other machines make the tiny video heads and fit them to the drums, again completely

blurring line between consumer and industrial products. Mass production and integration of complex circuits onto microchips brings the price of computers and facsimile machines down and makes them small enough to find space in the home. Western computer companies are now obliged to sub-contract the manufacture of portables to Japan. No Western manufacturer makes fax machines.

By moving deeper into the production of raw components, especially integrated circuits, the consumer companies win a stranglehold over the West. The Japanese production lines in the West import components from home base, pleading the inadequate quality of local supplies. Chips are now incorporated in everything from toasters to bombs; there is a semiconductor in every piece of electronic equipment.

When Akio Morita, founder of Sony recently helped write a Japanese-language tract, *The Japan That Can Say No*, he upset the US public only by stating the obvious - that the Pentagon's missiles rely on Japanese microchips for their guidance systems.

Those with foresight are asking whether the West has any place in the future of electronic manufacture, other than as production line fodder.

The dark truth is that Japanese manufacturers have so far built only factories in the West, and exported low grade production line work. Western governments live in hope that Japan will start to export research facilities, and thereby create job opportunities for graduate scientists and engineers. This is likely to remain a cuckoo land dream.

PI

It seems likely that if I were to take a poll of those who read the cautionary feature regarding electric blankets, later on in this issue, I would find very mixed reactions, from downright alarmed to highly sceptical.

For many years, of course, we have been aware of the possibility of health problems arising from close and extended exposure to powerful electromagnetic fields. The CEBG has been researching that situation since 1978. I must admit, though, that at present I side with the sceptics, and doubt the immediacy of having to rearrange my life to exclude proximity to low power magnetic fields.

If there is validity to the assertion of some American researchers, we shall eventually hear more about it. Maybe then we shall need to make changes, but in the meantime, I can't believe that a bit more exposure to the magnetic fields we have been living with for decades can do much more harm. Perhaps, though, the Curies said the same about x-ray emissions, and we all know how wrong that assumption was proved to be. I suspect I can also hear cries of indignation from some quarters: "But you're not very young, nor very old, nor very sick, nor very pregnant!" True, and I accept that we must always cater for those more frail than the majori-

PRACTICAL ELECTRONICS



BLISS OR BLIGHT?

ty, but I believe that, in general, life is more robust than fragile.

There are several levels on which the American research allegation should, perhaps, be judged. First, the consumer law in America is far more stringent than that in Britain. US manufacturers and suppliers are under far more risk of prosecution for defects or hazards relating to their products and services. The financial penalties involved can be huge. It's therefore incumbent upon American companies to ensure that they minimise the risk of being accused of negli-

gence. Thus, at the merest hint of something becoming potentially a danger to the public, and however remote the possibility, action has to be taken and the situation fully publicised. There have been many instances of hazard alarms being raised in America over things which have subsequently turned out to be benign. It's true, of course, that the opposite has also been the case, to the benefit of society once the situation was known and remedied.

I have also formed the impression that, perhaps because of the above, American researchers test products to excessive limits, well beyond those which other researchers might consider to be appropriate to normal circumstances. Maybe if anything is tested to extreme limits it can be proved to be harmful. There are circumstances in which even oxygen, without which we would suffocate, can be a breathing hazard, as any trained diver will tell you. There will always be differences of opinion between experts on what constitutes normal and excessive circumstances. We each should be aware of the opposing opinions and draw our own conclusions on risk potentials.

Over the last few years we have been made aware of many areas of

Continued on page 41

Editor:

John Becker

Sub-Editor:

Helen Armstrong

Technical Illustrator:

Derek Gooding

Advertisement Executive:

David Bonner

Production Manager:

David Hewett

Office Manager:

Tim Lyster

Publisher:

Angelo Zgorelec

Practical Electronics,
Intra House, 193 Uxbridge Road,
London W12 9RA
Tel: 01-743 8888
Telecom Gold: 87: SQQ567
Fax: 01-743 3062

Readers' Enquiries

All editorial correspondence should be addressed to the editor and **any letters requiring a reply should be accompanied by a stamped addressed envelope, or equivalent payment.**

We regret that lengthy technical enquiries cannot be answered over the phone.

Advertisements

The Publishers of PE take reasonable precautions to ensure that advertisements published in the magazine are genuine, but we cannot take any responsibility in respect of statements or claims made by advertisers. The Publishers also cannot accept any liability in respect of goods not being delivered or not working properly.

© Intra Press 1990. Copyright in all drawings, photographs and articles published in PRACTICAL ELECTRONICS is fully protected, and reproduction or imitations in whole or in part are expressly forbidden. All reasonable precautions are taken by PRACTICAL ELECTRONICS to ensure that the advice and data given to readers is reliable. We cannot, however, guarantee it, and we cannot accept legal responsibility for it. Prices quoted are those current as we go to press. All material is accepted for publication on the express understanding that the contributor has the authority to permit us to do so. ISSN 0032-6372

PE Services

SUBSCRIPTIONS - Annual subscription rates are £18.00 for the U.K. or £21.00 overseas (Air mail overseas is £39.00). Please send your cheques (payable to Intra Press), payment by Visa or Access also accepted, to: Practical Electronics, Subscription Dept., P.O. Box 500, Leicester LE99 0AA. Telephone: 0858 410510 (ask for Practical Electronics Subscriptions).

BACK ISSUES - We still have a limited number of the back issues from the last three years available (Certain issues from earlier years are also available, but check before ordering). Price £1.75 - overseas £2.00 (inclusive of postage). Orders should be sent to our editorial address.

BINDERS - to hold 12 issues of PE are also available from our editorial address. Price £5.95 (overseas £6.95 - surface mail). Post included.

BOOK SERVICE - see the Book Service advertisement in the magazine.

PCB SERVICE - details inside.

Cover Illustration:
Ed Davis

Please mention **Practical Electronics** when contacting advertisers


TTL'S				74LS SERIES				LINEAR ICs				CPUs				RAMs				CRYSTALS				INTERFACES/ICS			
74LS SERIES				74LS500				74LS500				74LS500				74LS500				74LS500				74LS500			
7400	0.30	74LS00	0.24	74LS501	0.24	74LS545	1.80	4555	0.36	AD7575	12.00	LM748	0.30	TDA2002	3.25	8088	10.00	2016-150	4.00	32 768kHz	1.00	AD561J	20.00				
7401	0.30	74LS01	0.24	74LS502	0.24	74LS546	1.20	4556	0.50	ADC0808	11.80	LM1011	11.80	80809E	12.00	2016-150	4.00	1.8432 MHz	2.25	AD5781	11.90						
7402	0.30	74LS02	0.24	74LS503	0.24	74LS547	1.80	4557	2.40	AM2901	25.00	LM1014	1.50	8035	3.50	2107B	5.00	2.00 MHz	2.25	ADC3806	25.00						
7403	0.30	74LS03	0.24	74LS504	0.24	74LS548	1.00	4560	1.40	AN103	2.00	LM1801	3.00	8039	4.20	2111A 35	4.00	2.00 MHz	2.25	AM25S10	3.50						
7404	0.36	74LS04	0.24	74LS505	0.24	74LS549	1.00	4566	1.40	AY15050	1.00	LM1830	2.50	80C39	7.00	2114	1.50	2.4570 MHz	2.50	AM25LS251	3.50						
7405	0.36	74LS05	0.24	74LS506	0.24	74LS550	7.00	4568	2.40	AY3810	4.50	LM1871	3.00	8008A	7.50	2117	4.00	3.12 MHz	1.75	AM25LS258	3.50						
7406	0.40	74LS06	0.24	74LS507	0.24	74LS551	25.00	4569	1.70	AY3810B	4.50	LM1872	3.00	8008A	7.50	2118	2.50	2.5 MHz	2.50	AM25LS32	1.20						
7407	0.40	74LS07	0.24	74LS508	0.24	74LS552	25.00	4572	0.45	AY3812	5.00	LM1886	6.00	8015	9.00	2118 15	2.00	3.12 MHz	1.75	AM25LS32	1.20						
7408	0.30	74LS08	0.24	74LS509	0.24	74LS553	3.50	4583	0.90	CA3019A	1.00	LM1889	4.50	8025	27.00	2119	4.00	4.43 MHz	1.50	AM7910DC	25.00						
7409	0.30	74LS09	0.24	74LS510	0.24	74LS554	2.25	4584	0.48	CA3028A	1.10	LM1917	3.00	8025	27.00	2120	2.00	4.00 MHz	2.50	D7002	6.00						
7410	0.30	74LS10	0.24	74LS511	0.24	74LS555	2.25	4585	0.60	CA3046	0.70	LM1917	3.00	8025	27.00	2120 15	1.50	4.00 MHz	2.50	AM25LS31	28.00						
7411	0.30	74LS11	0.24	74LS512	0.24	74LS556	2.00	4411	7.50	CA3060	3.50	LM3909N	1.00	8027-8	£15	4164-15	1.50	4.194 MHz	1.50	AM7913DC	25.00						
7412	0.30	74LS12	0.24	74LS513	0.24	74LS557	3.00	4412	7.50	CA3080E	0.70	LM3911	1.60	8028	£15	4332-20	3.50	4.608 MHz	2.50	D83691	3.50						
7413	0.30	74LS13	0.24	74LS514	0.24	74LS558	2.50	14419	2.50	CA3089E	0.60	LM3912	1.60	8028-10	£175	4332-20	3.50	4.608 MHz	2.50	DBP304	3.50						
7414	0.36	74LS14	0.24	74LS515	0.24	74LS559	2.00	14420	2.50	CA3090A	3.75	LM3916	3.40	8028-10	£175	4332-20	3.50	4.608 MHz	2.50	DS8830	1.40						
7415	0.36	74LS15	0.24	74LS516	0.24	74LS560	3.00	14421	2.50	CA3090A	3.75	LM3916	3.40	8028-10	£175	4332-20	3.50	4.608 MHz	2.50	DS8832	1.50						
7416	0.36	74LS16	0.24	74LS517	0.24	74LS561	3.00	14422	2.50	CA3090A	3.75	LM3916	3.40	8028-10	£175	4332-20	3.50	4.608 MHz	2.50	DS8833	2.25						
7417	0.36	74LS17	0.24	74LS518	0.24	74LS562	3.00	14423	2.50	CA3090A	3.75	LM3916	3.40	8028-10	£175	4332-20	3.50	4.608 MHz	2.50	DS8834	2.25						
7418	0.36	74LS18	0.24	74LS519	0.24	74LS563	3.00	14424	2.50	CA3090A	3.75	LM3916	3.40	8028-10	£175	4332-20	3.50	4.608 MHz	2.50	DS8835	2.25						
7419	0.36	74LS19	0.24	74LS520	0.24	74LS564	3.00	14425	2.50	CA3090A	3.75	LM3916	3.40	8028-10	£175	4332-20	3.50	4.608 MHz	2.50	DS8836	2.25						
7420	0.36	74LS20	0.24	74LS521	0.24	74LS565	3.00	14426	2.50	CA3090A	3.75	LM3916	3.40	8028-10	£175	4332-20	3.50	4.608 MHz	2.50	DS8837	2.25						
7421	0.36	74LS21	0.24	74LS522	0.24	74LS566	3.00	14427	2.50	CA3090A	3.75	LM3916	3.40	8028-10	£175	4332-20	3.50	4.608 MHz	2.50	DS8838	2.25						
7422	0.36	74LS22	0.24	74LS523	0.24	74LS567	3.00	14428	2.50	CA3090A	3.75	LM3916	3.40	8028-10	£175	4332-20	3.50	4.608 MHz	2.50	DS8839	2.25						
7423	0.36	74LS23	0.24	74LS524	0.24	74LS568	3.00	14429	2.50	CA3090A	3.75	LM3916	3.40	8028-10	£175	4332-20	3.50	4.608 MHz	2.50	DS8840	2.25						
7424	0.36	74LS24	0.24	74LS525	0.24	74LS569	3.00	14430	2.50	CA3090A	3.75	LM3916	3.40	8028-10	£175	4332-20	3.50	4.608 MHz	2.50	DS8841	2.25						
7425	0.36	74LS25	0.24	74LS526	0.24	74LS570	3.00	14431	2.50	CA3090A	3.75	LM3916	3.40	8028-10	£175	4332-20	3.50	4.608 MHz	2.50	DS8842	2.25						
7426	0.36	74LS26	0.24	74LS527	0.24	74LS571	3.00	14432	2.50	CA3090A	3.75	LM3916	3.40	8028-10	£175	4332-20	3.50	4.608 MHz	2.50	DS8843	2.25						
7427	0.36	74LS27	0.24	74LS528	0.24	74LS572	3.00	14433	2.50	CA3090A	3.75	LM3916	3.40	8028-10	£175	4332-20	3.50	4.608 MHz	2.50	DS8844	2.25						
7428	0.36	74LS28	0.24	74LS529	0.24	74LS573	3.00	14434	2.50	CA3090A	3.75	LM3916	3.40	8028-10	£175	4332-20	3.50	4.608 MHz	2.50	DS8845	2.25						
7429	0.36	74LS29	0.24	74LS530	0.24	74LS574	3.00	14435	2.50	CA3090A	3.75	LM3916	3.40	8028-10	£175	4332-20	3.50	4.608 MHz	2.50	DS8846	2.25						
7430	0.36	74LS30	0.24	74LS531	0.24	74LS575	3.00	14436	2.50	CA3090A	3.75	LM3916	3.40	8028-10	£175	4332-20	3.50	4.608 MHz	2.50	DS8847	2.25						
7431	0.36	74LS31	0.24	74LS532	0.24	74LS576	3.00	14437	2.50	CA3090A	3.75	LM3916	3.40	8028-10	£175	4332-20	3.50	4.608 MHz	2.50	DS8848	2.25						
7432	0.36	74LS32	0.24	74LS533	0.24	74LS577	3.00	14438	2.50	CA3090A	3.75	LM3916	3.40	8028-10	£175	4332-20	3.50	4.608 MHz	2.50	DS8849	2.25						
7433	0.36	74LS33	0.24	74LS534	0.24	74LS578	3.00	14439	2.50	CA3090A	3.75	LM3916	3.40	8028-10	£175	4332-20	3.50	4.608 MHz	2.50	DS8850	2.25						
7434	0.36	74LS34	0.24	74LS535	0.24	74LS579	3.00	14440	2.50	CA3090A	3.75	LM3916	3.40	8028-10	£175	4332-20	3.50	4.608 MHz	2.50	DS8851	2.25						
7435	0.36	74LS35	0.24	74LS536	0.24	74LS580	3.00	14441	2.50	CA3090A	3.75	LM3916	3.40	8028-10	£175	4332-20	3.50	4.608 MHz	2.50	DS8852	2.25						
7436	0.36	74LS36	0.24	74LS537	0.24	74LS581	3.00	14442	2.50	CA3090A	3.75	LM3916	3.40	8028-10	£175	4332-20	3.50	4.608 MHz	2.50	DS8853	2.25						
7437	0.36	74LS37	0.24	74LS538	0.24	74LS582	3.00	14443	2.50	CA3090A	3.75	LM3916	3.40	8028-10	£175	4332-20	3.50	4.608 MHz	2.50	DS8854	2.25						
7438	0.36	74LS38	0.24	74LS539	0.24	74LS583	3.00	14444	2.50	CA3090A	3.75	LM3916	3.40	8028-10	£175	4332-20	3.50	4.608 MHz	2.50	DS8855	2.25						
7439	0.36	74LS39	0.24	74LS540	0.24	74LS584	3.00	14445	2.50	CA3090A	3.75	LM3916	3.40	8028-10	£175	4332-20	3.50	4.608 MHz	2.50	DS8856	2.25						
7440	0.36	74LS40	0.24	74LS541	0.24	74LS585	3.00	14446	2.50	CA3090A	3.75	LM3916	3.40	8028-10	£175	4332-20	3.50	4.608 MHz	2.50	DS8857	2.25						
7441	0.36	74LS41	0.24	74LS542	0.24	74LS586	3.00	14447	2.50	CA3090A	3.75	LM3916	3.40	8028-10	£175	4332-20	3.50	4.608 MHz	2.50	DS8858	2.25						
7442	0.36	74LS42	0.24	74LS543	0.24	74LS587	3.00	14448	2.50	CA3090A	3.75	LM3916	3.40	8028-10	£175	4332-20	3.50	4.608 MHz	2.50	DS8859	2.25						
7443	0.36	74LS43	0.24	74LS544	0.24	74LS588	3.00	14449	2.50	CA3090A	3.75	LM3916	3.40	8028-10	£175	4332-20	3.50	4.608 MHz	2.50	DS8860	2.25						
7444	1.10	74LS75	0.35	74LS545	0.24	74LS589	3.00	14450	2.50	CA3090A	3.75	LM3916	3.40	8028-10	£175	4332-20	3.50	4.608 MHz	2.50	DS8861	2.25						
7445	0.70	74LS76	0.36	74LS546	0.24	74LS590	3.00	14451	2.50	CA3090A	3.75	LM3916	3.40	8028-10	£175	4332-20	3.50	4.608 MHz	2.50	DS8862	2.25						
7446A	1.00	74LS78	0.36	74LS547	0.24	74LS591	3.00	14452	2.50	CA3090A	3.75	LM3916	3.40	8028-10	£175	4332-20	3.50	4.608 MHz	2.50	DS8863	2.25						
7447A	1.00	74LS78A	0.36	74LS548	0.24	74LS592	3.00	14453	2.50	CA3090A	3.75	LM3916	3.40	8028-10	£175	4332-20	3.50	4.608 MHz	2.50	DS8864	2.25						
7448	1.00	74LS85	0.75	74LS549	0.24	74LS593	3.00	14454	2.50	CA3090A	3.75	LM3916	3.40	8028-10	£175	4332-20	3.50	4.608 MHz	2.50	DS8865	2.25						
7449	0.36	74LS86	0.35	74LS550	0.24	74LS594	3.00	14455	2.50	CA3090A	3.75	LM3916	3.40	8028-10	£175	4332-20	3.50	4.608 MHz	2.50	DS8866	2.25						
7450	0.36	74LS86	0.35	74LS551	0.24	74LS595	3.00	14456	2.50	CA3090A	3.75	LM3916	3.40	8028-10	£175	4332-20	3.50	4.608 MHz	2.50	DS8867	2.25						
7451	0.35	74LS87	0.35	74LS552	0.24	74LS596	3.00	14457	2.50	CA3090A	3.75	LM3916	3.40	8028-10	£175	4332-20	3.50	4.608 MHz	2.50	DS8868	2.25						
7452	0.35	74LS88	0.35	74LS553	0.24	74LS597	3.00	14458	2.50	CA3090A	3.75	LM															

SPECIAL SUBS OFFER!

**SAVE!
SAVE!
SAVE!**

**SUBSCRIBE TO PE
AT THE OLD PRICE:
12 MONTH'S SUBSCRIPTION
FOR ONLY ~~£18~~ £15
(OVERSEAS ~~£21~~ £18)**

**PLUS:
EXTRA SPECIAL OFFER
TO TEACHERS AND STUDENTS
12 MONTH'S SUBSCRIPTION
FOR ONLY ~~£18~~ £13.50**



(Teachers and students please enclose proof of status, eg headed notepaper from school, college, etc.)

If you already subscribe to PE you can take advantage of this special offer by extending your existing subscription - please advise your current subscription number or say from which month you want your subs to run.

You may send a photocopy of this form.

Yes please PE, put me on course to a hi-tech future: Enrol me on your priority subscription list and send me 12 issues for the following special price:

£15

£18 (overseas)

£13.50 (student/teacher)

Proof of my student/teacher status is attached.

I wish my subs to start from the earliest possible issue

I wish to extend my existing subscription for a further 12 months commencing with the issue dated

Please send my monthly copy of PE to:
Name and address

.....
.....
.....

Post Code

I enclose a cheque / postal order


Please charge to my Access / Visa card number

Send this form to: Practical Electronics
Subscriptions, 193 Uxbridge Road, London
W12 9RA

**Kevin Browne
presents
an RS232 universal
eprom program-
ming unit based
around an 8748
microcontroller.**

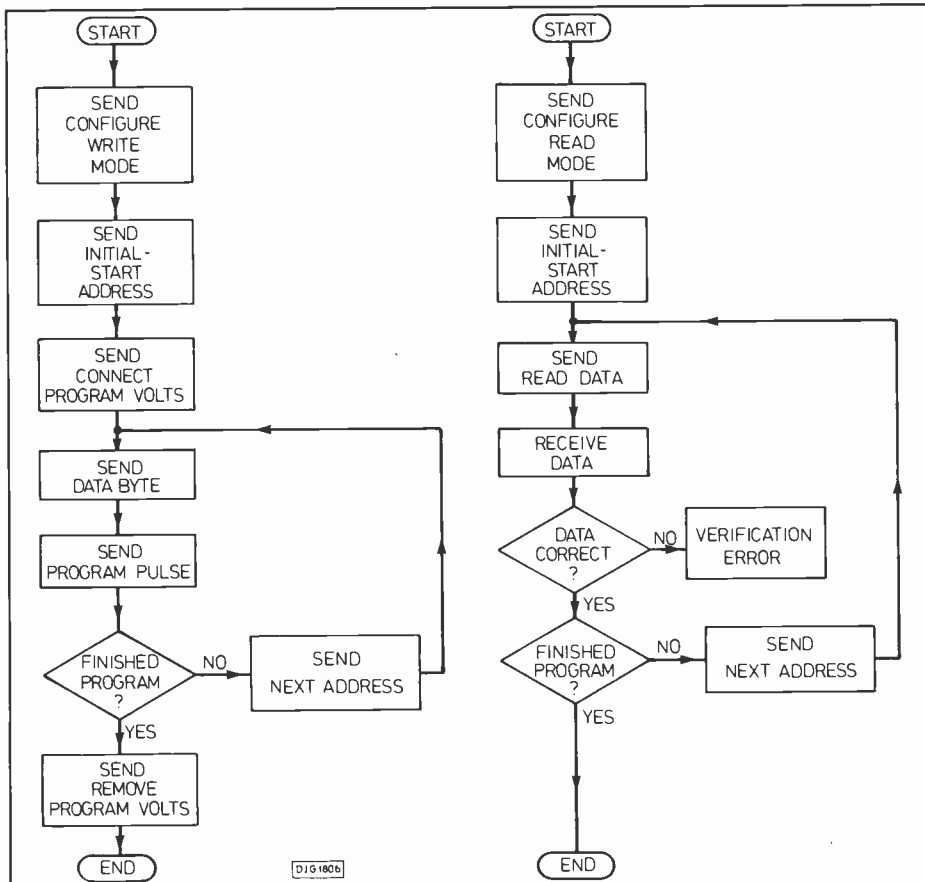
The basic facilities of the eprom programmer unit described here are as follows:

1. Compatibility with any type of computer.
2. Totally self-contained, requiring no power from the host computer.
3. The ability to program many different types of eprom including eprom microcontrollers such as the 8748.
4. The host computer software is kept as simple as possible.
5. The ability to program a single byte as well as an entire eprom.



The author's prototype eprom programmer.

EPROM POLY-PROGRAMMER



To provide these facilities, I designed the programmer to look, at least as far as a computer is concerned, like a printer. That is, for it to be connected to the printer port of the computer and to 'print' data to the eprom device. I chose the RS232 type interface as opposed to the Centronics type for two basic reasons. Firstly, most computers have an RS232 interface fitted as standard, and secondly, only seven connections are required to the host computer for full RS232 working, therefore the programmer can be connected to the computer with a standard printer lead.

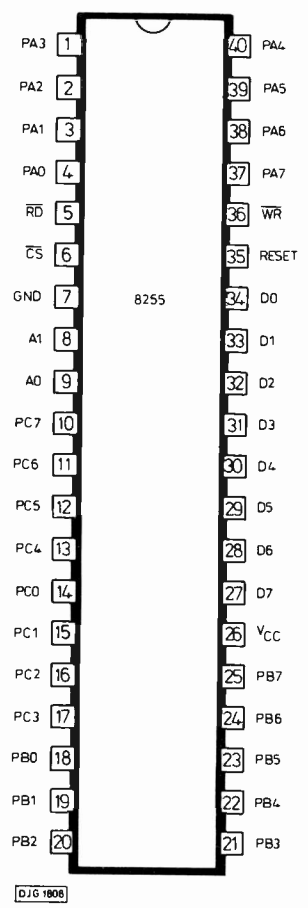
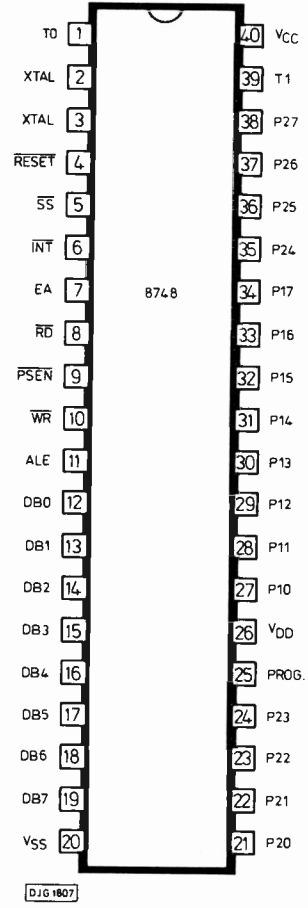
SYSTEM OVERVIEW

The internal operation of the unit is controlled by an Intel 8748 single chip microcontroller. This ic is responsible for receiving the RS232 data, decoding the information received and setting the appropriate address and data lines for the eprom being programmed. It is then responsible for connecting the programming voltages, timing the programming sequence and finally reading the programmed eprom and sending data back to the computer in RS232 format for verification.

A typical programming sequence is shown in Fig. 1.

Fig 1. Typical programming sequence.

Figs 2 and 3. Microcontroller 8748 and PIA 8255, respectively.



8748 MICROCONTROLLER

Microcontroller chips are complete microprocessor systems, consisting of ram (random access memory), rom (read only memory), cpu (central processing unit), i/o (input and output ports) and timer circuitry all contained in one integrated circuit.

The 8748 microcontroller chosen for this project has 64 bytes of ram, 1024 bytes of rom, 27 i/o lines and an integral timer. Its pin-outs are shown in Fig. 2. The microcontroller has to be programmed with the software program I've written especially for the project.

8255 PERIPHERAL INTERFACE ADAPTOR

To program eprom devices a large number of i/o lines are required. For example, a 27512 eprom requires 16 address lines, 8 data lines and a number of miscellaneous control lines. The 8748 microcontroller has only 27 i/o lines, insufficient to implement the RS232 interface (6 lines) and other miscellaneous functions. So a second ic, the 8255 pia (peripheral interface adaptor), which has a further 24 lines of i/o is added to the system. This is connected to the 8748 microcontroller by an 8 bit data bus and two address control lines. This brings the total i/o lines available to 41, of which 40 are actually used (ie. 8255 = 24, 8748 = 27 less 10 to control the 8255).

Fig. 3 shows the pin-outs and Fig. 4 tabulates the port allocations.

CIRCUIT OPERATION

A block diagram of the system is shown in Fig. 5 and the circuit diagrams are shown in Figs. 6 to 8.

1. System Start up/ Reset

When the programmer is first switched on, R1 and C6 provide delayed reset pulses. This allows time for the power supply to stabilise before initialising the microcontroller and the pia. IC7b buffers this reset pulse to provide a clean pulse to IC5, IC7a inverting the pulse for IC6.

Switch S101 is a non-locking push-to-make type which can be used to re-initialise the system, by momentarily discharging capacitor C6.

2. Option Switch Setting

The baud rate for the RS232 interface is fixed at 1200 baud, though a choice of parity checking protocols is available. The setting of the two di1 switches S1 and S2 indicates to the cpu the parity option required. These switches are connected to port inputs P15 and P16, the state of which is tested by the cpu on system initialisation. The ports have internal pull-up resistors, so the cpu reads logic 1 when a switch is open and logic 0 when a switch is closed. Fig. 9 details the various parity options available.

3. The RS232 Interface

An RS232 interface uses two voltage levels for transmission, +12V and -12V. These

Fig 4. Tabulated port allocations for the 8748 and 8255.

8748 PORT ALLOCATION			
Port 1		Port 2	
0 (27)	Aux control 0	0 (21)	8255 address 0
1 (28)	Aux control 1	1 (22)	8255 address 1
2 (29)	Aux control 2	2 (23)	Prog pulse 0 = pulse
3 (30)	Aux control 3	3 (24)	Prog mode 0 = prog
4 (31)	Error led 1=on	4 (35)	RS232 DTR
5 (32)	Option switch S2	5 (36)	RS232 XMD
6 (33)	Option switch S1	6 (37)	RS232 CTS
7 (34)	RS232 RTS	7 (38)	RS232 DSR
Bus		T1	
(12-19)	8255 data bus	T1 (39)	RS232 RXD

8255 PORT ALLOCATION					
Port A		Port B		Port C	
0 (4)	A8	0 (18)	AO	0 (14)	DO
1 (3)	A9	1 (19)	A1	1 (15)	D1
2 (2)	A10	2 (20)	A2	2 (16)	D2
3 (1)	A11	3 (21)	A3	3 (17)	D3
4 (40)	A12	4 (22)	A4	4 (13)	D4
5 (39)	A13	5 (23)	A5	5 (12)	D5
6 (38)	A14	6 (24)	A6	6 (11)	D6
7 (37)	A15	7 (25)	A7	7 (10)	D7

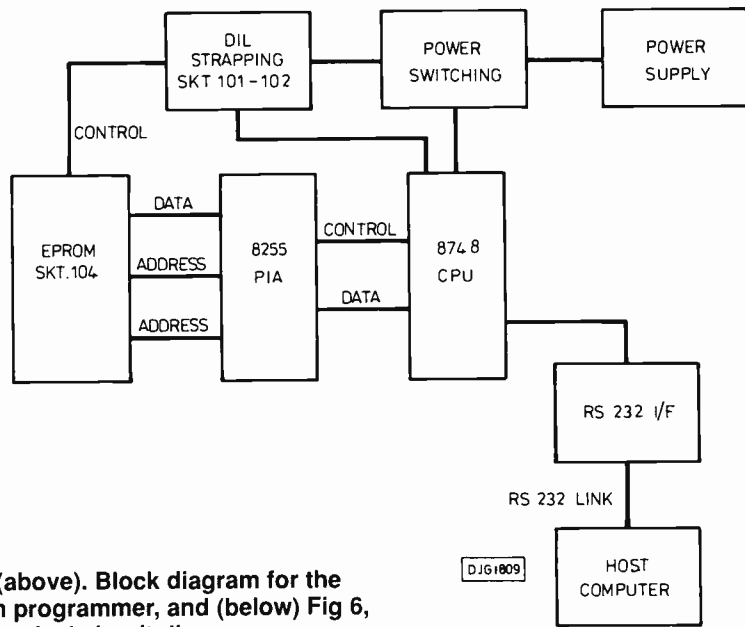


Fig 5 (above). Block diagram for the eprom programmer, and (below) Fig 6, the practical circuit diagram.

voltages are nominal, however, and any voltage between 3V and 15V is acceptable. The signal levels have to be converted to the more usual ttl logic levels of +5V and 0V for use by the 8748 microcontroller. IC8 converts the three RS232 input signals to ttl levels similarly, the three outputs are converted from ttl levels to a nominal by IC9.

One of these signals, the dtr (data terminal ready) is also used to control LED 102 via TR2 to provide a visual indication that the programmer is ready.

4. Clock Circuit

A 6.144 MHz crystal is used to provide the clock frequency for the operation of the cpu. It is also used to control the baud rate timing for the RS232 interface via the internal software program of the 8748 microcontroller.

5. 8255 PIA

The 8255 pia is formatted under software control from the microcontroller to provide three 8 bit i/o ports (used to provide the address and data bits for the eprom to the programmed). The microcontroller can

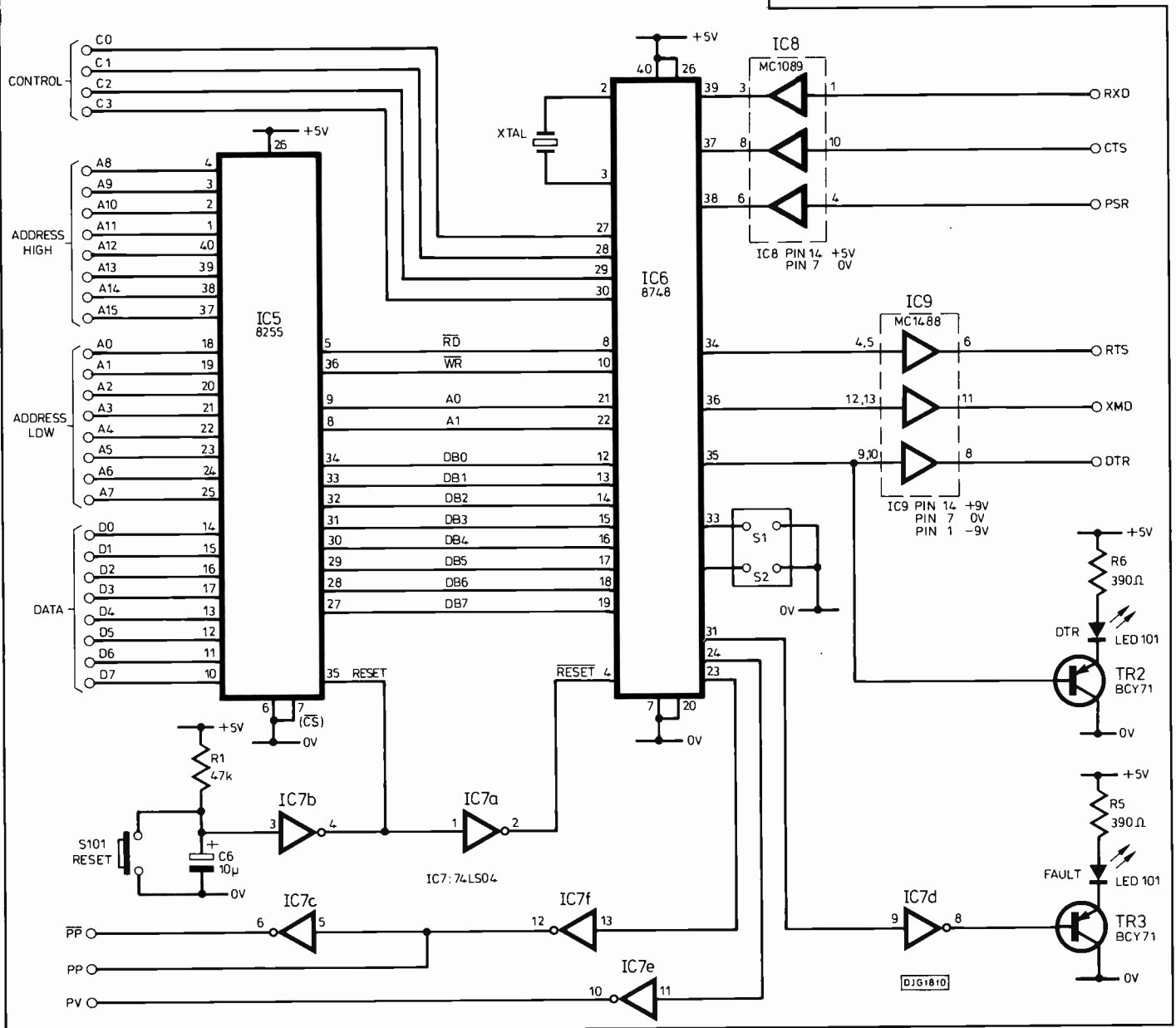
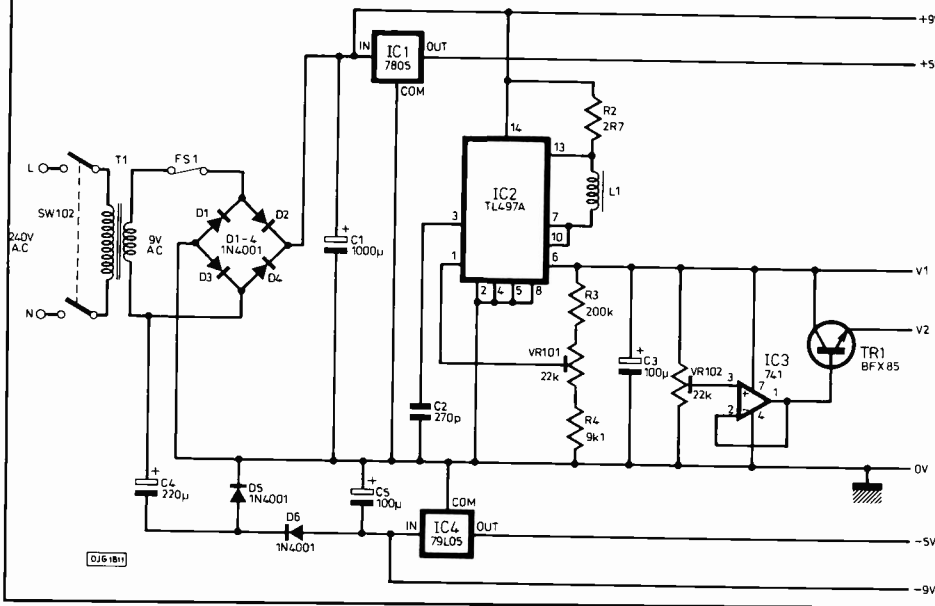




Fig 7. Power supply circuit.



provide an unregulated voltage of +9V to +12V. This voltage is used directly to supply the RS232 interface driver chip, and via IC1 to provide a regulated +5V for all the other logic functions within the programmer.

The unit has two variable programming voltage supplies (V1 and V2) for the various eeprom types to be programmed. Voltage V1 is a variable 9V to 30V supply generated by the switched mode circuit formed around IC2. VR101 is used for adjustment of this voltage, with R3 and R4 presetting the upper and lower limits. This voltage is then fed via TR4 which, in conjunction with TR5 allowing the eeprom programming voltage to be set by the microcontroller. The actual control for this switch can be obtained from a number of different sources, depending upon the strapping arrangements of SK101 and SK102.

A second programming voltage supply, V2, is made available by regulating voltage V1 by means of IC3 and TR1. The voltage is adjustable between zero and V1 by VR102. V2 can be used directly by the eeprom or taken via a second logic switch formed by TR6 and TR7, also depending upon the strapping of SK101 and SK102.

A -9V supply is required for the RS232 interface and is supplied via C4, C5, D5 and D6.

The regulated -5V supply is obtained from C4. The only use for this voltage is in the programming of 2708 eeproms.

address each port individually using two of its own i/o port bits (P20 and P21). The setting of these two bits, in conjunction with the read and write lines, control the flow of data between the pia and the microcontroller over the 8 bit interconnecting data bus.

6. Miscellaneous I/O Lines

A number of miscellaneous functions are provided by various i/o lines of the 8748 microcontroller:

Port P14 (pin 31) of the 8748 is used via IC7d and TR3 to control LED 101. This is the fault/error led used to provide indication of a system malfunction.

Port P22 (pin 23) of the 8748 is used as a programming pulse for the eeprom. The duration of the pulse is variable between 1 and 255ms, controlled by software. IC7f provides a buffer, and IC7c inverts the pulse to provide the negative-going transition required for some eeprom types.

Port P23 (pin 24) of the 8748 via IC7e is

used as read/write control for the eeprom being programmed.

Ports P10 to P12 (pins 27 to 29) provide three user controllable outputs. These signals are NOT buffered. They provide a high impedance logic a (80k) and source only 40uA. However, the logic 0 is of lower impedance and can sink up to 1mA. These outputs are provided for use as extra control signals in program such devices as single chip microcontrollers. Take care, when using these outputs, not to damage the microcontroller within the programmer.

Port P13 (pin 30) provides a user readable input line, and has an internal pull-up resistor of 80k. When using this port, further care must be taken not to damage the microcontroller with the programmer.

7. Power Supply

Transformer T1 provides 9V ac from the mains power. Diodes D1 to D4 form a bridge rectifier and in conjunction with capacitor C1

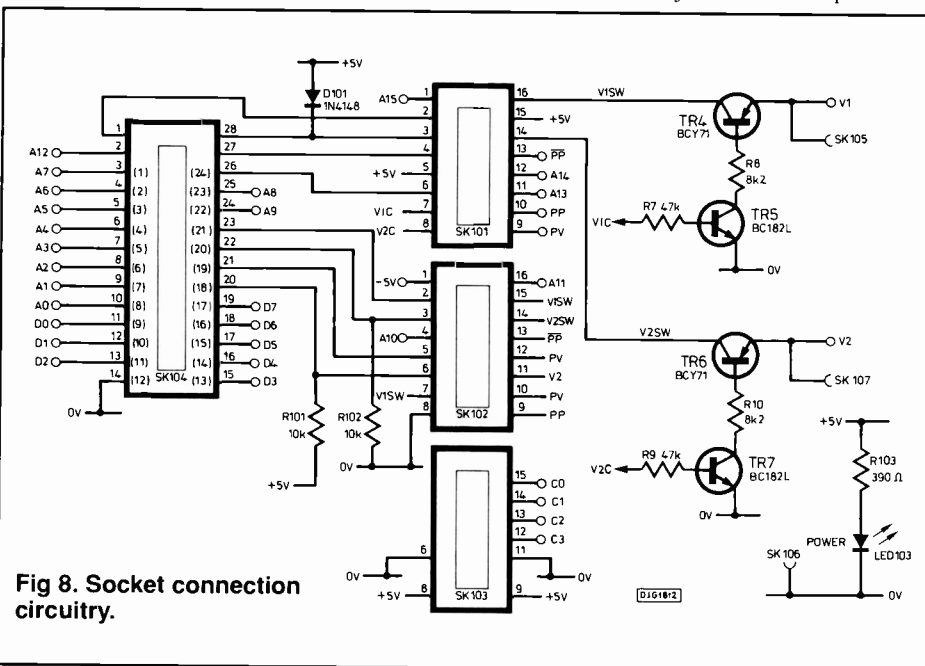


Fig 8. Socket connection circuitry.

CONSTRUCTION

1. The Main Circuit Board (Figs 10, 11)

Start with the smaller components, resistors, diodes, etc, and work through to the larger components. Sockets should be used for all the integrated circuits, but do not fit the ics into their sockets until after some preliminary testing. Inductor L1 is a home wound device. Twenty five turns of 22 swg enamelled copper wire must be wound tightly and neatly on to the coil former. The former, once placed inside the two sections of the pot core, can be secured to the pcb with a 6BA nut and bolt. Place a large washer on top of the inductor (see Fig.12) and clamp firmly to the pcb. The two coil ends can then be soldered in place.

2. Top Circuit Board (Figs 13, 14)

I have made the upper pcb in such a way as to form the top of the project box. The pcb track and component layouts will be shown next month. I recommend that this board be made from fibre glass for added strength. Before assembly of the board, I painted it with four or five coats of white cellulose spray paint, of the type used to touch up cars. Allow the paint to dry for 24 hours and then apply rub-down panel markings as shown in the photo. Ensure these are well rubbed-down and then apply two coats of clear cellulose lacquer, as used on metallic painted cars. Allow to dry for a further 24 hours.

Carefully fit and solder in place SK101 and SK104. SK104 should ideally be of the zif (zero insertion force) type; these sockets are expensive, but if you intend doing a lot of eeprom programming are well worth the investment.

	Switch S1	Switch S2
8 bit No Parity	X	0
8 bit Even Parity	1	1
8 bit Odd Parity	0	1

Fig 9. Option switch setting. 1=switch open, 0=switch closed, X=don't care. All transmission is 1200 baud, one or two stop bits.

Next, mount VR101, VR102, S0101, S102, SK105, SK106 and SK107. The three leds should be clipped in place and leads carefully bent as will be shown in Fig.17 next month. R101,R102, R103 and D101 should also be mounted on the copper side of the pcb.

3. The Project Box

The box I used for the project was a low cost aluminium box measuring 6in x 4in x 2in. The top of the box should be removed and cut to accommodate the top pcb. The rear section should also be cut to mount the 25-way D type socket and a hole provided for the mains cable entry, large enough to accommodate a protective grommet. Check the assembly of all parts of the box, and then paint it. Once the paint is dry apply a layer of plastic insulating tape around the top edges of the box top prevent the aluminium flanges from short circuiting any tracks on the pcb.

To be continued next month.

PE

COMPONENTS

RESISTORS

R1, R7, R9	47k (3 off)
R2	2R7
R3	200k
R4	9k1
R5, R6, R103	390R (3 off)
R8, R10	8k2 (2 off)
R101, R102	10k (2 off)
VR101, VR102	22k enclosed horizontal preset (2 off)

SEMICONDUCTORS

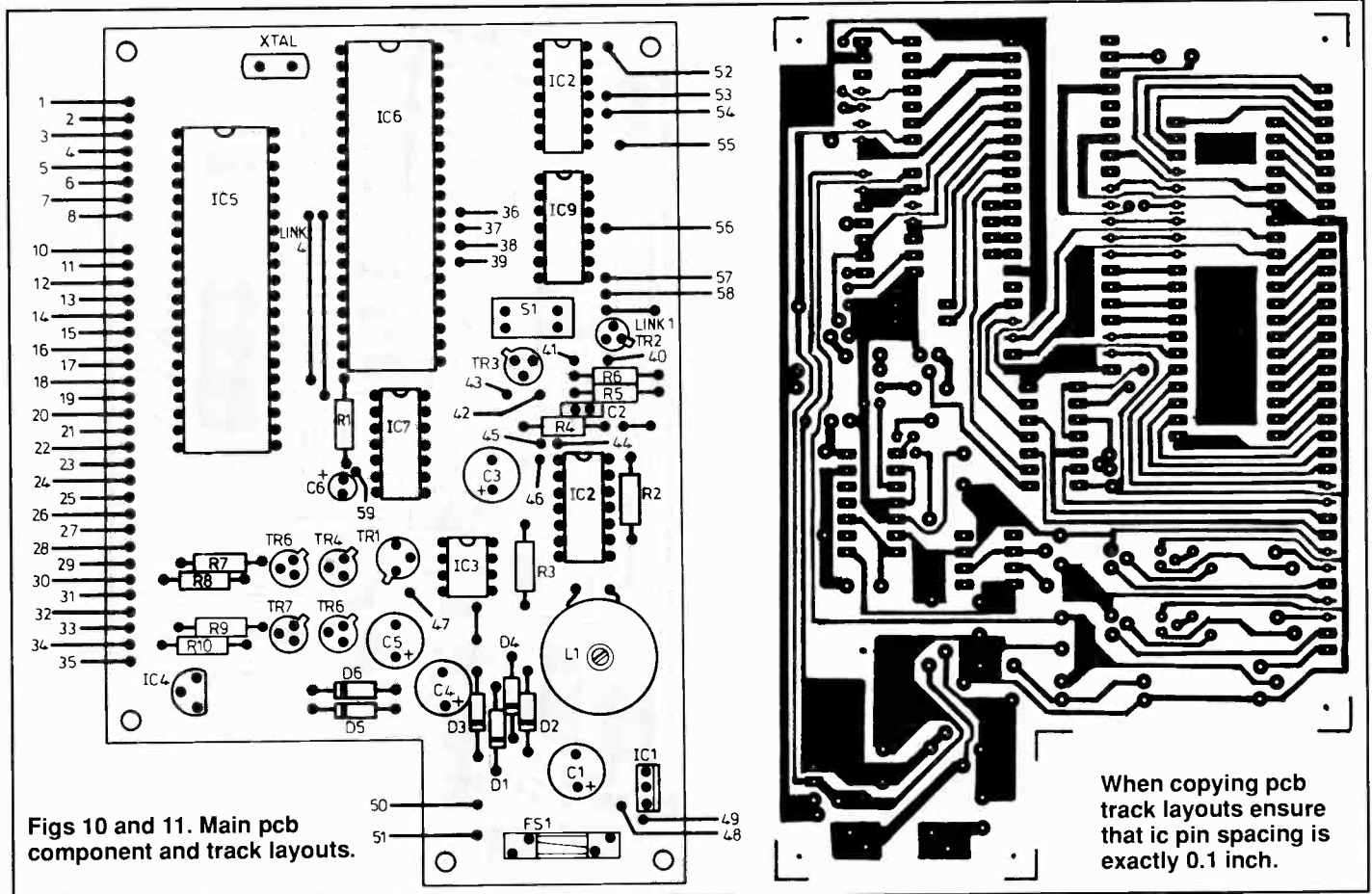
D1-D6	IN4001 (6 off)
D101	IN914 (or IN4148)
IC1	7805 1A regulator
IC2	TL497A Switching reg
IC3	741 op amp
IC4	79L05 100mA regulator
IC5	8255 PIA
IC6	8748 programmed
IC7	74LS04
IC8	MC1489 RS232 receiver
IC9	MC1488 RS232 driver
TR1	BFX85
TR2 - TR4, TR6	BCY71 (4 off)
TR5, TR7	BC182L (2 off)
LED101, LED103	red 5mm (2 off)
LED102	green 5mm

CAPACITORS

C1	1000µ 16V electrolytic single ended
C2	270p ceramic plate
C3, C5	100µ 63V electrolytic single ended (2 off)
C4	220µ 16V electrolytic single ended
C6	10µ 50V electrolytic single ended

MISCELLANEOUS

XTAL 1	6.14 MHz crystal
S1, S2	spst dil switch (dual)
S101	Push-to-make switch
S102	dpdt 250V ac rated toggle switch
T1	9V 6VA transformer (STC 12614H)
Aluminium box	6 in x 4 in x 2 in
SK106	Wanda Type 2mm, Black
SK105, 107	Wanda Type 2mm (2 off)
RS232 connector	25-way female D connector
Fuse clips	(2 off)
Fuse	20mm 500mA anti surge
LED clips	5mm (3 off)
IC Sockets	40 way (2 off) 14 way (4 off) 8 way
SK 104	28 way zif socket
SK101-103	16 way (3 off)
L1	25 turns 22 swg on a Philips Ferroxcube
FX2238	18mm dia core (STC 52704H), former DT2178 (STC 52329X).



Figs 10 and 11. Main pcb component and track layouts.

When copying pcb track layouts ensure that ic pin spacing is exactly 0.1 inch.

NEW PRODUCT

Flash
Designs



**NOW
ALL EPROM
PROGRAM'RS
CAN EMULATE &
DEBUG WITH.....**

RAM-BLOW 32K.....FOR ONLY.....£169 incl

- * COMPATIBLE with all Eprom Progs e.g. StagSTRATOS, SUNSHINE etc.
- * EMULATES 2k to 32k BYTE Eproms, 2k EEproms & 2/8k SRAMS
- * RAM-BLOW can be blown/read/blank checked just like a normal Eprom all under the control of your Eprom Programmer.
- * Plugs into standard 24/48 pin Jedec Socket on Prom Prog & Target System via two separate ribbon cable I.D.C. dual-in-line connectors.
- * Wire-Or reset output keeps target system reset whilst Prom Prog is down-loading code or reading data back.
- * Write probe input allows data to be written to RAM-BLOW by your target system and read back under Prom Programmer control.
- * Compatible with all Programming Algorithms incl Quick Pulse
- * Saves Money by avoiding the need to purchase development Eproms



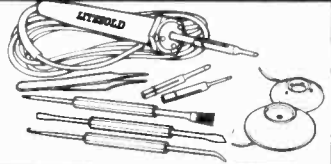
St. Andrews House, Brighton Road, P.O. Box 167, Crawley, W. Sussex, RH11 9YE
Tel: 0293-543641 Fax: 0293-37965 Access & Visa Accepted
Trade & Overseas enquiries welcome

JOIN UP WITH LITESOLD

Professional Soldering Equipment at Special Mail-Order Prices.

SK18 Soldering Kit. £19.75

Build or repair any electronic project. LC18 240v 18w iron with 3.2, 2.4, and 1.6mm bits. Pack of 18 swg flux-cored 60/40 solder. Tweezers. 3 soldering aids. Reel of De-Solder braid. In PVC presentation wallet.



ADAMIN Miniature Iron £8.60


Possibly smallest mains iron in the world. Ideal for fine work. Slim

nylon handle with finger grip. Interchangeable bits available 1.2, 1.6, 2.4, 3.4 and 4.7mm. Fitted with 2.4mm. 240v 12w (12v available). Presentation wallet.

'L' Series Lightweight Irons. 12w £9.20

High efficiency irons for all electronic hobby work. Non-roll handles with finger guards.


Stainless steel element shafts. Screw-connected elements. Slip-on bits available from 1.6 to 4.7mm. LA12



18w £9.27

model, 12w, 2.4mm bit. LC 18 Model, 18w, 3.2mm bit. 240v Std - 12v available. Presentation wallet.

Soldering Iron Stands 3&4 £7.33



Designed specially for LITESOLD irons. Heavy, solid-plastic base with non-slip pads. Won't tip over, holds iron safely. With wiping sponge and location for spare (hot) bits. No 5 stand for EC50 iron No 4 stand for ADAMIN miniature Iron No 3 stand for LA12 and LC18 Irons.

De-Solder Pumps £8.65

High Quality version of increasingly popular type of tool. Precision made anodised aluminium body, plunger guard and high-seal piston. Easy



thumb operation. Automatic solder ejection. Conductive PTFE nozzle - no static problems.

Prices include p&p and VAT. Send order with Cheque/PO. Ring for Access/Visa sales



**LIGHT SOLDERING DEVELOPMENTS LTD. DEPT. PE
57-99 GLOUCESTER ROAD, CROYDON CR0 2DN. 01 689 0574**



The New Cirkit Summer Catalogue

- 100s new products
- £10 worth discount vouchers
- Latest books
- Low cost multimeters
- 184 pages
- Only £1.60 available from larger newsagents or directly from Cirkit



Cirkit Distribution Ltd.

Park Lane, Broxbourne, Herts EN10 7NQ
Telephone (0992) 444111

OUT NOW! OUT NOW! OUT NOW!

Remember the new
Component Catalogue
available from
early 1990

CRICKLEWOOD ELECTRONICS



**BIGGER
AND BETTER**

**1990 COMPONENT
CATALOGUE**

- ONE OF THE LARGEST RANGES OF COMPONENTS IN THE UK
- FAST AND EFFICIENT SAME DAY PERSONAL SERVICE
- VERY COMPETITIVE PRICES; QUANTITY DISCOUNTS AVAILABLE
- DISCOUNT VOUCHERS INCLUDED
- NO MINIMUM ORDER

FILL IN THE COUPON AND POST IT WITH YOUR CHEQUE, PO ETC FOR £1.50 TO RECEIVE YOUR 1990 CRICKLEWOOD ELECTRONICS CATALOGUE AND VOUCHERS WHICH YOU CAN USE AGAINST YOUR NEXT PURCHASE

Cricklewood Electronics Ltd
40 CRICKLEWOOD BROADWAY, LONDON, NW2 3ET
Tel: 01-450 0995/452 0161
Fax: 01-208 1441 Telex: 914977

CRICKLEWOOD ELECTRONICS 1990 COMPONENTS CATALOGUE

PLEASE SEND COPIES OF THE 1990
CRICKLEWOOD ELECTRONICS CATALOGUE AT
£1.50 TO:

NAME

ADDRESS

Remittance enclosed £.....

SURVEILLANCE PROFESSIONAL QUALITY KITS

A range of high quality kits as supplied to leading UK security companies, all in-house designed and produced, not to be confused with cheap imports. All kits come fully documented with concise assembly and setting-up details, fibreglass PCB and all components. All transmitters are fully tuneable and can be monitored on a normal VHF radio, or tuned higher for greater security. Build up service available if required.

MTX Micro Miniature audio transmitter. 17mm x 17mm. 9V operation. 1000m range	£12.95
VT500 Hi-power audio transmitter. 250mW output. 20mm x 40mm. 9-12V operation. 2-3000m range	£15.95
VOX75 Voice activated transmitter. Variable sensitivity. 30mm x 40mm. 9V operation. 1000m range	£18.95
CTX900 Sub-carrier scrambled audio transmitter. Cannot be monitored without decoder fitted to radio. 30mm x 40mm. 9V operation. 1000m range	£21.95
DSX900 Sub-carrier decoder unit for monitoring CTX900. Connects to radio earphone socket. Provides output for headphones 35mm x 50mm. 9-12V operation	£21.95
HVX400 Mains powered audio transmitter. Connects directly to 240V AC supply. 30mm x 35mm. 500m range	£18.95
XT88 Crystal controlled audio transmitter. High performance. 100mW output. Supplied with xtal for 108MHz. Others available to 116MHz. 85mm x 28mm. 9V operation. 2-3000m range	£36.95
TKX900 Tracker/Beeper transmitter. Transmits continuous stream of audio pulses. Variable tone and rate. Powerful 200mW output. 63mm x 25mm. 9V operation. 2-3000m range	£21.95
ATR2 Micro size telephone recording interface. Connects between telephone line (anywhere) and cassette recorder. Tape switches automatically with use of phone. All conversations recorded. Powered from line. 10mm x 35mm	£12.95
TLX700 Micro Miniature telephone transmitter. Connects to line (anywhere) switches on and off with phone use. All conversations transmitted. 20mm x 20mm. Powered from line. 1000m range	£12.95
XML900 RF bug detector. Variable sensitivity. Triggers LED and beeper when in presence of RF field. Detects MTX 15-20 feet. 55mm x 55mm. 9V operation	£26.95
XL7000 Professional bug detector/locator. Variable sensitivity. Twin mode ten segment LED readout of signal strength with variable rate beeper. Second mode AUDIO CONFIRM distinguishes between localised bug transmission and normal legitimate signal such as pagers, cellular etc. 70mm x 100mm. 9V operation	£54.95

UK customers please send cheques, PO's or registered cash. Please add £1.50 per order for P&P. Goods despatched ASAP allowing for cheque clearance. Overseas customers send sterling bank draft or Eurocheque and add £5.00 per order for shipment. Credit card orders accepted on 0827 714476. Full catalogue available on receipt of 28p stamp. Trade enquiries welcome.



THE WORKSHOPS
95 MAIN ROAD, BAXTERLEY
Nr Atherstone, WARCS CV9 2LE



0827 714476

COMPONENT SOLUTIONS LTD. UNIT 62, ENTERPRISE CENTRE, BEDFORD ROAD, STOKE-ON-TRENT, STAFFS. ST4 1WZ


SPECIAL OFFERS ★ SPECIAL OFFERS

Z80A CPU	.85	2732	£2.30
Z80A S10	.45	2764	£1.60
Z80A P10	.45	27128	£2.35
Z80A CTC	.45	27C256	£2.40
Z80A DART	£1.50	27512	£5.00
8031	£1.50	6116	£1.30
80C39	£1.70	6264 LP	£2.50
80C31	£3.00	62256 LP	£6.00
80C85	£1.60	4164	£2.00
81C55	£1.60	41256	£3.75
82C12	£1.30	LM 324	.80
82C55	£1.60	74HC74	.80
6809	£1.85	TL064CN	.20
68000 P8	£5.00	79LO5	.80
2716F1	£2.35	78LO8	.80
27C32	£1.95		

10% DISCOUNT FOR ALL ORDERS OVER £25.00
ALL ABOVE ITEMS FROM STOCK, ORDERS BY RETURN POST

C.W.O. TRANSACTIONS PLEASE ADD .75p
P+P THEN 15% TO TOTAL
ACCESS ORDERS BY ARRANGEMENT 0782 287038

Recognising the importance of the wider availability of Sanyo LCM lcd modules, John Becker applies linguistic and technological analysis, showing you the simple route to greater display sophistication.



The screen and reverse side faces of the LCM 570.

INTELLIGENT LCD MODULES

下位 4bit	上位 4bit	0000	0010	0011	0100	0101	0110	0111	1010	1011	1100	1101	1110	1111
CG RAM 1	0000	00P>E	-9#op											
CG RAM 2	0001	!1AQaa	7#4&@											
CG RAM 3	0010	"2BRbr	T/y/xpe											
CG RAM 4	0011	#3C5cs	07Ee*											
CG RAM 5	0100	\$4D.Tdt	IKPpo											
CG RAM 6	0101	%5EUeu	*71s0											
CG RAM 7	0110	&6FUVU	9n23pΣ											
CG RAM 8	0111	'7GW9w	*75gt											
CG RAM 1	1000	(8HKhx	x070 rx											
CG RAM 2	1001)9IYi9	67Jk7y											
CG RAM 3	1010	*!JZjz	ε3hkj#											
CG RAM 4	1011	+!Klk	(*7t0*#											
CG RAM 5	1100	!KL#l1	*900e#											
CG RAM 6	1101	-#MIm	7^04+											
CG RAM 7	1110	.>N^	n→εET*#											
CG RAM 8	1111	/?0	_o+uY7" 0											

Fig 1. The complete character library held within the Sanyo LCM series liquid crystal display modules. There are 160 characters conforming to the JIS standard. Conventional alphanumeric characters are included, plus a selection of Kana and Greek symbols. Eight locations are available for programming in your own patterns.

The Sanyo LCM series of intelligent alphanumeric liquid crystal display modules has recently become more widely available in Britain. These modules offer constructors the opportunity to readily design and build projects which are capable of displaying a wide variety of detailed and sophisticated visual information. They may be used with or without a microprocessor and offer display opportunities virtually unobtainable with discrete led devices.

Although alphanumeric lcd module technology has been in existence for some time, the LCM series is the latest from Sanyo to become more available to the amateur market. Its principle features are that the modules are compact and lightweight, have low power consumption, have wide viewing angles and high contrast, utilise on-board control LSI, can be interfaced to either 4-bit or 8-bit controllers, and are available with electro-luminescent (EL) and led backlighting options. They contain 160 alphanumeric characters allowing detailed messages or patterns to be displayed. Additionally, users can also program in their own characters or symbols.

TONGUE TIED

Recognising many applications to which these displays can be put, it was obvious that I should investigate them. However, having obtained a data sheet for them, it then became apparent that this examination was not going to be as straightforward as I had expected. Sanyo, as you know, are a Japanese company, and quite naturally, the Japanese tend to think

and write in Japanese! One would have expected, though, that any document intended for a market which does not similarly appreciate the linguistics of Eastern Enterprise would be *comprehensibly* translated into the tongue of the intended recipient. We've all come across quaint wordings associated with consumer product imports, haven't we? Regrettably, I found that the translation I received reminded me, heavily, of those other literary masterpieces.

PROSPECTUS

My aim here, therefore, is two-fold. To show you how to use the major aspects of one of the devices in the range, the LCM 570, and to explain the functions in more comprehensible English, and in such a way that you will feel confident to use and vary them to suit your own needs. The examination falls into four parts, each of which can be treated independently, though by following each one, you will build up a wider picture of the capabilities and versatility of the lcd modules. The basic information is relevant to other modules in the Sanyo LCM series.

In this first part I shall discuss in detail the control options available. Next month I shall present a practical constructional project which illustrates the primary functions in conjunction with a simple computer program written in Basic. The program generates control codes which may, in real time, be used to display messages or patterns on the LCM 570 screen via the interface circuit. The program has been written in such a way that you can readily modify it and experiment with the various LCM commands. The circuit design can also be used with an eeprom to allow messages to be stored and displayed, either with or without a computer. As such, the design is a working Message Maker which can be used in its own right as well as being a tutorial and evaluation test example.

Two further articles will show how the modules can be used in two other applications. One of these will be a semi-intelligent Morse Decoder capable of decoding morse signals direct from radios, tape recorders, computers, or a morse key. The second will be an lcd readout extension for the Rugby clock in which the entire transmitted calendar and time data are simultaneously displayed on the screen, using alpha characters as well as numerics.

CHARACTER LIBRARY

The LCM 570 has a character generator rom which contains a library of 160 alphanumeric characters, as shown in Fig.1. These conform to the JIS standard (a bit like the Ascii standard) and consist of the normal punctuation marks, mathematical symbols, numbers 0-9, plus the alpha characters A-Z in upper and lower case. Additionally, the library contains characters from the Japanese 'alphabet' (Kana symbols), several Greek characters as used in maths, and a few

32	blank	48	0	64	@	80	P	96	\	112	p
33	!	49	1	65	A	81	Q	97	a	113	q
34	"	50	2	66	B	82	R	98	b	114	r
35	#	51	3	67	C	83	S	99	c	115	s
36	\$	52	4	68	D	84	T	100	d	116	t
37	%	53	5	69	E	85	U	101	e	117	u
38	&	54	6	70	F	86	V	102	f	118	v
39	'	55	7	71	G	87	W	103	g	119	w
40	(56	8	72	H	88	X	104	h	120	x
41)	57	9	73	I	89	Y	105	i	121	y
42	*	58	:	74	J	90	Z	106	j	122	z
43	+	59	;	75	K	91		107	k	123	
44	,	60	<	76	L	92		108	l	124	
45	-	61	=	77	M	93	}	109	m	125	}
46	.	62	>	78	N	94	^	110	n	126	
47	/	63	?	79	O	95	_	111	o	127	

Fig.2. Address codes for commonly used characters. Refer to Fig. 1 for the characters at locations 92, 124, 126 and 127.

continental European letters.

The library has 256 address locations, 0-255, of which only 160 are pre-programmed, leaving 96 locations basically unused. Via the CG ram, eight of these, locations 0 to 7, can be programmed by users with patterns of their own choice. These patterns are also accessible by addressing locations 8 to 15, ie, if you read address 8 you will get the pattern in address zero, similarly addressing 15 will get the pattern at address 7. You cannot program patterns directly into addresses 8-15. Nor can you program patterns into the other unused addresses at 16-31 and 128-159, which all contain the 'blank' character.

The characters held at locations 32-127 closely follow those associated with one variation of the Ascii code, as shown in Fig.2. Other useful symbols are shown in Fig.3.

224	α	alpha
226	β	beta
227	ϵ	epsilon
228	μ	mu
229	σ	sigma
230	ρ	rho
242	τ	theta
243	∞	infinity
244	ω	omega
246	ζ	zeta
247	π	pi
253	÷	division

Fig.3. Address codes for other commonly used symbols.

DISPLAY ASPECTS

Before examining the control commands it's necessary to understand several principle aspects of the screen display and its data display (DD) ram.

The original data sheet had me well confused for some time concerning how one caused the characters to be displayed on the lcd screen. The sheet referred to a 'character generator ram' (CG ram) and to a 'data display ram' (DD ram). My first assumption was that characters had to be 'taken' from the CG ram and transferred to the DD ram, and the assumption was reinforced by various

statements regarding reading and writing from and to the different rams. This was a wrong interpretation on my part, and a lot of time was spent experimenting with many permutations of commands before the meaning became clear.

The DD ram of the LCM 570 has 80 memory locations into which messages can be written. It is the contents of the DD ram that are then available for displaying on the screen. The screen display has 16 character positions shown as two lines each of eight characters. You can choose to display the characters on just the upper line, leaving the lower line blank, or to display data on both screen lines. When using just one screen line any eight consecutive characters held in the DD ram can be displayed. You can write directly to the locations which appear to be actually on the screen, or to any of the other 72 locations to the 'left' or 'right' of the screen. In the single line mode all 80 locations are available.

EXAMPLES

In essence, if you want to store "A" at location 1 in the DD ram, you send the address command for location 1, and then send the command for 65, the code number for A. As far as you, the user is concerned, these commands are entirely handled by the DD ram and you neither read from nor write to the CG ram in order to perform them.

In order to view the characters from locations in the DD ram other than those already on screen, you just tell the module to shift the whole lot left or right as many times as necessary until they appear on the screen.

If the two-line mode is selected, line 1 has its data stored at DD ram addresses decimal 0-39 (hex 0-27), a total of 40 character locations. Line 2 also has 40 locations available, but these are at decimal 64-103 (hex 40-67). In this mode, any eight consecutive characters from addresses 0-39 can be displayed on line 1, line 2 will then show eight consecutive characters from the same corresponding addresses in the 64-103 group. For example, if you display the character sequence from DD ram locations decimal 10-17 on line 1, line 2 will automatically display the character sequence held at locations decimal 74-81.

Curiously, in the two-line mode, if you write to DD ram locations between decimal 40 and 63, the data will be accepted but when displayed it will appear on line 2. You will also notice that, in effect, the DD ram in the two-line mode appears to have more than 80 (40 x 2) available addresses. When you've built the test circuit, you can experiment with this aspect.

The only time the CG ram is used is when programming in your own patterns or characters (discussed later). Although in that situation you need to write to up to 256 CG ram locations in order to program-in up to the eight new patterns allowed, the patterns are subsequently accessed as though they are part of the normal character library. Suppose you

want, for example, pattern 2 stored at DD ram location 3, you simply send the code for location 3 and then the command for 2, similar to the way "A" was sent, above.

All this was obvious, once I understood it. Why couldn't the data sheet have been more explicit? (I hope have made it clearer for you!)

COMMANDS

There are eleven main groups of commands which can be sent to the module, many of which have groups of sub-commands:

1. Clear display
2. Return home
3. Entry mode set
4. Display and cursor on/off
5. Display and cursor shift
6. Function set (control bits, lines and fonts)
7. Set CG ram address
8. Set DD ram address
9. Write data to CG or DD rams
10. Read data from CG or DD rams
11. Read 'busy' flag and address

Two of these groups, numbers 10 and 11, are associated with examining the contents of the module and I shall be discussing them only briefly since in most instances most users will not require the facilities. I shall discuss in detail only the first nine command groups which concern the principle display functions.

CONTROL LINES

The module has 11 control lines and three power lines, as shown at the end. Eight of the control lines, D0-D7, are dual purposed and can convey either data or control commands. Three control lines, E, RS and RW, are purely for control commands. All 11 lines are used when in 8-bit control mode. In 4-bit control mode, only seven control lines are needed, E, RS, RW and D7-D4.

Line RW sets the module into read or write mode. Logic 0 on this line is the level you will normally use, allowing you to send (write) data to the lcd screen ram (DD ram). Logic 1 puts the module into read mode, allowing the ram contents to be examined.

Line RS tells the module whether the data on D0-D7 is to be treated as a ram address (RS = logic 0), or as a character to be stored in the screen ram (RS = logic 1).

ENABLE LINE 'E'

Line E, the enabling line, may be regarded as the external clock input line which triggers the module to carry out each instruction. It needs to be taken high (logic 1) prior to, or simultaneously with the command being presented to the module on the other control lines. Then, leaving the command control lines unchanged, E is brought low (to logic 0). It is the action of the transition from high to low (negative-going transition) which triggers

LINE	RS	RW	D7	D6	D5	D4	D3	D2	D1	D0	DECIMAL
1. CLEAR DISPLAY	0	0	0	0	0	0	0	0	0	1	1
2. RETURN HOME	0	0	0	0	0	0	0	0	1	*	2
3. ENTRY MODE SET	0	0	0	0	0	0	0	1	ID	S	4-7
4. DISPLAY, CURSOR, BLINK ON/OFF	0	0	0	0	0	0	1	D	C	B	8-15

the module into its internal cycle to perform the command given. Leaving E low will have no further affect upon the chip. The new command data may be presented to the chip almost immediately following the negative-going transition (taking into account the execution time referred under the Busy Flag command).

CONTROL GROUPS

Let's examine each of the control groups in turn. The decimal code column shows the decimal equivalent of the binary number represented by lines D7-D0. 'A' = address, 'D' = data, and an asterisk '*' indicates that it doesn't matter whether 1 or 0 is in that position; the related decimal number is that for * = 0. You will notice that it is always the first '1' occurring between D7 and D0 which sets the principle mode, the subsequent logic then dictates the sub-mode.

character moves to the right by one place. When decreased by one, the cursor or blinking character moves to the left by one place. The same applies if it is the CG ram instead of the DD ram that is being accessed.

'S' controls the shifting of the entire display. If S = 1 the display will shift by one place in the direction set by ID, though the cursor remains in the same location. The data sheet states that the display will not shift when examining (reading) the data in the DD ram, though I have not verified this. If S = 0 then the display will not be shifted when reading from or writing to the CG or DD rams. The control options are thus as follows :

D7-D0	DEC	RAM	CURSOR	DISPLAY
00000100	4	Decrease x1	left	none
00000101	5	Decrease x1	left	left
00000110	6	Increase x1	right	none
00000111	7	Increase x1	right	right

1. CLEAR DISPLAY

Implementing this command clears the entire DD ram contents, writing character code decimal 32 (hex 20) into each location. It sets the address counter to zero, returns the display to its primary position (ie, displaying the contents of DD ram addresses 0-7 and, if in two-line mode, the contents of DD ram addresses 64-71 - in this instance, all blanks). The cursor location is reset to the top left hand side of the screen (but will only be seen if previously turned on).

2. RETURN HOME

This command sets the DD ram address counter to zero, and returns the screen display to the primary position (displaying the contents of DD ram addresses 0-7 and, if in two-line mode, DD ram addresses 64-71). The cursor location is reset to the top left hand position on the screen (but will only be seen if previously turned on).

3. ENTRY MODE SET

There are four modes under control here, depending on the logic of ID and S.

'ID' determines whether the DD ram address increases by 1 (ID = 1), or decreases by 1 (ID = 0) each time a character code is written into or read from the DD ram. When increased by one, the cursor or blinking

4. DISPLAY, CURSOR AND BLINK ON/OFF

Eight functions are controllable here, as set by the logic of D, C and B.

'D' sets the display on (D = 1) or off (D = 0). When D = 0 it is only the screen which is turned off and the data remains in the DD ram. On setting D to 1 the data at the preset addresses in the DD ram is immediately displayed.

'C' sets the cursor on (C = 1) or off (C = 0). The cursor consists of five dots displayed on a separate screen line below the character. The function of ID in the Entry Mode Set is not affected by the setting of the cursor control C.

'B' sets the 'blink' control on (B = 1) or off (B = 0). The blink affects just one character, the one in the same location as the cursor. Consequently, it is necessary to move the cursor in order to select which character should be seen blinking. However, it is not necessary to be able to see the cursor before moving its position.

The data sheet here makes reference to the rate at which the blinking occurs. It is apparently related to the oscillation rate of the module's internal clock, believed to be approximately 250kHz. However, no indication is made of how the internal clock rate can be changed and so the information seems irrelevant. Suffice to say, it appears, that the blink rate is internally set at about 0.4 second intervals.

These are the eight sub-commands:

D7-D0	DEC	DISPLAY	CURSOR	BLINK
00001000	8	off	off	off
00001001	9	off	off	on
00001010	10	off	on	off
00001011	11	off	on	on
00001100	12	on	off	off
00001101	13	on	off	on
00001110	14	on	on	off
00001111	15	on	on	on

5. DISPLAY AND CURSOR SHIFT

Only four functions are controllable here, as set by the logic of SC and RL. When SC = 0 only the cursor shifts, but when SC = 1 the cursor and the display shift together. RL controls the direction of shift; it's to the left when RL = 0, and to the right when RL = 1.

These functions allow the cursor, or the entire display including cursor, to be independently shifted left or right by one place at a time. It is not necessary to write to or read from the display data in order to use the functions. One use for the display shift functions is to scroll data to the left or right so that messages of more than eight characters can be repeatedly shown. The functions can also be used when searching for particular characters or information in the displays. The latter could be put under computer control, in conjunction with the 'read' function, to search out and correct specific characters or locations without direct visual observation of the screen. I have not experimented with this latter aspect, though.

When the entire display is shifted in the two-line mode, both lines will shift simultaneously. It should also be noted that when shifting the cursor on its own in the two line mode, once it has passed the 40th position it will drop down to the next equivalent position in the lower line. However, similar oddities don't occur when shifting the entire display: the data in the first line doesn't drop into the second at the 40th position. This allows for a two line message to be repeatedly looped backwards or forwards across the screen just by repeatedly using the shift control.

D7-D0	DEC	DISPLAY	CURSOR	COUNTER
00010000	16	none	left	decrease x1
00010100	20	none	right	increase x1
00011000	24	left	left	unchanged
00011100	28	right	right	unchanged

6. INTERFACE LENGTH, FONT AND LINE MODE SET

Just six functions are controllable here, but they are the most important functions that usually need to be set before the module can be used, and are determined by the logic of DL, N and F.

LINE	RS	RW	D7	D6	D5	D4	D3	D2	D1	D0	DECIMAL
5. DISPLAY AND CURSOR SHIFT	0	0	0	0	0	1	SC	RL	*	*	16-31
6. INTERFACE, FONT, LINE SET	0	0	0	0	1	DL	N	F	*	*	32-63
7. SET CG RAM ADDRESS	0	0	0	1	A	A	A	A	A	A	64-127

The module, as we are seeing, has eight data/address lines, D7-D0. Cleverly, the manufacturers have given users the option of controlling the module either via all eight of these lines, in 8-bit mode, or by just using only four of them, D7-D4, in 4-bit mode. We shall see in a moment how the data is split and allocated in the 4-bit mode.

At switch on, the module automatically puts itself into a 'reset' cycle routine which clears the DD ram by writing blanks into each location, resets the counter and display locations, sets itself for 8-bit control, and into a single display line mode using a 5 x 7 dot character font. The reset cycle does not appear to set the CG ram to blanks and random patterns are set into this ram at switch on.

Following the reset cycle, which takes about 15ms after switch-on, we can if we want, set the module's display as one or two lines, and its control as 4-bit or 8-bit. If setting for single line display mode, we can additionally select for the character font to be generated as characters with a 5 x 7 or 5 x 10 dot matrix. With two-line mode, we can only use the 5 x 7 dot matrix font.

'DL' sets the module under 8-bit control (DL = 1), or 4-bit control (DL = 0).

'N' sets the number of display lines to one (N = 0), or two (N = 1).

'F' selects the 5 x 7 dot font (F = 0), or the 5 x 10 dot font (F = 1).

One point that should be noted is that the screen contrast is affected by the choice of font and line quantity. It is highest when a single line with the 5 x 7 dot font is selected, and lowest when in two-line mode. However, the contrast can be adjusted by means of a preset control inserted into the negative power line feeding to the module. The contrast change appears to be due to the multiplexing control within the module, affecting the frequency duty cycle factor. The data sheet quotes this as 1/8 for single line 5 x 7 dots (NF = 00), 1/11 for single line 5 x 10 dots (NF = 01), and 1/16 for two line 5 x 7 dots (NF = 1*) (* = don't care).

D7-D0	DEC	INTERFACE	LINES	FONT
00100000	32	4-bit	1	5 x 7
00100100	36	4-bit	1	5 x 10
00101*00	40	4-bit	2	5 x 7
00110000	48	8-bit	1	5 x 7
00110100	52	8-bit	1	5 x 10
00111*00	56	8-bit	2	5 x 7

(Codes 44 and 60 have the same effect as 40 and 56 respectively.)

7. SET CG RAM ADDRESS

Before data can be written into or read from the CG ram, the module must first be told which CG ram address you want to access. Lines D5-D0 hold the address, and there are 64 options available. In the 5 x 7 dot mode, each complete pattern needs to have eight codes programmed into separate consecutive CG ram addresses. Each code determines the dot pattern at that address. When the pattern is required to be displayed via the DD ram, all eight codes are accessed to build up the pattern. For example, when you tell the DD ram to show the pattern associated with DD ram code 0, the chip copies the data from CG ram address 0 and it becomes the top line (line 0) of five dots of the pattern being transferred to the DD ram address previously specified. CG ram address 1 then provides pattern line 1, CG 2 = line 2, CG 3 = line 3, CG 4 = line 4, CG 5 = line 5, and CG 6 = line 6. The eighth CG ram address, CG 7, provides the data that goes into the cursor line (line 7). The contents of the CG ram remain unchanged when copying into the DD ram.

A similar principle applies with DD ram character codes 1 to 7. The relationships between the DD ram codes and CG ram addresses are thus:

DD RAM CODE	CG RAM ADDRESSES
0	0 - 7
1	8 - 15
2	16 - 23
3	24 - 31
4	32 - 39
5	40 - 47
6	48 - 55
7	56 - 63

When in the 5 x 10 dot mode, the relationship between the DD ram codes and CG ram addresses changes and only four patterns can be generated, each requiring 10 CG ram addresses. The 11th address is the cursor line, while the 12th to 16th addresses are unused in the pattern. The four patterns are accessed via DD ram codes 0, 2, 4 and 6. The DD to CG ram relationships thus become:

DD RAM CODE	CG RAM ADDRESSES
0 (hex *00*)	0 - 10
2 (hex *01*)	16 - 26
4 (hex *10*)	32 - 42
6 (hex *11*)	48 - 58

You will notice that bits 3 and 0 of the DD ram hex codes are asterisked. This means that DD ram codes decimal 1 and 9 (hex 0001 and 1001) will each access the first pattern ostensibly held via DD ram code 0. A similar principle applies to the other three DD ram codes.

It's also interesting to note that only five bits of the CG ram data are used in the pattern (D4 - D0). This means that imaginative designers could make use of the three unused CG ram bits, numbers 5 to 7, as 3-bit data storage areas for other purposes.

I shall describe how you set about programming the patterns later on (though not how you can use the spare three bits).

8. SET DD RAM ADDRESS

The module usually (though not always, as we shall see presently) must be told at which DD ram address a particular character is to be written and held ready for display. It looks at first sight that 128 addresses are available, however, as we saw earlier, data should only be placed at locations 0-79 for single line mode, and locations 0-40 and 64-103 for two-line mode. For interest, once you've built the control circuit, you can try writing to the 'invalid' addresses and see what happens.

Before reading data from the DD ram, the address at which the data is to be accessed must also be specified by first using the above control code.

9. WRITE DATA INTO CG RAM OR DD RAM

Once the CG or DD ram address has been specified, data can be written to it using the ninth control format. This is the first of two occasions on which the RS line is set to logic 1.

You have the full choice of all 256 data numbers to write to the relevant ram. The tables in Figs.1 and 2 given earlier show the characters that will be stored in the DD ram in respect of each number. For example, code 65 stores character A at the previously specified DD ram address, 66 stores B, 90 stores Z, etc.

When writing to the CG ram for pattern generation, you will normally only use lines D4-D0, so having a binary range of 00000 to 11111 (decimal 0-31). You can use numbers between 32 and 255, but the final three bits will be ignored by the pattern generator, so still limiting you to decimal 0-31.

Now an additional factor comes into play. Each time data is written to, or read from either the CG or DD ram, a program counter is updated, depending on the setting of ID in the Entry Mode function. With ID = 1 the counter is increased by one, with ID = 0 it is decreased by one.

The implications of this are particularly significant when a consecutive sequence of reads or writes is involved since the address location only needs to be set once, at the beginning of the sequence. Thereon, because the address counter is incremented (or

LINE	RS	RW	D7	D6	D5	D4	D3	D2	D1	D0	DECIMAL
8. SET DD RAM ADDRESS	0	0	1	A	A	A	A	A	A	A	128-255
9. WRITE INTO CG RAM OR DD RAM	1	0	D	D	D	D	D	D	D	D	0-255
10. READ DATA FROM CG AND DD RAMS	1	1	D	D	D	D	D	D	D	D	0-255
11. READ 'BUSY' FLAG AND ADDRESS	0	1	BF	A	A	A	A	A	A	A	128-255

decremented) automatically with each data read or write, you do not need to respecify the address between each data item. This is especially valuable where speed or eeprom control memory space is at a premium.

The action of writing to the DD and CG rams also triggers the display and cursor shifting, as set by S in the Entry Mode command, and SC and RL in the Display and Cursor Shift command.

10. READ DATA FROM CG AND DD RAMS

With RS and RW both set at logic 1 the contents of the CG and DD rams at the previously specified address can be read by a controlling computer or microprocessor. (This facility, though, is not allowed for on the control circuit to be described next month.) The CG or DD ram address is specified as in function 7 or 8, in same way as though data were to be written to that address. Then, instead of writing data, the computer or microprocessor reads the data presented on lines D7-D0 while RS and RW are both at logic 1, and following the negative-going transition of Line E. Under this control, any data deliberately stored in CG ram bits D7-D5 can also be read, and acted upon (as discussed above).

Note that, unlike writing to CG or DD ram, reading the data does not cause the display to shift, irrespective of the Entry Mode settings.

11. READ 'BUSY' FLAG AND ADDRESS

Another function for which a computer or microprocessor controlled circuit can be designed to read is set by the status of RW and BF. The operations of the module are governed by an internal clock. Each time a new instruction is triggered externally, the chip goes through a cycle of events controlled by the clock. The chip cannot act upon a further new instruction until the cycle has been completed. The status of the cycle is signalled by a 'busy' flag generated within the module and accessible on line D7 (BF). When BF = 1 the internal operation is still in progress and the next instruction cannot be accepted until BF returns to 0. On a slow-speed circuit the rate at which the cycle is performed is likely to be much faster than the rate at which new data can be presented to the chip. Therefore, under slow control command, the reading of BF should not be necessary. However, under high speed control, it is vital to read BF and allow it to go low before

sending the next instruction. The data sheet is unclear on the timing associated with BF, but it is related to the complexity of the previous command. With the internal clock functioning at 250kHz, says the data sheet, the Clear Display command takes 1.64µs (the slowest command) whereas the majority of the remaining commands take 40µs to complete. Setting up to read BF apparently takes only 1µs.

It seems likely, therefore, that if the Clear Display command has to be used the maximum external control rate that be used without reading BF is in the region of 600Hz. Otherwise, assuming an execution time of 40µs, it seems reasonable to suppose that 25kHz is about the maximum rate of command control without reading BF.

Once the previous command has been executed and BF = 0, the value of the address counter can be read, a factor which may affect what the next command given should be.

The control circuit to be described next month does not allow for reading the busy flag and address counter.

4-BIT CONTROL MODE

When the lcd module is set to operate as a 4-bit device, lines D3-D0 are not used. It is not clear from the data sheet whether they need to be grounded, though I have assumed that it is preferable that they should be, as with any unused input pins of a cmos device. (If you intend to read from the module when in 4-bit mode, it may be advisable to take D3-D0 to ground via a buffer resistor, of 1k or 10k for example.)

In the 4-bit control mode lines D7-D4 have to do all the work previously carried out by all eight lines, D7-D0. So that 8-bit data can be sent to and from the module, it is split into two blocks, each of four bits, and each block is sent separately. Line E, the enable line, has to be taken up and down with each block. The data is sent as the higher order block first, then the lower-order block. In other words, the left hand half of the 8-bit code is sent first, then the right hand half.

However, a modification to the data value has to be carried out by the external controlling circuit. This is a very simple procedure and simply requires that each half of the code is first treated as a 4-bit code in its own right, and it is the value of that code which is sent along D7-D4. Lines RS and RW need to be set to their required values for each of the two 4-bit blocks.

Let's give you an example (I wish the data sheet had given me some!).

Suppose we want to set the DD ram

address to 70 (binary 1000110), and we want to place letter C at that address (C = 67 decimal, 1000011 binary).

Under 8-bit control the two commands would be established as follows (remember that we actually use 11 control lines, E, RS, RW and D7-D0, and that line E must be toggled up and down with each command):

```
SET DD RAM ADDRESS TO 70 (D7 at logic 1 = 128)
RS RW D7 D6 D5 D4 D3 D2 D1 D0 DEC
0 0 1 1 0 0 0 1 1 0 198
```

```
WRITE DATA INTO DD RAM:
RS RW D7 D6 D5 D4 D3 D2 D1 D0 DEC
1 0 0 1 0 0 0 0 1 1 67
```

Under 4-bit control the DD ram address binary code is split from 11000110 to 1100 and 0110. The character data is split from 01000011 to 0100 and 0011. (Note that we now need only seven control lines, E, RS, RW and D7-D4.) The sequence becomes:

```
SEND DD RAM ADDRESS LH BLOCK
SEND DD RAM ADDRESS RH BLOCK
SEND CHARACTER DATA LH BLOCK
SEND CHARACTER DATA RH BLOCK
```

THUS:

```
LINE: RS RW D7 D6 D5 D4 DEC
0 0 1 1 0 0 12
0 0 0 1 1 0 6
1 0 0 1 0 0 4
1 0 0 0 1 1 3
```

If all these data were to be sent on the first seven data output lines of a computer, we could allocate each of the lcd module lines to the computer lines as follows:

```
LCD LINE: E RS RW D7 D6 D5 D4
CPU LINE: D6 D5 D4 D3 D2 D1 D0
```

By taking Line E (bit 6, decimal 64) high at the same moment the data is first presented, then taking it low again, the full sequence of codes would be:

BINARY	DECIMAL
1001100	78 (64 + 12)
0001100	12
1000110	70 (64 + 6)
0000110	6
1100100	100 (64 + 36)
0100100	36
1100011	99 (64 + 35)
0100011	35

In other words, in order to place letter C at location 70, the computer would send a sequence of eight decimal numbers: 78, 12, 70, 6, 100, 36, 99, 35.

CG RAM PATTERN PROGRAMMING

Patterns and characters are made up of dots and spaces. In the 5 x 7 bit font mode each line has five dots, and there can be seven lines. An eighth line,

the cursor line, can also be used, though in most instances only seven lines will be needed.

When programming a new CG pattern, you first draw a 5 x 7 dot matrix on paper, draw the pattern you want on the matrix, after which you allocate 1s to the dots that the pattern crosses, and 0s to the dots that it doesn't. The pattern thus becomes represented by eight binary numbers, the decimal equivalents of which are stored in consecutive CG ram locations associated with the character code number you prefer (from 0 to 7). Suppose we want to program a sterling pound sign (£) for accessing as character code number 3, the sequence could be as follows (squint your eyes to make out the pound symbol made up of 1s):

LINE	MATRIX	SYMBOL	BINARY	DEC
0 1 1 .	00110	6
1 1 . . 1	01001	9
2 1 . . .	01000	8
3	1 1 1 . .	11100	28
4 1 . . .	01000	8
5 1 . . .	01000	8
6	1 1 1 1 1	11111	31
7	00000	0

Character code 3 has its equivalent CG ram locations at 24-31. In an 8-bit control mode we first set the initial CG ram address to location 24 (note that D6 at logic 1 represents decimal 64):

```
RS RW D7 D6 D5 D4 D3 D2 D1 D0 DEC
0 0 0 1 0 1 1 0 0 0 88
```

Assuming that the Entry Mode code ID has been set for 1 (increment ram address by 1), we now send each of the pattern line codes consecutively, toggling Line E up and down each time:

RS	RW	D7-D0	DECIMAL
1	0	0000110	6
1	0	00001001	9
1	0	00001000	8
1	0	00011100	28
1	0	00001000	8
1	0	00001000	8
1	0	00011111	31
1	0	00000000	0

The pattern is now stored in CG ram and can be accessed as though it were in the fixed

character library, as character number 3. The pattern will remain where set until the Clear Display command is called, or the power is switched off, or another pattern is programmed in to replace it.

POWER SUPPLY

The LCM 570 needs three power lines, +5V, 0V and -5V. The chip's logic is controlled by the +5V, and its lcd screen is controlled by -5V via a potential divider which is adjusted to vary the lcd contrast, as described next month.

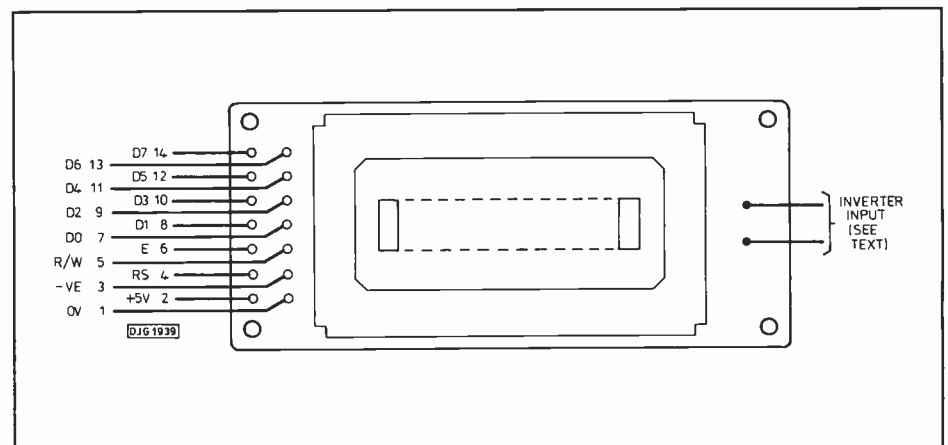
BACKLIGHT FACILITY

A normal drawback of lcds is that they need to be illuminated before their data can be seen, unlike led devices which provide their own light. The problem has been overcome on the LCM 570 by providing it with its own separate internal lighting, known as the EL, or electro-luminescent source. This illumination source requires a separate power supply, available from the manufacturers and their suppliers as an accessory module. Known as an inverter source, the module generates a voltage of about 100Vac at a frequency of 400Hz. This is taken to pins 15 and 16 on the right hand side of the module. It does not matter to which of these two pins the inverter is connected. (Some modules in the LCM series use led back lighting which does not need an inverter, running from the normal +5V supply.)

NEXT MONTH

Next month I'll describe the simple, but very useful Message Maker circuit that can be used as a test and real-time evaluation-board, and as a practical message display medium. A complete computer program listing performing and illustrating the principle modes of control and their effects will form an important part of the next article. Alternative devices to the LCM 570, which use similar control codes but have varying line counts and lengths, will also be given.

We are grateful to Tempatron and RS Components for their assistance and data supplied relating to the lcd module LCM 570 and the equivalent Electromail device RS 585-006. **PE**



COMPUTER ICS

80C31 MICRO	£2
P8749H MICRO	£5
BBC MICRO PARTS	
VIDEO ULA 201647	£10ea 10+ £8
6845 CRT	£5
6522 PIA	£3
DM88LS120	£4.50
AY3-1015D UART	£2.50
8086 processor ex-equipment	£2
USED 41256-15	£2.00
USED 4164-15 ex-equipment	£1
9 x 41256-15 SIMM MODULE NEW	£25
8 x 4164 SIP MODULE NEW	£8
HD 146818 CLOCK IC	£2
2864 EEPROM	£3
27128A 256kb EPROM USED	£2 NEW £2.30
FLOPPY DISC CONTROLLER CHIPS 1771	£10 ea
FLOPPY DISC CONTROLLER CHIPS 1772	£16 ea
68000-8 PROCESSOR NEW	£5
HD83484-8	£5
ALL USED EPROMS ERASED AND BLANK CHECKED CAN BE PROGRAMMED IF DESIRED.	
2716-45 USED	£2 100/£1
2732-45 USED	£2 100/£1
2764-30 USED	£2 100/£1.50
27C256-30 USED	£2
27C512 USED (ALSO 27512)	£3.00
1702 EPROM EX EQPT	£5
2114 EX EQPT 60p 4116 EX EQPT	70p
6264 128k static ram	£3.00
4416 RAM	£3.00
USED 4416-15 RAM	£2
USED 41464-15	£5

REGULATORS

LM317T PLASTIC T0220 variable	£1
LM317 METAL	£2.20
7812 METAL 12V 1A	£1
7805/12/15/24V plastic	35p 100+20p 1000+15p
7905/12/15/24 plastic	35p 100+20p 1000+15p
CA3085 T099 variable reg	2/£1
LM338 5A VARIABLE	£5

CRYSTAL OSCILLATOR

1.8342 MHz	£1 each
------------	---------

CRYSTALS

2.77 MHz/4.000 MHz/4.9152MHz 20MHz 49.504MHz, 8M, 16.588M	
---	--

TRANSISTORS

BC107, BCY70 PREFORMED LEADS full spec	£1 £4/100 £30/1000
BC557, BC548B, BC238C, BC308B	30/£1 £3.50/100

POWER TRANSISTORS

N POWER FET IRF531 8A 60V	£1
P POWER FET IRF9631 8A 60V	2/£1
2SC1820 sim BF259	3/£1 100/£22
TIP141/2 £1 ea TIP112/125/42B	2/£1
TIP35B TIP35C	£1.50
SE9301 100V 10A DARL. SIM TIP121	2/£1
2N3055 EX EQPT TESTED	4/£1
PLASTIC 3055 OR 2955 equiv 50p	100/£35
2N3773 NPN 25A 160V £1 80	10/£16

QUARTZ HALOGEN LAMPS

A1/216 24V 150 WATTS	£2.25
H1 12V 60W (CAR SPOT)	£1.50
14 WAY ZIF SKT	£1
TEXTTOOL single in line 32 way. Can be ganged (coupling supplied) for use with any dual in line devices.	2/£2
28 WAY TEXTTOOL ZIF SOCKET EX NEW EQUIPMENT	£2.50

CAPACITORS COMPUTER GRADE

3300uF 350V SIC SAFCO FELSIC 037	£6(£1.50)
2200uF 160V SIC SAFCO FELSIC CO38	£4(£1.20)

TURNS COUNTING DIALS

10 turn dial 21 mm dia. fits 3mm spindle	£2
10 turn digital dial (3 digits) for 3mm or 6mm shaft	£3.50
10 turn clock face dial for 6mm spindle	£4

MISCELLANEOUS

MAINS ADAPTOR 9V DC 200mA	£1.25
SLOPING FRONT PLASTIC CASE 225 x 215 x 76mm	£3.30
76mm WITH ALI FRONT PANEL 200 x 130mm	£3.30
HUMIDITY SWITCH ADJUSTABLE	£2
WIRE ENDED FUSES 0.25A	30/£1
NEW ULTRASONIC TRANSDUCERS 40kHz	£2/pair
12 CORE CABLE 7/0.2mm OVERALL SCREEN. £1/3 metres	
POWERFUL SMALL CYLINDRICAL MAGNETS	3/£1
OP AMP LM10CLN	£2.80
BNC 50 OHM SCREENED CHASSIS SOCKET	3/£1
BNC TO CROC CLIPS LEAD 1 metre	£1
MOULDED INDUCTOR 470µH	
size of a 1 watt film resistor	5/£1
USED 3 1/2" FLOPPY DISCS D/S 720K	50p 10/£4

TO-220 HEAT SINK sim RS 403-162

SMALL MICROWAVE DIODES AEI DC1028A	2/£1
D.I.L. SWITCHES 10 WAY £1 8 WAY 80p 4/5 6 WAY 50p	
180 volt 1 watt ZENERS also 12v & 75v	20/£1
PLASTIC EQUIPMENT CASE 9 x 6 x 1.25 in. WITH FRONT AND REAR PANELS CONTAINING PCB WITH EPROM 2764-30 AND ICS 7417 LS30 LS32 LS74 LS367 LM311 7805 REG. 9 WAY D PLUG. PUSH BUTTON SWITCH, DIN SOCKET	£1.80
VN10LM 60v 7A 5ohm TO-92 mosfet	4/£1 100/£20
MINI GLASS NEONS	10/£1
RELAY 5v 2 pole changeover looks like RS 355-741 marked	2/£1
STC 47WB05T	£1 ea
MINIATURE CO-AX FREE PLUG RS 456-071	2/£1
MINIATURE CO-AX FREE SKT. RS 456-273	2/£1.50
DIL REED RELAY 2 POLE n/o CONTACTS	£1
PCB WITH 2N2646 UNIJUNCTION WITH 12v 4 POLE RELAY	£1
400m 0.5w thick film resistors (yes four hundred megohms)	4/£1
STRAIN GAUGES 40 ohm Foil type polyester backed balco grid alloy	£1.50 ea 10+ £1
ELECTRET MICROPHONE INSERT	£0.90
Linear Hall effect IC Micro Switch no 613 SS4 sim RS 304-267	£2.50 100+ £1.50
HALL EFFECT IC UGS3040 + MAGNET	£1
OSCILLOSCOPE PROBE SWITCHED X1 X10	£10
CHEAP PHONO PLUGS	100/£2 1000/£18
1 pole 12 way rotary switch	4/£1
AUDIO ICS LM380 LM386	£1 ea LM324
555 TIMER 5/£1 741 OP AMP	5/£1
ZN414 AM RADIO CHIP	80p
COAX PLUGS nice ones	4/£1
COAX BACK TO BACK JOINERS	3/£1
4 x 4 MEMBRANE KEYBOARD	£1.50
15.000uF 40V	£2.50 (£1.25)
INDUCTOR 20uH 1.5A	5/£1
NEW BT PLUG + LEAD	£1.50
1.25" PANEL FUSEHOLDERS	3/£1
CHROMED STEEL HINGES 14.5 x 1" OPEN	£1 each
12v 1.2w small wire ended lamps fit AUDI VW TR7 SAAB VOLVO	10/£1
12V MES LAMPS	10/£1
STEREO CASSETTE HEAD	£2
MONO CASS HEAD £1 ERASE HEAD	50p
THERMAL CUT OUTS 50 77 85 120°C	£1 ea
THERMAL FUSE 121°C 240V 15A	5/£1
TRANSISTOR MOUNTING PADS TO-5/TO-18	£3 1000
TO-3 TRANSISTOR COVERS	10/£1
STICK ON CABINET FEET	30/£1
PCB PINS FIT 0.1" VERO	200/£1
TO-220 micas + bushes	10/50p 100/£2
TO-3 micas + bushes	15/£1
PTFE min screened cable	10m/£1
Large heat shrink sleeving pack	£2
CERAMIC FILTERS 6M/9M/10.7M	50p 100/£20
1c C chassis plug rfi filter 10A	£3
Potentiometers short spindles values 2k5 10k 25k 1m	
2M5 lin	5/£1
500k lin 500k log	4/£1
40kHz ULTRASONIC TRANSDUCERS EX-EQPT NO DATA	£1/pr

1N4148	100/£1.50
1N4004/SD4 1A 300V	100/£3
1N5401 3A 100V	10/£1
BA158 1A 400V fast recovery	100/£3
BA159 1A 1000V fast recovery	100/£4
120V 35A STUD	65p
BY127 1200V 1.2A	10/£1
BY254 800V 3A	8/£1
BY255 1300V 3A	6/£1
6A 100V SIMILAR MR751	4/£1
1A 800V BRIDGE RECTIFIER	4/£1
4A 100V BRIDGE	3/£1
6A 100V BRIDGE	2/£1
8A 200V BRIDGE	2/£1.35
10A 200V BRIDGE	£1.50
25A 200V BRIDGE £2	10/£15
25A 400V BRIDGE £2.50	10/£22

DIODES AND RECTIFIERS

1N4148	100/£1.50
1N4004/SD4 1A 300V	100/£3
1N5401 3A 100V	10/£1
BA158 1A 400V fast recovery	100/£3
BA159 1A 1000V fast recovery	100/£4
120V 35A STUD	65p
BY127 1200V 1.2A	10/£1
BY254 800V 3A	8/£1
BY255 1300V 3A	6/£1
6A 100V SIMILAR MR751	4/£1
1A 800V BRIDGE RECTIFIER	4/£1
4A 100V BRIDGE	3/£1
6A 100V BRIDGE	2/£1
8A 200V BRIDGE	2/£1.35
10A 200V BRIDGE	£1.50
25A 200V BRIDGE £2	10/£15
25A 400V BRIDGE £2.50	10/£22

SCRs

PULSE TRANSFORMERS 1 1+1	£1.25
2P4M EQUIV C106D	3/£1
MCR72-6 10A 600V SCR	£2
35A 600V STUD SCR	£1
TICV106D 800mA 400V SCR	3/£1 100/£15
MEU21 PROG UNIJUNCTION	3/£1

TRIACS

BT 137-600 8A TO-220	2/£1
BT138-600 12A TO-220	70p
MEU21 PROG. UNIJUNCTION	3/£1
NEC TRIAC AC08F 8A 600V TO220	5/£2 100/£30
TXAL225 8A 400V 5mA GATE 2/	£1 100/£35
TXAL228 8A 400V 5mA ISOL TAB	£1
TA08-400 8A 400V 5mA GATE ISOL TAB	£1

DIACS 4/£1

CONNECTORS

D25 IDC SOCKET FUJITSU	£2
34 way card edge IDC CONNECTOR (disk drive type)	£1.25
CENTRONICS 36 WAY IDC PLUG	£2.50
CENTRONICS 36 WAY IDC SKT	£4.00
BBC TO CENTRONICS PRINTER LEAD 1.5M	£3.50
CENTRONICS 36 WAY PLUG SOLDER TYPE	£4
USED CENTRONICS 36W PLUG + SKT	£3

USED D CONNECTORS price per pair

D9 60p, D15 £1.50, D25 £2, D37 £2, D50 £3.50 covers 50p ea.	
---	--

WIRE WOUND RESISTORS

W21 or sim 2.5W 10 of one value	£1
R10 OR15 OR22 2R0 4R7 5R0 5R6 8R2 10R 12R 15R 18R 20R 22R 27R 33R 47R 56R 62R 91R 120R 180R 390R 430R 470R 680R 820R 910R 1K15 1K2 1K5 1K8 2K4 2K7 3K3 3K0 5K0 R05 (50 milli-ohm) 1% 3w	4 FOR £1
W22 or sim 6W 7 OF ONE VALUE	£1
R47 R62 1R0 1R5 1R8 3R3 6R8 9R1 12R 20R 24R 27R 33R 51R 56R 62R 68R 100R 120R 180R 220R 390R 560R 620R 910R 1K0 1K2 1K5 1K8 2K2 2K7 3K3 3K9 4K7 8K2 10k 15k 16k 20k	£1
W23 or sim 9W 6 of one value	£1
R22 R47 1R0 1R1 56R 62R 100R 120R 180R 220R 300R 390R 680R 1K0 1K5 5K1 10K	
W24 or sim 12W 4 OF ONE VALUE	£1
R50 2R0 9R1 18R 22R 27R 56R 68R 75R 82R 100R 150R 180R 200R 220R 270R 400R 620R 1K0 6K8 8K2 10K 15K	

PHOTO DEVICES

SLOTTED OPTO-SWITCH OPCOA OPB815	£1.30
2N5777	50p
TIL81 PHOTO TRANSISTOR	£1
TIL38 INFRA RED LED	5/£1
4N25, OP12252 OPTO ISOLATOR	50p
PHOTO DIODE 50p	6/£2
MEL12 (PHOTO DARLINGTON BASE n/c)	50p
4 DIGIT LED 7 SEG. DL4770	£1
LEDs RED 3 or 5mm 12/£1	100/£6
LEDs GREEN OR YELLOW 10/£1	100/£6.50
LEDs ASSORTED RD/GN/YW + INFRA/RED	200/£5
FLASHING RED OR GREEN LED 5mm 50p	100/£40

STC NTC BEAD THERMISTORS

G22 220R, G13 1K, G23 2K, G24 20K, G54 50K, G25 200K, RES @ 20°C DIRECTLY HEATED TYPE	£1 ea
FS228W NTC BEAD INSIDE END OF 1" GLASS PROBE @ 20°C 200R	£1 ea
A13 DIRECTLY HEATED BEAD THERMISTOR 1k res. ideal for audio Wien Bridge Oscillator	£2 ea

CERMET MULTI TURN PRESETS 9/4"

10R 20R 100R 200R 250R 500R 2K 2K2 2K5 5K 10K 47K 50K 100K 200K 500K 2M2	50p each
--	----------

IC SOCKETS

6 pin 15/£1 8 pin 12/£1 14/16 pin 10/£1 18/20 pin 7/£1, 22/24/28 pin 4/£1 40 pin 30p	
--	--

SOLID STATE RELAYS

40A 250V AC SOLID STATE RELAYS	£18
--------------------------------	-----

POLYESTER/POLYCARB CAPS

100n, 220n, 63v 5mm	20/£1 100/£3
1n/3n/5n/6n/8n/2 10n 1% 63v 10mm	100/£6
10n/15n/22n/33n/47n/68n 10mm rad	100/£3.50
100n 250v radial 10mm	100/£3
100n 600v sprague axial 10/£1	100/£6 (£1)
2u2 160v RAD 22mm, 2u2 100v RAD 15mm	100/£10
10n/33n/47n 250v ac x rated 15mm	10/£1
470n 250v ac x rated rad	4/£1
1U 600V MIXED DIELECTRIC	50p ea.
1u0 100V RAD 15mm, 1u0 22mm RAD	£6/100

RF BITS

MINIATURE CO-AX 50u URM95	100mV/£2
---------------------------	----------

TRIMMER CAPS ALL	4/50p
SMALL 5pF 2 pin mounting 5mm centres	
SMALL MULLARD 2 to 22pF	4/50p
SMALL MULLARD 5 to 50pF	4/50p
larger type grey 2 to 25pF black 15 to 90pF	
TRANSISTORS 2N4427	60p
FEED THRU CERAMIC CAPS 1000pF	10/£1

MINIATURE RELAYS

5 volt coil 1 pole changeover	£1
5 volt coil 2 pole changeover	£1
12 volt coil 1 pole changeover	£1

MONOLITHIC CERAMIC CAPICITORS

10n 50v 2.5mm	100/£4.50
100n 50v 2.5mm or 5mm	100/£6
100n ax short leads	100/£3
100n ax long leads	100/£6
100p 50v dip package 0.3" rad	£10 100

STEPPER MOTORS

4 PHASE 2.9V WINDINGS	£3.50
7.5 DEGREES PER STEP 2 12 volt windings	£4

KEYTRONICS

TEL. 0279-505543

FAX. 0279-757656

P O BOX 634

BISHOPS STORTFORD

HERTFORDSHIRE CM23 2RX

MAIL ORDER ONLY

MIN CASH ORDER £3.00 OFFICIAL ORDERS WELCOME
UNIVERSITIES COLLEGES SCHOOLS GOVT. DEPARTMENTS
MIN. ACCOUNT ORDER £10.00
P&P AS SHOWN IN BRACKETS (HEAVY) ITEMS
65p OTHERWISE (LIGHT) ITEMS

ADD 15% VAT TO TOTAL
ELECTRONIC COMPONENTS
BOUGHT FOR CASH





HOME-BASE

Ian Burley hosts this month's column. He's had a good look round the Winter Consumer Electronics Show in Las Vegas and tells us about a variety of new and interesting products for the domestic and office scenes.

Every January and June the consumer electronics community in North America up and leave home for a few days to meet up in Las Vegas and Chicago respectively to see and show the latest goods. These shindigs aren't modest affairs. It's difficult to know where to start when you're confronted with your first Consumer Electronics Show (CES), after all at Winter CES'90 some 100,000 show goers went to see about 1,400 companies spread around nearly a dozen exhibition sites in dazzling Las Vegas Nevada.

CES has to be the ideal example I'd use to explain the meaning of "diverse" to an alien. Virtually anything remotely associated with leisure products powered by electricity can be found at CES, from home computers and video games, hifi and in car audio, all manner of video and tv equipment, batteries, calculators, telephones and home automation and office technology, to mention but a few. There's also audio and video software media, watches of all shapes and sizes and even a separate section dedicated to adult video.

Although CES is really a domestic trade event for the American and Canadian consumer electronics market, companies often use the show platform to reveal new products and innovations for the global market.

Main themes this year were expected to be high definition tv (hdtv), home automation, home theatre, dat vs analogue tape and the latest in home video game consoles.

DOLBY S

Starting totally at random, Dolby managed to persuade four respected hifi names, Teac, Denon, Harman Kardon and Pioneer, to show prototype cassette decks incorporating the latest tape noise reduction system, Dolby S. Besides offering audiophiles even better cassette recording quality, Dolby S was heralded at the show by the American pundits as the last nail in dat's consumer coffin market coffin.

Dolby S is a refinement of Dolby C, which has been around for several years. The problem with C is that it's not very compliant with a range of different tapes. Dolby claims that S is much more compliant and will

exhibit considerably less distortion on a wide range of tapes. While Dolby C failed to take over from Dolby B as the de facto noise reduction standard for cassette tape, Dolby thinks S will finally achieve this goal. Dolby is currently reducing its prototype S chip count for mass production and we should see Dolby S equipped decks in the shops by the end of the year.

Proponents of dat as a home hifi leisure medium were very depressed about the Dolby S revelation because there is now a school of thought which thinks the trusty compact cassette can now virtually match dat for quality in the majority of homes. dat hardware and software will always be more expensive and the all important record companies are more likely to embrace Dolby S than dat even though they're supposed to have agreed to start producing for the latter.

HDTV

Pre-show blurb heralded CES as the event to see hdtv. I managed to sit in on a marvellous hdtv demo courtesy of Barco Inc., a respected manufacturer of video projection systems but, very disappointingly, nobody else showed hdtv technology. The Barco demonstration was all the more impressive because it was projected. The demo started with an impressive enough standard resolution (525 line NTSC) selection of film

clips and half way through the hdtv projector was switched in. The assembled viewers gasped with amazement and in typical American enthusiasm promptly applauded. Coupled with an impressive stereo surround sound backing, the Barco demo was perhaps the highlight of the show for me.


However, hdtv is still some years away from being a commercial reality.

All the big names in tv and video virtually refused to acknowledge the existence of hdtv on their show stands. Instead, the US trend is for bigger tvs - up to 35 inch tubes, and even video projectors, which leads us on to the perception of another American growth market, home theatre. Stereo tv broadcasts are now well established in the States and coupled with suitable decoders, like Dolby's Surround and Pro Logic systems, and huge screen tvs or projectors, more and more homes are being equipped with dedicated viewing rooms, or home theatres. Videos are also getting better with, for example, Sharp unveiling an amorphous nine head vcr. Sharp also exhibited an lcd based video projector.

XAPSHOT

Remaining on the subject of video, Canon invested in a large display for its Sony Mavica based Xap-Shot still video camera. In fact Canon has developed a whole range of still video cameras for both professional and





leisure use. These cameras all use the same Sony developed tiny 2 inch Mavica floppy disc to record up to 50 still frames according to the resolution used. Sony's own Mavica camera for the consumer market has an audio option which lets you record about 10 seconds of sound instead of a picture. Oddly enough Canon representatives were rather dismissive of this feature and somewhat smugly reminded me of Sony's decision not to show the Mavica at CES. It's all very well being able to take pictures on a camera which will replay them on a tv, but what about prints? Canon showed a hard copy device which produces 5 inch colour prints of surprisingly good quality. The idea is that Canon dealers will have one or two of these devices in their shops to cater for the odd snap shot a Xap-Shot owner wants printed. Prints are said to cost about \$1 (60p) each and I'd equate quality to that of a good 110 print in terms of sharpness but without the annoying graininess of conventional film. Another potentially important use for the still-video technology is for image capture in computer applications like desktop publishing. An Apple Macintosh was on hand to demonstrate this, though quality was a bit disappointing as a fairly basic analogue to digital interface box was being used. Canon Xap-Shot cameras start at about \$995 and the European PAL compatible version is just starting to appear here in the UK, but called the Canon Eon, priced £500.

DIGITAL PHONES

Telephones in the States aren't the somewhat boring and taken for granted everyday necessities we often take them for here. Digital exchanges started to appear in America and Canada several years before the UK and subsequently many advanced new features provided by the new exchanges have started to appear. These are CLASS, or Custom Local Area Service System features.

One of the most exciting and already

controversial has been the limited introduction of a facility known as Caller ID. Already available in many office pabx systems, CID lets the phone call recipient know the phone number of the caller on a small lcd screen - even before he or she has to pick up the phone to answer it. Several states have blocked the introduction of CID because of complaints concerning a perceived erosion of "civil liberty." The phone companies feel that CID is an ideal way to deal with the problem of malicious callers and "heavy breathers." Others argue that they have a right to contact people on the phone regardless of who they are.


CID adapter boxes, which you add to an existing phone, have been available for about a year now. Telecomms manufacturer, Northern Telecom, launched the world's first phone with integral CID at CES with the help of celebrity William Shatner, better known as Captain Kirk from Star Trek. The Northern Telecom "Maestro" phone can also remember the phone numbers of callers who missed you if you were out and there's even a facility to include a black list of numbers you don't want to get through to you. The Maestro costs \$136 or about £80 and is just a hint at what's to come telecomms-wise. Other CLASS facilities include multiple lines on the same phone number, call diverting, and distinctive ring patterns to indicate who the call is for.

VIDEO PHONES

Talking of phones, Sharp showed its colour video phone system at CES. These are actually on sale in Japan, though probably only to those who succumb to flashy gimmicks. The Sharp videophone does sport the latest technology colour led screen, but frame refresh is at best only every few seconds and can't, by any stretch of the imagination, be called real time! Still, the phone itself looks good and you don't need dozens of lines like some of the more ambitious prototypes which have been seen. Of course, you can only use the picture facility when phoning another Sharp videophone.

SPEAKER PHONES

One of the largest US phone companies, AT&T, made a couple of interesting announcements at CES. Following an accelerating overall trend, AT&T has taken a facility already offered to the business community and offered it to the householder. This time it's a network of versatile phones, called Intercom Speakerphones, in your own home, complete with paging and an intercom facility, but without the need to rewire the installed phone lines. AT&T also announced improved reception quality on its range of cordless phones using an enhancement system called Clarity Plus. The claim is that static noise and interference has been virtually eliminated, even near the limits of reception range.



Not surprisingly, there was no sign of any of the new digital cordless phone technology which has started to appear this side of the Atlantic - in other words Telepoint. Supporters of Telepoint in the UK say that there is considerable Stateside interest in the CT2 technology being developed by Ferranti, Shaye and Plessey. Perhaps we'll see Telepoint making its mark in future CES shows.

The trend towards working from the comfort of your own home is no more evident than in the States. CES is a show for products aimed at the home, so perhaps it's no surprise that fax machines and compact photocopiers were much in evidence at CES, as were personal computers - especially the new




generation of notebook and pocket sized computers and advanced "electronic organiser" calculators.

CASIO BOSS

Casio introduced a new BOSS (Business Organiser Scheduling System) electronic organiser at the show, called the SF-9000. The compact unit offers a Sinclair ZX81 reminiscent flat QWERTY keyboard coupled to 64K of ram and a 32 column by 6 line led display. The SF-9000 can be linked to either an Apple Macintosh or a PC with optional link packs and plug in software comes in the form of credit card sized memory expansion cards. More ambitious software offerings are also being supplied on disc for use with the BOSS to PC links. The BOSS range starts at \$300.

Meanwhile, Sharp released some new applications cards for its established IQ personal organiser, known as the Wizard in the States. Another American firm making a name for itself by packing incredible things into very small calculator like cases is Franklin Computer. Its biggest claim to fame so far has been to offer a dedicated calculator sized computer containing the entire new and old testaments of the Holy Bible, King James version. A small QWERTY keyboard gives




you access to a search system which instantly finds you favourite quotations and passages. The Franklin hand held Bible sells for \$329. The company also makes a range of pocket sized language translators (including speaking versions), spelling checkers and a thesaurus. That originator of all electronic pocket organisers, the Psion Organiser, is an established product in the States and much in evidence at CES. Much interest was shown in Psion's new range of A4 sized Mobile Computers or MC laptops.

Another popular pocket sized computer at CES was Atari's Portfolio Pocket PC.

HOME AUTOMATION

So onto one of the adopted themes of the show; home automation. To be honest, like the much heralded hdtv, there wasn't an abundance of home automation systems on show, but what there was proved interesting. Californian firm, Mastervoice, exhibited its Butler in a Box appliance control system, complete with a



voice command option. The main control unit can remotely switch on or off up to 28 lights and or relayed appliances through the house's normal electrical wiring. Inventor of the Butler in a Box is Gus Searcy, an ex-professional magician. He claims the idea to build the device, which he paternally refers to as "Sidney," came from joking from friends that as a magician he should be able to switch things on or off around the house through "magic." With a voice recognition option, based around a \$150 NEC voice recognition chip, it might as well be magic. A less expensive infra red remote control is also available.

CES also saw the announcement of a Home Automation Standard devised by the Electronic Industries Association in Washington DC. Basically the standard envisages common inter-communication between controllable appliances through telephone, electricity and cable tv cabling as well as rf and infra red links. One scenario put forward would be when a home owner could check his or her home security system before retiring for the night, in other words all the doors could be locked, non essential lights switched off and the central heating or air conditioning thermostat turned down all from a bedside panel or remote control, not to mention via voice command. Imagine 2001's HAL in your home... Appliance adjustments could also be made



simply by phoning home from the office too. Exactly what chance the ideas proposed by the EIA have of being adopted by the consumer electronics industry as a solid standard remains to be seen, but that vision of an automated future looks very attractive.

BATTERIES

Finally, on to a few odds and ends which caught the eye at CES. Duracell has come up with a novel way for customers to reassure themselves that batteries they have just bought are fresh. An electrolytic battery test indicator is printed on the battery blister pack. The only problem is that you have to open the pack to test the batteries. But still, it's an excellent idea and one which will hopefully cross the Atlantic to the UK soon. Sticking with batteries, Duracell announced developments in Zinc/air battery technology while Gates Energy unveiled a new range of Millenium Nicad rechargeable batteries. Milleniums have a life time guarantee and a claimed 30% improvement in charge life.

Sony showed its first "one-bit" High Density Linear Converter (hdlc) portable cd player. The new Sony Discman is one of the first portables to incorporate the latest one-bit digital sound processing circuitry only recently introduced to top end hifi cd players.

NEVADA BLASTING

Outside under the bright Nevada desert sun, in car stereo systems were blaring out at full blast - you could feel the bass inside neighbouring exhibition halls. The main innovation here was a new digital signal processor (dsp) based sound field enhancer system from Pioneer. DSP heads, as they're known in the car hifi trade, aren't very new, but Pioneer is the first company to have brought pricing down well below \$1,000.

That's all from the CES Show for now. Look out for our coverage of the Summer CES in Chicago this June.

Ian Burley is the News and Features Editor for BT Micronet, an on-line computer and technology magazine published on Prestel by British Telecom.

We shall have another Home-Base feature for you next month. **PE**



PE RADIO CLOCK

Tuner unit Kit 298.1 £13.00
 Decoder Unit Kit 298.2 £36.50
 More details in catalogue

Here's just a selection of our kits for PE-published projects.

Many more in our catalist!

Send medium sized stamped addressed envelope for your copy and with all enquiries. (Overseas send £1.00 to cover postage).

PHONOSONICS,
 DEPT PE95, 8 FINUCANE DRIVE,
 ORPINGTON, KENT, BR5 4ED.
 Tel: 0689-37821 (answering machine)


GET KITTED!

AND ENJOY THE PLEASURES OF ELECTRONICS

THROUGH

PHONOSONICS

LEADING SUPPLIERS OF KITS FOR PE PROJECTS SINCE 1972



PE ECHO STATION

Multiple extended delays version SET 294L £65.00
 Standard delay version SET 294S £33.50

PE BAROMETER SET285 £41.20
 Computer controlled unit for monitoring atmospheric pressure.

PE GEIGER COUNTER SET264 £65.50
 A nuclear radiation detector for environmental and geological monitoring. With built in speaker, meter and digital output. This project was demonstrated on BBC TV.

PE MULTIZONE ALARM CONTROLLER SET280 £23.90
 Two entry-zones, anti-tamper, personal attack, entry-exit timing, timed duration, auto resetting, latching LED monitors.


PE DUAL BEAM OSCILLOSCOPE SET 290 £57.50.
 Electronic comps. incl. pcbs, excluding crt, transformer and case.

PE VOICE SCRAMBLER SET287 £49.50
 32 switchable channels to keep your communications confidential.

PE EEPROM PROGRAMMERS
 DETAILS IN CATALOGUE

ORDERING

Add 15% VAT. Add P&P - Sets over £50 add £3.00. Others add £2.00. Overseas P&P in catalogue. Text photocopies - Oscilloscope £3.00, Geiger £3.00, Radio Clock £3.00, others £1.00, plus 50p post or large SAE. Insurance 50p per £50. MAIL ORDER, CWO, CHQ, PO, ACCESS VISA. **Telephone orders: Mon-Fri, 9am - 6pm. 0689 37821. (answering machine).**



PE FREQ COUNTER/GEN

Counting to 4MHz, digital generator to 2MHz, variable wave form generator to 20kHz. SET 296 (See list for more details) £33.50



NATIONAL
 COLLEGE OF
 TECHNOLOGY

Packaged Short Courses

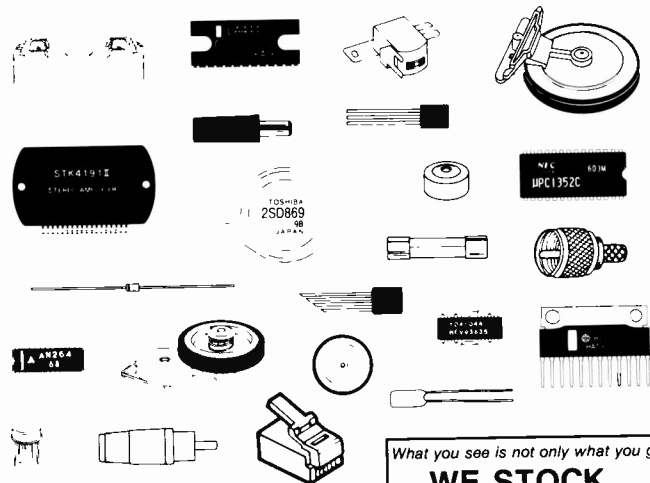
The National College of Technology (NCT Ltd) offers a range of packaged short courses in analogue electronics, digital electronics and fibres & optoelectronics for study at home or at work. The advantages are that you may,

- commence at any time
- work at your own pace
- have a tutor (optional)

and there is no travelling involved. BTEC certificates are available subject to the conditions of the award. These highly popular packed courses contain workbooks, a cassette tape, circuit board and components necessary to provide both theoretical and practical training.

Whether you are a newcomer to electronics or have some experience and simply need updating, there is probably a packaged short course ready for you. Write or telephone for details, quoting Practical Electronics, to:

NCT Ltd, Bicester Hall
 5 London Road, Bicester
 Oxon OX6 7BU
 or telephone (0296) 613067 Ext. 202



What you see is not only what you get.
WE STOCK...

YOUR RELIABLE ELECTRONIC COMPONENTS SUPPLY

- BEST PRICES YOU LONG HAVE WISHED TO GET
- FOR IMMEDIATE DELIVERY & RAPID SHIPMENT
- SPECIALIST IN JAPANESE NUMBERS AND PARTS
- TO ORDER INFORM US YOUR INQUIRY, OR ASK FOR YOUR FREE FULL CATALOG AND PRICES.

DALBANI CORPORATION OF AMERICA
 2733 CARRIER AVENUE, LOS ANGELES, CALIFORNIA 90040
 USA Tel: (213) 727-0054 Fax: (213) 727-6032
 Fax: (213) 888-6032 Tlx: 3722489

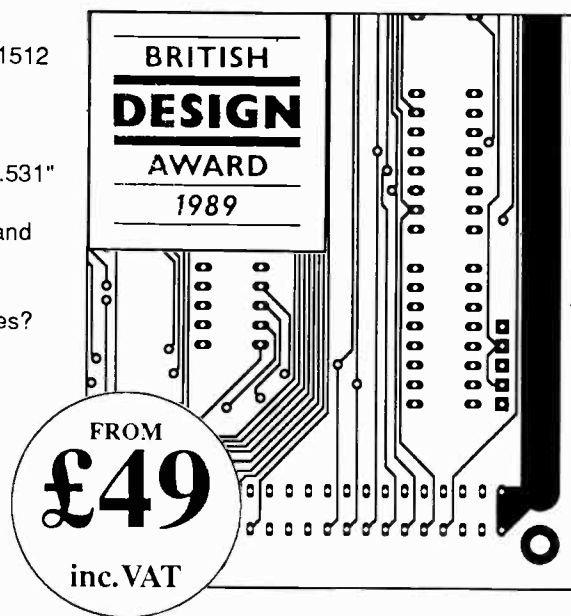
MAKING ELECTRONICS C.A.D. AFFORDABLE

EASY-PC

PCB CAD, FOR THE PC/XT/AT

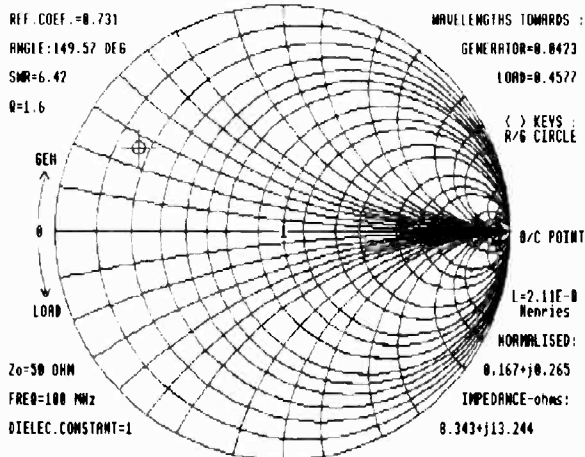
TINY-PC

- Are you still using tapes and a light box?
- Have you been putting off buying PCB CAD software?
- Have you access to an IBM PC/XT/AT or clone inc Amstrad 1640 & 1512
- Would you like to be able to produce PCB layouts up to 17" square?
- With up to 8 track layers and 2 silk screen layers?
- Plus drill template and solder resist?
- With up to eight different track widths anywhere in the range .002 to .531"
- With up to 16 different pad sizes from the same range?
- With pad shapes including round, oval, square, with or without hole and edge connector fingers?
- With up to 1500 IC's per board, from up to 100 different outlines?
- With auto repeat on tracks or other features – ideal for memory planes?
- That can be used for surface mount components?
- With the ability to locate components and pads on grid or to .002" resolution?
- With an optional auto via facility for multilayer boards?
- With the ability to create and save your own symbols?
- That can be used with either cursor keys or mouse?
- That is as good at circuit diagrams as it is a PCB's?
- That outputs to Dot Matrix Printer, Pen-plotter or phot-plotter (via bureau)?
- Where you can learn how to use it in around an hour?



SMITH CHART PROGRAM – Z-MATCH

For IBM, PC/XT/AT and clones inc. Amstrad 1512 and 1640 and BBC B, B+ and Master.

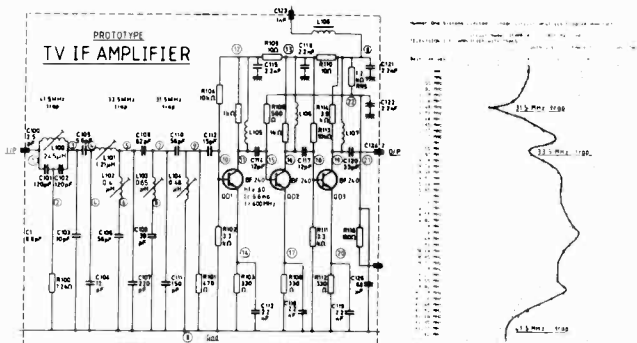


Z-MATCH – Takes the drudgery out of R.F. matching problems. Includes many more features than the standard Smith Chart. Provides solutions to problems such as TRANSMISSION LINE MATCHING for AERIALS and RF AMPLIFIERS with TRANSMISSION LINE TRANSFORMER and STUB MATCHING methods using COAXIAL LINES MICROSTRIP, STRIPLINE and WAVEGUIDES. The program takes account of TRANSMISSION LINE LOSS, DIELECTRIC CONSTANT, VELOCITY FACTOR and FREQUENCY. Z-MATCH is supplied with a COMPREHENSIVE USER MANUAL which contains a range of WORKED EXAMPLES

£130 for PC/XT/AT etc
£65.00 for BBC B, B+ and Master

CIRCUIT ANALYSIS BY COMPUTER – ANALYSER II

For IBM, PC/XT/AT and clones inc. Amstrad 1512, 1640, R.M. NIMBUS, and BBC B, B+, and Master.



"ANALYSER II" – Analyses complex circuits for GAIN, PHASE, INPUT IMPEDANCE, OUTPUT IMPEDANCE and GROUP DELAY over a very wide frequency range.

Ideal for the analysis of ACTIVE and PASSIVE FILTER CIRCUITS, AUDIO AMPLIFIERS, LOUDSPEAKER CROSS-OVER NETWORKS, WIDE-BAND AMPLIFIERS, TUNED R.F. AMPLIFIERS, AERIAL MATCHING NETWORKS, TV I.F. and CHROMA FILTER CIRCUITS, LINEAR INTEGRATED CIRCUITS etc. STABILITY CRITERIA AND OSCILLATOR CIRCUITS can be evaluated by "breaking the loop". Can save days breadboarding and thousands of pounds worth of equipment.

£195 for PC/XT/AT etc.
£130 for BBC B, B+ and Master

All prices Ex-VAT
WRITE OR PHONE FOR FULL DETAILS:- REF PE

Harding Way, St Ives, Huntingdon Cambs, PE17 4WR
Tel: St Ives (0480) 61778 (5 lines)
We provide full after-sales support with free telephone 'hotline help' service.
Software updates are free within 6 months of purchase date.

Last month, basic principles of applied robotics and some practical examples were discussed, and we tootled off on a two-tone horn. First, now, a few more peripherals.

LED DRIVER

Data line PB4 activates the led driver circuit in Fig.20. The appropriate logic level enables the led to be turned on or off, ie. logic 0= off, logic 1 = on.

Logic 1 provides forward bias to the transistor, turning it on and allowing current to flow through the led pair via TR3.

Fig.21 shows the sound/light (horn /led) codes, and the sound and light test program is shown in Fig.22.

COLLISION DETECTION

Data line PB7 is allocated to a strategically places microswitch on the front of the robot wired as in Fig.23, such that a collision may be detected by the use of appropriate software, eg, Basic lines:

```
80 IF (?&FE60 AND 128) = 0 THEN GOTO 100
90 IF (?&FE60 AND 128) = 128 THEN GOTO 80
```

This simple routine utilises the logical operator AND to test whether or not bit 7 (decimal value 128, 10000000) is set.

In part two, Alan Pickard puts you on the write procedure for circuit and software control of a micro-buggy.

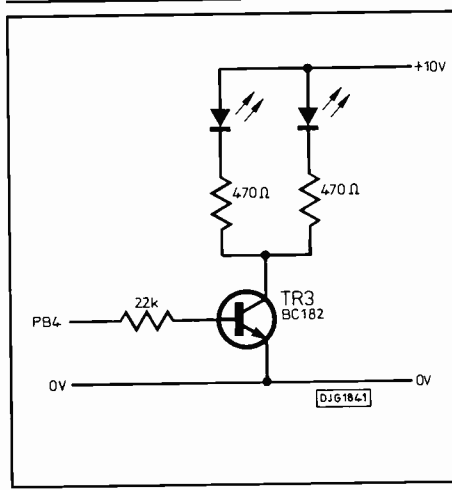


Fig 20. Led driver circuit.

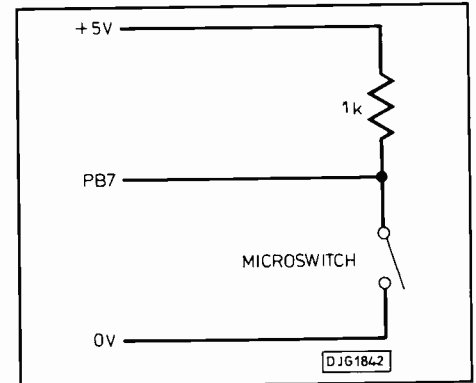


Fig 23. Collision detection via PB7.

FULL CONTROL CIRCUIT

The full control circuit in Fig.26 comprises the previous individual circuit sections which have already been described.

A complete layout and wiring diagram is shown in Fig.27. This is constructed on standard Veroboard which can be shaped or sized to suit the constructor's chassis. As stated before, various methods can be used for producing a motor/wheel unit. One possibility would be to modify or strip down a vehicle such as a 'Big-Trak' or radio-controlled vehicle with suitable steering.

BUILDING A ROBOT CAR

The listing in Fig.24 provides a Basic routine for collision detection.

An alternative method of implementing collision detection could be to utilise the interrupt facility of the 6502 cpu. A microswitch connection can be made via CB1 which in turn connects to the cpu interrupt circuitry Fig 25). This is a more direct method, allowing direct communication with the cpu and interruption of an executing program. Apart from providing a more satisfactory software method, it releases PB7 for some other input sensor (or output) function. Also, CB2 could be used for another switch.

For example, CB1 could be wired as an interrupt on one or two front microswitches, with CB2 as one or two rear or side microswitches.

Further details of the use of interrupts will be

covered later, including test programs in Basic and machine code (assembler).

TESTING

All sections of the circuit can be tested by connection to the user port before connecting and fitting to the vehicle assembly. Simple basic routines and programs can be tried, and a feature of the BBC micro which can be used is the programming of user keys. Individual functions can be assigned to up to 16 keys, including the edit keys. This function can be retained when writing larger test and 'on-line' programs and enables manual control of the robot (motors, tones, led and various combinations of these actions).

Whatever vehicle type is chosen, if expansion is intended consideration should be given to weight (including batteries, space required and mechanical stability).

A further point is that the fitting of on/off switches for supplies to pcb and motors is more convenient than chasing an 'aborted' robot, or than being deafened by continuous tones!

Fig 24. Collision detect (PB7) program.

```
10 REM MICROBE 2.11
20 REM COLLISION DETECTION (PB7)
30
40
50
60 ?&FE60=&0F
70
80 PRINT "FORWARD"
90 IF (?&FE60 AND 128) = 0 THEN
    GOTO 120
100 IF (?&FE60 AND 128) = 128 THEN
    GOTO 90
110
120 ?&FE60=&00
130
140 PRINT "REVERSE"
150 FOR M=1 TO 2000
160 NEXT
170
180 GOTO 80
```

Fig 21 (below). Codes for horn and led circuits. Fig 22 (right). Manual controls program for tones and leds.

HEX &	BINARY	ACTION PERFORMED
15	0001 0101	TONE 1 (500Hz)
35	0011 0101	TONE 2 (1000Hz)
45	0100 0101	LEDS ON
55	0101 0101	LEDS ON + TONE 1
75	0111 0101	LEDS ON + TONE 2

```
10 REM MICROBE 2.9
20 REM MANUAL CONTROLS (TONES & LEDES)
30
40
50
60 ?&FE62=&70
70 ?&FE60=&00
80
90 *KEY 11 ?&FE60=&00IM
100 *KEY 12 ?&FE60=&10IM
110 *KEY 13 ?&FE60=&20IM
120 *KEY 14 ?&FE60=&40IM
130 *KEY 15 ?&FE60=&80IM
```

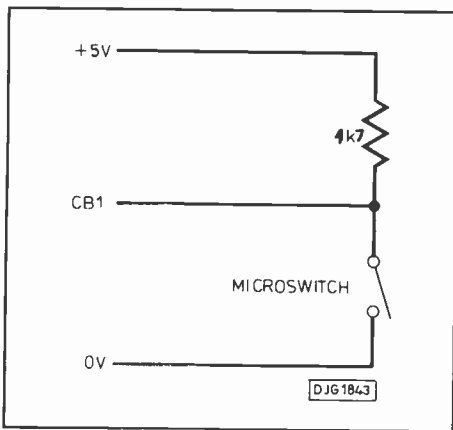


Fig 25. Collision detection via CB1 (for interrupt).

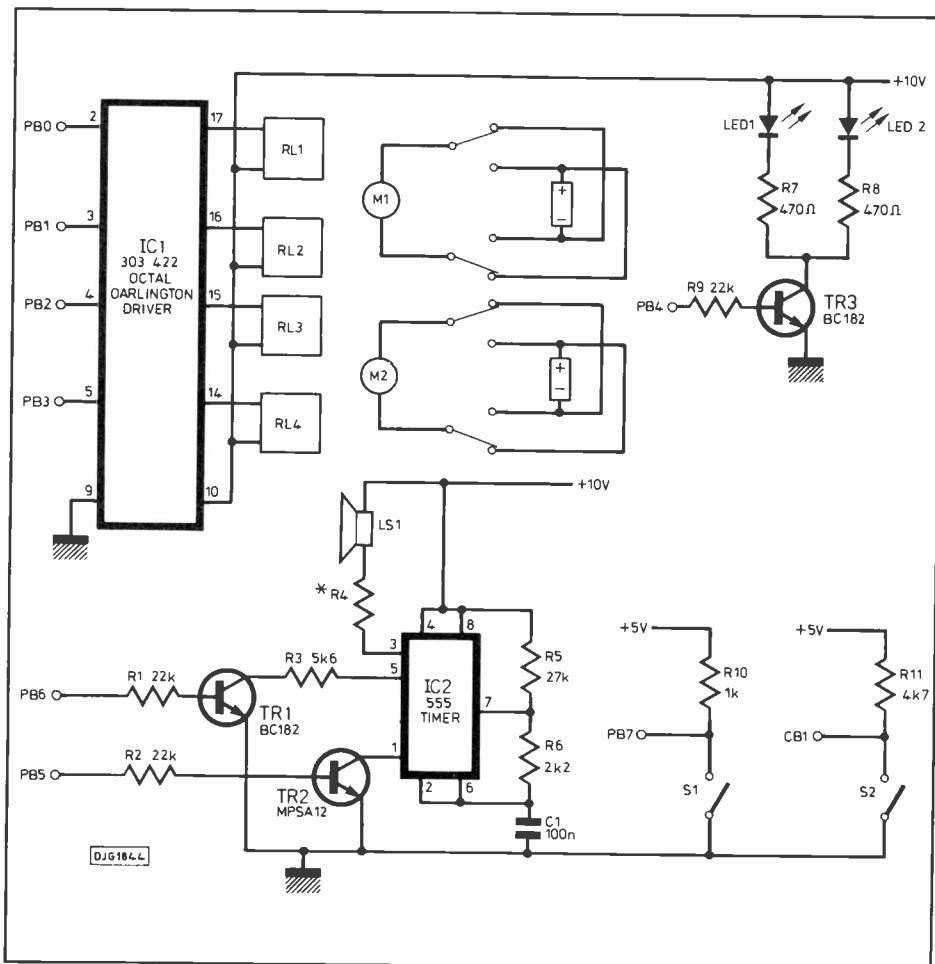
MANUAL CONTROL CODES

The table in Fig.28 provides useful information for programming of user keys (as utilised in Listings 1 or 2). The following information is also essential:

?&FE62 = &7F sets DO-D6 input, D7 output.
?&FE60 = &05 ensures robot is stationary!

*FX4,2 enables programming of edit keys as user keys(11-15), eg, *KEY 1 ?&FE60 = &15IIM.

Fig 26. Full control circuit of Microbe 3.



HEX &	FUNCTION	USER KEY	KEY NO.
05	STOP	◀ COPY	11
0C	LEFT	▶	12
03	RIGHT	▶▶	13
00	REVERSE	▼	14
0F	FORWARD	▲	15
15	TONE 1	f1	1
35	TONE 2	f3	3
45	LEDS ON	f4	4
55	LEDS ON + TONE 1	f5	5
75	LEDS ON + TONE 2	f7	7

Fig 28. Manual control codes for user-defined keys.

PROGRAM TECHNIQUES

We can now move on and outline simple programming techniques which can be used to provide some useful software relevant to the operation of the robot. Programs are very simple and modular and can therefore be easily used as building blocks to suit personal taste. There may be many ways that they can be made more efficient and effective, but this is up to the individual programmer.

Assuming that all of the hardware is complete and has been tested using the two simple manual test programs, we can now proceed to write individual modules which will make up a complete test program. (Reference will need to be made to the various tables already discussed).

BACK AND FORTH

The program in Listing 1 consists of a simple loop which will cause the robot to go forward, then stop, reverse and stop again. The GOTO statement in line 460 will cause this loop to be repeated until the program is stopped using ESCAPE.

A time delay between each function is provided using a FOR...NEXT loop. The value used to set the range within the loop produces a time delay in multiples of approximately two thousandths of a second. Thus 1000 provides a delay of about 0.5 of a second and 2000 a delay of 1 second.

Forward motion of the robot wheels is actually achieved by poking the hex value &0F into the data register of the 6522 VIA. PRINT statements are used to indicate the current motor action on the screen. The SOUND statement in each section signifies the start of the motor action.

Listing 1. Simple program for forward-stop-reverse-stop cycle.

```

10 REM MICROBE 3.1
20 REM FRSR
30
40
50
60 ?&FE62=&7F
70 ?&FE60=&05
80
90 *FX4,2
100
110 *KEY 11 ?&FE60=&05IM
120 *KEY 12 ?&FE60=&01IM
130 *KEY 13 ?&FE60=&0DIM
140 *KEY 14 ?&FE60=&00IM
150 *KEY 15 ?&FE60=&0FIM
160
170
180 REM FRSR LOOP
190
200 ?&FE60=&0F
210 PRINT
220 PRINT "FORWARD"
230 SOUND 1,-12,20,1
240 FOR M=1 TO 2000
250 NEXT
260
270 ?&FE60=&05
280 PRINT
290 PRINT " STOP"
300 SOUND 1,-12,20,1
310 FOR M=1 TO 2000
320 NEXT
330
340 ?&FE60=&00
350 PRINT"REVERSE"
360 SOUND 1,-12,20,1
370 FOR M=1 TO 2000
380 NEXT
390
400 ?&FE60=&05
410 PRINT "STOP"
420 SOUND 1,-12,20,1
430 FOR M=1 TO 2000
440 NEXT
450
460 GOTO 200

```

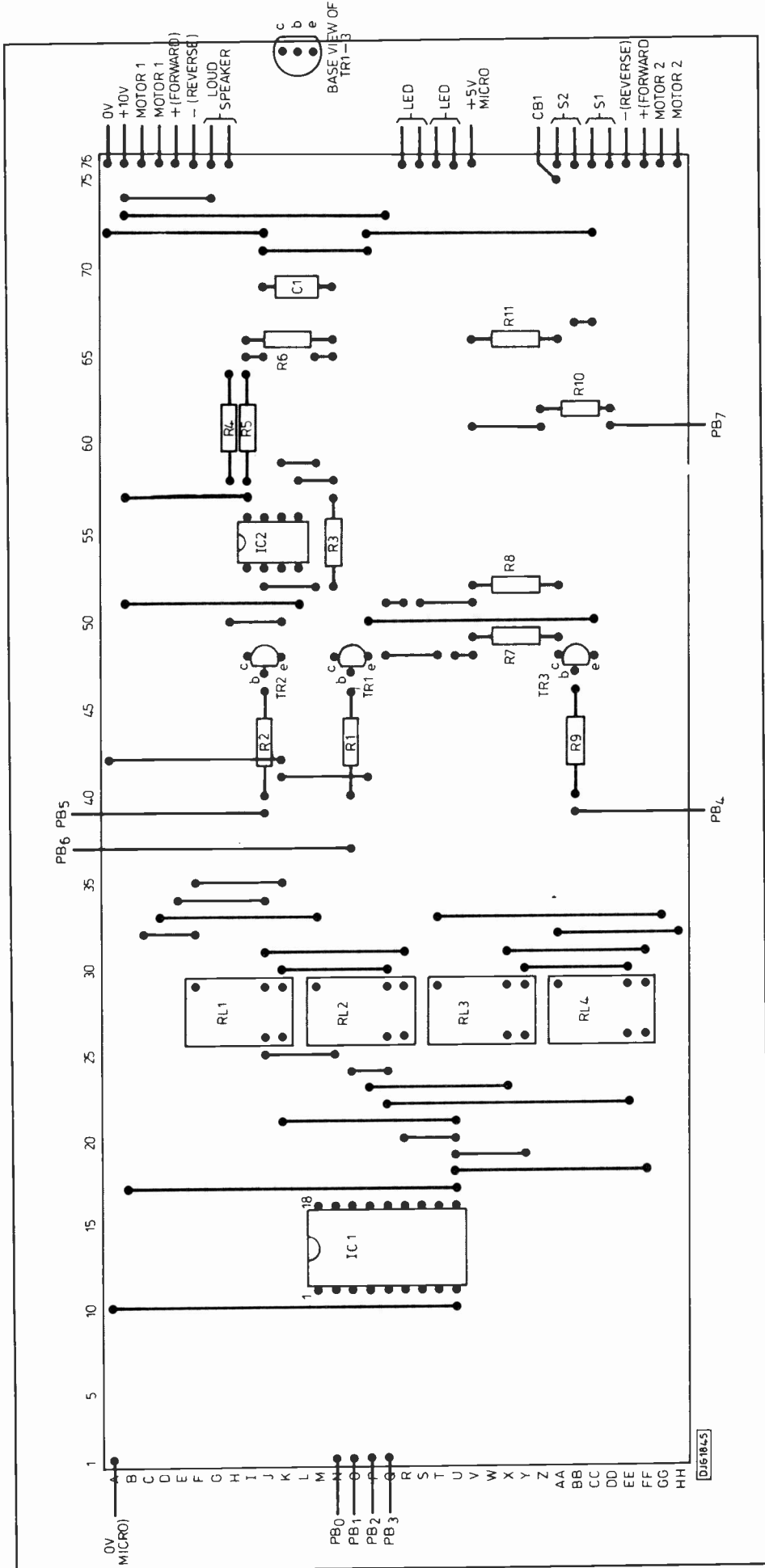



Fig 27a. Suggested layout for microbe 3. (Larger than lifesize).

SOUND 1,-12,20,1 produces a 'bleep' sound on channel 1 (from range 0-3), amplitude -12 (from range -15-0), pitch 20 (from range 0-255) and duration 1 (from range -1-254). The last section produces a longer sound (duration 10), to signify the end of the FSR cycle which is then begun again (GOTO 200).

Also included in this program is the manual controls routine. Once the program is run, the programmable keys are set and can be used when the main program loop is not running. (Remember however, that the edit keys can not then be used unless these keys are reset.)

SOUND AND LIGHT

Listing 2 details a program which produces a sequence of audible tones by use of the appropriate hex codes for the upper 4 bits of the VIA data register (ie, &1 (0001) and &3 (0011)). The lower 4 bits should be set for stationary operation (ie, &05).

Thus &15 and &35 will produce tone 1 tone 3 respectively, with the robot stationary. Code &05 would produce complete inactivity. As in Listing 1, FOR...NEXT loops provide the necessary time delays. The GOTO statement provides continuous operation of the loop until the program is stopped.

In this program (Listing 3) codes &45 and &05 are used alternatively with the usual time delay to flash the led pair on and off.

COLLISION DETECTION

Listing 4 provides forward motion (?&FE60=&0F) and then by use of the logical

Listing 2. Tone loop test program.

```

10 REM MICROBE 3.2
20 REM SOUND
30
40
50
60 ?&FE62=&7F
70 ?&FE60=&05
80
90 *KEY 1 ?&FE60=&15IM
100 *KEY 3 ?&FE60=35IM
110
120
130 REM SOUND LOOP
140
150 ?&FE60=&15
160 FOR S=1 TO 1000
170 NEXT
180
190 ?&FE60=&05
200 FOR S=1 TO 1000
210 NEXT
220
230 ?&FE60=&35
240 FOR S=1 TO 1000
250 NEXT
260
270 ?&FE60=&05
280 FOR S=1 TO 1000
290 NEXT
300
310 GOTO 150
    
```

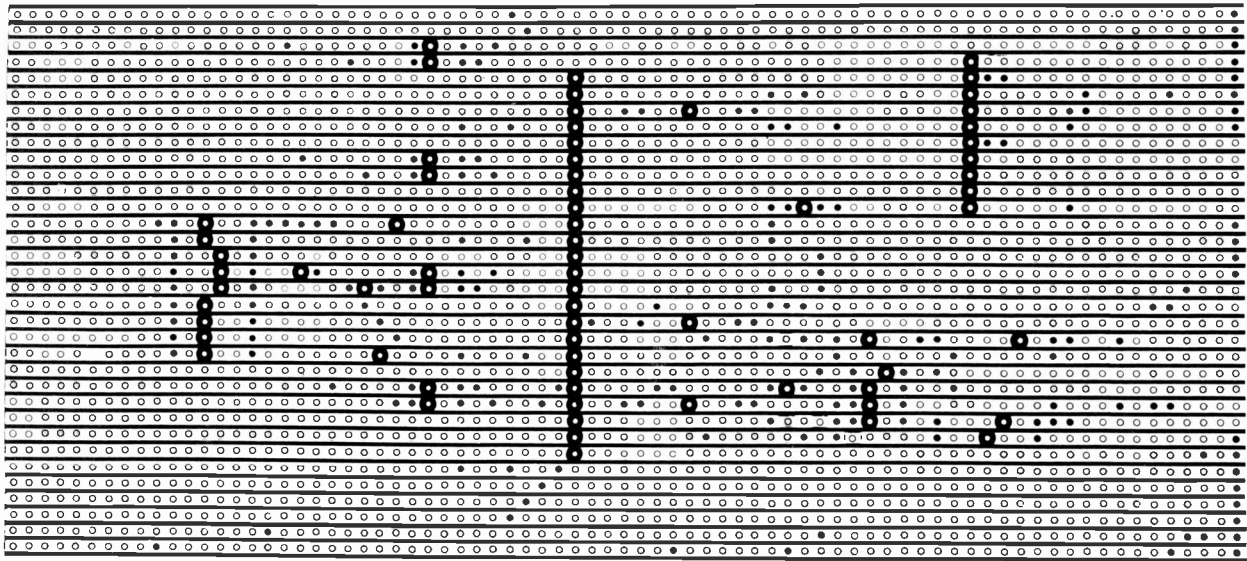


Fig 27b. Rear view of track cuts for Fig 27a. Less than life-size.

AND operator tests the state of bit 7 (PB7) for operation of the microswitch.

If PB7 is set, the GOTO statement in line 120 causes the REVERSE code to be poked into the VIA data register and thus the robot reverses on collision with an object.

The word "REVERSE" appears on the screen (or "OUCH" or something to your taste!). The motor reverses for a predetermined period (2000) and the cycle is repeated. This routine enables the robot to be released into its environment, with the ability to overcome obstacles.

The routine could be combined with the program in Listing 1, but will only work if a collision occurs at the right time in the cycle! Obviously, the limitation of this method could actually be improved either in Basic or machine code, but a more effective method

Listing 3. Flashing leds program.

```

10 REM MICROBE 3.3
20 REM LIGHT
30
40
50
60 ?&FE62=&7F
70 ?&FE60=&05
80
90 *KEY 4 ?&FE60=&45IM
100 *KEY 5 ?&FE60=&55IM
110 *KEY 7 ?&FE60=&75IM
120
130
140 REM LIGHT LOOP
150
160 ?&FE60=&45
170 FOR L=1 TO 1000
180 NEXT
190
200 ?&FE60=&05
210 FOR L=1 TO 1000
230
240 GOTO 160

```

would be to use some interrupt-driven software. This will be covered in a later article.

These four modules (plus the manual controls module) could be combined into one test program, but may need to be run separately. This could be achieved by the insertion of END statements and the use of the GOTO command to run the required section.

PROCEDURES

Before looking at improving the structure of test programs, it would be useful to look at another special feature of the BBC machine:

Listing 4. Collision detection during forward motion.

```

10 REM MICROBE 3.4
20 REM COLLISION DETECTION (PB7)
30
40
50
60 ?&FE62=&7F
70 ?&FE60=&05
80
90
100 REM COLLISION LOOP
110
120 ?&FE60=&0F
130 PRINT "FORWARD"
140 IF (?&FE60 AND 128) = 0 THEN
                                GOTO 160
150 IF (?&FE60 AND 128) = 128 THEN
                                GOTO 140
160 ?&FE60=&00
170 PRINT "REVERSE"
180 FOR M=1 TO 2000
190 NEXT
200
210 GOTO 120

```

BBC Basic Procedures.

A PROCEDURE is a more efficient and easier use of the Basic subroutine. Instead of using the keywords GOSUB and RETURN, the words PROC, DEF PROC and ENDPROC are used.

PROC is suffixed to a user defined label to enable a particular Procedure to be called by name, eg, PROCFORWARD. DEF PROC defines the Procedure, for example:

```

10 DEF PROCFORWARD
20 ?&FE60=&0F
30 PRINT "FORWARD"
40 FOR M = 1 TO 2000
50 NEXT
60 ENDPROC

```

Each time the statement PROCFORWARD is encountered in the program the above procedure or subroutine would be actioned, without having to specify a line number as with GOTO or GOSUB. ENDPROC is the equivalent of RETURN.

Thus the modules already devised for testing could be rewritten as PROCEDURES. These can be called up from within the test program by name only, regardless of line number. The Procedures can also be positioned away from the main body of a program, which aids clarity when reading or writing programs.

Lower case letters may be used for Procedure labels which helps them to stand out in listings. I have chosen to use lower case for the main Procedures, and upper case for the 'sub-' Procedures.

To be continued next month.



BAKERS DOZEN PACKS

All packs are £1 each. Note the figure on the extreme left of the pack ref number and the next figure is the quantity of items in the pack, finally a short description.

- BD2 5 13A spurs provide a fused outlet to a ring main where devices such as a dock must not be switched off.
- BD9 2 6V 1A mains transformers upright mounting with fixing clamps.
- BD11 1 6.5-in speaker cabinet ideal for extensions, takes our speaker. Ref. BD137.
- BD13 12 30 watt reed switches, it's surprising what you can make with these - burglar alarms, secret switches, relay, etc., etc.
- BD22 2 25 watt loudspeaker two unit crossovers.
- BD30 2 Nicad constant current chargers adapt to charge almost any nicad battery.
- BD32 2 Humidity switches, as the air becomes damper the membrane stretches and operates a microswitch.
- BD42 5 13A rocker switch three tags so on/off, or change over with centre off.
- BD45 1 24hr time switch, ex-Electricity Board, automatically adjust for lengthening and shortening day, original cost £40 each.
- BD49 5 Neon valves, with series resistor, these make good night lights.
- BD56 1 Mini uniselector, one use is for an electric jigsaw puzzle, we give circuit diagram for this. One pulse into motor, moves switch through one pole.
- BD67 1 Suck or blow operated pressure switch, or it can be operated by any low pressure variation such as water level in water tanks.
- BD103A 1 6V 750mA power supply, nicely cased with mains input and 6V output leads.
- BD120 2 Stripper boards, each contains a 400V 2A bridge rectifier and 14 other diodes and rectifiers as well as dozens of condensers, etc.
- BD128 10 Very fine drills for pcb boards etc. Normal cost about 80p each.
- BD132 2 Plastic boxes approx 3in cube with square hole through top so ideal for interrupted beam switch.
- BD134 10 Motors for model aeroplanes, spin to start so needs no switch.
- BD139 6 Microphone inserts - magnetic 400 ohm also act as speakers.
- BD148 4 Reed relay kits, you get 16 reed switches and 4 coil sets with notes on making c/o relays and other gadgets.
- BD149 6 Safety cover for 13A sockets - prevent those inquisitive little fingers getting nasty shocks.
- BD180 6 Neon indicators in panel mounting holders with lens.
- BD193 6 5 amp 3 pin flush mounting sockets make a low cost disco panel.
- BD199 1 Mains solenoid, very powerful, has 1in pull or could push if modified.
- BD201 8 Keyboard switches - made for computers but have many other applications.
- BD211 1 Electric clock, mains operated, put this in a box and you need never be late.
- BD221 5 12V alarms, make a noise about as loud as a car horn. Slightly soiled but OK.
- BD252 1 Panostat, controls output of boiling ring from simmer up boil.
- BD259 50 Leads with push-on 1/4in tags - a must for hook-ups - mains connections etc.
- BD263 2 Oblong push switches for bell or chimes, these can mains up to 5 amps so could be foot switch if fitted into pattress.
- BD268 1 Mini 1 watt amp for record player. Will also change speed of record player motor.
- BD283 3 Mild steel boxes approx 3in x 3in x 1in deep - standard electrical.
- BD305 1 Tubular dynamic mic with optional table rest.
- BD653 2 Miniature driver transformers. Ref. LT44, 20k to 1k centre tapped.
- BD548 2 3.5V relays each with 2 pairs changeover contacts.
- BD667 2 4.7 uF non-polarised block capacitors, pcb mounting.

There are over 1,000 items in our Bakers Dozen List. If you want a complete copy please request this when ordering.

TOASTERS 2 SLICE toasters - may need slight attention only £3 each ref 3P84.

GEIGER COUNTER KIT includes tube, PCB and all components to make a 9V counter £34. Ref 3P91

PERSONAL STEREOs Again customer returns but complete and with stereo head phones a bargain at only £3.00 each. Our ref 3P83.

MAINS OPERATED MICROWAVE CONTROL PANEL with Touch switches. This unit has a 4 digit display with a built in clock and 2 relay outputs - one for power and 1 for pulsed power level. Could be used for all sorts of timer control applications. Only £6.00. Our ref 6P18.

EQUIPMENT WALL MOUNT Multiangular for speakers etc. £3 each ref 3P72.

SUB-MIN TOGGLE SWITCH Body size 8mm x 4mm x 7mm SBDT with chrome dolly fixing nuts. 3 for £1. Order ref BD649.

COPPER CLAD PANEL for making PCB. Size approx 12in long x 8.5in wide. Double-sided on fibreglass middle which is quite thick (about 1/16in) so this would support quite heavy components and could even form a chassis to hold a mains transformer, etc. Price £1 each. Our ref BD683.

MAINS FANS Brand new, snail type. Approx. 6" x 4" approx. 70W only £4.00. Ref. 4P58.

REAL POWER AMPLIFIER for your car, it has 150 watts output. Frequency response 20Hz to 20KHz and signal to noise ratio better than 60dB. Has built in short circuit protection and adjustable input level to suit your existing car stereo, so needs no pre-amp. Works into speakers ref 30P7 described below. A real bargain at only £57.50. Order ref: 57P1.

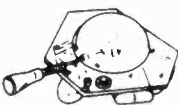
POWERFUL IONISER

Generates approx. 10 times more IONS than the ET1 and similar circuits. Will refresh your home, office, workroom etc. Makes you feel better and work harder - a complete mains operated kit, case included £12.50 + £2 p.p. Our ref 12P51.

REAL POWER CAR SPEAKERS. Stereo pair output 100W each. 4-Ohm impedance and consisting of 6.5in woofer, 2in mid range and 1in tweeter. Ideal to work with the amplifier described above. Price per pair £30.00. Order ref: 30P7.

STEREO CAR SPEAKERS. Not quite so powerful - 70w per channel. 3in woofer, 2in mid range and 1in tweeter. Price per pair: £28.00. Order ref: 28P1.

VIDEO TAPES These are three hour tapes of superior quality, made under licence from the famous JVC Company. Offered at only £3 each. Our ref 3P63. Or 5 for £11. Our ref 11P3. Or for the really big user 10 for £20. Our ref 20P20.



12" HIGH RESOLUTION MONITOR Amber screen, beautifully cased for free standing, needs only a 12v 1.5 amp supply. Technical data is on its way but we understand these are TTL input. Brand new in makers' cartons. Price: £22.00. Order ref: 22P2.

14" COLOUR MONITOR made by the American Display Tek Company. Uses high resolution tube made by the famous Japanese Toshiba company. Beautifully made unit intended for console mounting, but top and sides adequately covered by plated metal panels. Full technical spec, on its way to us. We have a limited number of these. All brand new still in maker's cartons. Price: £89 each plus £6 insured carriage. Order ref 89P1.

COMPOSITE VIDEO KITS. These convert composite video into separate H sync, V sync and video. Price £8.00. Our ref 8P39.

BUSH RADIO MIDI SPEAKERS Stereo pair. BASS reflex system, using a full range 4in driver of 4 ohms impedance. Mounted in very nicely made black fronted walnut finish cabinets. Cabinet size approx 8.5in wide, 14in high and 3.5in deep. Fitted with a good length of speaker flex and terminating with a normal audio plug. Price £5 the pair plus £1 post. Our ref 5P141.

3.5in FLOPPY DRIVES We still have two models in stock: Single sided, 80 track, by Chicon. This is in the manufacturers metal case with leads and IDC connectors. Price £40, reference 40P1. Also a double sided, 80 track, by NEC. This is uncased. Price £59.50, reference 60P2. Both are brand new. Insured delivery £3 on each or both.

REMOTE CONTROL FOR YOUR COMPUTER With this outfit you can be as much as 20 feet away as you will have a joystick that can transmit and a receiver to plug into and operate your computer and TV. This is also just right if you want to use it with a big screen TV. The joystick has two fire buttons and is of a really superior quality, with four suction cups for additional control and one handed play. Price £15 for the radio controlled pair. Our ref 15P27.

ASTEC PSU. Mains operated switch mode, so very compact. Outputs +12v 2.5A, +5v 6A, +5v 5A, +12v 5A. Size: 7.5in long x 4.75in wide x 2.25in high. Cased ready for use. Brand new. Normal price £30+, our price only £12.95. Order ref 13P22.

VERY POWERFUL 12 VOLT MOTORS. 1/3rd Horsepower. Made to drive the Sindrax C5 electric car but adaptable to power a go-kart, a mower, a rail car, model railway, etc. Brand new. Price £20 + £2 postage. Our ref. 20P22.

ELECTRONIC SPEED CONTROL KIT Suitable for controlling our powerful 12v motors. Price £17.00. Ref. 17P3 (heatsink required).

SINCLAIR C5 WHEELS. Set of 4 wheels with inner tubes and tyres. 2 13" dia. front wheels and 2 6" dia. rear wheels. Brand new £24 set. Ref 24P3.

PHILIPS LASER

This is helium-neon and has a power rating of 2mW. Completely safe as long as you do not look directly into the beam when eye damage could result. Brand new, full spec. £35 plus £3 insured delivery. Mains operated power supply for this tube gives 8kv striking and 1.25kv at 5mA running. Complete kit with case £15. As above for 12V battery. Also £15. Our ref 15P22.

ORGAN MASTER is a three octave musical keyboard. It is beautifully made, has full size (piano size) keys, has gold plated contacts and is complete with ribbon cable and edge connector. Can be used with many computers, request information sheet. Brand new, only £15 plus £3 postage. Our ref 15P15.

FULL RANGE OF COMPONENTS at very keen prices are available from our associate company SCS COMPONENTS. You may already have their catalogue, if not request one and we will send it FOC with your goods.

HIGH RESOLUTION MONITOR. 9in black and white, used Philips tube M24G06W. Made up in a laquered frame and has open sides. Made for use with OPD computer but suitable for most others. Brand new. £16 plus £5 post. Our ref 16P1.

12 VOLT BRUSHLESS FAN. Japanese made. The popular square shape (4.5in x 4.5in x 1.75in). The electronically run fans not only consume very little current but also they do not cause interference as the brush type motors do. Ideal for cooling computers, etc., or for a caravan. £8 each. Our ref 8P26.

MINI MONO AMP on p.c.b. size 4in x 2in (app.) Fitted Volume control and a hole for a tone control should you require it. The amplifier has three transistors and we estimate the output to be 3W rms. More technical data will be included with amp. Brand new, perfect condition, offered at the very low price of £1.15 each, or 13 for £12.00.



J&N BULL ELECTRICAL
Dept. PE 250 PORTLAND ROAD, HOVE,
BRIGHTON, SUSSEX BN3 5QT.

MAIL ORDER TERMS: Cash, PO or cheque with order. Please add £2.50 service charge. Monthly account orders accepted from schools and public companies. Access and B/Card orders accepted - minimum £5. Phone (0273) 734648 or 203500. Fax: (0273) 20377.

POPULAR ITEMS - MANY NEW THIS MONTH

JOYSTICKS for BBC, Atari, Dragon Commodore, etc. All £5.00 each. All brand new, state which required.

TELEPHONE TYPE KEYPAD. Really first class rear mounting unit. White lettering on black buttons. Has conductive rubber contacts with soft click operation. Circuit arranged in telephone type array. Requires 70mm by 55mm cutout and has a 10 IDC connector. Price £2.00. Ref. 2P251.

SUB-MIN PUSH SWITCHES Not much bigger than a plastic transistor but double pole PCB mounting. 3 for £1.00. Our ref BD688.

AA CELLS Probably the most popular of the rechargeable NICAD types. 4 for £4.00. Our ref. 4P44.

20 WATT 4 OHM SPEAKER With built in tweeter. Really well made unit which has the power and the quality for £5.5in dia. Price £5.00. Our ref. 5P155 or 10 for £40.00 ref. 40P7.

MINI RADIO MODULE Only 2in square with ferrite aerial and solid dia. tuner with own knob. It is superb and operates from a PP3 battery and would drive a crystal headphone. Price £1.00. Our ref. BD716.

BULGIN MAINS PLUG AND SOCKET The old and faithful 3 pin with screw terminals. The plug is panel mounted and the socket is cable mounted. 2 pairs for £1.00 or 4 plugs or 4 sockets for £1.00. Our ref. BD715, BD715P or BD715S.

MICROPHONE Low cost hand held dynamic microphone with on/off switch in handle. Lead terminates in 1 3.5mm and 1 2.5mm plug. Only £1.00. Ref. BD711.

MOSFETS FOR POWER AMPLIFIERS AND HIGH CURRENT DEVICES 140v 100watt pair made by Hitachi. Ref 25K413 and its complement 25J118. Only £4.00 a pair. Our Ref. 4P42.

Also available in H pack Ref 25J99 and 25K343 £4.00 a pair. Ref 4P51.

TIME AND TEMPERATURE LCD MODULE A 12 hour clock a Celsius and Fahrenheit thermometer a too hot alarm and a too cold alarm. Approx 50x20mm with 12.7mm digits. Requires 1AA battery and a few switches. Comes with full data and diagram. Price £6.00. Our ref. 6P12.

REMOTE TEMPERATURE PROBE FOR ABOVE. £3.00. Our ref. 3P60.

A REAL AIR MOVER Circular axial fan moves 205 cubic foot per min which is about twice as much as our standard 4.5in fans. Low noise mains operated 6.5in dia, brand new. Regular price over £30.00. Our price only £10.00. Our ref 10P71.

600 WATT AIR OR LIQUID MAINS HEATER Small coil heater made for heating air or liquids. Will not corrode, lasts for years. Coil size 3in x 2in mounted on a metal plate for easy fixing. 4in dia. Price £3.00. Ref. 3P78 or 4 for £10.00. Our ref. 10P76.

EX-EQUIPMENT SWITCHED MODE POWER SUPPLIES Various makes and specs but generally +5, +12V ideal bench supply. Only £8.00. Our ref 8P36.

ACORN DATA RECORDER Made for the Electron or BBC computer but suitable for others. Includes mains adaptor, leads and book. £12.00. Ref. 12P15.

PTFE COATED SILVER PLATED CABLE 19 strands of .45mm copper will carry up to 30A and is virtually indestructible. Available in red or black. Regular price is over £120 per reel. Our price only £20.00 for 100m reel. Ref. 20P21 or 1 of each for £35.00. Ref 35P2. Makes absolutely superb speaker cable.

NEW PIR SENSORS Infra red movement sensors will switch up to 500w mains, UK made, 12 month manufacturers warranty, 15-20m range with a 0-10min timer, adjustable wall bracket. Only £20.00. Ref. 20P24.

MITSUBISHI 3.5in DISC DRIVES Brand new drives, 12" height double sided, double density warranted. Our price £60.00. Ref. 60P5.

10 MEMORY PUSHBUTTON TELEPHONES These are customer returns and sold as seen. They are complete and may need slight attention. Price £6.00 Ref 6P16 or 2 for £10.00. Ref 10P77 BT approved.

NON-MEMORY PUSHBUTTON TELEPHONES. Same condition as above with redial £3.00. Our ref. 3P79. BT approved.

SPECTRUM PRINTER INTERFACE Add a centronics interface to your Spectrum complete with printer cable for only £4.00. Our ref. 4P52.

SPECTRUM SOUND BOX Add sound to your Spectrum with this device. Just plug in. Complete with speaker, volume control and nicely boxed. A snip at only £4.00. Our ref. 4P53.

BBC JOYSTICK INTERFACE Converts a BBC joystick port to an Atari type port. Price £2.00. Our ref. 2P261.

TELEPHONE EXTENSION LEAD 5m phone extension lead with plug on one end, socket on the other. White. Price £3.00. Our ref. 3P70 or 10 leads for only £19.00. Ref. 19P2.

LCD DISPLAY 4.5in digits supplied with connection data £3.00. Ref. 3P77 or 5 for £10. Ref. 10P78.

CROSS OVER NETWORK 8 Ohm 3 way for tweeter midrange and woofer nicely cased with connections marked. Only £2.00. Our ref. 2P255 or 10 for £15.00. Ref. 15P32.

REVERSING LIGHT ALARM Fits to car reversing light and sounds when reversing. Only £2.00. Our ref. 2P248.

BASE STATION MICROPHONE Top quality uni-directional electret condenser mic 600r impedance sensitivity 16-18KHz - 6dbb built in chime complete with mic stand bracket. £15.00. Ref. 15P28.

MICROPHONE STAND Very heavy chromed mic stand, magnetic base 4in high. £3.00 if ordered with above mic. Our ref. 3P80.

SOLAR POWERED NICAD CHARGER 4 Nicad AA battery charger. Charges 4 batteries in 8 hours. Price £6.00. Our ref. 6P3.

MAINS SOLDERING IRON Price £3.00. Our ref. 3P65.

SOLDERING IRON STAND Price £3.00. Our ref. 3P66.

SHARP PLOTTER PRINTER New 4 colour printer originally intended for Sharp computers but may be adaptable for other machines. Complete with pens, paper etc. Price £16.00. Our ref. 16P3.

CAR IONIZER KIT Improve the air in your car, dears smoke and helps prevent fatigue. Case req. Price £12.00. Our ref. 12P8.

NEW FM BUG KIT New design with PCB embedded coil 9v operation. Priced at £5.00. Our ref. 5P158.

NEW PANEL METERS 500A movement with three different scales that are brought into view with a lever. Price only £3.00. Ref. 3P81.

STROBE LIGHTS Fit a standard edison screw light fitting 240V 40/min. flash rate available in yellow, blue, green and red. Complete with socket. Price £10 each. Ref. 10P80 (state colour required).

EXTENSION CABLE WITH A DIFFERENCE It is flat on one side making it easy to fix and look tidy. 4 core, suitable for alarms, phones etc. Our price only £5.00 for 50m reel. Ref. 5P153.

METAL PROJECT BOX Ideal for battery charger, power supply etc. Sprayed grey size 8in x 4in x 4.5in. Louvred for ventilation. Price £3.00. Ref. 3P75.

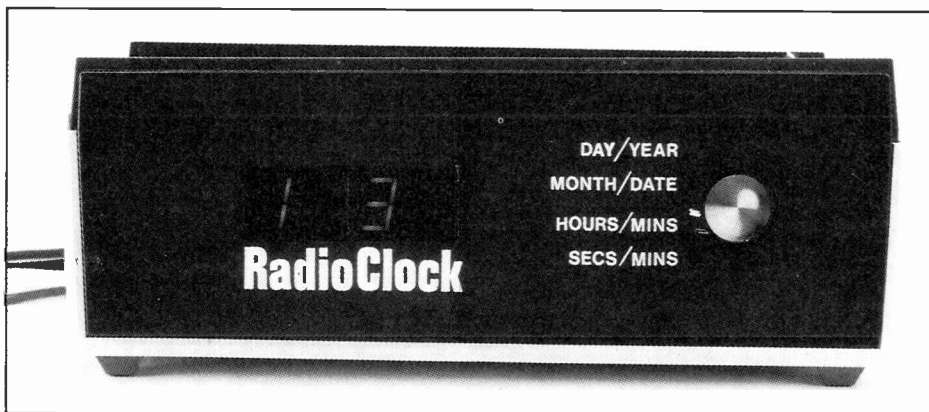


**Part three:
From the hardware
aspects completed
last month, John
Becker concludes the
project by looking at
the software options.**

The pin connections for the led display module are shown in Fig.20. Fig.21 gives the switch legends which may be photocopied to a size that suits you and pasted direct to the box front panel. The rectangle illustrates the module readout face but is not to scale; the hole should be cut so that the leds tightly push through it, friction then holding the module in place. Surprisingly, I was unable to locate a suitable bezel to match the module.

EPROM DATA

In my own model, I used a battery-backed static ram programmed and used as an eeprom, though I could equally well have used a standard eeprom. Alternatively, I could



I have not proved the viability of the latter method, but it's a suggested way in which those who do not own a programmer might be able to load data into the eeprom, though admittedly it will be more finicky to use than a programmer. You will need an 8-way spst 14-pin dil switch, an spco switch and a 10k resistor. Referring to the pcb layout, take each of the six upper left hand connections of the designated socket to the eeprom output lines. If you trace the pcb wiring you will find convenient wire links to which to solder the connections. Take the 7th upper connection to the connection at R33, and the 8th to the clock input to IC6.

The first lower left hand connection

up and down, so stepping the counter forward (the up transition triggers it, down has no effect). The receiver pcb is left unconnected to the decoder pcb in this programming method (apart from the power supply connections). It may, with some devices, also be necessary to disable the output enable line, using another switch for the purpose.

The separate spco switch is used to reset the counter. Take the switch's outer pins to +5V and 0V respectively, and the centre pin to the sync input line. Resetting occurs when the sync line is taken high. For counting, the line needs to be held low.

Experiment with the switch settings until you are familiar with putting data into the

RADIO CLOCK

have used an ordinary eeprom. The advantage of eeproms over eproms, as recently discussed in PE, is that they can be simply programmed from a 5V supply without the need for higher Vpp 'burn-in' voltages. Eeproms can also be readily reprogrammed without first erasing them in ultra-violet light.

In theory, all eeproms should retain their data even when the power supply is turned off. However, I experienced a little trouble with the battery-backed version which was susceptible to losing its data if soldering was carried out in its vicinity while it was in the pcb; this required it to be reprogrammed once or twice!

Whatever eeprom or eeprom you decide to use, ensure that it is a 2048 x 8-bit version having the same pin configurations as shown in the circuit diagram. With an eeprom, pin 19 of IC7 on the pcb should be taken to +5V, not ground. Also see the note at the end.

DATA LOADING

You have a choice of methods for getting the data into the eeprom: to use an eeprom programmer (such as recently published in PE), by far the easiest method; or to take advantage of the spare socket on the lower left hand side of the decoder pcb, as expanded in Fig. 25.

(joining to the commoned pins of the socket) goes to +5V; into the two holes below that insert the 10k resistor (so connecting switch number eight to +ve via the resistor); take the lower far right hole to a convenient 0V point.

The first six switches can be set to put either logic 0 or 1 on the associated eeprom output line. The 7th switch is used to take the R/W input of the eeprom to 0V, putting it into write mode. The final switch enables the clock input to the counter IC6 to be toggled

eeprom, and checking that it has been recorded. For the latter, the eeprom is returned to read mode (pin 21 high), and the output lines checked with a voltmeter. The counter status of IC6 can be monitored on the led display, with S1 set to the seconds mode.

When you're ready, then program the data shown in Fig.22 into the eeprom at the address/count indicated. When you've finished the programming remove the temporary wire connections.

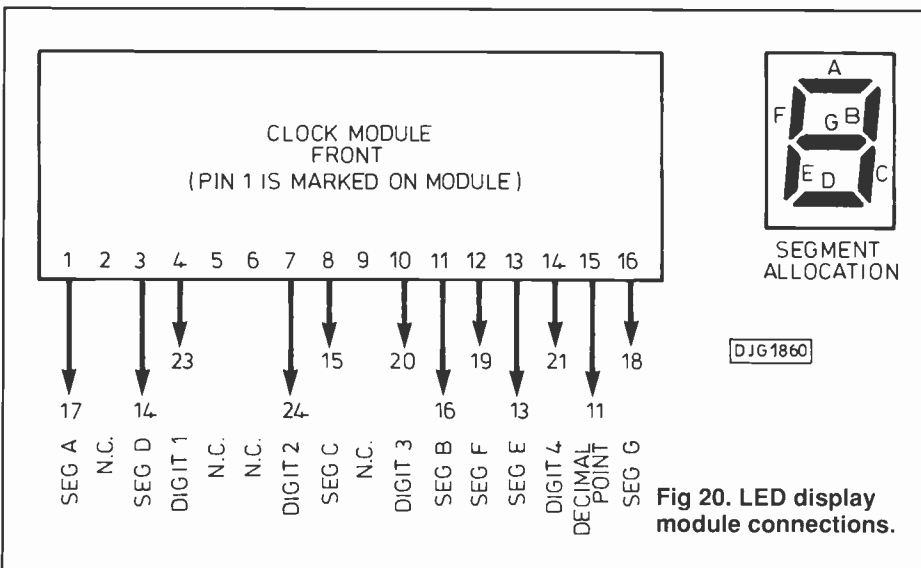


Fig 20. LED display module connections.

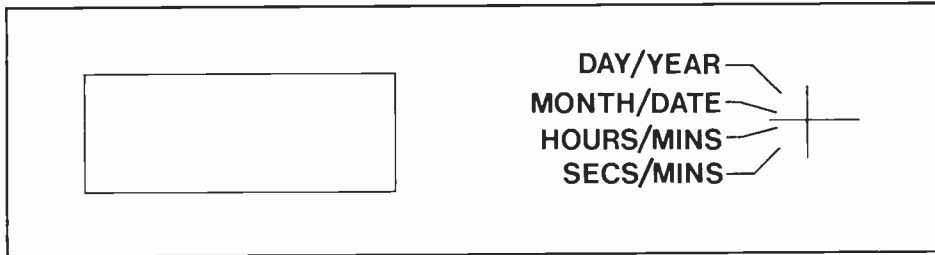


Fig 21. Front panel legends. (Enlarge to suit box used).

USING A PROGRAMMER

Using a programmer to program the eeprom is much simpler, though requires a greater number of data entries. The latter is due to the order in which the counter lines are connected to the eeprom address lines. They were arranged in this order to facilitate the tracking layout on the pcb. However, their order means that count numbers do not directly correspond with address numbers, though the end result is the same.

Fig.24 shows the data to be programmed using an eeprom or eeprom programmer.

RUNNING THE CLOCK

When the clock is first switched on the displays will show meaningless numbers or blanks at all settings of S1, except for the

Fig 22. Relationship of binary code to count number. From left to right, the binary digits are seen on IC7 pins 17, 16, 15, 14, 13, 11 respectively. Ignore last two binary digits.

00	00000000	31	00100000
01	00000000	32	00100000
02	00000000	33	00100000
03	00000000	34	00100000
04	00000000	35	00100000
05	00000000	36	10100000
06	00000000	37	10000000
07	00000000	38	10000000
08	00000000	39	10010000
09	00000000	40	00010000
10	00000000	41	00010000
11	00000000	42	00010000
12	00000000	43	00010000
13	00000000	44	00010000
14	00000000	45	00011000
15	00000000	46	00001000
16	00000000	47	00001000
17	00000100	48	00001000
18	00000100	49	00001000
19	00000100	50	00001000
20	00000100	51	00001000
21	00000100	52	00001000
22	00000100	53	00000000
23	00000100	54	00000000
24	00000100	55	00000000
25	01000000	56	00000000
26	01000000	57	00000000
27	01000000	58	00000000
28	01000000	59	00000000
29	01000000	60	00000000
30	01100000		

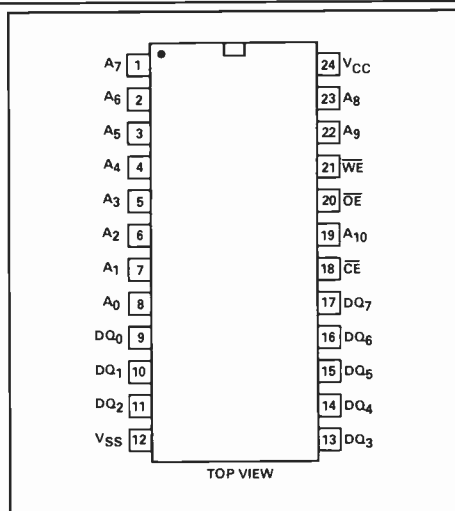


Fig 23. Pin outs of the 48Z02 battery-backed static ram as used in author's prototype for IC7.

seconds readout, which should be seen counting upwards from zero. The data will change on receipt of the first sync pulse, but is likely to be still meaningless or misleading. You should have observed, though, that the seconds counter had been reset. It is only after receipt of the 2nd sync pulse that the data readout should be valid.

Should a sync pulse not be received due to a reception error, the counter is likely to continue past the 60 seconds mark before automatically returning to zero. In this event the data readout will again be

Fig 24. Hex dump of the data for eeprom programming into IC7. Note the addresses should start at hex 0000, not hex 2000 as shown.

```

HEX RUGBY EPROM
C*
PC IR0 SR AC XR YR SF
.. B780 7B7A 2C 34 3A 9D F8
..
.. 2000 00 00 04 60 10 08 00 00
.. 2006 00 04 40 80 08 00 00 00
.. 2010 00 00 04 20 10 00 00 00
.. 2012 00 00 00 00 00 00 00 00
.. 2020 00 00 04 20 10 08 00 00
.. 2028 00 00 00 00 00 00 00 00
.. 2030 00 00 40 A0 08 00 00 00
.. 2038 00 00 00 00 00 00 00 00
.. 2040 00 00 04 20 10 08 00 00
.. 2048 00 04 40 90 08 00 00 00
.. 2050 00 00 40 20 18 00 00 00
.. 2058 00 00 00 00 00 00 00 00
.. 2060 00 00 04 20 10 00 00 00
.. 2068 00 00 00 00 00 00 00 00
.. 2070 00 04 40 80 08 00 00 00
.. 2078 00 00 00 00 00 00 00 00
.. 2080 00 00 00 00 00 00 00 00
.. 2088 00 00 00 00 00 00 00 00
    
```

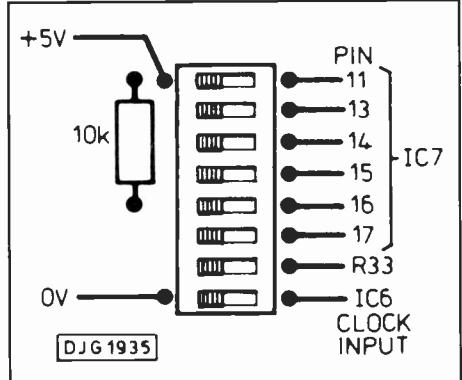


Fig 25. Suggested use of 8-bit binary switch for programming data into IC7.

erroneous, but will be restored to accuracy after the next valid sync pulse. If the Rugby signal is totally lost, the counter will stop.

But note, though, that even if the signal is temporarily lost or the power fails, the clock will resume its display accuracy within two minutes of restoration of normal conditions; you do not need to manually reset it. I doubt if you can say the same for a clock that isn't radio controlled!

Incidentally, it has been interesting to observe in the four months between putting the clock into use and writing these words, how my wrist watch, which I had believed to be very accurate, has drifted in relationship between the seconds display and the Rugby sync signal. (Probably in keeping with changes in weather temperature!)

ARISING POINTS

R14 is 330k not 33k as shown in the parts list.

R17 - R22 at 10k are the values used with IC7 as a 48Z02 device, but may need increasing to 100k with an eeprom or eeprom device.

A dot matrix printer problem resulted in data following commas being omitted from the disassembled code in Fig 12, PE March 90. The hex dump codes are correct. The disassembly lines affected should read as follows:

2015	9D	B0	20	STA	\$20B0,X
204D	BD	22	21	LDA	\$2122,X
206B	BD	B4	20	LDA	\$20B4,X
2072	9D	B4	20	STA	\$20B4,X
207E	BD	B4	20	LDA	\$20B4,X
2081	DD	16	21	CMP	\$2116,X
2089	9D	C4	20	STA	\$20C4,X

FUTURE OPTIONS

In my Feb 90 Editorial comments ("Ruling Data") I stated that I would soon be reporting in detail on a recently introduced series of intelligent liquid crystal displays. One aspect I shall be reporting on is how one of these displays can be interfaced to the Rugby clock. So, stay tuned in, and keep ahead and on time with PE!


PE

We are now well into the 'electronic revolution', when photography is being superseded - just as observations at the eye-end of the telescope were superseded a century ago. For many years the 200-inch Hale reflector at Palomar Observatory, in the United States, was in a class of its own, and magnificent photographs were taken with it. Now, however, electronic methods have taken over, and it has been officially announced that photographic surveys with the telescope have come to an end. It marks the conclusion of an era. There will still be some photography elsewhere - David Malin's results with the Anglo - Australian Telescope at Siding Spring will continue to be of immense value - but the Palomar decision is very significant.

New calculations have been made with regard to the orbit of Phobos, the inner of the two dwarf satellites of Mars. A.T. Sinclair, at the Royal Greenwich Observatory, has confirmed that it really is spiralling downward to destruction, and is approaching Mars at the rate of about 18 metres per century. This means that it will crash on to the surface in about 40,000,000 years from now, so that its destruction is not imminent. This limited life-span does, however, indicate that Phobos is a captured asteroid rather than a bona-fide satellite. Deimos, the outer satellite, is probably also asteroidal, but is further from Mars, and is not spiralling downward.

Further unsuccessful efforts have been made to detect a pulsar in the debris of SN 1987A, the supernova in the Large Cloud of Magellan. The pulsar has been recorded only once, and there must be doubts as to whether some mistake was made - or, perhaps, the 'beam' now misses the Earth, and we were lucky on that one occasion. We must wait and see.

SPACE



WATCH

BY DR PATRICK MOORE CBE

Electronics replaces photography at professional telescopes but Austin's Comet could make the rest of us get our cameras out.

AUSTIN'S COMET

The comet discovered last December by the New Zealand amateur Rodney Austin is now moving northward, brightening as it does so. At discovery it was 230,000,000 miles from the Sun, but at perihelion on April 9 it will be only 32,000,000 miles above the solar surface. In Britain we will not have a good view until after perihelion, particularly as the Moon will be obtrusive, but later in the month it should be really spectacular.

Comets are the most erratic members of the Solar System: one never knows how they will behave - and some of us have sad memories of Kohoutek's Comet of 1973, which was expected to become brilliant, but which proved to be very puny indeed. According to modern theory, comets are very ancient, and come from the Oort Cloud (named in honour of the Dutch astronomer J.H. Oort, who first suggested its existence) at around one light-year from the Sun. If a comet is perturbed for any reason, it will start to 'fall inward', and unless it falls into the Sun, or is captured by a planet and forced into a short period orbit, it will simply return to the Cloud, not to be seen again for many centuries. Austin's Comet belongs to this class.

When the comet approaches the Sun, its icy nucleus - never more than a few miles in diameter - is heated, and the ices begin to 'boil off', so that the comet develops a head and also a tail or tails. Tails are of two kinds, dusty (curved) and gas (more or less straight); because of solar wind and solar radiation, the tails always point more or less away from the Sun, so that on its outward journey the comet travels tail-first.

THE APRIL SKY

This is the month of Austin's comet. Though it is always dangerous to make predictions, particularly where comets are concerned, there is a good chance that we are going to see the brightest comet for many years. First, however, let us see what the planets are doing.

Mercury is at its best this month. It is an evening object, reaching greatest elongation on the 13th, so that it will then be at half-phase. During the two middle weeks of the month, it should be easily visible with the naked eye after sunset; and when you find it, it will seem quite bright - though of course it is never seen against a dark background. Telescopes will show nothing except for the characteristic phase; all our knowledge of the surface features comes from one space-probe, Mariner 10, which by-passed the planet more than fifteen years ago.

Venus is brilliant before dawn, rising before the Sun in the east south - east. The phase grows from 50 per cent at the start of the month to more than 60 per cent at the end.

Mars is a morning object, now about as bright as a star of the first magnitude, but the apparent diameter is no more than 6 seconds of arc. The next opposition is not due until late November. Jupiter is past its best for this year, but remains bright in the western evening sky; Saturn, Uranus and Neptune are all in Sagittarius, and are visible before dawn.

There are no eclipses this month. The Moon is at First Quarter (half phase) on April 2, full on the 10th, Last Quarter on the 18th and new on the 25th. The main meteor shower is that of the Lyrids,

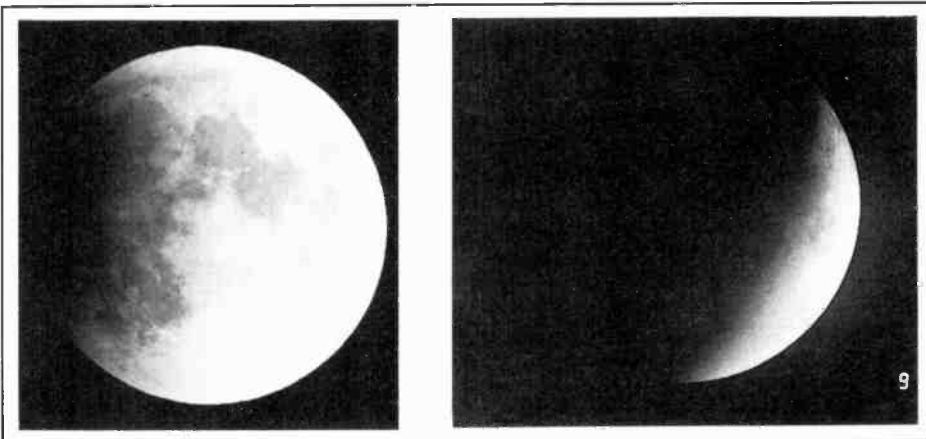
which extend from April 19 to 25, with maximum on the 22nd; they should be well seen, as the Moon will not interfere - and there have been good displays in the past, notably in 1982. They are associated with Thatcher's Comet, which was seen in 1861 and has a very long period. (To avoid any possible confusion, let me stress that the comet was discovered by the American astronomer A.E. Thatcher, who had no connection with any modern politician!)

We have now almost lost Orion, though some members of the Hunter's retinue can still be seen in the west after sunset. Ursa Major, the Great Bear, is almost overhead, which means that the W of Cassiopeia is at its lowest in the north - though neither the bear nor Cassiopeia ever sets over Britain. The 'tail' of the Bear shows the way to the orange Arcturus, which is actually the brightest star in the northern hemisphere of the sky; its only superiors, Sirius, Canopus and Alpha Centauri, all lie south of the celestial equator. Follow the 'curve' from the bear through Arcturus, and you will come to Spica in Virgo. Capella is dropping in the north - west, Vega rising in the north-east.

Leo, the Lion, is high in the sky after dark, and is easy to find, though only Regulus is of the first magnitude; the Pointers in the Great Bear can help in finding it - simply use them 'the wrong way round', ie away from the Pole Star. Much of the Southern aspect is occupied by the large, dull Hydra (the Watersnake), but look for the fairly prominent little quadrilateral of stars making up Corvus, the Crow. Corvus contains very little of interest, but at least it is distinctive.

Unfortunately it is never possible to be certain whether or not a comet will develop markedly; some do, while others (such as Kohoutek's) do not. All we can say at the moment is that Austin's Comet is highly promising, and in late April it may be a magnificent object in the dawn sky, providing photographic enthusiasts with a great opportunity. It will remain on view throughout May, and will be at its closest to the Earth (23,000,000 miles) on May 25.

I do not for moment suggest that it will rival the great comets of the past such as those of 1811, 1843, 1861 or 1882, all of which cast shadows. But with any luck, it may be the brightest comet for many decades, so let us make the most of it!



PE

Two photos of the Lunar eclipse of Feb 9th, taken by M. Mobberley at 17.35 and 18.26.

Astronomy Now

Britain's leading astronomical magazine


In the April issue:

- ☆ The Royal Observatory Edinburgh:
Past, Present and Future ☆
- ☆ Tracking Comet Austin ☆ Hidden
Galaxies: "Missing-Mass" Candidates?
- ☆ The Great Eclipse of 1140 ☆
- A New Method of Meteor Detection
plus: News Update - The Night
Sky - Sky Watch Down Under and
more...

**April issue on sale now -
price £1.50!**

Published by Intra Press - Publishers of Practical Electronics

Interak 1 BUILD YOUR OWN COMPUTER



INTERAK can be commenced with the minimum of outlay. Bare boards from £10.95, beg borrow or steal the components, or buy from us - all parts available separately. No special or custom chips (ie PALs, ULAs, ASICs etc) used - no secrets.

Go as fast or as slowly as your funds and enthusiasm permit

Made for those who must know what goes inside. Full circuit diagrams and descriptions are provided. And honestly, can you really use a computer effectively if you don't know what's inside and nobody will tell you?

Solid engineering construction - something to be proud of. 19" 3U rack mounting, plug in circuit boards and modular construction keeps obsolescence at bay.

Flourishing Independent Users Group, and newsletter. Hundreds of programs on disk at little or no cost from the Users Group.

Program in machine code (Assembler), Basic, C, Forth, etc Database, Word Processing, Scientific applications.

Cassette tape operation or disk (up to 4 drives, 1 Megabyte 3.5" available from us, but you can add 3", 5.25", 8" if you want); Disk operating system CP/M Plus.

64K RAM, Z80 based at present with potential for expansion to a 16 Megabytes address space and Zilog's latest Z80280 in the future.

Needs no specialised knowledge to construct, and we will happily get you out of a jam if you get into one.

Availability of personal and individual after sales service, impossible to obtain from large companies, who are only after your money.

Security of supply - from Greenbank Electronics, established in 1970.

Greenbank

For more details write or phone us:
**Greenbank Electronics, Dept (E05P) 460 New Chester Road,
Rock Ferry, Birkenhead, Merseyside, L42 2AE. Tel: 051-645 3391**

SPIERS ELECTRONICS

20 Eaton Way, Great Totham, Maldon, Essex. CM9 8EE. Tel: (0621) 892512

1 FREE with 10

**A SCOOP PURCHASE ALLOWS US
TO OFFER CAPACITORS, ICs,
TERMINAL VDUs, RESISTORS
AT VERY SILLY PRICES**

Military Spec 7400 logic

Std. HC, HCT, LS, S:

10p each any number!

Epoxy Coated Ceramic Caps

High quality 5p each, any value.

Resistors, a farthing each (1/4p)

If we've got it, you can have it.

SEND FOR A LIST TODAY

EX-DEMONSTRATION BARGAINS

Tulip AT Compact 2, 80286 12MHz, 20MB Hard Disk, 1.2MB 5.25" floppy, 14" VGA Colour Monitor Price:- **£1299.00 +VAT.**

Tulip AT Compact 2, 80286 12MHz, 40MB Hard Disk, 1.2MB 5.25" floppy, 14" VGA Colour Monitor Price:- **£1449.00 +VAT.**

Tulip AT Compact 2, 80286 12MHz, 40MB Hard Disk, 1.2MB 5.25", 1.4MB 3.5" floppies, VGA Colour Monitor Price:- **£1549.00 +VAT.**

These quality units are of European Manufacture and carry full 12 months guarantee - including 6 months on site,

Number One Systems Limited

Harding Way, St. Ives, Huntingdon, Cambs. PE17 4WR.

Tel (0480) 61778 (6 lines)

Just what we need, one more environmental danger to worry about! This time it's low level ac magnetic fields. Do we have yet another, previously unsuspected, monster which may be doing us harm? The scientists, as usual, are arguing.

So what's all this about? How serious is the problem? And, more important, what can we do about it?

It all has to do with the possible interference with cell growth which may be caused by the presence of surprisingly weak alternating current magnetic fields. These fields radiate from power lines, power distribution transformers, and even electrical household gadgets. Electric blankets and heating pads seem to be among the offenders.

MILLIGAUSS EFFECT

Suspicious were aroused when a survey of child leukaemia cases in Colorado showed a remarkable correlation between deaths and the nearness of homes to power distribution transformers. Controlled scientific

STATE



SIDE

system. The video displays at my office were all under 0.5 mG at the normal working distances. In my hamshack the field strength around the amateur radio transceiver was quite low ... until I turned on the power amplifier. It had to be moved at least six feet away from my operating position before its field was down to the 0.1 mG range.

The bad news was my electric blanket, which rang the bell with 150 milligauss! As an interim measure, I now use it only to pre-warm my bed.

ENTREPRENEURIAL OPPORTUNITIES

If it is ac fields which are doing the reported cell damage, one solution for blankets might be to first rectify the current feeding to them. Someone might be able to do a nice business selling blanket rectifier units.

Entrepreneurs might also do well selling video display shielding retrofit kits. In view of the potential product liability suits, I suspect that manufacturers will quickly make sure that

BLANKET COVERAGE

experiments with chick embryos and mice showed that magnetic fields as weak as one milligauss had a profound effect on cell growth.

We know that cells use electrical currents to function and communicate, and that these weak currents seem to operate at very low frequencies. Thus, it's not unreasonable to expect that an external magnetic force could induce destructive currents in cells which would interfere with their operation and screw up their duplication system.

HOW SERIOUS?

Well, how serious to us are the magnetic fields around our homes and offices? In most cases we may not have much to worry about. The magnetic fields from household appliances, while strong compared to one milligauss, are so intermittent that it's unlikely much permanent damage could be done. Most magnetically inductive sources, such as mixers, microwave ovens, carpet cleaners, washing machines, and so on, are not normally used for hours at a time.

What about tv? Although it radiates energy, at normal viewing distances there isn't a problem. Its office equivalents, though, computer video display screens, may be more problematic. Research seems to indicate that where women are exposed to several of these at once, as in an airline reservation centre, for example, that an inordinate number of miscarriages and deformed births result.

On the home front, the electric blanket could also be a problem. Some people in America have suggested that, in the long term, its radiated magnetic fields might be potentially lethal.

Just when we thought the story of Gorbachev and the Free Bears would send us to sleep safely in our beds again, is Wayne Green's bedtime story going to give us cold sleepless, nights?

FIELD TESTS

Being a new problem, I found it difficult to find anyone making test equipment sensitive enough to measure these low ac magnetic fields. Eventually, I did find a small firm, here in America, making milligauss meters, so I bought one and used it to check out my home and office. There was good news ... and bad.

The good news was that my home was far enough away from a power distribution transformer and the magnetic level was only a hundredth of a milligauss.

I found the fields around the power cubes which supply my portable electronic equipment with 6V dc to fall below 1 mG at 30 cms. The audio equipment fell off to 1 mG at 1 metre. Very little field was found to be radiated by the home electrical heating

the magnetic radiation from their terminals is below any alleged danger level.

Of course, this suspicion of ac mag fields could just be another technological red-herring you can follow with amusement. Besides, it does seem that most people truly believe they are indestructible. Entrepreneurs might not make the bucks after all. On the other hand, there will be a few people who will be concerned, so you might think in terms of building milligauss meters or doing milligauss consulting ...

And, just in case, manufacturers of electric blankets should either increase their liability insurance to cover the potential of hundreds of thousands of law suits, or get to work and start making low magnetic field blankets. Or both.

DIRECT RELATIONSHIPS

Is that all there is to it? Are we out of the woods? Maybe, maybe not. Could it be that even dc magnetic fields are doing us in too? It may be that we need to make our blankets with magnetic cancelling wiring rather than just change to dc operation.

Recent research with cells aligned with the earth's magnetic field versus cells even a few degrees off alignment, has shown some alarming effects on cell growth. There may be more to the old idea of sleeping with your head to the north than we believed.

SCIENTIFIC ODDS

Scientists are still learning about how DNA duplicates; about how defects in certain



genes can cause great problems in life; how cells communicate, etc. They're making progress, but they've a long way to go.

Of course, there are some scientists who have reviewed the evidence and testified that they are not convinced that the dangers are real. But I seem to recall an article in the *New Yorker* citing the substantial payments made by the American power industries to the scientists being quoted. Money has been known to blind scientists as well as politicians.

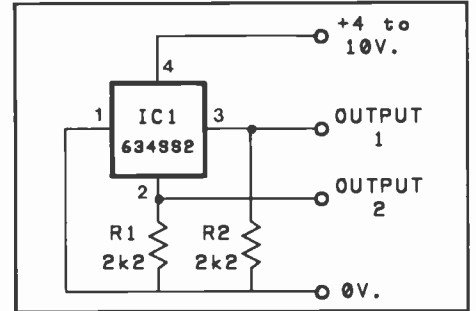
Until more is known, anyone concerned about possible magnetic hazards can take reasonable precautionary measures. It doesn't hurt much to avoid stacking the odds against us. As a PE reader, you'll know where the major sources of magnetic fields are. You can make sure that power transformers are moved further away from

work and living areas. And perhaps you should go back to non-electric bed warming!

Wayne Green is the publisher of several magazines in America and is well known for his outspoken views on many matters of public concern. This concern led him to become a candidate in the Primaries of the American Vice-Presidential campaign of 1988.

He is knowledgeable in many subjects, ranging from education and electronics to communications and publishing. Living, as he does, in the USA, he has the benefit of learning about American research before the information becomes internationally known.

Now read the CEGB's statement, and the Editorial comments on page 9.



Hint for experimenters: Hall effect sensors, such as the 634SS2 (RS304-267), respond to changes in magnetic fields. The device has differential outputs and a sensitivity of 7.5 to 10.6 mV/mT. (1 Tesla = 10⁴ Gauss).

THE CEGB'S POSITION

We asked the Central Electricity Generating Board (CEGB) for their comments and they sent the following statement:

Electric and magnetic fields are created by the flow of electricity through power lines, cables or appliances. They also occur naturally.

The electricity industry has been involved in research since 1978. None of the studies have found any ill effects on health, either amongst the general public or its own staff.

However, some research studies in America have suggested that weak magnetic fields near power lines may increase the risk of cancer. As very large numbers of people are exposed to electric and magnetic fields in their everyday lives, the suggestion of even a

remote possibility of a risk to health needs thorough investigation.

The CEGB is therefore spending in the region of £1m per annum to further its electric and magnetic field research programme. That programme covers four main areas: measuring the magnetic fields which exist in certain environments, including inside people's homes; measuring people's actual exposure to fields; biological studies; and epidemiological studies.

A recently completed study by Leeds University showed no link between childhood cancer cases and either the proximity of overhead lines of the magnetic fields generated by them.

Having reviewed all the evidence, the CEGB does not believe that the electric and magnetic fields as normally encountered by

people in everyday life have been shown to present any health risk to the industry's staff or to the public.

Similar conclusions have been reached by a number of national and international bodies, including the World Health Organisation, the International Labour Organisation, the International Radiation Protection Association, the Industrial Injuries Advisory Council and the National Radiological Protection Board.

Nevertheless, the National Grid Division will continue to keep a close watch on the situation and to contribute to the on-going international research programme.

(The CEGB National Grid Division operates the main 'supergrid' high voltage electricity transmission system in England and Wales.)

Bliss or Blight?

Continued from page 9.

health and safety concern. We have also seen reversals of attitude towards some matters; what's out of favour this week could be back in favour next. To respond to every single suggestion of a new area of concern could lead to catastrophic hypochondria! I, for one, prefer to enjoy life without excessive concern for its risks. It's acknowledged that life may be shortened by failure to worry about all risks, but that's more acceptable to me than never taking a risk on anything and then living in mourning for pleasures once loved or never tried.

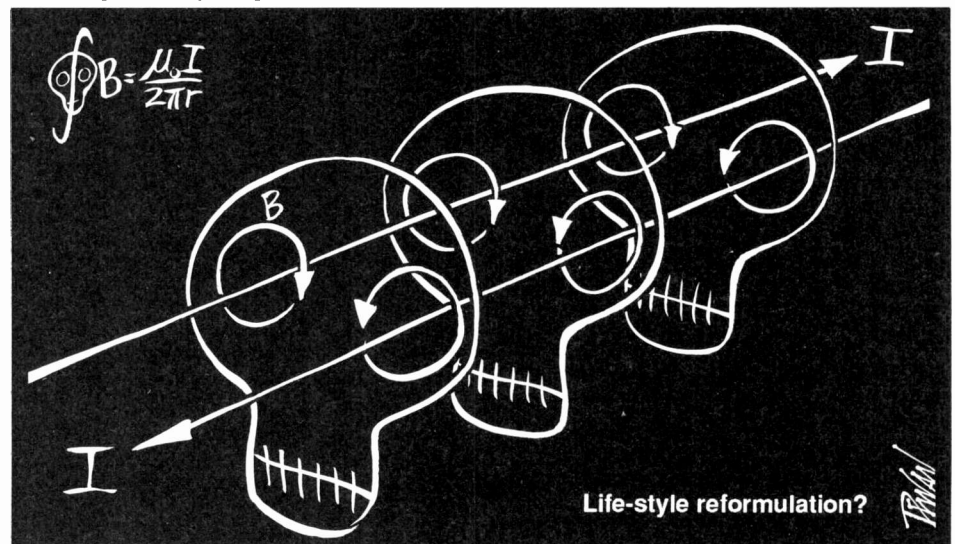
In his article, our correspondent quotes electric blankets as being potentially hazardous. I have always felt that this is true, but not for his reasons. The hazard is more from electrocution and fire. A bed warmed by an electric blanket is one of life's delights, but I will only pre-warm the bed; never will I sleep with the blanket plugged in. I do not have that degree of trust in switches and insulation. Especially since I returned from a weekend away to find the fire brigade in attendance at my smoke-filled house. The

blanket had been accidentally left on, it overheated and caused the bedclothes to smolder, fortunately without bursting into flame.

From wishful thinking I must also hope that the ac mag field hazard is disproved. Society as we know it cannot function without electrical power. You don't need me to catalogue the myriad products and services

which are affected. Even if we may ultimately find another way of powering our technological apparatus, it must surely take a generation or two to implement it. I am prepared to accept the risk as a lesser potential evil than that inherent in dispensing with the electrical products that enhance my life.

The Editor



Life-style reformulation?

WE MAKE THE WIDEST CHOICE OF USED OSCILLOSCOPES IN THE COUNTRY

SADELTA MC321 COLOUR BAR GENERATOR RF Bands 1/34 & Video 8 Functions. Sound carrier. Unused (P&P £7)£125
SADELTA COLOUR BAR GENERATOR PAL MC101. 8 Patterns. Pocket size. Rechargeable batteries. Complete with battery charger/adaptor. Unused (P&P £4)£50
Labgear Colour Bar Generator KG1. 8 Test patterns. (P&P £4)Only £40 each
LABGEAR CROSSHATCH GENERATOR. Type CM6038-08 Crosshatch/Grey Scale/Blank Master. Mains or battery. Unused £18 (P&P £3)

AVO MULTIMETERS (P&P £10 all units)

AVO Bs, 9s and Ministry Versions with batteries and leadsFrom £50
Test Leads for Avos. Red & Black with 2 croc clips & 2 prods. (P&P £3) £5
Black EVER READY Case for Avos. Unused (P&P £4)£15
BATTERIES 15 Vols£3 each. 10 for £25 (P&P extra)

NEW EQUIPMENT

HAMEO OSCILLOSCOPE HM1005 Triple Trace 100MHZ. Delay Timebase£725
HAMEO OSCILLOSCOPE HM 604 dual Trace 60MHZ. Delay Sweep£575
HAMEO OSCILLOSCOPE HM203.6 dual Trace 20MHZ. Component Tester£314
HAMEO OSCILLOSCOPE HM205.3 dual Trace 20MHZ. Digital Storage£575
 All other models available. All oscilloscopes supplied with 2 probes
BLACK STAR EQUIPMENT (P&P all units £5)
APOLLO 10. 100MHZ Counter/Timer Ratio/Period/Time interval etc.£223
APOLLO 100. 100MHZ (as above with more functions)£295
METEOR 100 FREQUENCY COUNTER 100MHZ£109
METEOR 600 FREQUENCY COUNTER 600MHZ£135
METEOR 1000 FREQUENCY COUNTER 10HZ£175
JUPITER 500 FUNCTION GENERATOR 0.1HZ-500KHZ Sine/Sq/Trio£110
ORION COLOUR BAR GENERATOR Pal/TV/Video£209
 All other Black Star Equipment Available
HUNG GHANG DMM 7030 3 1/2 digit hand held 28 ranges including 10AMP/AC/DC 0.1% Acc (P&P £4)£30.50
 As above DMM 6010 0.25% Acc£33.50
 Carrying Cases for above£3
OSCILLOSCOPE PROBES Switchable X1 X10 (P&P £3)£11

MARCONI TF2015 AM FM 10-520KHZ Sig Gen with TF2171£450
MARCONI TF2015 without Synchroniser TF2171£300
MARCONI TF2016 AM/FM 10KHZ. 120MHZ Sig Gen with TF2173£400
MARCONI TF2016 without Synchroniser TF2173£250
MARCONI MOD Meters TF2300, TF2300B, TF2303 from £100
DYMAR 1525 AM/FM 0.1 - 184MHZ Sig Gen£200
FERROGRAPH RTS2 Recorder Test Set£275
WOELKE Wow & Flutter Meter ME108£100
LEADER LMV 186A Two Channel Multivoltmeter 5HZ-500KHZ 1000V-300V£100
FEEDBACK FG601 Sig Gen 0.001HZ-1MHZ Sine/Sq/Trio £150
MARCONI Automatic Distortion Meter TF2337A 400HZ or 1KHZ. Measures down to 0.01%£100
LEVELL OSCILLATORS TG152/TG200 Series from£75
MARCONI TF2700 UNIVERSAL LCR BRIDGE. Battery from£150
Thandar TA2080 Logic Analyser 20MHZ 8 Channel£375
Thurby PL3200MO 0.30V 2A Twice. Quad Mode Digital Meters£200
Feedback FSG605 Sweep Function Generator 0.01HZ-1MHZ (P&P £7)£200
Solartron 7045 Multimeter 4.5 digit LED 30 ranges Auto/Manual (P&P £7)£125
Logic Probe type 3300A TTL/Cmos (P&P £3)£18
Farrell Oscillator LFM3 10HA-10MHZ Sine/Square£200
Racal 99 15 Freq Counter 10HZ-520MHZ (Crystal Oven) £150
Racal 9900 Series Universal Counter. Timers from£150
Marconi Attenuators TF2162 DC-1MHZ 600 ohm. 0-111dB (P&P £7)£35
Hatfield ATTENUATORS 50 ohm DC-250MHZ 0-100dB/600 ohm DC-1MHZ (New Price £135) (P&P £4)Only £56
TRIO RF SIGNAL GENERATOR. Type SG402 100KHZ-30MHZ. Unused (P&P £7)Only £50
ADVANCE SG87B. AM 150KHZ-770MHZ (P&P £7)£45

Tektronic Oscilloscope 2235 dual Trace 100MHZ Delay Sweep£750
Philips Oscilloscope PM3217 dual Trace 50MHZ. Delay Sweep£500
Gould OS300 Oscilloscope dual Trace 20MHZ£250
Gould 1421 Digital Storage dual Trace 20MHZ£750
H.P. 1740A dual Trace 1000MHZ Delay Sweep Trig.£500
TELEQUIPMENT D83 dual Trace 50MHZ Delay Sweep. £300
GOULD OS3000 dual Trace 40MHZ Delay Sweep TV Trig.£300
TELEQUIPMENT D755 dual Trace 50MHZ Delay Sweep. £150
GOULD OS1100 dual Trace 30MHZ TVV Trig£210
S.E. LABS SM111 Dual Trace 18MHZ£130
TRIO CS1566A Dual Trace 20MHZ£250
H.P. 1220A Dual Trace 15MHZ. TV Trig£175
GOULD OS255 Dual Trace 15MHZ TV Trig£180
PHILIPS PM3233 Dual Beam 10MHZ TV Trig£150
GOULD OS2508. Dual Trace 15MHZ. TV Trig£160

TEKTRONIX 2215 Dual Trace 60MHC. Sweep delay with manual, probes, front cover, puchOnly £500

THIS IS JUST A SAMPLE - MANY OTHERS AVAILABLE

AVO TRANSISTOR ANALYSER Mk2. CT446 suitcase style with batteries & operating instructions£25 (P&P £7)
MARCONI AF Power Meter TF893A 20HZ-35HZ 20mW-10W with Manual£25 (P&P £7)
MARCONI RF Power Meter TF1152A/1 DC-500MHZ 0.5-25W. 50ohm with manual£30 (P&P £7)
TELEPHONES. YES! REAL DIAL TYPE TELEPHONES - that don't slide around the desk. Type no 746 supplied with standard BT plug (used). Quantity Discount only £5 (P&P £3)

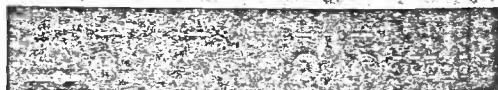
USED EQUIPMENT - WITH 30 DAYS GUARANTEE. MANUALS SUPPLIED IF POSSIBLE. This is a VERY SMALL SAMPLE OF STOCK. SAE or Telephone for lists. Please check for availability before ordering. CARRIAGE all units £16. VAT to be added to Total of Goods & Carriage

STEWART OF READING

110 WYKEHAM ROAD, READING, BERKS RG6 1PL
 Telephone: 0734 68041 Fax: 0734 351696.
 Callers welcome 9am - 5.30pm, Mon-Fri (until 8pm Thurs)

SONIC LINK

PRECISION ENGINEERED AUDIO AMPLIFICATION



SONIC LINK precision engineered audio amplifiers have been designed by Graham Nalty to put into manufactured products the quality of components and circuit design which you would only associate with AUDIOKITS PRECISION COMPONENTS.

SONIC LINK Amplifiers

DM20 Dual Mono Integrated Amplifier 20 w/channel£299
SONIC LINK CABLES
 Made entirely from silver plated copper wire insulated and sheathed with PTFE, SONIC LINK cables enable the full sound quality designed into SONIC LINK amplifiers to be enjoyed through the music.
SONIC LINK 'BLACK' mains cable 3 core£12/m
SONIC LINK 'BROWN' Loudspeaker cable£10/m
SONIC LINK 'RED' Interconnect cable£7.50/m

SONIC LINK HIFI DEALERS

SONIC LINK amplifiers and cables can be heard at a number of specialist hifi retailers, all of whom are recommended by Graham Nalty to AUDIOKITS customers who wish to purchase hifi equipment.

ACTON GATE AUDIO, Wrexham. 0978-364500
ACOUSTIC ATRS, Watford. 0923-245250
AUTHENTIC AUDIO, Stratford upon Avon. 0789-414533
AYLESBURY HI-FIDELITY, Aylesbury. 0296-28790
LISTEN HEAR, Ilkeston, Derbyshire. 0602-304602
IN CONCERT HIFI, Wallasey. 051-630-5055
MID SHROPSHIRE AUDIO, Dawley. 0952-630-5055
MUS HIFI, Barwell, Leicestershire. 0455-846977
OMNI AUDIO, Leeds. 0532-758326
RADLETT AUDIO, Radlett, Hertfordshire. 0923-856497
STANDENS HIFI, Tonbridge. 0732-353540
SOUNDS EXCLUSIVE, Cranleigh, Surrey. 0483-268185
SOUNDS GOOD, Ealing. 01-579-3963
STEVE BOXSHALL AUDIO, Cambridge. 0223-68305
SUSSEX AUDIO, Burgess Hill. 0444-242336

SONIC LINK AMPLIFICATION, 6 Mill Close, Borrowash, Derby, DE7 3GU
 Telephone 0332-674929

HENRY'S

45th ANNIVERSARY

ELECTRONICS DISTRIBUTORS FOR TRADE/INDUSTRY EXPORT AND HOBBYISTS

BIG DISCOUNTS FOR EDUCATION AND QUANTITY

- Tools/Service Aids
- Test Instruments (UK's largest in-stock Range)
- Public Address/Disco
- Security/CCTV/Doorphones
- TV, Video Distribution
- Components Chassis Speakers, Audio, TV, Computer Accessories


SPECIAL OFFERS

Dmm was (£18.95) **£13.95** (30 models stocked)
 1 kw outdoor PIR Lights controller was (£32.95) **£19.95**
 VHF/UHF TV/FM Amplifier was (£11.95) **£9.95**
 Analogue MM 27 Ranges CAP/Hfe/Temp/10A AC/DC etc. was (£39.95) **£29.95**
 ALL PRICES INCLUDE VAT

FREE CAR PARKING

Two Car Parks (Bell and Church Streets). Present your ticket when purchasing and get one hour as discount.

OPEN 6 DAYS A WEEK FOR CALLERS AND TELEPHONED ORDERS



CATALOGUE IN COLOUR

- Instruments
- Security
- Supplements
- Components
- Ask Henry's first! £1 for callers, large SAE £2 stamp UK by post. Free to Education with Trade Price List

HENRY'S AUDIO ELECTRONICS

404 Edgware Road, London W2 1ED
 Instruments/Audio 01-724 3564
 Security/Communications/CCTV 01-724 0323
 Components 01-723 1008 Fax: 01-724 0322
 Trade/Education/Export 01-258 1831

(Please note - from 6 May 1990 the 01 Code changes to 07)

Diode behaviour was examined last month and we looked particularly at their use in rectifying ac to dc. We now see what other functions they can perform.

PHOTODIODE

A photodiode consists of a diode in a transparent package. This allows light to reach the pn junction. The effect of light on the junction is to excite electrons, giving them enough energy to escape from the atoms. This causes hole/electron pairs to be created in proportion to the amount of light falling on the junction. Since the holes and electrons are charge carriers, the current through the diode increases.

A photodiode is usually connected so that it is reverse-biased (Fig.24). The small leakage current causes a voltage to develop across R1. When light falls on the diode the leakage current increases. The voltage across R1 increases as a result of this. Usually the output of this circuit is fed to an amplifier. The signal from the amplifier may then be used to drive measuring circuits or to act as a logic input to then be used to drive measuring circuits of to act as a logic input to digital circuits.

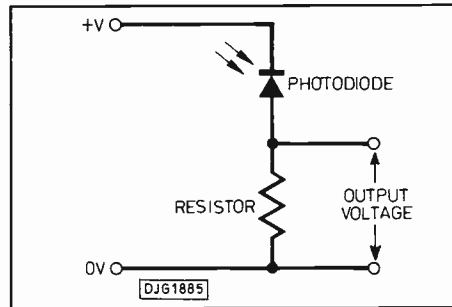


Fig. 24 Using a reverse-biased photodiode.

flow. The diode is destroyed if it is not designed to withstand this large current.

The voltage at which avalanche breakdown brings depends on the way the diode is made. It can be anything between 5V and 1000V but is fixed for any given type of diode. These avalanche diodes are manufactured to conduct in the reverse direction at a specified voltage, and to be able to withstand the resulting high current. Such diodes are often called zener diodes, though the true zener diode works in a rather different way.

One important application of the zener diode is in voltage regulation, as shown in the next investigation.

Investigation 7 - a voltage regulator

- You need: battery box
 R1 27 ohms
 R2 2k2, and a selection of resistors between 180 and 680 ohm
 D1 BZY88C3V9, 3.9V zener diode
 testmeter or voltmeter to 10V

Connect the circuit of Fig.25, as in Fig.26. Note that the zener diode is reverse-biased. The idea of the circuit is to vary the load (the current passed by R2) and see what effect this has on the voltage supplied to the load.

Begin with R2=2k2, and measure the voltage. Remove D1 and measure the voltage again. Replace D1 and repeat, using various other resistors for R2, one at a time, to take various load currents. Read the voltage each time, with and without the zener diode. Record your results in a table:

What is the effect of having the zener diode in the circuit?

Load (ohms)	with zener	without zener
2200		
680		
470		
"		
"		

BASIC ELECTRONICS

Photodiodes are used as sensors in instruments for measuring light levels. They are also used in control applications, such as for automatically switching on illumination at dusk, or controlling the operation of the sliding doors of lifts. Certain types of photodiode are specially sensitive to infra-red radiation. These have a plastic package that is opaque to visible light, but transparent to infra-red.

PIN photodiodes have a layer of intrinsic (ie, not doped) semiconductor between the p-type and n-type layers.

ZENER DIODE

Investigation 6 - Properties of a zener diode

Repeat Investigation 5, but using a BZY88C3V9 zener diode. How does its behaviour differ from that of an ordinary reverse-biased diode?

AVALANCHE BREAKDOWN

As we increase the reverse voltage across a diode, the minority carriers are in an increasingly strong electric field. They gain more and more energy to set free electrons from the atoms in the lattice. More electron/hole pairs are produced. This increases conduction. The increasing number of carriers generates even more electron/hole pairs, and so on. The effect is like an avalanche. Suddenly, conduction increases very rapidly and a large current begins to

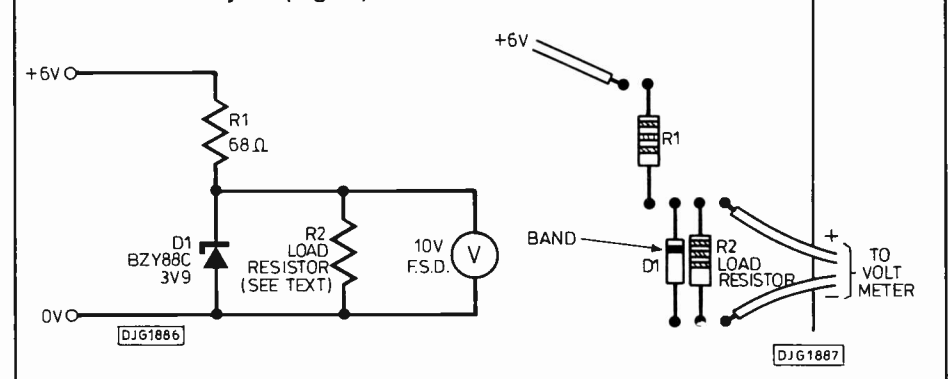
Part Five By Owen Bishop

Examining the fundamentals of photo diodes, leds and zeners. Plus two modules and a system to construct.

ZENER CURRENT

In Investigation 7 the current through the load varies widely as the resistance of the load is changed. But the voltage across the load remains remarkably steady at or close to 3.9V. The voltage drop across R1 is 6-3.9=2.1V, and the current through it is 2.1/68 = 0.026A or 26mA. As long as the voltage at the junction of R1 and D1 remains constant, a constant current of 26mA flows through R1. Part of this flows through the load. When the load is 2200 ohms, the current through the load is 3.9/2200 = 1.8mA. The remaining current, 24.2mA, must therefore flow through the diode. When the load is 180 ohms, the current through it is 3.9/180 = 20mA. The remaining current, 6mA, flows through the diode.

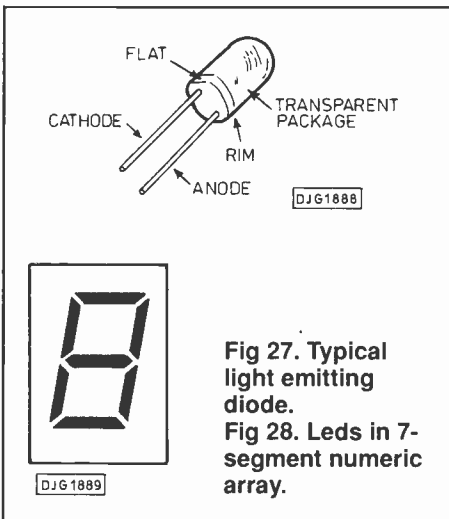
Fig 25. Circuit for investigation 7, and its breadboard layout (Fig 26).



To obtain good stabilisation the current through the diode should always be at least 5mA. Thus a load of about 180 ohms, taking 20mA and leaving 6mA going through the diode, is about the maximum that this circuit can supply. At the other extreme, when the resistance of the load is high, a relatively large current, 24mA, flows through the diode. We have to ensure that the diode can pass a current of this size without breaking down. Zener diodes are made in a range of power ratings. Given that the voltage across the diode is 3.9V and the current is 24mA, or 0.024A, the power is $P=IV=0.0936W$, approximately 100 milliwatts. The BZY88C series is the lowest-rating series, rated at 500mW, so there is no chance of the diode being destroyed in this circuit.

LIGHT-EMITTING DIODE

Diodes of this type are made from a different kind of semiconductor material, gallium arsenide. When a current passes through the diode, light is emitted. The most common type emits red light, but diodes emitting green, yellow or orange light are also available. They are used singly or in special arrays in a variety of display applications. Single diodes are usually packaged as in Fig.27. The package is of transparent plastic, usually coloured according to the light the led emits. In the type shown, the rim is cut away on one side to indicate which wire is the cathode terminal. A variety of rectangular and triangular shaped leds are also manufactured.



The seven-segment led display (Fig.28) is a familiar feature of the numerical displays of calculators, cash registers, clocks, microwave ovens and many other items of electronic equipment.

Another type of diode emits infra-red radiation. Diodes of this type are very often used in remote control. The infra-red leds in the hand-held control unit produce a coded train of pulses. This is received by an infra-red photodiode (see above) on the tv or video set, decoded by logic circuitry which then responds to the control commands. Infra-red leds and photodiodes are also used in intruder-detection systems. The advantage is

that the beam of infra-red radiation is invisible to the human eye so that the intruder may walk unawares into the beam and cause the alarm to be sounded.

An led has the usual property of a diode in that it conducts in only one direction. However, leds are not able to withstand high reverse voltages. If the reverse voltage is greater than 5V there is a danger with most types that the led will be destroyed. The following investigation demonstrated the use of an led and also gives you practice in electronic calculations.

Investigation 8 - Light-emitting diode

You need: battery box (6V)

D1 TIL209 or similar light-emitting diode

R1 a range of resistors of value between 100 ohm and 470 ohms
testmeter or voltmeter with 2V scale

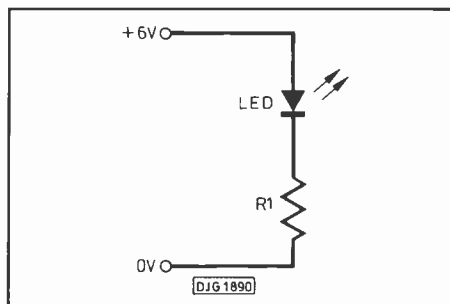


Fig 29. Circuit for Investigation 8.

Set up the circuit of Fig.29, with a 180 ohm resistor as R1. The led glows brightly. Measure the forward voltage drop of the led. Measure the voltage drop across R1. Assuming that R1 has its nominal value, 180 ohms, calculate the current flowing through the resistor (and also through the led).

Now try these practical exercises:

1) In a battery-powered device, you want to economise in current by allowing only 5mA for powering the led. Assuming the same voltage drop as before, what value resistor would you use for R1? Try this in the circuit,

measure the voltage drop across the resistor, and calculate the actual current flowing.

2) You are designing a device that needs a warning led. You decide to make it bright by passing 25mA through it (this is the maximum current rating for several types of led). What value resistor would you use for R1? Try this in the circuit, measure the voltage drop across the resistor, and calculate the actual current flowing.

MODULES OF THE MONTH

6. Temperature sensor

The circuit of this is similar to Fig.3 of the article in PE March 90, except that it has a variable resistor in place of the fixed resistor. This allows you to set the output level (V) obtained for a given temperature. Fig.30 shows the thermistor (R1) soldered on the board, but you could instead use a pair of flexible wires to join the thermistor to two thermal pins at C5 and E4.

Parts required: R1 bead-type thermistor, resistance 247k at 25°C; VR1 10k sub-miniature horizontal preset resistor, preferably with a small knob, as shown; SKT1 3-way pcb socket; stripboard 63mm x 25mm (Vero 15354)

7. Relay

This module uses a very small relay intended for circuit-board mounting. Relays of different manufacture have the terminal pins differently arranged. Check carefully against the catalogue description before cutting the copper strips or soldering the wire links to the board. The circuit of the module is shown in Fig.32 for guidance. Since the relay coil is inductive, the module includes a protective diode. This allows the module to be safely used as the load of a switching transistor (Fig.31, Fig.32)

Parts required: D1 1N4148 silicon diode; RLA1 micro-miniature relay 6V; SKT1 2-way socket; SKT2 3-way POC socket; stripboard 63mm x 25mm (Vero 15354)

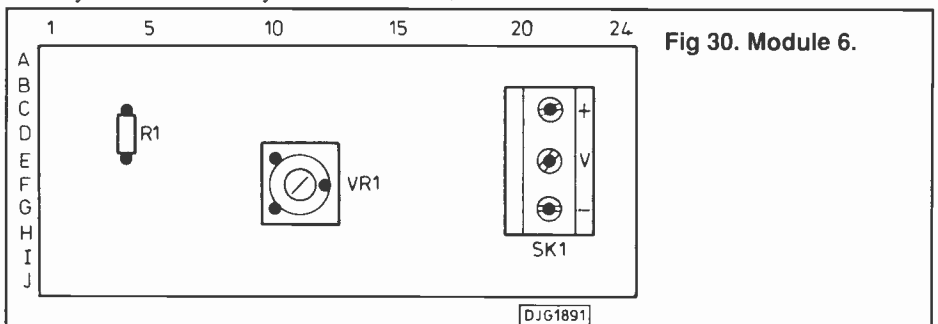


Fig 30. Module 6.

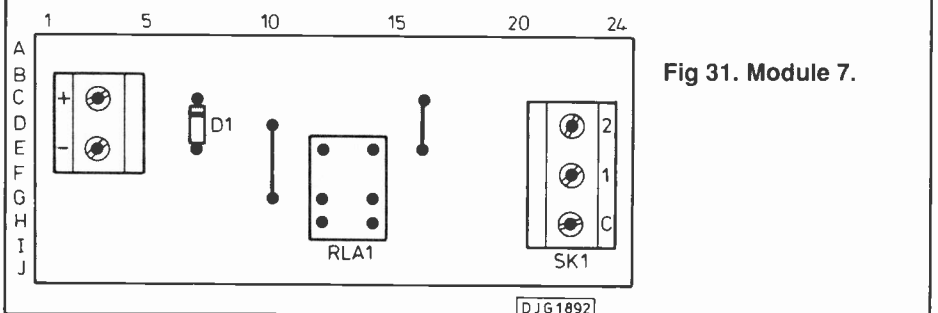
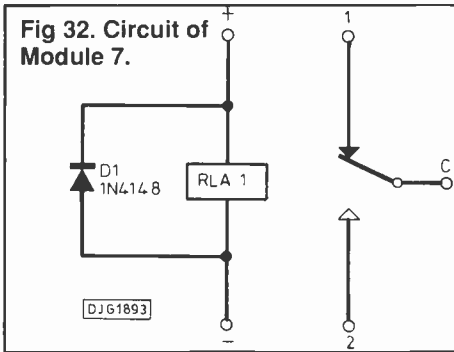


Fig 31. Module 7.



reaches a given level. It can be used as a fire alarm or an indicator of overheating, in a greenhouse for example. The temperature is sensed by Module 6, the output of which rises as temperature increases. This rising output is used to switch on a relay (Module 7). The temperature at which this happens is set by adjusting VR1. The switch contacts of the relay are wired into a separate circuit which controls a lamp, an audible warning device (eg Module 5). The sensor and/or the warning device may be mounted on long leads, if necessary.

SYSTEM OF THE MONTH

Fire alarm/overheating alarm

This system (Fig.33) turns on a lamp or other alarm device when the temperature

The response to temperature is a gradual one, so the relay may switch on and off repeatedly when the temperature is hovering around the selected level. Next month we describe a module that improves this system by providing a more definite clear-cut action.

Fig 33. System diagram of fire alarm.

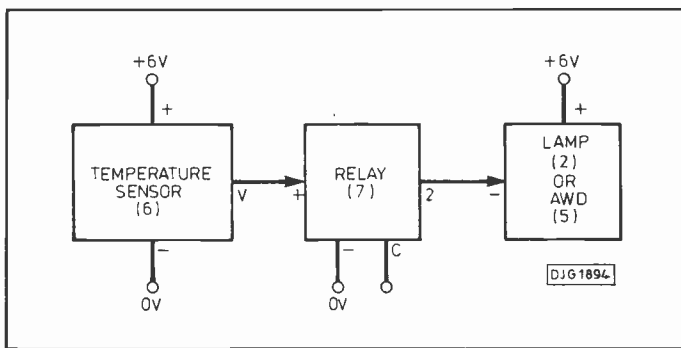
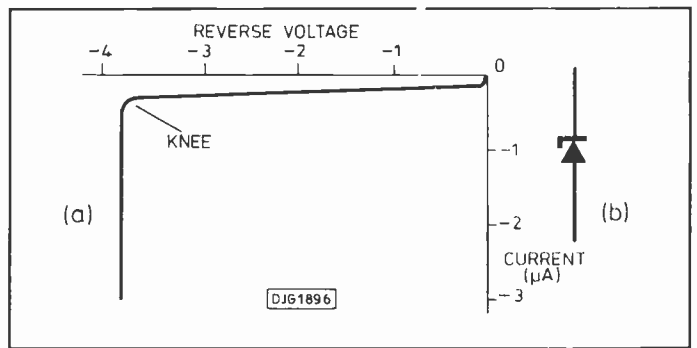


Fig 34. (a) Reverse-bias characteristics of a 3.9V zener diode. (b) Circuit symbol for a zener diode.



PHONE
0474 560521



FAX
0474 333762

P. M. COMPONENTS LTD

SELECTRON HOUSE, SPRINGHEAD ENTERPRISE PARK
SPRINGHEAD ROAD, GRAVESEND, KENT DA11 8HD

TELEX
966371
TOS-PM

VALVES

BRIMAR — COSSOR — EIMAC — GEC
— HIVAC — MAZDA — MULLARDS — RCA —
SIEMANS — SELECTRON — TEONEX — ETC

Over 3 million valves available from stock. Please phone for a competitive quote.

We offer: specially selected pre amp valves; a wide range of matched power valves; high quality CV and ruggedised valves; transmitting, receiving, industrial and rare vintage wireless valves and sockets.

We also offer: Semiconductors; Video Heads and Belts; Integrated Circuits; Diodes; Industrial Cathode Ray Tubes.

How to buy: You may phone our sales desk 0474 560521 (24 hour answering service) and order by credit card or send your order with cheque/postal order and we will despatch all ex stock items the same day.

UK orders p&p £1.00 per order.
Please add 15% VAT to prices shown.
Export orders welcome, carriage at cost.

A selection from our stock of branded valves

2A3	16.50	572B	59.00	7119	9.00	EF804S	19.50
5R4GY	4.95	805	59.00	7247	8.50	EF805S	25.00
5U4G	4.50	811A	6.95	7551	8.50	EF806S	25.00
6CA7	3.95	812A	12.50	7581A	11.95	EL34	3.95
6CG7	4.50	813	19.50	7586	15.00	EL84	1.50
6CW4	8.50	845	23.00	7587	19.50	EL86	1.75
6DJ8	1.35	872A	20.00	7591A	8.95	EL519	6.95
6DK6	1.50	5636	5.50	7868	8.50	EY88	1.50
6EJ7	0.85	5642	9.50	8417	8.95	EZ80	0.75
6FQ7	4.50	5751	2.95	E81CC	5.50	GZ32	4.50
6GK6	3.95	5814A	3.25	E82CC	4.50	GZ34	4.50
6JB6A	9.50	5842	11.00	E83CC	4.50	KT66	5.00
6JS6C	10.95	5881	9.95	E88CC	3.50	KT67	9.00
6KD6	11.95	5899	4.50	E88CC01	6.95	KT77	15.00
6L6GC	3.50	5963	1.75	E182CC	9.00	KT88	15.00
6LQ6	12.50	5965	2.15	E88CC	4.50	M8136	7.00
6SN7GT	3.15	6057	3.75	EC8010	12.00	M8137	7.95
6U8A	1.50	6136	2.50	ECC81	1.95	M8162	5.50
6Y6GT	2.50	6146B	9.50	ECC82	0.95	M8195	6.50
6X4	1.50	6189	4.50	ECC83	1.50	PL504	1.25
12AT7	1.50	6201	6.45	ECC83.SP	3.50	PL519	4.95
12AT7WA	2.50	6267	5.00	ECC801S	6.95	TT21	45.00
12AU7	0.85	6360	4.50	ECC802S	6.95	QQV03.10	5.50
12AX7	0.95	6550	8.95	ECC803S	6.95	QQV03.20	25.00
12AX7WA	2.50	6550A	13.95	ECF82	1.50	QQV06.40A	27.50
12AY7	3.95	6870	11.50	ECF804	6.50	U19	8.50
12BH7A	4.95	6883B	9.95	ECF805	2.50	UCH41	2.50
12GN7A	6.95	6973	10.50	ECL82	1.00	UL84	1.95
12E1	19.50	7025	2.50	ECL86	1.50	VR150.30	2.50
211	14.95	7027A	10.00	EF86	3.50	Z759	15.00

THOUSANDS OF OTHER TYPES AVAILABLE

PRACTICAL ELECTRONICS CLASSIFIED

Reach thousands of serious electronic and computer enthusiasts. Advertise in PE Classified pages: Rates 20p per word or £8.50 per single column cm (plus VAT). All classified advertisements must be pre-paid. Send your copy with the remittance (payable to Intra Press or payment by Visa or Access accepted) to: Practical Electronics, Intra House, 193 Uxbridge Road, London W12 9RA. Tel: 081-743 8888. Fax: 081-743-3062
LET PE WORK FOR YOU!

EDUCATION

FULL-TIME TRAINING COURSES

2 YEAR
BTEC NATIONAL DIPLOMA
 Electronics and Communications Engineering
(TV, Computers, Programming, IT)

1 YEAR
BTEC NATIONAL CERTIFICATE
 1. Electronic Equipment Servicing
(TV, Video, CCTV)
 2. Computing Technology
(Microprocessors, DataComms, Interfacing)
 3. Information Technology
(Telecomms, Satellite TV, Networks)
 4. Software Engineering
(Assembler, BASIC, Pascal, CAD/CAM)

★ Those eligible can apply for E.T. grant support ★

★ An equal opportunities programme ★

COURSES COMMENCE
 Monday 23rd April 1990

LONDON ELECTRONICS COLLEGE

Dept: AA, 20 Penywern Road,
 London SW5 9SU. Tel: 01-373 8721

Start training now for the following courses.

- Telecomms Tech C&G 271
- Radio Amateur Licence C&G
- Microprocessor
- Introduction to Television

Send for our brochure - without obligation or telephone us on 06267 79398 (Ref: PE5/90)

Name.....

Radio & Telecommunications Correspondence School,
 12 Moor View Drive, Teignmouth,
 Devon TQ14 9UN

RETAILERS

EDINBURGH

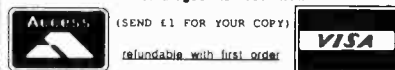
OMNI ELECTRONICS

stock a wide range of electronic components at
174 Dalkeith Road
Edinburgh EH16 5DX
Tel: 031 667 2611
 Open Mon-Fri 9am-6pm
 Sat. 9am-5am
 Send 2x20p stamps for
CURRENT CATALOGUE!

LONDON EAST

AGE A & G ELECTRONICS LTD.

ELECTRONIC COMPONENTS MAIL ORDER COMPANY.
 Electronic components, I.C.'s, diodes, LED's, capacitors, potentiometers, solar chargers, computer disks, video tapes, aerosols, etc.
 Brand new quality components at unbeatable prices.
 1990 catalogue is out now



100 Park Avenue, London E6 2SR. Tel: 01-552 2386

IS YOUR ADVERTISEMENT

A TIGHT SQUEEZE?

STRETCH

OUT IN THE
DISPLAY
 PAGES OF PE!

PHONE DAVID BONNER FOR
 DETAILS ON 081-743-8888

LONDON WEST

TECHNOMATIC LTD

Please see our display advertisement in this issue for more details!

MANCHESTER

THE ELECTRONICS SHOP

We stock a large range of electronic components, test equipment, telephone accessories, computer accessories, microphones, speakers, discolorighting, mixers, meters, stylus, so call in and have a look around.
 29 Hanging Ditch, Manchester M4 3ES
 Telephone: 061-834 1185

SOUTHSEA

ELECTRONIC COMPONENTS

EVERYTHING FOR YOUR NEXT PROJECT
 THE BIGGEST DISPLAY IN THE SOUTH IS AT

FRASER ELECTRONICS

42 ELM GROVE ★ SOUTHSEA ★ HANTS
 Telephone: 0705-815584

STAFFORDSHIRE

COMPONENT SOLUTIONS

Ltd.

"answering your component problems"

Unit 62, Enterprise Centre, Bedford Road, Stoke-on-Trent, Staffs.,
 Tel: 0782 287038

what company?

Resistors 1/4 W 5% carbon (E12) 1p metal film 1% 3p
Resistor Pack 85 different E12 values + zero ohm link total content
1000 resistors£8.95
LEDs red/green 3/5mm6p each. Yellow 11p
Cable ties 7.5mm1p each £5.95/1,000 £49.50 per 10,000
Stepping motor 4 phase 12v 7.5 step 50 ohms£8.95
SAA1027 stepping motor driver chip£3.95
FM transmitter Kit good quality sound£7.94
High quality photo resist copper clad epoxy glass boards
Dimensions single sided double sided
3x4 inches£0.95
£1.07
4x8 inches£2.40
£2.68
6x12 inches£5.37
12x12 inches£10.66

Special Offers
Computer Grade Capacitors with screw terminals 38000uf 20v £2.50
8700uf 10v £1.95, 68000uf 15v £2.95, 10000uf 16v £1.50
7 segment Common anode led display 12mm£0.45
LM2931ATS.0 Low drop out 5V regulator T0220 package£0.85
BS250 P channel MOSFET £0.45, BC559 transistor£3.95 per 100
74LS05 hex inverter £1.00 per 100, used 8748 Microcontroller£3.50
Stereo LW/MW/FM Tuner pre-amp assembly complete with volume/tone controls and tuning scale Brand new in makers carton£5.95, faulty £2.50
Circuit diagram description and setting up procedure for tuner assembly described above £0.50. 5 digit 6v electromagnetic counter£1.95
Hour counter (used) 7 digit mains 240V AC 50Hz£0.95
LCD display 16 digit 7x5 dots dot matrix£2.50
Query keyboard 58 key good quality switches£5.00
95p for P&P per order (VAT inc.)
wide range of CMOS TTL 74HC 74F Linear transistors kits capacitors, resistors tools etc always in stock

CAMBRIDGE COMPUTER SCIENCE LTD

10MByte Winchester, used, 3 months Wty, £42.00 each
5.25" Disk Drives, 80 Track DSDD £34.00 each
5.25" Disk Drives, 80TK, DSDD Used, No Wty £15.00 each
Buy a case, winchester & PSU together for £64.00 set
Small cases, to fit 2 Half Ht 5.25" drives £10.00 each
5.25" Drives, used-untested-no warranty £15.00 each
(untested drives are sold on a strictly "as is" basis)

5.25" Disks, DSDD, 48tpi boxes of 10 £3.00/box
50W PSU 5V 6A, 12V 2.5A, -5V 0.5A, -12V 0.5A £16.00 each
40W PSU 5V 3.75A, 12V 1.5A-12V 0.4A cased with on/off switch £10.00 each
Dual PSU 0-30V @5A Limited quantity only at £45.00 each
Dual Data lead (BBC Micro to 2 Disk Drives) £4.00 each
Power lead (BBC Micro to Disk Drive) £2.00 each
Dual power lead (BBC Micro to 2 Disk Drives) £4.00 each
68000 CPUs (The first orders get 10MHz chips) £3.50 each
Z80A CPU, CTC, P10 £1.20 each; DMA £2.00 £4.50 all 4
74LS TTL, pick and mix, buy 10 or more for £0.12 each
Types available: '00 '02 '04 '08 '11 '13 '15 '20 '21 '26 '27 '30 '32
'38 '42 '75 '83 '96 '107 '109 '122 '132 '136 '139 '145 '151 '153
'157 '158 '163 '164 '166 '191 '193 '298 '365 '670
EPROMS 27128 used £1.50 each; new 27128-25 £2.50 each
256K Byte DRAM Modules, removed from equipment £6.00 each
6264 8K Byte SRAM -15 £3.00 each -12 £3.80 each
65256 32K Byte rams £7.00 each
8K Byte NV ram chips £3.00 each £10.00 four
20 pin dll low profile IC sockets £0.50 (ten) - £4.00 (100)
40 pin dll low profile IC sockets £0.60 (ten) - £5.00 (100)
Keyboard, 100 keys on board LCD & micro I/O £8.00 each
Toroidal mains transformer 12V 4A & 0.4A, 12-0-12 @0.1A & 2A, 9-0-9 @0.2A £4.00 each -£6.00 for 2 - £8.00 for 3
Video Tapes, E180 VHS £2.50 each
Smoke detectors, small size £7.00 each
Smoke detectors, large with escape light and pause feature £13.00 each
Prices include postage. Add 50p to orders below £5.00.
All items new unless stated. Add 15% VAT to all prices.
Send an SAE for our latest list or for more info.
Dept PE, 374 Milton Road, Cambridge, CB4 1SU Tel: 0223 424602 or 0831 430496 or 0831 430552 (Mail order only, no facilities for callers)

30 DAYS GUARANTEE. PLEASE ADD VAT. CHECK AVAILABILITY & CARRIAGE COSTS.

MARCONI 2600S MILLIVOLTMETER AF 1MV - 300V FSD£ 30
MARCONI 144H WIDE RANGE HIGH QUALITY RF GENERATORFROM £ 45
WAYNE KERR AF GENERATOR 10HZ - 120KHZ£40
BRADLEY 471C TEST METER£40
MARCONI HF TEST SET 2603 WITH ACCESSORIES £60
TEKTRONIX 647A DUAL TRACE SCOPE 100MHZ ALL MODES£250

SPECIAL 2002AS Marconi AM - FM signal generator 10KHZ - 72MHZ in used good condition checked and tested the superb appearance and performance will enhance any test bench £140

MARCONI GENERATOR 2015 10MHZ - 520MHZ AM FMFROM £325
TELEQUIPMENT DUAL TRACE 75S SCOPE 50MHZ£250
PHILIPS SCOPE PM3217 DUAL TRACE 50MHZ£325
COSSOR SCOPE CDU150 DUAL TRACE 35MHZ£140
SELABS SCOPE SM111 DUAL TRACE 18MHZ£120
VARIOUS AVOSFROM £ 25
AND BRIDGE MEGGERSFROM £ 50
PROFESSIONAL COLOUR MONITORSFROM £ 85
VDUS VARIOUS WITH KEYBOARDSFROM £ 50
PRINTERS VARIOUSFROM £ 45
VARIOUS COMPUTER SYSTEMS COPMLETE OR BITS.
EG. 5 1/4 DRIVES TESTED.£ 30
3 1/2 DRIVES TESTED£ 50
GREEN MONITORS (CHASSIS ONLY)FROM £25
LOW COST MODEMS OFTEN AVAILABLEFROM £ 35
VARIOUS PROCESSOR BOARDS AND CASD VERSIONS
CALL OR PHONE FOR DETAILS.
**A. WOOD. NORTH WEST.
94 WORSLEY ROAD, FARNWORTH
TEL: BOLTON (0204) 71795**

Carbon Film Resistors 1/4W E24 series 0.5R to 10MΩ - 1p
100 ohm per value - 75p 1000 off in even hundreds per value - £7
Metal Film 1/4W 10R to 1MΩ 5% E12 series - 2p 1% E24 series - 3p
1/2Watt metal/carbon film E24 series 1R to 10MΩ - 11p
1 Watt metal/carbon film E12 series 4R to 10MΩ - 5p
BC107/8/9 - 12p BC547/8/9 - 8p BC182L 184L - 10p
BFY50/51/52 - 20p 2N3055 - 50p TIP31A,32A - 25p TIP41,42 - 25p

Tantalum head subminiature electrolytics (Mids/Volts)
0.1/35, 0.22/35, 0.47/35, 3.3/16, 4.7/16 - 14p 4.7/35 - 15p
2.2/35, 4.7/25, 10/5 - 15p 4.7/35, 6.8/16 - 16p 10/16, 22/16 - 20p
22/16 - 30p 33/10 - 30p 47/10 - 35p 100/6 - 40p

Aluminium Electrolytics (Mids/Volts)
1/50, 2.2/50, 4.7/25, 4.7/50, 10/16, 10/25, 10/50 - 5p 22/16, 22/25 - 6p
22/50, 47/16, 47/25, 47/50 - 6p 100/16, 100/25 - 7p 100/50 - 12p
100/100 - 14p 220/16 - 8p 220/25, 220/50 - 10p 470/16, 470/25 - 11p
1000/25 - 18p 1000/35, 220/25 - 22p 4700/25 - 70p

Miniature Polyester Capacitors 250V Wkg. Vertical Mounting
01, 015, 022, 033, 047, 068 - 4p 0.1 - 5p 0.15, 0.22 - 6p 0.47 - 8p

Mylar Capacitors 100V Wkg. Vertical Mounting E12 Series
1000p to 8200p - 3p 01 to 068 - 4p 0.1 - 5p 0.15, 0.22 - 6p

Subminiature Ceramic Plate 100V Wkg. E12 Series Vertical Mounting
2% 1P8 to 47P - 3p 56P to 330P - 4p 10% 390P to 4700P - 4p
Ceramic plate/disc E6 Series 50V 22P to 047 - 2p

Polystyrene Capacitors 63V Wkg. E12 Series Axial Mounting
10P to 820P - 3p 1000P to 10,000 - 4p 12,000P - 5p
1N4148 - 2p 1N4002 - 4p 1N5404 - 14p W01 bridge - 25p
0A91 - 6p AA143 - 8p W005 - 20p 1N4006 - 6p
Zener diodes E24 series 3V3 to 33V 400mW - 8p 1 watt - 12p
L.E.D's Red, Green & Yellow 3mm & 5mm - 10p 8mm - 35p
20mm fuse 0.1A to 5A quick blow - 5p Anti Surge - 8p
High Speed drills 0.8mm, 1.0mm, 1.3mm, 1.5mm, 2mm - 30p
Expo Reliant drilling machines 12V d.c., with improved 3-jaw chuck 6.50
Nissads AA - 80p HP11 - £2 PP3 - £4.20 Universal Chargers - £6.50
Glass reed switches single pole make contacts - 8p Magnets - 12p

VAT inclusive. Return postage 25p (free over £5) Lists free

**THE C.R. SUPPLY CO.,
127 Chesterfield Road,
Sheffield S8 ORN. Tel. 557771.**

BOOKS

SPECIAL OFFERS from INFOTECH

76 Church St., Larkhall, Lanarkshire ML9 1HE

Access or Visa by return post or
Phone (0698) 88458/883334 NOW HURRY WHILE OFFER LASTS!

Pre-Publishing Offer
MICROWAVE SERVICING MANUAL
by John Coombes FSTREE
Now only £6.95
"LIMITED PERIOD"

Just in!
ELECTRONICS DATA & REFERENCE GUIDE
Essential for every serious Electrician!
£5.95 Introductory Offer

25 fault finding guides covering most VIDEOS from 1980-1987
Normal price £62.50
Very limited period £39

SERVICE MANUALS

Available for most video recorders, Colour & Mono Televisions, Cameras, Test Equipment, Amateur Radio, Vintage Valve Wireless, Any Audio, Music Systems, Computers, Kitchen Appliances etc.

Equipment from the 1930's to the present and beyond. Over 100,000 models stocked, originals and photostats.

FREE catalogue: Repair and Data Guides with all orders

**MAURITON TECHNICAL SERVICES (PE),
8 Cherry Tree Road, Chinnor, Oxfordshire OX9 4QY
Tel: (0844) 51694 office hours - Fax: (0844) 52554 (any time)**

BLACK FOX AUDIO SYSTEMS

18 Rugeley Road, Chase Terrace, Walsall, West Midlands WS7 8AQ.

MOSFET POWER AMPLIFIERS

STEREO PFA25 25w + 25w in to 8 ohms £60.00
STEREO PFA30 30w + 30w in to 8 ohms £65.00
Modules include two regulated power supplies one for each amplifier plus AC output 15-0-15 1A variable gain heatsinks.
PFA50 50 watts in to 8 ohms £25.00
PFA140 140 watts in to 8 ohms £30.00
modules include heatsinks variable gain, voltage regulators on drive stage. Power supplies available.
BUILT TO ORDER NOT MASS PRODUCED.
ALL HAVE 5 YEAR GUARANTEE.

PCBS

We will make drilled PCBs to your specifications - one-offs to small production runs. Cost 6p/cm² single sided 12p/cm² double sided. An initial charge may be made for artwork transfer to acetate. Send your artwork to us or for further details contact Paul Oakes, PCB Production, Intec (Inverclyde) Ltd, 5 East Blackhall Street, GREENOCK, PA15 1HD.

Series X Mixer Kits

- ★ up to 1,000 inputs
- ★ 60+100 mm faders, pots, panels and audio switches
- ★ 6-9 echo sends
- ★ versions for recording PA, radio, disco
- ★ circuit diagrams
- ★ From £9.92

Send 40p for catalogue to: K. Tek, P.O. Box 172a, Surbiton, Surrey KT6 6HN. Tel:01-399-3990



TURN YOUR SURPLUS

ICS transistors etc into cash, immediate settlement. WE welcome the opportunity to quote for complete factory clearance.

Contact:
COLES-HARDING & CO.,
103 South Brink, Wisbech, Cambs.
ESTABLISHED 15 YEARS
Tel:0945 584188 - Fax: 0945 588844

Did you know that its now cheaper to light a garden shed by solar energy (and I don't mean through a skylight) than to run a mains cable 20 metres or so out from the house? Even in the UK. So says Professor Robert Hill, a physicist and expert in photovoltaics at Newcastle upon Tyne polytechnic.

The other day I was clearing out some old stanchions and pipes from my own garden shed to give to our local scrap-metal collector who comes round the streets in an ancient lorry. My shed doesn't yet have solar-power lighting - but there's a link here which will become apparent. I noticed that the old lorry was piled high with discarded fridges, washing machines and other assorted white goods. What a waste, I thought. Is it really necessary for such obviously modern designs of household appliances to be thrown away so quickly?

Of course, the answer is no. In the same shed we have a beautifully made fridge,

INDUSTRY



NOTEBOOK

panel area facing the Sun - and this figure is in fact used as an international standard. The problem is to convert as much as possible of this rather diffuse radiant energy into electricity. Conversion efficiency is all-important.

Efficiencies of solar cells are rising all the time as development continues. In the laboratory figures of about 23% have been obtained recently. According to Professor Hill, efficiencies of 40% can be expected in the next two or three years.

MASS PRODUCTION

But in mass-produced solar cells the present efficiencies are somewhat lower - up to about 16%. In commercial form they are typically made up into modules of thirty or more cells, connected in series to give a total voltage of about 15V. In turn these modules can be assembled into large arrays. The modules cost about £50 per square metre to manufacture.

ELECTRONS FROM PHOTONS

admittedly expensive when bought, which is still working well after 35 years. It has needed no repairs or maintenance. The explanation, as everyone knows, lies in the degree of built in obsolescence.

RECYCLING

Obviously the white goods on the scrap-metal lorry were intended for recycling. No doubt some of the electric motors, containing valuable copper windings, would be taken out and reconditioned. Presumably the sheet metal parts would be squashed and melted down.

In itself recycling is a laudable activity. What is in question is the increasing frequency at which it is being done and hence the increasing consumption of energy needed for both this purpose and the original production of the goods. Furnaces for melting down scrap metal need a lot of heat.

If Green consciousness leads to Green action there could well be an upsurge of consumer resistance to built-in obsolescence. People would want domestic appliances to last longer and would be prepared to pay the higher prices necessary for the higher quality construction. Some, like myself, might even get aesthetic pleasure from looking at well-made objects, however mundane. The economics of manufacture and supply would have to adjust to this new pattern.

ENERGY EFFICIENCY

Meanwhile, if the industrialised world really must go on using more and more energy in the pursuit of perpetual economic growth, for goodness' sake let us convert and use the energy economically and without fouling up the environment. At present the cheapest way

By Tom Ivall

Better use of solar energy could make recycling even more greenly desirable.

to produce electricity is by burning fossil fuels. Eventually the sources of these fuels will be exhausted and before that the prices will go up. Nuclear power is certainly an option, though at the moment private enterprise - in the UK at any rate - has given it the thumbs-down.

Among the alternative, benign ways of generating electricity, the direct conversion of solar radiation is beginning to look increasingly attractive. This is particularly so in the 'sun belt' regions of the world between the latitudes of 40 N and 40 S. To begin with, the Sun's energy irradiating the Earth is about 800,000 terawatt-hours per year - approximately ten-thousand times the present energy requirement of the whole world.

SOLAR POWER

Already solar cells based on the photovoltaic effect and the semiconductor p-n junction have proved practical for low power applications such as unattended relay stations, pocket calculators, battery chargers, boats, satellites and pumping water out of the Sahara Desert.

In space the solar constant is about 1400 joules per second (1.4 kW) per square metre. On Earth we can expect to receive under good conditions 1kW per square metre of solar

Probably the most familiar use of this technology is in the ubiquitous solar powered pocket calculator. The cells are thin film devices made of amorphous silicon. But this material isn't really suitable for higher power applications. It gives an initial efficiency of about 6%, which degrades and settles down finally to about 4%.

The best results now are coming from solar cells manufactured as thin films of cadmium telluride or copper indium diselenide. These products give efficiencies of 10% or more and are claimed to have good stability and potentially long life.

LOCAL POWER

One of the useful features of the photovoltaic method of generating electricity is its flexibility for local use. You don't need huge, centralised power stations with cables running out in all directions. Nonetheless some large-scale solar power stations are now being built on an experimental basis. Their usage of land is said to be about the same as for coal or nuclear stations. One of them, at Lugo in Southern California, USA, generates about 1 megawatt.


It's all very well in Southern California, but what about places like Northern Europe where the sun is obscured by cloud for much of the time? Obviously some form of storage is needed. Apart from rechargeable batteries there are some very unusual ideas in energy storage being considered. I was once involved, very peripherally, in a scheme for storing energy in a giant flywheel. To reduce air friction and hence losses the flywheel was to revolve in a huge vacuum chamber.

It sounds simple enough to be practical, but you would think there would be neater ways of doing the job.



PRACTICAL ELECTRONICS BOOK SERVICE

Here is your Editor's choice of books he thinks will be of interest to electronics and computer enthusiasts



BEGINNERS AND EARLY STARTERS

Mini-Matrix Board Projects.

R.A.Penfold. 112 pages. £2.50. Order Code BP99

Shows a selection of 20 useful and interesting circuits that can be built on a mini-matrix board of 24 holes by 10 copper strips in size - an ideal book for early experimenters.

From Atoms to Amperes.

F.A.Wilson. 160 pages. £3.50. Order Code BP254.

For the absolute beginner, clearly explaining the fundamentals behind the whole subject of electricity and electronics.

Electronic Projects for Beginners.

F.G.Rayer. 128 pages. £1.95. Order Code BP48

Specially for the newcomer to electronics who is looking for a book containing a wide range of easily made projects. Some circuits need no soldering and many others show actual component and wiring layouts.

Electronics Build and Learn

R.A.Penfold. 128 Pages. £5.95. Order Code PC 101

Combining theory and practice, the book describes a circuit demonstrator unit that is used in subsequent chapters to introduce common electronic components and circuit concepts, complete with practical experiments.

Practical Electronic Building Blocks

R.A.Penfold. There are two books -

Book 1 : 128 pages. £1.95.

Order Code BP117

Book 2 : 112 pages. £1.95.

Order Code BP118

Book 1 is about oscillators and gives circuits for a wide range, including sine, triangle, square, sawtooth and pulse waveforms and numerous others from voltage controlled to customised ic types.

Book 2 looks at amplifiers, ranging from low level discrete and opamp types to ic power amps. A selection of mixers, filters and regulators is included.

30 Solderless Breadboard Projects

R.A.Penfold. Two books each of 160 pages. Book 1 : £2.95. Order Code BP107. Book 2 : £2.25. Order Code BP113.

Each project is designed for building on a Verobloc breadboard and is accompanied by a description, circuit and layout diagrams and relevant constructional notes. Many of the components are common to several projects. Book 1 covers linear devices, and Book 2 covers cmos logic chips.

Beginners Guide to Building

Electronic Projects R.A.Penfold. 112 pages. £1.95. Order Code BP 227

Shows the complete beginner how to tackle the practical side of electronics and includes simple constructional projects.

SATELLITE TV

Satellite TV Installation Guide - 2nd edition John Breeds. £11.95. Order Code STV1

Full of vital information for any competent diyer who wishes to install a satellite tv antenna and obtain optimum reception quality.

An Introduction to Satellite Television

F.A.Wilson. 112 pages. £5.95. Order Code BP195

Informative answers to many of the questions about this communications revolution. The information is presented on two levels, one aimed at the complete beginner, the other at professional engineers and serious amateur enthusiasts.

TEST AND MEASUREMENT

Getting the Most from Your Multimeter

R.A.Penfold. 112 pages. £2.95. Order Code BP239

There's more to what you can do with a meter than meets the casual eye. The book covers the basics of what you can do with analogue and digital meters and discusses component and circuit testing.

Test Equipment Construction

R.A. Penfold £2.95. Order Code BP248

Describes in detail how to construct some simple and inexpensive, but extremely useful, pieces of test equipment.

Oscilloscopes

Being reprinted, re-available June 90.

I.Hickman. £6.95. Order Code NT3

Subtitled 'How to Use Them, How They Work' the book is illustrated with diagrams and photographs and is essential reading for any one who wants to know about scopes, from first principles to practical applications.

How to Get Your Electronic Projects Working.

R.A.Penfold. 96 pages. £2.50. Order Code BP110.

Essential reading for anyone who wants first-time success in project assembly. Covers tracing mechanical faults as well as testing for failures of active and passive components of most types.

AUDIO AND MUSIC

Introducing Digital Audio

I.Sinclair. 112 pages. £5.95.

Order Code PC102

A non-mathematical introduction to the new digital technology, discussing the principles and methods involved in devices such as cd, dat and sampling.

Electronic Music Projects

R.A.Penfold. 112 pages. £2.50. Order Code BP74

24 practical constructional projects covering fuzz, wah, sustain, reverb, phasing, tremolo etc. The text is split into four sections covering guitar, general, sound generation and accessory projects.

More Advanced Electronic Music Projects

R.A.Penfold. 96 pages. £2.95.

Order Code BP174

Complementing BP74 by covering more advanced and complex projects including flanging, chorus, ring modulation, plus a selection of drum, cymbal and gong circuits.

Computer Music Projects

R.A.Penfold. 112 pages. £2.95. Order Code BP173

Shows how home computers can produce electronic music and covers sequencing, analogue and Midi interfacing, digital delay lines and sound generators.

Practical Midi Handbook

R.A.Penfold. 160 pages. £5.95.

Order Code PC103

A practical how-to-do-it book for musicians and enthusiasts who want to exploit the capabilities of Midi. Covers keyboards, drums, sequencers, effects, mixers, guitars, and computer music software.

Midi Projects

R.A.Penfold. 112 pages. £2.95. Order Code BP182

Practical details of interfacing many popular home computers with Midi systems, and also covering Midi interfacing to analogue and percussion synths.

Electronic Synthesiser Construction.

R.A.Penfold. 112 pages. £2.95. Order Code BP185.

Even relative beginners should find the monophonic synthesiser described here within their capabilities if the book is thoroughly read. Individual aspects of the synth are dealt with separately and pcb designs are shown for the main modules.



DIGITAL AND COMPUTING

A Concise Introduction to MS-DOS.
N. Kantaris. 64 pages. £2.95.
Order Code BP232

A ready-reference guide for those who need a quick insight into the essential command functions of this operating system, but who don't have the time to learn it fully.

An Introduction to Computer Peripherals

R.A. and J.W. Penfold. 80 pages.
£2.50. Order Code BP170

Covers such items as monitors, printers, disc drives, cassettes, modems, etc. explaining what they are and how to use them with your computer and with each other.

NEW! Digital Logic Gates and Flip-Flops. Ian R. Sinclair. 192 pages. £8.95. Order Code PC 105

Intelligently looks at the basic building blocks of all digital circuits and is intended for enthusiasts, students and technicians who seek to establish a firm grasp of fundamental principles.

Introduction to 6800/6802 Microprocessor Systems

R.J.Simpson and T.J.Terrell. 238 pages. £10.95. Order Code NT9

The book covers systems hardware, programming concepts and practical experimental work that will assist in understanding the 6800/6802 microprocessor, with additional information on the 6802D5E evaluation system.

An Introduction to 68000 Assembly Language.

R.A. and J.W.Penfold. 112 pages.
£2.95. Order Code BP184

Covers the fundamentals of writing programs that will vastly increase the speed of 68000 based machines such as the Commodore Amiga, Atari ST range, Apple Mackintosh, etc.

Getting the Most from Your Printer
J.W.Penfold. 96 pages. £2.95.
Order Code BP181

How to use the features found on most dot-matrix printers from programs and popular wordprocessors, showing examples of what must be typed to achieve a given effect.

Micro Interfacing Circuits

R.A.Penfold. Two books, each of 112 pages.

Book 1 : £2.25. Order Code BP130.

Book 2 : £2.75. Order Code BP131

Both books include practical circuits and useful background information though pcb layouts are not included. Book 1 mainly covers computer input-output techniques. Book 2 deals primarily with practical application circuits.

An Introduction to 6502 Machine Code.

R.A. and R.W. Penfold. 112 pages.
£2.95. Order Code BP147

Covers the main principles of machine code programming on 6502 based machines such as the Vic 20, Oric-1/Atmos, Electron, BBC and Commodore 64. It assumes no previous knowledge of microprocessors or machine code and gives illustrative programming examples.

A Z-80 Workshop Manual.

E.A.Parr. 192 pages. £3.95.
Order Code BP112

A book for those who already know Basic but wish to explore machine code and assembly language programming on Z80 based computers.

Practical Digital Electronics Handbook

M.Tooley. 208 pages. £6.95.
Order Code PC 104

Nine constructional projects introduce digital circuits, logic gates, timers, microprocessors, memory and interface circuits - an essential book for anyone interested in digital devices.

DATA AND INFORMATION BOOKS

NEW! Radio and Electronics Engineer's Pocket Book - 18th Edition. Keith Brindley. 325 pages. £9.95. Order Code NT 11

An invaluable compendium of facts, figures and formulae and is indispensable to the designer, student, service engineer and all others interested in radio and electronics.

NEW! Microprocessor Pocket Book. Steve Money. 252 pages. £9.95. Order Code NT 12

Provides a wide selection of information which will be of general use to anyone involved in developing, designing or servicing, or who just wants to learn more about microprocessor systems.

NEW! Computer Engineer's Pocket Book - 2nd Edition. Michael Tooley. 224 pages. £9.95. Order Code NT 13

An invaluable compendium of facts, figures, circuits and data indispensable to designers, students, service engineers and all others interested in computer and microcomputer systems.

Opamps

B.Dance. £6.50.

Order Code NT2

Subtitled 'Their Principles and Applications' this interesting book is written in a simple non-mathematical style and provides a source of practical circuits that use both commonplace and more sophisticated opamps.

Electronic Hobbyists Handbook

R.A.Penfold. 96 pages. £4.95. Order Code BP233

Provides a source of useful information that the amateur enthusiast is likely to need for day-to-day pursuance of hobby electronics.

Newnes Electronics Pocket Book

I.E.Parr. £6.95.

Order Code NT10


Presents all aspects of modern electronics in a readable and largely non-mathematical style, and is a good source of valuable information for enthusiasts and professional engineers alike.

Key Techniques for Circuit Design

G.C. Loveday. £6.95.

Order Code BM 101

Tackles the problems of designing circuits from scratch, introducing the concept of target specifications, the design sequence, device selection, rules of thumb, and useful equivalent circuits.



GENERAL CONSTRUCTIONAL

Electronic Science Projects.

Owen Bishop. 144 pages. £2.95. Order Code BP104

A bumper bundle of experimental projects ranging in complexity and including a colour temperature meter, electronic clock, a solid state (led display) scope, an infra-red laser, a fascinating circuit for measuring the earth's electrical field strength, and many more.

Electronic Security Devices

R.A.Penfold. 112 pages. £2.50. BP56

Full of ideas for keeping your valuables safe. The circuits include designs for light, infra-red, ultrasonic, gas, smoke, flood, door and baby sensors.

More Advanced Electronic Security Projects. R.A.Penfold. 112 pages. £2.95. Order Code BP190

Follows on from where BP56 leaves off and describes a number of more up-to-date and sophisticated projects, such as pyro-sensors, infra-red and doppler-shift detection, fibre-optic loops, and many others.

Electronic Projects for Cars and Boats.

R.A.Penfold. 96 pages. £1.95.

Order Code BP94

15 fairly simple projects that can be used with a car and/or boat. Stripboard constructional details are included, as are explanations of the circuit theory.

Power Supply Projects

R.A.Penfold. 96 pages. £2.50.

Order Code BP76

A selection of power supply designs, including simple unregulated, fixed voltage regulated and variable voltage stabilised, ni-cad charger, voltage step-up, and inverter.

More Advanced Power Supply Projects

R.A.Penfold. 96 pages. £2.95.

Order Code BP192

Covers more advanced topics than BP76 and includes precision supplies, switch mode and computer controlled supplies, plus a selection of miscellaneous circuits.

Popular Electronic Circuits.

R.A.Penfold. 160 pages. £2.95. Order Code BP80

Containing a wide range of circuit designs for experienced constructors who are capable of producing working projects direct from a circuit diagram without specific constructional details.

HOW TO ORDER

State your order code and your name and address clearly. Enclose a cheque, PO or international money order (add 50p postage per book - £1.00 for overseas surface mail), and send to:

PE Book Service

Intra House

193 Uxbridge Road

London W12 9RA

Books are normally delivered within 10 days but please allow 28 days for delivery.

PE PCB SERVICE

IT IS EASY TO BUILD PRACTICAL ELECTRONICS PROJECTS!

Simplify your project assembly - use a ready-made printed circuit board. All are fully drilled and roller tinned. Just slot in the components as shown in the project texts, and solder them. PCBs are the professional route to project perfection.

MAIL ORDERING

Select the boards you want, and send your order to: PE PCB SERVICE, PRACTICAL ELECTRONICS, 193 UXBRIDGE ROAD, LONDON W12 9RA.

Prices include VAT and postage and packing. Add £2 per board for overseas airmail. Cheques should be made payable to Intra Press (Payments by Access and Visa also accepted). Quote the project name and PCB Code Number, and print your name and address in Block Capitals. Do not send any other correspondence with your order.

TELEPHONE ORDERS

Use your Access or Visa card and phone your order to 01-743-8888 clearly stating your name and address, card number and order details. All orders receive priority attention. Many PCBs are held in stock, so they are dispatched within a few days, but please still allow 28 days for delivery in case a PCB is temporarily out of stock.

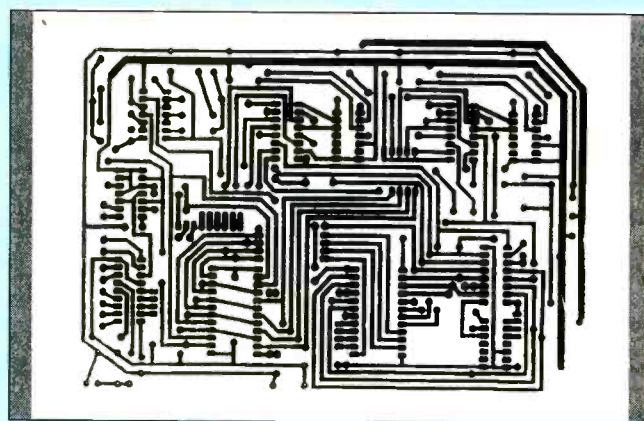
We can only supply the PCBs listed here! Please always check the latest issue of PE before ordering.

We can also supply the photocopies of the text at £1.50 for each project part inclusive of postage and packing (overseas £2.00).

Please note that we do not supply components - they can be ordered from our advertisers!

JUNE 87		
AUDIO SIGNAL GENERATOR	146	£10.20
JUL 87		
WORD GENERATOR - 16 bit binary words	147	£13.42
SCOPE STORE oscilloscope add-on data storage	148	£11.94
SEP 87		
SPEECH PROCESSOR - clarifies speech	150	£5.86
GCSE TIMER UNIT - versatile variable delay	151	£5.18
OCT 87		
TEACHER LOCKER - digital lock control	155	£7.50
POWER SUPPLY - stabilised ±15V	156	£7.50
GUITAR TO SYNTH - music interface	157A/B	£9.95
NOV 87		
DUAL POWER SUPPLY - GCSE	158	£6.20
MIDI EXPANDER - Music Interface	159	£5.04
DEC 87		
RS 232C TO MIDI	160	£6.43
TEACHER RADIO - GCSE	161	£5.58
JAN 88		
LEGO BUGGY DRIVER	163	£6.42
FEB 88		
TEACHER TALKBACK - GCSE	164	£6.36
DC MOTOR SERVO	165	£7.53
MAR 88		
APPLIANCE TIMER	166A/B	£9.38
TEACHER LIGHTSHOW - GCSE	167A/B	£9.09
LOGIC ANALYSER - Double-sided	168	£20.65
APR 88		
LIGHT METAL EFFECTS	169	£7.10
JUNE 88		
AMSTRAD ROM EXPANSION	173	£10.80
MAINS MODEM	174	£4.27
JULY 88		
VOCALS ELIMINATOR	175	£4.31

AUG 88		
SPEAKING CLOCK	176	£16.75
SEPT 88		
BBC MULTIPLEXER	177	£4.50
OCT 88		
METAL DETECTOR	178	£6.50
DEC 88		
PANNING MIXER	181	£7.80
JAN 89		
RUDOLPH'S NOSE	182	£6.25
ANGEL'S HALO	183A/B	£9.40
CANDLE FLICKER	184	£6.25
MAR 89		
CAMERA SHUTTER TIMER	187	£9.95
APR 89		
PC MULTIPOINT	188A/B	£20.55
MAY 89		
KIRLIAN CAMERA	189A/C	£10.50
JUNE 89		
SOLAR HEATING CONTROLLER	197	£7.20
DELUXE METRONOME	198	£10.95
JULY 89		
PROJECTOR SYNCHRONISER	190A	£9.50
AUG 89		
EASI-BUILD - VODALEK	191	£4.90
HAND CLAPPER	192	£6.50
SEP 89		
EASI-BUILD - COMPRESSOR	193	£4.90
FREQUENCY COUNTER-GENERATOR	194A/B	£12.50
OCT 89		
EASI-BUILD VOICE-OP-SWITCH	195	£4.90
HOME SECURITY CONTROLLER	196A/C	£19.50
DEC 89		
VIDEO AGC STABILISER	199	£6.50
ECHO STATION	200A/B	£11.50
MINI METRONOME	201	£4.90
JAN 90		
BARGRAPH TACHOMETER	202	£5.90
EEPROM PROGRAMMER (KEYBOARD VER)	203	£14.50
FEB 90		
EEPROM PROGRAMMER (SWITCH VERSION)	204	£4.90
MODEM	205	£11.50
MOCK STEREO	206	£4.90
MAR 90		
RADIO CLOCK (TUNER AND PULSE)	207	£6.50
APR 90		
RADIO CLOCK (DISPLAY DECODER)	208	£13.50
PC/INTERFACE	209	£4.90
MAY 90		
EPRM POLY-PROG (MAIN PCB)	210	£8.50




**PE PCBs are the professional route
to project perfection!**

The Archer Z80 SBC

The **SDS ARCHER** – The Z80 based single board computer chosen by professionals and OEM users.


- ★ Top quality board with 4 parallel and 2 serial ports, counter-timers, power-fail interrupt, watchdog timer, EPROM & battery backed RAM.
- ★ **OPTIONS:** on board power supply, smart case, ROMable BASIC, Debug Monitor, wide range of I/O & memory extension cards.



The Bowman 68000 SBC

The **SDS BOWMAN** – The 68000 based single board computer for advanced high speed applications.

- ★ Extended double Eurocard with 2 parallel & 2 serial ports, battery backed CMOS RAM, EPROM, 2 counter-timers, watchdog timer, powerfail interrupt, & an optional zero wait state half megabyte D-RAM.
- ★ Extended width versions with on board power supply and case.



Sherwood Data Systems Ltd

Sherwood House, Unit 6, York Way, Cressex Ind. Estate, High Wycombe, HP12 3PY.

OMNI ELECTRONICS

stock a wide range of electronic components at:

**174 Dalkeith Road
Edinburgh EH16 5DX
Tel: 031 667 2611**

Open Mon-Fri 9am-6pm
Sat. 9am-5pm

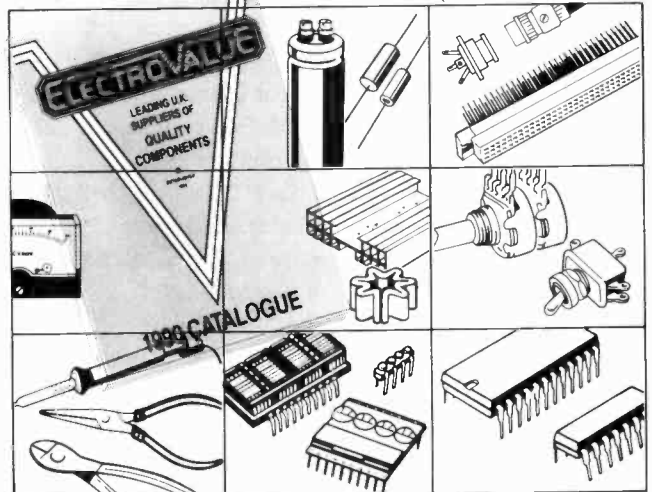
**NEW CATALOGUE OUT
SOON!**

Price is just £1.50
Contact Omni Electronics
now for details

When you need

COMPONENTS

(C.W.O. Post Free U.K.)



You need

ELECTROVALUE

for **FREE CATALOGUE** write phone or call

ELECTROVALUE LTD. FREEPOST 28(c) St Jude's Road, Englefield Green, Egham, Surrey, TW20 8BR.
Telephone (0784) 433 603 • FAX (0784) 435 216 • Telex 2644 75
Northern Branch 680 Burnage Lane, Manchester M19 1NA. Telephone 061 432 4945 • FAX 061 432 4127
Access facilities – £5. min. order

VARIABLE VOLTAGE TRANSFORMERS

INPUT 220/240V AC 50/60 OUTPUT 0-280V
 200W/0.1 amp max £24.00 p&p £3.00 (£31.05 inc VAT)
 0.5KVA 2.5 amp max £26.50 £3.75 (£34.79 inc VAT)
 1KVA 5 amp max £34.00 £4.25 (£43.99 inc VAT)
 2KVA 10 amp max £49.00 £5.50 (£62.88 inc VAT)
 3KVA 15 amp max £65.00 £6.25 (£81.94 inc VAT)
 5KVA 25 amp max £115.00
 Carriage on request



VOLTAGE CHANGING TRANSFORMER
 1250 Watt auto Tapped 0-90V, 100, 110, 115, 120, twice to obtain voltages between 90 and 240V Fitted in heavy duty louvered metal case. Fused input Price incl VAT & p&p £39.50

COMPREHENSIVE RANGE OF TRANSFORMERS-LT ISOLATION & AUTO (110 240V Auto transfer either cased with American socket and mains lead or open frame type. Available for immediate delivery

ULTRA VIOLET BLACK LIGHT FLUORESCENT TUBES
 4ft 40 watt £10.44 (£12.00 inc VAT) Caller only
 2ft 20 watt £7.44 (£12.25 p&p) (£9.99 inc VAT)
 13in 10 watt £5.80 + 75p p&p (£7.53 inc VAT)
 12in 8 watt £4.80 + 75p p&p (£6.38 inc VAT)
 9in 6 watt £3.60 + 50p p&p (£5.12 inc VAT)
 6in 4 watt £3.60 + 50p p&p (£5.12 inc VAT)

230V AC BALLAST KIT for either 6in, 9in or 12in tubes £5.50 + 55p p&p (£6.96 inc VAT)
 For 13in tubes £6.00 + 75p p&p (£7.75 inc VAT)



400 WATT UV LAMP
 Only £34.00 + £2.50 p&p (£41.98 inc VAT)

175 WATT SELF BALLASTED BLACK LIGHT MERCURY BULBS Available with BC or ES fitting. Price incl VAT & p&p £19.84



12 VOLT BILGE PUMPS
 Buy direct from the importers
500 GPH 15ft head 3 amp
 £16.00 inc
1750 GPH 15ft head 9 amp
 £19.25 + £2.00 p&p (£25.00 inc VAT)

EPROM ERASURE KIT
 Build your own EPROM ERASURE for a fraction of the price of a made-up unit. Kit of parts less case includes 12in 8 watt 2537 Angut Tube Ballast unit pair of 5-pin leads neon indicator on/off switch safety microswitch and circuit £14.00 + £2.00 p&p (£18.40 inc VAT)

SUPER HY-LIGHT STROBE KIT
 Designed for Disco, Theatrical users etc.
 Approx 16 joules. Adjustable speed £48.00 + £2.00 p&p (£57.50 inc VAT)
 Case and reflector £22.00 + £2.00 p&p (£27.80 inc VAT)
 SAE for further details including Hy-Light and industrial Strobe Kits

Ample Parking Space
 Showroom open Monday/Friday

SERVICE TRADING CO
 57 BRIDGMAN ROAD, CHISWICK, LONDON W4 5BB
 01 995 1560
 ACCOUNT CUSTOMERS MIN. ORDER £10

WIDE RANGE OF XENON FLASH TUBES
 Write/Phone your enquiries

EXTENSIVE RANGE OF DIFFERENT TYPES OF GEARED MOTORS AVAILABLE FROM STOCK

WASHING MACHINE WATER PUMP
 Brand new 240V AC fan cooled can be used for a variety of purposes. Inlets 1 1/2 inch. Outlet 1 inch Price including p&p and VAT - £10.95 or 2 for £20 including p&p and VAT.

SPECIAL OFFER AC CAPACITORS
 1.5 MFD 440V £2.00 5 MFD 440V £4.00
 2 MFD 440V £2.50 5.4 MFD 280V £2.00
 4.1 MFD 440V £3.50 5 MFD 660V £3.00
 12 MFD 400 £4.00
 p + p 50p per unit plus VAT to be added to total

TORIN CENTRIFUGAL BLOWER
 230V ac 2.800 RPM 0.9amp 130mm diameter impeller outlet 63 x 37mm overall size 195 x 160 x 150mm long Price £17.50 + £2.50 p&p (£23 inc VAT)

SHADED POLE GEAR MOTORS
 in the following sizes:
 9 RPM 12 RPM 80 RPM 160 RPM 110V AC or 240V AC with capacitors (supplied). Price incl VAT & p&p £12.65

GEARED MOTORS
 71 RPM 20lb inch torque reversible 115V AC input including capacitor and transformer for 240V AC operation. Price incl VAT & p&p £23.00

SOLID STATE EHT UNIT
 Input 230 240V AC. Output approx 15kV. Producing 10mm spark. Built-in 10 sec timer. Easily modified for 20 sec. 30 sec to continuous. Designed for boiler ignition. Dozens of uses in the field of physics and electronics eg supplying neon or argon tubes etc Price less case £8.50 + £1.00 p&p (£10.93 inc VAT) NMS

HEAVY DUTY MOTOR
 Grouzet 115V/230V A.C. heavy duty 1RPM motor. Anticlockwise type 82015. Size 68mm diameter x 55 mm long. Shaft 6mm diameter x 20mm long. Price inc VAT & p&p £18.40

RHEOSTAT
 50W 2 ohm 5 amp ceramic power rheostat. Price inc. VAT & p&p £10.35

MICROSWITCH
 Pye 15amp changeover lever microswitch, type S171. Brand new. Price 5 for £6.90 inc. VAT & p&p.

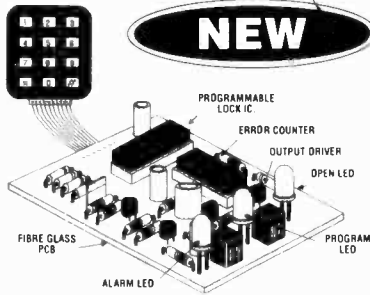
From stock at prices that defy competition
 C/F Blowers Program Timers
 Microswitches Synch Motors
 write/phone your enquiries

NMS = NEW MANUF SURPLUS
 R&T = RECONDITIONED AND TESTED

PROGRAMMABLE ELECTRONIC LOCK KIT


NEW

Keys could be a thing of the past with this new high security lock. Secure doors to sheds, garages, even your home or prevent the unauthorised use of computers, burglar alarms or cars. One 4-digit sequence will open the lock while incorrect entries will sound an alarm. The number of incorrect entries allowed before the alarm is triggered is selected by you. Further entries will be ignored for a time also set by you. Only the correct sequence will open the lock and switch off the alarm. The sequence may easily be changed by entering a special number and code on the supplied keyboard. Kit includes: keyboard, alarm buzzer, high quality PCB and all electronic components. Supply: 5 - 15V d.c. Will drive our Latch Mechanism (701 150 @ £18.98) or relay directly.



XK131 **£19.95**

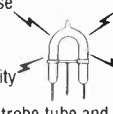
DISCO LIGHTING KITS



DL8000K 8-way sequencer kit with built-in opto-isolated sound to light input. Only requires a box and control knob to complete **£39.95**
DL1000K 4-way chaser features bi-directional sequence and dimming 1kW per channel **£23.95**
DL21000K Uni-directional version of the above. Zero switching to reduce interference **£13.95**
DLA/1 (for DL & DL21000K) Optional opto-to input allowing audio beat/light response **95p**
DL3000K 3-channel sound to light kit, zero voltage switching, automatic level control and built-in mic. 1kW per channel **£19.55**

POWER STROBE KIT

Produces an intense light pulse at a variable frequency of 1 to 15Hz. Includes high quality PCB, components, connectors, 5W strobe tube and assembly instructions. Supply: 240V ac. Size: 80x50x45
XK124 STROBOSCOPE KIT **£17.25**



VERSATILE REMOTE CONTROL KIT



Includes all components (+ transformer) for a sensitive IR receiver with 16 logic outputs (0-15V) which with suitable interface circuitry (relays, triacs, etc details supplied) can switch up to 16 items of equipment on or off remotely. Outputs may be latched to the last received code or momentary (on during transmission) by specifying the decoder IC and a 15V stabilised supply is available to power external circuits. Supply: 240V AC or 15-24V DC at 10mA. Size: (exc. transformer) 9x4x2 cms. Companion transmitter is the MK18 which operated from a 9V PP3 battery and gives a range of up to 60ft. Two keyboards are available - MK9 (4-way) and MK10 (16-way).
MK12 IR Receiver (inc. transformer) **£19.55**
MK18 Transmitter **£8.95**
MK9 4-way Keyboard **£2.75**
MK10 16-way Keyboard **£7.95**
601133 Box for Transmitter **£2.95**

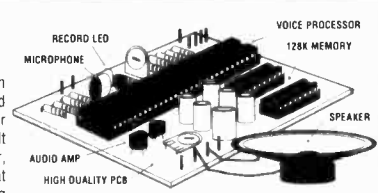
INDEX TO ADVERTISERS

A & G Electronics46	Infotech47
A.D.M. Electronics Supplies48	Intec (Inverclyde) Ltd.47
Astronomy Now39	J.P.G. Electronics47
Audio Kits42	Keytronics25
B.K. ElectronicsIBC	K-Tek47
Black Fox47	Light Soldering Developments .17
Bull J.35	London Electronics College46
Cambridge Computer Science Ltd47	Maplin ElectronicsOBC
Mauriton Electronics.....47	
Cirkit Distribution17	National College of Technology 29
Classified Ads46-48	Number One Systems30, 39
Coles Harding47	Omni53
Component Solutions18	Phonosonics29
Cricklewood Electronics18	PM Components45
C.R. Supply Co.47	Radio and Telecommunications Correspondence School46
Dalbani Corporation29	Service Trading Co54
Electronics Shop46	Sherwood Data Systems53
Electrovalue53	Sherwood Data Systems53
Eskan48	Spiers Electronics39
Flash Designs17	Stewart of Reading42
Fraser Electronics46	Suma Designs18
Greenbank Electronics39	TandyIFC
Greenweld Electronics 32-page catalogue between.....28-29	Technomatic10
Henry's Audio Electronics42	T.K. Electronics54
	Wood A.47

PLEASE MENTION PRACTICAL ELECTRONICS WHEN REPLYING TO ADVERTS

VOICE RECORD/PLAYBACK KIT

This simple to construct and even simpler to operate kit will record and playback short messages or tunes. It has many uses - seatbelt or lights reminder in the car, welcome messages to visitors at home or at work, warning messages in factories and public places, in fact anywhere where a spoken message is announced and which needs to be changed from time to time. Also suitable for toys - why not convert your daughter's £8 doll to an £80 talking doll!!
 Size 76 x 60 x 15mm
 Message time 1 - 5 secs normal speed, 2 - 10 secs slow speed
XK129 **£25.95**



TR ELECTRONICS
 13 BOSTON RD. LONDON W7 3SJ
 TEL: 01-567 8910.
 FAX: 01-566 1916

ORDERING INFORMATION:
 All prices INCLUDE VAT. Free P & P on orders over £60 (UK only), otherwise add £1.15. Overseas Customers divide total order by 1.15 then add P & P: Europe £3.50, elsewhere £10.00. Send cheque/PO/Visa/Access No. with order Giro No. 529314002 Local Authority and educational institutions orders welcome. Shop Open Tuesday Thursday 10 am - 5 pm Saturday 10 a - 4 pm



OMP POWER AMPLIFIER MODULES-TURNABLES-DIMMERS-LOUDSPEAKERS-19 INCH STEREO RACK AMPLIFIERS

OMP POWER AMPLIFIER MODULES Supplied ready built and tested.

OMP POWER AMPLIFIER MODULES Now enjoy a world-wide reputation for quality reliability and performance at a realistic price. Four models available to suit the needs of the professional and hobby market i.e. Industry, Leisure, Instrumental and Hi-Fi etc. When comparing prices, NOTE all models include Toroidal power supply, integral heat sink, Glass fibre P.C.B. and Drive circuits to power compatible Vu meter. Open and short circuit proof.

THOUSANDS OF MODULES PURCHASED BY PROFESSIONAL USERS



OMP100 Mk 11 Bi-Polar Output power 110 watts R.M.S. into 4 ohms. Frequency Response 15Hz - 30KHz - 3dB. T.H.D. 0.01%. S.N.R. -118dB. Sens for Max. output 500mV at 10K. Size 355 x 115 x 65mm. PRICE £33.99 + £3.00 P&P.

NEW SERIES II MOS-FET MODULES

OMP/MF 100 Mos-Fet Output power 110 watts R.M.S. into 4 ohms. Frequency Response 1Hz - 100KHz - 3dB. Damping Factor, >300. Slew Rate 45V uS. T.H.D. Typical 0.002%. Input Sensitivity 500mV. S.N.R. -125dB. Size 300 x 123 x 60mm. PRICE £39.99 + £3.00 P&P.

OMP/MF200 Mos-Fet Output power 200 watts R.M.S. into 4 ohms. Frequency Response 1Hz - 100KHz - 3dB. Damping Factor >300. Slew Rate 50V uS. T.H.D. Typical 0.001%. Input Sensitivity 500mV. S.N.R. -130dB. Size 300 x 155 x 100mm. PRICE £62.99 + £3.50 P&P.

OMP/MF300 Mos-Fet Output power 300 watts R.M.S. into 4 ohms. Frequency Response 1Hz - 100KHz - 3dB. Damping Factor >300. Slew Rate 60V uS. T.H.D. Typical 0.0008%. Input Sensitivity 500mV. S.N.R. -130dB. Size 330 x 175 x 100mm. PRICE £79.99 + £4.50 P&P.

NOTE: - MOS-FET MODULES ARE AVAILABLE IN TWO VERSIONS: STANDARD - INPUT SENS. 500mV BAND WIDTH 100KHz. P.E.C. PROFESSIONAL EQUIPMENT COMPATIBLE. INPUT SENS. 775mV BAND WIDTH 50KHz. ORDER STANDARD OR P.E.C.



Vu METER Compatible with our four amplifiers detailed above. A very accurate visual display employing 11 LED diodes (7 green, 4 red) plus an additional on/off indicator. Sophisticated logic control circuits for very fast rise and decay times. Tough moulded plastic case, with tinted acrylic front. Size 84 x 27 x 45mm. PRICE £8.50 + 50p P&P.

LOUDSPEAKERS



LARGE SELECTION OF SPECIALIST LOUDSPEAKERS AVAILABLE, INCLUDING CABINET FITTINGS, SPEAKER GRILLES, CROSS-OVERS AND HIGH POWER, HIGH FREQUENCY BULLETS AND HORNS, LARGE S.A.E. (30p STAMPED) FOR COMPLETE LIST.

McKENZIE:— INSTRUMENTS, P.A., DISCO, ETC.

- ALL MCKENZIE UNITS 8 OHMS IMPEDANCE**
- 8" 100 WATT C8100GPM GEN. PURPOSE LEAD GUITAR, EXCELLENT MID DISCO. RES. FREQ. 80Hz FREQ. RESP. TO 14KHz SENS. 99dB. PRICE £28.59 + £2.00 P&P.
 - 10" 100 WATT C10100GP GUITAR, VOICE ORGAN, KEYBOARD DISCO, EXCELLENT MID. RES. FREQ. 70Hz FREQ. RESP. TO 6KHz SENS. 100dB. PRICE £47.48 + £2.50 P&P.
 - 10" 200 WATT C10200GP GUITAR, KEYBOARD, DISCO, EXCELLENT HIGH POWER MID. RES. FREQ. 45Hz FREQ. RESP. TO 7KHz SENS. 103dB. PRICE £49.48 + £2.50 P&P.
 - 12" 100 WATT C12100GP HIGH POWER GEN. PURPOSE LEAD GUITAR, DISCO. RES. FREQ. 45Hz FREQ. RESP. TO 7KHz SENS. 98dB. PRICE £36.66 + £3.50 P&P.
 - 12" 100 WATT C12100TC TWIN CONE, HIGH POWER WIDE RESPONSE. P.A. VOICE DISCO. RES. FREQ. 45Hz FREQ. RESP. TO 14KHz SENS. 100dB. PRICE £37.63 + £3.50 P&P.
 - 12" 200 WATT C12200B HIGH POWER BASS KEYBOARDS, DISCO. P.A. RES. FREQ. 40Hz FREQ. RESP. TO 7KHz SENS. 100dB. PRICE £64.17 + £3.50 P&P.
 - 12" 300 WATT C12300GP HIGH POWER BASS LEAD GUITAR, KEYBOARDS, DISCO, ETC. RES. FREQ. 45Hz FREQ. RESP. TO 5KHz SENS. 100dB. PRICE £85.79 + £3.50 P&P.
 - 15" 100 WATT C15100BS BASS GUITAR, LOW FREQUENCY P.A. DISCO. RES. FREQ. 40Hz FREQ. RESP. TO 5KHz SENS. 98dB. PRICE £53.70 + £4.00 P&P.
 - 15" 200 WATT C15200BS VERY HIGH POWER BASS. RES. FREQ. 40Hz FREQ. RESP. TO 4KHz SENS. 99dB. PRICE £73.26 + £4.00 P&P.
 - 15" 250 WATT C15250BS VERY HIGH POWER BASS. RES. FREQ. 40Hz FREQ. RESP. TO 4KHz SENS. 99dB. PRICE £80.53 + £4.50 P&P.
 - 15" 400 WATT C15400BS VERY HIGH POWER, LOW FREQUENCY BASS. RES. FREQ. 40Hz FREQ. RESP. TO 4KHz SENS. 102dB. PRICE £94.12 + £4.50 P&P.
 - 18" 400 WATT C18400BS EXTREMELY HIGH POWER, LOW FREQUENCY BASS. RES. FREQ. 27Hz FREQ. RESP. TO 3KHz SENS. 99dB. PRICE £167.85 + £5.00 P&P.

EARBENDERS:— HI-FI, STUDIO, IN-CAR, ETC.

- ALL EARBENDER UNITS 8 OHMS EXCEPT EB8-50 AND EB10-50 DUAL 4 AND 8 OHM. BASS, SINGLE CONE, HIGH COMPLIANCE, ROLLED FOAM SURROUND**
- 8" 50 WATT EB8-50 DUAL IMPEDANCE, TAPPED 4 & 8 OHM BASS, HI-FI, IN-CAR. RES. FREQ. 40Hz FREQ. RESP. TO 3KHz SENS. 97dB. PRICE £8.90 + £2.00 P&P.
 - 10" 50 WATT EB10-50 DUAL IMPEDANCE, TAPPED 4 & 8 OHM BASS, HI-FI, IN-CAR. RES. FREQ. 40Hz FREQ. RESP. TO 5KHz SENS. 99dB. PRICE £12.00 + £2.50 P&P.
 - 10" 100 WATT EB10-100 BASS, HI-FI, STUDIO. RES. FREQ. 35Hz FREQ. RESP. TO 3KHz SENS. 96dB. PRICE £27.50 + £3.50 P&P.
 - 12" 60 WATT EB12-60 BASS, HI-FI, STUDIO. RES. FREQ. 28Hz FREQ. RESP. TO 3KHz SENS. 92dB. PRICE £21.00 + £3.00 P&P.
 - 12" 100 WATT EB12-100 BASS, STUDIO, HI-FI, EXCELLENT DISCO. RES. FREQ. 26Hz FREQ. RESP. TO 3KHz SENS. 93dB. PRICE £32.00 + £3.50 P&P.
- FULL RANGE TWIN CONE, HIGH COMPLIANCE, ROLLED SURROUND**
- 5 1/2" 60 WATT EB5-60TC (TWIN CONE) HI-FI, MULTI-ARRAY DISCO ETC. RES. FREQ. 63Hz FREQ. RESP. TO 20KHz SENS. 92dB. PRICE £9.99 + £1.50 P&P.
 - 6 1/2" 60 WATT EB6-60TC (TWIN CONE) HI-FI, MULTI-ARRAY DISCO ETC. RES. FREQ. 38Hz FREQ. RESP. TO 20KHz SENS. 94dB. PRICE £10.99 + £1.50 P&P.
 - 8" 60 WATT EB8-60TC (TWIN CONE) HI-FI, MULTI-ARRAY DISCO ETC. RES. FREQ. 40Hz FREQ. RESP. TO 18KHz SENS. 89dB. PRICE £12.99 + £1.50 P&P.
 - 10" 60 WATT EB10-60TC (TWIN CONE) HI-FI, MULTI-ARRAY DISCO ETC. RES. FREQ. 35Hz FREQ. RESP. TO 12KHz SENS. 86dB. PRICE £16.49 + £2.00 P&P.

TRANSMITTER HOBBY KITS

PROVEN TRANSMITTER DESIGNS INCLUDING GLASS FIBRE PRINTED CIRCUIT BOARD AND HIGH QUALITY COMPONENTS COMPLETE WITH CIRCUIT AND INSTRUCTIONS

3W FM TRANSMITTER 80-108MHz. VARICAP CONTROLLED PROFESSIONAL PERFORMANCE. RANGE UP TO 3 MILES. SIZE 38 x 123mm. SUPPLY 12V +/- 0.5AMP. PRICE £14.49 + £1.00 P&P.

FM MICRO TRANSMITTER (BUG) 100-108MHz. VARICAP TUNED COMPLETE WITH VERY SENS. FET MIC. RANGE 100-300m. SIZE 56 x 46mm. SUPPLY 9V BATT. PRICE £8.62 + £1.00 P&P.



3 watt FM Transmitter




POSTAL CHARGES PER ORDER £1.00 MINIMUM. OFFICIAL ORDERS WELCOME FROM SCHOOLS, COLLEGES, GOV'T BODIES ETC. PRICES INCLUSIVE OF V.A.T. SALES COUNTER. VISA ACCESS ACCEPTED BY POST, PHONE OR FAX.



* PRICES INCLUDE V.A.T. * PROMPT DELIVERIES * FRIENDLY SERVICE * LARGE S.A.E., 30p STAMPED FOR CURRENT LIST.

OMP VARISPEED TURNTABLE CHASSIS



- ★ MANUAL ARM
- ★ STEEL CHASSIS
- ★ ELECTRONIC SPEED CONTROL 33 & 45
- ★ VARI PITCH CONTROL
- ★ HIGH TORQUE SERVO DRIVEN DC MOTOR
- ★ TRANSIT SCREWS
- ★ 12 DIE CAST PLATTER
- ★ NEON STROBE
- ★ CALIBRATED BAL WEIGHT
- ★ REMOVABLE HEAD SHELL
- ★ CARTRIDGE FIXINGS
- ★ CUE LEVER
- ★ POWER 220 240V 50/60Hz
- ★ 390-305mm
- ★ SUPPLIED WITH MOUNTING CUT OUT TEMPLATE

PRICE £59.99 + £3.50 P&P.

OPTIONAL MAGNETIC CARTRIDGES

STANTON AL500
PRICE £16.99 + 50p P&P

GOLDRING G850
PRICE £6.99 + 50p P&P

OMP MOS-FET POWER AMPLIFIERS, HIGH POWER, TWO CHANNEL 19 INCH RACK

THOUSANDS PURCHASED BY PROFESSIONAL USERS



NEW MXF SERIES OF POWER AMPLIFIERS

THREE MODELS:— MXF200 (100w + 100w)
MXF400 (200w + 200w) MXF600 (300w + 300w)

All power ratings R.M.S. into 4 ohms


FEATURES: ★ Independent power supplies with two Toroidal Transformers ★ Twin L.E.D. Vu meters ★ Rotary indexed level controls ★ Illuminated on/off switch ★ XLR connectors ★ Standard 775mV inputs ★ Open and short circuit proof ★ Latest Mos-Fets for stress free power delivery into virtually any load ★ High slew rate ★ Very low distortion ★ Aluminium cases ★ MXF600 Fan Cooled with D.C. Loudspeaker and Thermal Protection

USED THE WORLD OVER IN CLUBS, PUBS, CINEMAS, DISCOS ETC.

SIZES:— MXF 200 W19 x H3 1/2 (2U) x D11
MXF 400 W19 x H5 1/4 (3U) x D12
MXF 600 W19 x H5 1/4 (3U) x D13

MXF200 £171.35
MXF400 £228.85
MXF600 £322.00

SECURICOR DELIVERY £12.00 EACH



OMP LINNET LOUDSPEAKERS

THE VERY BEST IN QUALITY AND VALUE



MADE ESPECIALLY TO SUIT TODAY'S NEED FOR COMPACTNESS WITH HIGH OUTPUT SOUND LEVELS FINISHED IN HARDWEARING BLACK VYNYDE WITH PROTECTIVE CORNERS GRILLE AND CARRYING HANDLE INCORPORATES 12 DRIVER PLUS HIGH FREQ. HORN FOR FULL FREQ. RANGE 35Hz-20KHz BOTH MODELS 8 OHM SIZE H18 - W15 D12

CHOICE OF TWO MODELS

POWER RATINGS QUOTED IN WATTS RMS FOR EACH CABINET

OMP 12-100 (100W 100dB) PRICE £159.99 PER PAIR
OMP 12-200 (200W 102dB) PRICE £209.99 PER PAIR

SECURICOR DEL. — £12.00 PER PAIR

OMP SLIDE DIMMER 1K WATT & 2.5K WATT

CONTROL SLIDERS UP TO 1KW & 2.5KW SUITABLE FOR RESISTIVE AND INDUCTIVE LOADS BLACK ANODISED CASE FINISHED IN FISH MOUNTED THROUGH PANEL CARINET CUT OUTS. ADVANCED FEATURES INCLUDE:

- ★ FULL 65mm SLIDE TRAVEL
- ★ NEON MONITOR INDICATOR
- ★ FLASH-OVERRIDE BUTTON
- ★ HIGH & LOW LEVEL PRESETS
- ★ FULLY SUPPRESSED TO BS 800

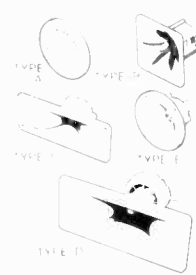
SIZES: 1KW H128 - W40 - D55mm, 2.5KW H178 - W76 - D79mm

PRICES: — 1K WATT £15.99
2.5K WATT £24.99 + 60p P&P

PIEZO ELECTRIC TWEETERS-MOTOROLA

PIEZO ELECTRIC TWEETERS — MOTOROLA

Join the Piezo revolution. The low dynamic mass (no voice coil) of a Piezo tweeter produces an improved transient response with a lower distortion level than ordinary dynamic tweeters. As a crossover is not required these units can be added to existing speaker systems of up to 100 watts (more if 2 put in series). FREE EXPLANATORY LEAFLETS SUPPLIED WITH EACH TWEETER.



TYPE 'A' (KSN2036A) 3" round with protective wire mesh. Ideal for bookshelf and medium sized Hi-Fi speakers. Price £4.90 each + 50p P&P.

TYPE 'B' (KSN1005A) 3" super horn. For general purpose speakers, disco and P.A. systems etc. Price £5.00 each + 50p P&P.

TYPE 'C' (KSN6016A) 2" x 5" wide dispersion horn. For quality Hi-Fi systems and quality discos etc. Price £6.99 each + 50p P&P.


TYPE 'D' (KSN1025A) 2" x 6" wide dispersion horn. Upper frequency response retained extending down to mid range (2KHz). Suitable for high quality Hi-Fi systems and quality discos. Price £9.99 each + 50p P&P.

TYPE 'E' (KSN1038A) 3" horn tweeter with attractive silver finish trim. Suitable for Hi-Fi monitor systems etc. Price £5.99 each + 50p P&P.

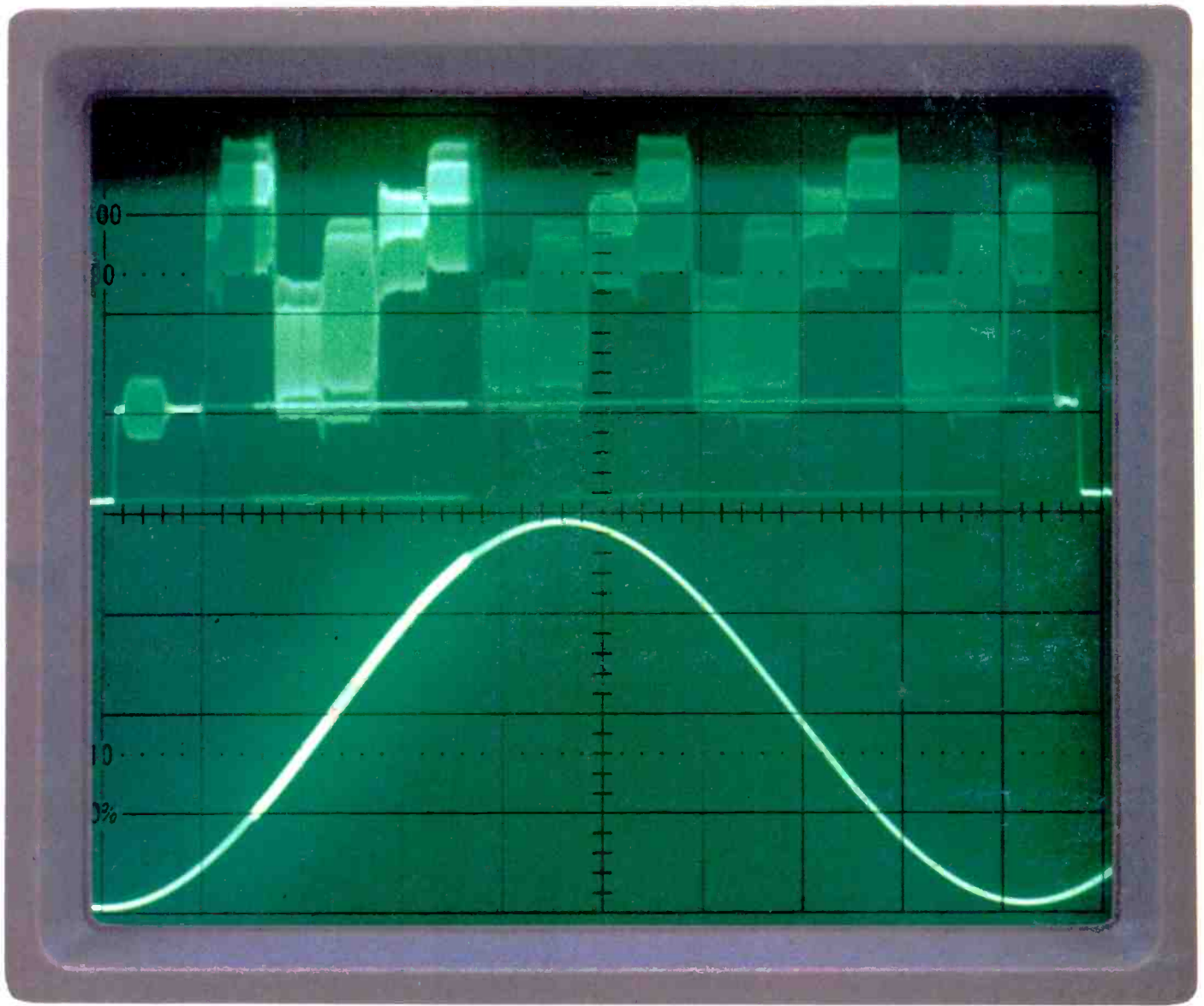
LEVEL CONTROL Combines on a recessed mounting plate, level control and cabinet input jack socket 85 x 85mm. Price £3.99 + 50p P&P.

STEREO DISCO MIXER

STEREO DISCO MIXER with 2 x 5 band L & R graphic equalisers and twin 10 segment L.E.D. Vu Meters. Many outstanding features 5 inputs with individual faders providing a useful combination of the following:—
3 Turntables (Mag) 3 Mics 4 Line including CD plus Mic with talk over switch Headphone Monitor Pan Pot L & R Master Output controls Output 775mV. Size 360 x 280 x 90mm. Supply 220-240V.
Price £134.99 — £4.00 P&P



B. K. ELECTRONICS Dept PE
UNIT 5, COMET WAY, SOUTHEND-ON-SEA, ESSEX. SS2 6TR
TEL: 0702-527572 FAX: 0702-420243



Does yours pass the screen test?

We believe ours do!!!

Precision laboratory oscilloscopes. Triple-trace 20MHz 3 channels-3 trace. XY mode allows Lissajous patterns to be produced and phase shift measured. 150mm rectangular CRT has internal graticule to eliminate parallax error. 20ns/div sweep rate makes fast signals observable. Stable triggering of both channels even with different frequencies is easy to achieve and a TV sync separator allows measurement of video signals. Algebraic operation allows the sum or difference of channel 1 and 2 to be displayed. 50mV/div output from CH 1 available to drive external instrument e.g. frequency counter. Also available, 40MHz triple trace oscilloscope. Similar to the model described above but with 12kV tube that is super bright even at the highest frequencies. This instrument also has a delayed sweep time base to provide magnified waveforms and accurate time interval measurements.

TOA10 (20MHz Triple Scope) £349.95
 TOB10 (40MHz Triple Scope) £549.95


TEST EQUIPMENT - Choose from the extensive range featured in our new 580 page Electronics Catalogue. Available in all our shops or from WHSMITH for £2.25 or £2.75 by mail. No carriage charge if ordering Catalogue only.



CREDIT CARD HOTLINE

0702 554161

PHONE BEFORE 5PM FOR SAME DAY DESPATCH



Maplin ELECTRONICS

P.O. BOX 3, RAYLEIGH, ESSEX, SS6 8LR.

All items subject to availability, all items will be on sale in our shops in Birmingham, Bristol, Leeds, Hammersmith, Edgware, Manchester, Nottingham, Newcastle-upon-Tyne, Reading, Southampton and Southend-on-Sea.

Add Carriage 75p.

ALL PRICES INCLUDE VAT.