

PRACTICAL

JULY 1989 • £1.25

ELECTRONICS

SCIENCE & TECHNOLOGY

**WIN
THE NEW ATARI
POCKET PC!**



**PROJECTOR
SYNCHRONISER**
Build a slide show
magic marker



ENCRYPTION
The science of
linguistic security



**ELECTRONIC
THUMB**
Don't be caught
red-handed in the
workshop!

**PLUS
AN EASI-BUILD
WORKSHOP
PSU!**

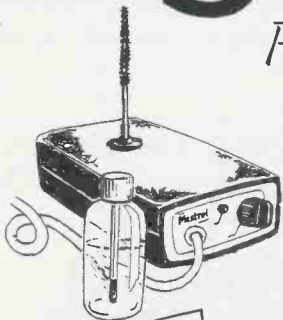
**DIGITAL
ELECTRONICS**
The software for
hardware control

SPECIAL SPRING OFFERS

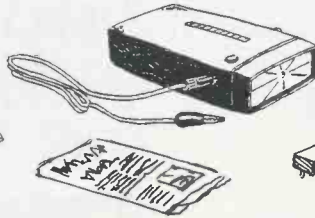

FROM

Specialist
SEMICONDUCTORS

ONLY UNTIL JULY 31st



SPECIAL
SPRING
PACKAGES



The MISTRAL Air Ioniser and Accessories

PACKAGE 1

Mistral complete parts set	£28.40
Internal emitter set	£2.80
Ion fan	£9.80
Bottle of Iso Propanol	£0.98

Total price: **£41.98 + VAT**

SPECIAL PACKAGE PRICE
all for only **£29.80! + VAT**

BRAINWAVE MONITOR and accessories



SPECIAL
SPRING
PACKAGE

PACKAGE 3


Brainwave Monitor complete parts set	£39.80
Silver plating solution	£3.80
Biofeedback book	£4.50
Chloriding Concentrate	£2.20

Total package price: **£50.30 + VAT**

SPECIAL PACKAGE PRICE:
all for only **£38.40! + VAT**

The DREAM MACHINE

SPECIAL
SPRING
PACKAGE



PACKAGE 5

Dream Machine complete parts set	£19.80
Grow Rich While You Sleep	£2.95

Total price:
£22.75 + VAT

SPECIAL PACKAGE PRICE
both for only **£17.60! + VAT**

PACKAGE 2

Mistral complete parts set	£28.40
Internal emitter set	£2.80
Ion fan	£9.80
Iso propanol	£0.98
PCB coating	£2.20
Q-Ion meter complete parts set	£16.40

Total price: **£60.58 + VAT**

SPECIAL PACKAGE PRICE:
all for only **£39.80! + VAT**

ARMSTRONG AMPLIFIER and accessories

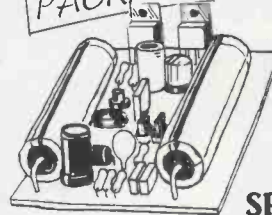
SPECIAL
SPRING
PACKAGE

PACKAGE 4

Two complete Armstrong 100W MOSFET AMP parts sets **£32.80**

Two highest performance pre-amp ICs (0.002% THD) with PCB pattern, circuit and layout **£5.60**

Total price: **£38.40 + VAT**



SPECIAL PACKAGE PRICE:

build a 100W stereo hi-fi amp
£28.80! + VAT

Please tick the boxes for any kits you would like, then return the entire page (or a letter if you prefer not to cut the magazine) with your payment and 90p towards postage and packing to:

Specialist Semiconductors Ltd., Room 108 Founders House, Redbrook, Monmouth, Gwent.

Name

Address

.....

PRACTICAL ELECTRONICS

VOL 25 NO 7

JULY 1989

CONTENTS

COMPETITION

WIN A FABULOUS FOLIO COMPUTER!61

The Folio - the latest computer from the Atari fold - and one of three could be yours for the winning if you enter our latest great competition.

CONSTRUCTIONAL PROJECTS

PROJECTOR SYNCHRONISER by Chris Bowes12

Link your slide projector to a stereo tape recorder and let the silent marker add the professional touch to your presentations.

ELECTRONIC THUMB by Owen Bishop25

No need to get your fingers burnt in the search for component hot spots with this handy workshop aid.

EASI-BUILD CIRCUIT by John Becker29

Your Ed's own multipurpose workshop power supply is this month's extremely useful project for enterprising experimenters.

DIGITAL ELECTRONICS by Owen Bishop41

We've previously examined the chips and systems that comprise a computer's hardware - on now to writing the software that controls them.

SPECIAL FEATURES

ENCRYPTION by Mike Sanders19

What enigma links Caesar, American Presidents, birthdays and barbers? The cryptic answers are revealed as we examine linguistic security.

SATELLITES - Signal coding and polarising by Tom Ivall35

There's much more to understanding Astra, BSB and other tv satellites than knowing which channel number should be set on the receiver dial.

BOATING REVOLUTION - PART TWO by John Becker49

Whatever your craft, the latest microelectronic devices can bring enhanced precision and greater safety to your seafaring.

REGULAR FEATURES

EDITORIAL by John Becker - Exhibiting reliability9

LEADING EDGE by Barry Fox - Rating data links8

SPACEWATCH by Dr Patrick Moore - Herstonceux and Phobos 246

INDUSTRY NOTEBOOK by Tom Ivall - Imaging Creation57

PRODUCT FEATURES

MARKETPLACE - what's new, where and when4

POINTS ARISING17

BOOKMARK - your Ed looks at some new books.....32

PCB SERVICE - professional PCBs for PE Projects60

BAZAAR - Readers' FREE advertising service58

ADVERTISERS' INDEX - locating favourite stockists62

PE TAKES TECHNOLOGY FURTHER - BE PART OF IT!



Page 61 ▲

▼ Page 4



Page 49 ▼



NEXT MONTH

Whether you are receiving satellite tv signals or music from a pop radio station, the principles are similar - we examine the hows and whys of radio transmission. Stepper motors provide precise computer controlled movement, from plotters and printers to buggies - our new multimode driver circuit doubles the stepping precision. And there'll be a bumper bundle of other radiant features in the next power packed issue - step into your newsagents on time and make sure a copy's reserved for you.

★ DON'T MISS OUR
AUGUST 1989 ISSUE

★ ON SALE FROM FRIDAY
JULY 7TH

★ AND STILL AT ONLY
£1.25

★ YOU CAN'T BEAT OUR
VALUE

★ OR OUR HI-TECH GOOD
LOOKS!

TRIPLE POWER



The recently released Thandar TS30238 is a laboratory quality triple output power supply. Two outputs each provide 0 to 2 Amps at 0 to 30 Volts and can be switched to independent tracking; the third output provides up to 4 Amps at 4 to 6 Volts for logic circuits. All outputs have remote sensing.

Both 0-30V 2A outputs have 0.5 inch 3.5 digit liquid crystal displays which simultaneously display output voltage and output current. With the output switch off the display can be used to preset the output voltage and current limit prior to connection of the load. The power supply operates in constant current or constant voltage modes with automatic cross-over. A display annunciator indicates constant current mode. Coarse and fine controls permit the output voltage to be set within 5mV and the current limit control is logarithmic to give good resolution

at low current settings. Load and line regulation are better than 0.01% with ripple and noise typically better than 1mV. The two supplies can be switched to be independent or tracking.

The 4-6V 4A output has a single 0.5 inch 3.5 digit led which displays either output voltage with the output switch off or output current with the output switch on. A display annunciator indicates current limit. The output voltage is set by a calibrated control and over-voltage protection is provided.

All outputs are protected against forward or reverse voltages. The power supply has a steel case, rubber feet and integral mains lead.

The TS3023S sells at £385.00. For further information, please contact the Sales Office at Thandar Electronics Limited, 2 Glebe Road, Huntingdon, Cambridgeshire, PE18 7DX. Tel: 0480 412451.

SERVICEABLE PROGRAMMER

Designed for ease of use and portability, the new Digelec model 834 programs all ee/proms up to the latest 1Mbit devices and Intel single-chip microcomputers without any adaptors. Complete with its own built-in uv eraser and carrying handle, and housed in a moulded impact-resistant case this light-weight instrument is ideal for the service engineer or for use in the laboratory.

The 834 features a standard ram of 256K Bytes and can program any ee/prom up to 1Mbit in one cycle. By using the "Set Mode" two 1Mbit devices can be programmed in just 4

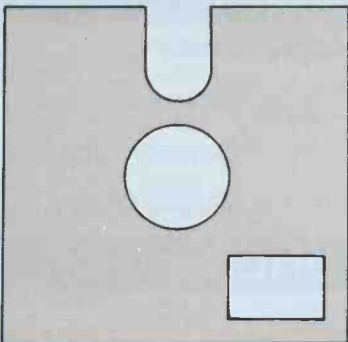
keystrokes. The latest fast programming algorithms enable the unit to bring speed and reliability to programming.

Full editing facilities are provided for data manipulation both via the keyboard and by remote control. It has a wide range of communications formats for interfacing with various computers whilst the remote driver software provides remote operation from personal computers. All Setup functions are stored in non-volatile ram, which together with the Signature Recognition capability ensure the programmer is highly suitable for service use.

Contact: Microtel Systems Limited, Glantay House, The Glantay, Egham, Surrey, TW20 9AH. Tel: 0784 39881/35364.



CATALOGUE



DATABASE

We have recently received the following literature:

If you're craving for even more books to add to your technical library, the book catalogues received from both Babani and PC Publishing will be of great interest. Bernard Babani (Publishing) Ltd are at The Grampians, Shepherds Bush Road, London W12 7NF. PC Publishing Ltd, have their offices at 4 Brook Street, Tonbridge, Kent, TN9 2PJ.

Anyone after audio mixers should include K-Tek on their shopping list.

They have informed us that they have released a new catalogue which includes plans, circuits, components, faders and kits for mixers, compressors, noise gates, exciters, sweep equalisers and 48V psus. K-Tek, PO Box 172A, Surbiton, Surrey, KT6 6HN. Tel: 01-399 3990.

A very wide range of audio products, ranging from personal stereos to CD Midi systems and video equipment is imported by the Crown Corporation. Crown are a Japanese company who have recently built a new 1.3 million sq ft factory in China. One of their products that caught my eye in the catalogue is a very neat portable cd singles player. If you contact their London office, they will be pleased to advise you of the whereabouts of your nearest local stockist. Crown Corporation (UK) Ltd, 346 Kensington High Street, London W14 8NS. Tel: 01-602 9292/6.

A catalogue to rivet the attention of any self-respecting diyer is the new Tool Book from STC. It has 128 pages packed with practically every tool and workshop accessory you can imagine. In one section there are pliers, cutters, screwdrivers, wrenches, metal working tools; in the assembly aids section you'll find component testers, storage equipment, assembly jigs and vices, lamps and magnifiers; another section of production materials includes fasteners, labelling products, adhesive tapes, computer cleaning and service aids. A final section includes batteries of numerous types, and battery chargers. What is more, you can use any of the four major credit cards to purchase any of these superb products. Contact STC Electronic Services, Edinburgh Way, Harlow, Essex, CM20 2DF. Tel: 0279 626777.

Another publication worthy of workshop attention is the latest full colour 336-page equipment catalogue, available from another division of STC. This includes multimeters, oscilloscopes, converters, psus, counter-timers, and logic analysers, just to mention a few. One section of the catalogue is dedicated to books on component data, theory and applications. It also covers computer topics, communications and control. STC Instrument Services, Dewar House, Central Road, Harlow, Essex, CM20 2TA. Tel: 0279 641641.



HOME AUTO-HEATING

Two new electronic central heating controls for the home have been introduced by Landis and Gyr.

The Microgyr 40 is a daily electronic programmer for domestic central heating designed to provide more flexible control of central heating systems and domestic hot water. In conjunction with appropriate thermostats and motorised valves, it can be used in any type of wet domestic heating installation.

The controller offers a wide choice of programming options and accepts up to three on/off switching periods per day. This feature is particularly welcome for very cold periods when a short midday 'boost' can be programmed into the central heating for added comfort. The programmer can also be set to extend past midnight, ie, the last OFF can be almost 24 hours after the first ON.

A feature of the programmer is the battery back-up which maintains the unit's timing function in the event of power cuts or mains disruption.

Attractively designed and compact in size, the Microgyr 40 can be easily installed in any convenient position in the home. Its 'simple to operate' instructions are printed on the inside of the hinged cover. The baseplate is the same as that used for the Landis & Gyr RWB2 programmer (also known as the Potterton Mini-Minder and Glow-Worm Matermind) and when the Microgyr 40 is used as a direct replacement, no re-wiring is necessary.

The Microgyr 50 is a microprocessor based timeswitch designed to operate a single circuit within a 24 hour period. It is ideal for use with combination boilers, ducted warm air systems and solid fuel installations and offer a wide choice of programming options with three on/off periods per day and the ability to programme past midnight. It, too, has a battery back up.

For further information please contact: Leon Price, PR Executive, Comfort Control Group, Landis & Gyr Limited. Tel: 01-992 5311.

RECEIVING METEOSAT

ICS Electronics have announced a new low cost, high quality receiver for use with the Meteosat satellite - currently in orbit above West Africa. It gives noise free visible and infra red pictures of Europe every half hour with 24 hours per day coverage.

Accompanying software and interfaces are available to run on the Commodore Amiga, Archimedes, IBM-PC and Atari computers. Suitable antennas and connecting cables are also available.

This high quality SHF receiver is intended for use with the current generation of weather satellites which

are in fixed geostationary orbit. Excellent, noise free pictures can be obtained with a one metre diameter dish antenna (or equivalent).

For the ultimate in performance, the MET-1 can power a remote antenna pre-amplifier (such as the MET-1a) via the coaxial cable. No other connections are needed. Ten metres or more of UR67 cable can be used between the receiver and pre-amplifier.

Overall, the MET-1 combines simplicity of use and excellence of performance. It certainly appears to be a dependable way to obtain superb satellite cloud cover pictures day after day. The price is £399.95 for the receiver and £119.95 for the matching preamp (including UK vat).

Contact: ICS Electronics Ltd., Unit V, Rudford Industrial Estate, Ford, Arundel, BN18 0BD, West Sussex. Tel: 024 365 655.

EVENTS DIARY

If you are organising any event to do with electronics, big or small, drop us a line - we shall be glad to include it here.

Please note: Some events listed here may be trade or restricted category only. Also, we cannot guarantee information accuracy, so check details with the organisers before setting out.

Jun. 5-9. Lasers, Optoelectronics, Microwaves. 9th International Trade Fair and Congress. Munich Fair Centre. 01-948 5166.

Jun. 6-8. Computer North. G-Mex, Manchester. 061 832 4242.

Jun. 13-15. Software Tools 89. Wembley Conference Centre. 01-868 4466.

Jun. 14-15. Instrumentation Scotland. The Forum, Livingstone. 0822 614671.

Jul. 10-13. EWEC '89. European wind energy conference and exhibition. Scottish Conference and Exhibition Centre, Glasgow. No reference tel. known.

Jul. 24-26. Vacuum Microelectronics - 2nd International Conference. Bath. Contact Dr R.A. Lee, GEC Hirst Research Centre, Wembley, Middx, HA9 7PP. 01-908 9000.

Aug. 25-Sep 3. International Audio and Video Fair. Berlin. 01-408 0111.

Sep. 4-6. Eurobus 89 - UK Conference. Novotel Hotel, London. 01-940 4625.

Sep. 12-14. Optical Systems. Ramada Inn, London.

Sep. 12-15. EPOS 89. The World's largest exhibition of retail information systems. Alexandra Palace, London. RMDP. 0273 722687.

Sep. 26-28. British Laboratory Week 89. Incorporating Computer Aided Sciences. Olympia, London.

Oct. 16-20. Systems, Computers and Communications. 11th International Trade Fair and Congress. Munich Trade Fair Centre. 01-948 5166.

Oct. 24-26. Sensors and Systems - International Transducer Exhibition and Conference. Wembley Conference Centre. 0822 614671.

Nov. 7-11. Productronica. 8th International Trade Fair for Electronics Production. Munich Trade Fair Centre. 01-948 5166.



CRYPTIC BUG WARS

However concerned you are about security, Eskan Electronics can offer you many devices which will give better control over secrecy.

They have sent us several pages from their colour brochure covering many security-associated products. For example, they have a couple of bug detectors, both of them very easy to use and capable of detecting any transmitters or bugs. One of them indicates the presence of a bug by means of a bar graph and is fitted with a gain control. This not only provides details of the bug's exact location but also the signal strength. The other unit has similar features but in addition has an audio bleeper designed to change tone as the bugging device is approached.

For those concerned about phone tapping Eskan have a specially designed phone which will ensure that your conversations remain private. They have other monitoring units that can be used with your existing phone to provide the same effect. A warning light on all

models will indicate if your phone is being tapped or if any extensions are off the hook.

On the other side of the scale, they have products which enable you to unobtrusively make security recordings. One such product is their recording briefcase. It looks like a high quality leather briefcase but has a microelectronics system hidden inside allowing discreet recordings of an extremely high quality to be made. It is entirely silent while in operation, with an invisible switching device operating the recording facility.

Other products in their range include several vhf transmitters, one of which looks just like a fountain pen. They also have a selection of automatic telephone recorders and transmitters.

For the cryptic lowdown contact Eskan Electronics Ltd, 172 Caledonian Road, London, N1 0SG. Tel: 01-278 1768.

ENCRYPTIC LOCKING

The New IC Type TEA5500 from Philips is designed to operate as either the encoder or decoder in security locking systems. It was originally developed for central door locking systems in automotive applications and is currently used by a number of leading car manufacturers. It protects the car by only allowing access through one out of 59047 combinations.

The chip has obvious applications in similar lock/unlock systems in a whole range of industrial and consumer applications.

For further information contact: Philips Components Ltd, Mullard House, Torrington Place, London, WC1E 7HD. Tel: 01-580 6633.

ENCRYPTIC ANALYSIS

The Kenwood range of compact disc test equipment is now available from Thurlby Electronics and includes encoders and decoders, together with jitter analysers and a subcode generator. A cd test disc is also available.

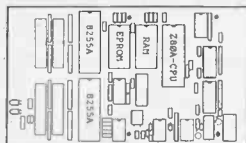
The two cd encoders available are

the DA3531 and DA3500A. The DA3531 is a reference signal generator used to evaluate cd players. The more sophisticated DA3500A generates EFM signals, performs CIRC processing and adds complete subcodes including R-W codes. It can generate a complete set of simulation signals, including those for optical transmission.

For further information contact: Thurlby Electronics Ltd., Burrell Road, St. Ives, Huntingdon, Cambs, PE17 4LE. Tel: 0480 63570.



Interak 1 SINGLE BOARD COMPUTER "SBC-1"



A computer doesn't *have* to look like you'd expect a computer to look. It doesn't have to *have* a keyboard and a screen and floppy disks and so on.

The SBC-1 has the bare minimum of chips a Z80 computer can have and still be a computer: A 4 MHz Z80-CPU chip, an EPROM chip (up to 32K), a static RAM chip (up to 32K) and a pair of 8255A I/O (input/output) chips giving 48 individual lines to waggle up and down. There are one or two additional "glue" chips included, but these are simple "74LS" or "HC" parts.

A star feature is that no special or custom chips (ie PALs, ULAs, ASICs etc) are used — and thus there are no secrets. The Z80A is the latest and best established of all the 8-bit microprocessors — possibly the cheapest too!

Although no serial interface is included, it is easy for a Z80A to waggle one bit up or down at the appropriate rate — the cost is a few pence worth of code in the program: why buy hardware when software will do?

Applications already identified include: Magnetic Card reader, mini printer interface, printer buffer, push button keypad, LCD alphanumeric panel interface, 40-zone security interface for auto sending of security alarms, code converter (eg IBM PC keyboard codes to regular ASCII), real time clock (with plug in module), automatic horticultural irrigation controller.

By disabling the on-board Z80A-CPU this card will plug into our Interak 1 CP/M Plus disk-based development system, so if you don't fancy hand-assembling Z80 machine code you don't have to!

The idea is (if you are a manufacturer) you buy just one development system and then turn out the cheap SBC-1 systems by the hundred. If you are really lazy we can write the program for you and assemble the SBC-1 cards so you can get on with manufacturing your product, leaving all your control problems to us.

Greenbank

For more details write or phone us:
Greenbank Electronics, Dept (E7P), 460 New Chester Road,
Rock Ferry, Birkenhead, Merseyside. L42 2AE. Tel: 051-645 3391





MINI ASTRA DISH

Sir Clive Sinclair's Cambridge Computer Company has announced that it is planning to produce a new smaller, flat, square satellite receiver dish to receive signals from the Astra satellite.

At a press conference held at the Cable & Satellite Exhibition in London, where Cambridge was showing its new 60cm receiver system to the public for the first time, Sir Clive announced plans for a new 45cm receiver dish that will be available from this Autumn.


"The original 60cm Cambridge satellite receiver design has performed significantly better than expected, and it is for this reason that we have been able to use its advantages over other designs to make it still smaller and

shallower," said Sir Clive.

"Our technology is now proven and from the Autumn we shall introduce a new flat, square 17 inch dish only 5 inches deep. This we know will work in the Midlands and the South but, until further tests are carried out, people north of this region will only be able to use our 60cm dish."

The 60cm version of the Cambridge satellite receiver was the prize won by three PE readers following our February 1989 competition. The receiver is also commercially available in two system configurations: one with remote control and stereo sound output for £199.95, and a top-of-the-range system with remote control and a stereo amplifier for £259.95. The new 45cm receiver systems, available from the Autumn, will retail at the same prices as the 60cm systems. All prices include VAT.

For further information, please contact: Mark Mellor, Countrywide Communications (London) Limited, Bowater House East, 69 Knightsbridge, London, SW1X 7LH. Tel: 01-225 0311.



HIGH STAKES

The new Maplin Super Electronic Roulette Kit practically brings Las Vegas to your home. The kit aims to electronically simulate what is probably the most popular of games played in gambling casinos, Roulette.

The traditional roulette wheel is

essentially a random number generator where a ball is thrown over the spinning wheel, which eventually comes to rest at a number. The chances of landing on any one number is approx. 9.842112×1039 to 1! In this version, the wheel is produced by a ring of leds which flash in succession producing a spinning effect; this rate eventually slows down and stops.

Although the real game is played for very high stakes, this project is intended to be used purely for the fun of playing the game. The kit comes complete in every detail, including a plastic front panel, printed circuit board and a small buzzer which simulates the sound produced by a ball on a spinning roulette wheel.

High Stake note: Playing chips are not included in the kit!

Low Stake note: The Roulette kit, number LM67X costs just £14.95, including vat. It is available from the Maplin nation-wide shops, or by direct mail from Maplin Electronics, PO Box 3, Rayleigh, Essex, SS6 8LR. Tel: 0702 554161.

CHIP COUNT!

Highlighting details of some recently released chips.

ADVANCING THIRTY TWO

Of particular interest to our more advanced readers are two new 32-bit devices from Hitachi. Both are additions to their H-series of advanced micro-processor products.

The HD641016CP-10 is a 10MHz version of the H16 embedded controller. It is built in 1.3 micron cmos technology and contains a full 32-bit cpu, 1K bytes of fast on-chip sram and a comprehensive set of peripheral circuits.

Apart from parallel i/o and external memory, the H16 contains all the peripheral functions required in the majority of applications, providing a major reduction in component costs and an equally significant increase in reliability. Two 16-bit timers and three serial ports are provided, while interrupts, dma and dram refresh are all handled by built-in controllers. The dmac has four independent channels for performing high speed data transfer without cpu intervention. Additionally, the H16 is directly compatible with low cost standard i/o devices from the 6800 family.

The chip's architecture has been specifically designed to support C and other high level languages. As well as the standard techniques used in earlier 32-bit devices, the chip includes a unique ring bank mode that greatly reduces the time taken to enter and return from procedures. The H16 therefore allows easier software development, shorter development time and other benefits of high level languages to be obtained without the traditional performance penalty.

SUPPORT TOOLS

Ideal for use in high performance embedded systems or as the central processor in a system containing several intelligent peripherals, the HD641016CP-10 is supported by a full range of development tools. These include an emulator, an evaluator and development software from Hitachi, as well as a wide range of third part tools.

To extend their own range of H-series support tools, Hitachi have additionally introduced the SO16SIMPC. This is a simulator/debugger that allows software for the H16 microprocessor to be developed on an IBM PC or compatible system. The device's powerful features allow H16 programs to be developed, tested and debugged before target hardware has been developed, allowing hardware and software design to progress in parallel.

The major benefits of the chip include symbolic debugging, i/o simulation and session logging, where command sequences and results are recorded for subsequently analysis. By including facilities to simulate memory-mapped i/o and functions such as interrupts and ASCII data transmission, realistic simulation of the target hardware is made possible.

Other features of the chip include complex breakpoint conditions, dynamic modification of registers and memory, a single line assembler/disassembler and the ability to use the entire address space for user programs. As well as the full simulator program, which is suitable for all H16 applications, Hitachi can also supply a demonstration version which is ideal for initial evaluation of the H16's unique architecture.

For further information on these two important new 32-bit products contact Sue Jenner at Hitachi Europe Ltd, 21 Upton Road, Watford, Herts, WD1 7TB. Tel: 0923 246488.

You will be reading a lot about ISDN over the next few months. Officially ISDN stands for Integrated Services Digital Network. Unofficially it stands for "I still don't know".

ISDN was conceived in the 1970s as a way of improving telephone speech quality by providing digital links, each with 64 kilobit per second capacity, between telephone exchanges. The idea then evolved of providing customers with direct access to the digital paths.

In June 1985 British Telecom started a trial service, in the City of London – called Integrated Digital Access – which carried a 64bit/s data path, an 8Kbit/s signalling stream and an 8Kbit/s second data path into offices on a single pair of copper wires. There are now around 1000 IDA customer lines around Britain, used by large businesses including BT. Many of them use the service to send graphics art work from computer to computer, instead of using the mail or couriers.

Practical experience with IDA showed



speech line.

Yes, ISDN lets Group 4 fax machines transmit an A4 page in ten seconds, without glitches.

Yes, ISDN lets a video telephone transmit jerky colour pictures at the same time as speech.

But with Group 3 fax machines now costing less than £1000 and most people not wanting to see who they are talking to by telephone, the high cost of a Group 4 fax and videophone starts to look very unattractive.

Remember how Prestel offered the public the chance to access all manner of information, and the public responded with a loud yawn? The Bundespost seems to forget that its Btx service fell flat for exactly the same reason.

BT thinks there may be more mileage in providing office telephone exchanges with a 2 megabit/s ISDN link, equivalent to 30 separate 64K bit paths. This would let large businesses with offices round the country link their computer networks as if they were in the same building. BT has already built

RATING DATA LINKS

that the second, low data rate path was inadequate. So the CCITT, International Telegraph and Telephone Consultative Committee, set a higher standard, known as the I-420 interface. This specifies that each ISDN service link should offer two separate 64Kbit/s paths plus one control data path running at 16Kbit/s, making a total of 144Kbit/s. This is known as the 2B+D service.

France introduced a test 2B+D project in 1988. British Telecom will launch a 2B+D service this summer. The 2B+D format is called the Basic Rate Interface.

West Germany created a blaze of publicity by inaugurating an ISDN service (with 2B+D paths) to coincide with the giant CeBIT computer and telecommunications exhibition held in Hannover early in March. This service covers eight cities and the German Post Office, or Bundespost, claims that by the end of 1989 70,000 subscribers will have access to ISDN – with the whole country being able to subscribe by 1993.

Both France and Germany have accused British of trailing with ISDN, saying that commercial competition between BT and Mercury has sapped energy from the ISDN push. BT denies this, arguing that it has deliberately waited to introduce a service which conforms with the latest I-420 standard. The German service, says BT, was tailored, mainly by Siemens, to an older version of I-420.

Also BT fears that the Bundespost is making the same mistake which the Bundespost made with its Btx viewdata service – offering a high technology solution looking for a problem.

BT should know. It made exactly the same mistake with Prestel.

Although in theory it is a nice idea to

BY BARRY FOX
Winner of the
UK Technology Press Award

**We have
Integrated Digital
Access. Now let's
work out how we're
going to use it . . .**


have a single phone on a desk, with two 64Kbit data paths, in practice no-one is quite sure how these paths will be used or whether an ISDN connection can – as promised by Germany – cost no more than a conventional

20,000 of these 2 Mbit ports into exchanges round Britain.

The 2 megabit service (more accurately 2.048 megabits per second) is known as the Primary Rate Interface. The spare capacity over and above the 30 channels at 64K is used for control data.

Here again standards are lagging progress, and there will be no international agreement on PRI until the 1990s. So services introduced now are unlikely to be fully compatible with similar services introduced in other European countries ahead of standardisation.

None of this bodes well for the European Commission's dream of a single ISDN service linking all Europe in time for the community wide markets in goods and services promised for 1992. **PL**



Describing the picture quality as ASTRA nomical, a certain Stan Bacon has discovered that some dustbin lids can be used as Sky satellite TV aerials. He denies this reflects the quality of the programmes!

Exhibitions are an adventure! There is such a great sense of exploration and investigation right from the time that you pass through the ticketturnstile. The crowds, the noise, the colours, the jungle of displays, the alleys and byways and corridors that lead off to yet more revelations, all generate such excitement and anticipation that must surely rival that sought by Livingstone, Burton, Becker, et al. (Yes, your Ed's great-uncle Horace was an explorer - until he disappeared in Darkest Africa!)

The All Electronics Show is the latest adventure from which I have just emerged, overwhelmed by inspiration for new circuits to design, longing for products for which mortgages are needed, and weighed down by brochures and catalogues galore. Held in London at Olympia, it was indeed an Olympian challenge to do justice to each and every stand. It was, perhaps not unexpectedly, similar in content to Electronica 88 on which I reported in PE Feb 89. In the six months since that exhibition, the state-of-the-art does not appear to have changed sufficiently to justify a full scale report, but I was particularly impressed by the even greater emphasis being placed on the equipment and techniques for testing and quality control.

It was especially interesting to watch some of the demonstrations in which highly complex assembled, and often multilayered, pcbs were subjected to computer controlled

PRACTICAL ELECTRONICS



EDITORIAL

diagnosis. With many of these, great forests of tiny probes were automatically placed in contact with significant track points and the signal flows analysed by preprogrammed software routines. One demonstration that held my attention for quite some time was that of a huge, highly sophisticated pcb track-integrity analyser.

The machine is previously programmed with data for a given track layout, which may be several feet in area. The etched pcbs are then placed within the machine which examines every single track and pad, checking the observed data against the memory store. Using a metal to non-metal detection technique, even the minutest flaws

of only milli-fractions of an inch can be detected, whether they are scratches, shorts, open circuits or missing pads, and irrespective of their colouring. After fifteen seconds or so, the board is ejected from the machine and a plotter pen marks any points found to be substandard. This allows another operator to carry out restorative work on the problem sections. As the demonstrator pointed out, it is essential to determine track faults before multilayered panels are sandwiched in the final assembly.

Though these are not the sort of procedures that lend themselves to homebased diy electronics, you all would admire the mechanical ingenuity and analytical programming skills of those who have designed the equipment which helps to ensure reliability of the products on sale in the shops.

Of equal importance to you are the conversations I had with a few component manufacturers. As a result, I have lined up more top level feature articles written by leading experts. Also of interest was the chat I had with a pcb equipment manufacturer. I know how keen so many of you are on making your own pcbs and this manufacturer is actively investigating the possibility of producing low cost pcb etching tanks especially for PE readers.

So watch out for even more exciting electronic adventures within our pages!

THE EDITOR

Editor:

John Becker

Sub-Editor:

Helen Armstrong

Technical Illustrator:

Derek Gooding

Advertisement Sales:

Sarah Holtham

Business Manager:

Mary-Ann Hubers

Circulation:

David Hewett

Publisher:

Angelo Zgorelec

Editorial and Advertising Address:

Practical Electronics,
Intra House, 193 Uxbridge Road,
London W12 9RA
Tel: 01-743 8888
Telecom Gold: 87: SQQ567
Fax: 01-743 3062

Advertisements

All correspondence relating to advertise-



ments, including classified ads, should be addressed to: **The advertisement department, Practical Electronics, at the above address and telephone number.**

Readers' Enquiries

All editorial correspondence should be addressed to the editor and any letters requiring a reply should be accompanied by a stamped addressed envelope, or equivalent payment.

We regret that lengthy technical enquiries cannot be answered over the phone.

Subscription Address:

Practical Electronics, Subscription Dept.,
P.O. Box 500, Leicester LE99 0AA.

Annual Subscription Rates:

U.K. £15.00 Overseas £18.00

Cover Illustration

Mark Taylor

© Intra Press 1989. Copyright in all drawings, photographs and articles published in PRACTICAL ELECTRONICS is fully protected, and reproduction or imitations in whole or in part are expressly forbidden. All reasonable precautions are taken by PRACTICAL ELECTRONICS to ensure that the advice and data given to readers is reliable. We cannot, however, guarantee it, and we cannot accept legal responsibility for it. Prices quoted are those current as we go to press. All material is accepted for publication on the express understanding that the contributor has the authority to permit us to do so. **ISSN 0032-6372**

Published on 1st Friday of each month by Intrapress, 193 Uxbridge Road, London W12 9RA. Typesetting, artwork and film by Gilfillan Ltd. Mitcham, Surrey and printed in England by McCorquodale Magazines Ltd. Andover, Hants. Distributed by Seymour Press 01-679 1899. PRACTICAL ELECTRONICS is sold subject to the following conditions, namely that it shall not, without the written consent of the Publishers first having been given, be lent, resold, hired out or otherwise disposed of by way of Trade at more than the recommended selling price shown on the cover, and that it shall not be lent, resold, hired out or otherwise disposed of in a mutilated condition or in any unauthorised cover by way of Trade or affixed to or as part of any publication or advertising. literary or pictorial matter whatsoever.

MAGENTA ELECTRONICS Ltd

PROJECT KITS

Magenta supply Full Kits: Including PCB's (or Stripboard), Hardware, Components, and Cases (unless stated). Please state Kit Reference Number, Kit Title and Price, when ordering.
REPRINTS: If you do not have the issue of P.E. which includes the project, you will need to order the instruction reprint as an extra: 80p each. Reprints are also available separately—Send £1 in stamps. Magazine dates refer to Everyday Electronics.

REF NO.	KIT-TITLE	PRICE	REF NO.	KIT-TITLE	PRICE
812	ULTRASONIC PET SCARER May 89	£13.80	581	VIDEO GUARD Feb 87	£8.39
811	MIDI PEDAL Mar 89	£39.98	584	SPECTRUM SPEECH SYNTH. (no case) Feb 87	£20.92
810	MIDI MERGE Mar 89	£11.59	578	SPECTRUM I/O PORT less case Feb 87	£9.44
809	CALL ALERT Mar 89	£13.51	569	CAR ALARM Dec 86	£12.47
807	MINI PSU Feb 89	£22.71	563	200MHz DIG. FREQUENCY METER Nov 86	£62.98
806	CONTINUITY TESTER Feb 89	£10.28	561	LIGHT RIDER DIG. LABEL BADGE Oct 86	£10.20
505	4 CHANNEL LIGHT DIMMER Feb 89	£37.99	560	LIGHT RIDER DISCO VERSION	£19.62
803	REACTION TIMER Dec. 88	£28.98	559	LIGHT RIDER 16 LED VERSION	£13.64
802	PHASOR (Light Controller) Dec 88	£25.61	556	INFRA-RED BEAM ALARM Sept 86	£28.35
801	DOWNBEAT METRONOME Dec 88	£17.57	544	TILT ALARM July 86	£7.82
800	SPECTRUM EPROM PROGRAMMER Dec 88	£26.97	542	PERSONAL RADIO June 86	£11.53
796	SEASHELL SYNTHESIZER Nov 88	£24.99	528	PA AMPLIFIER May 86	£26.95
795	I.R. OBJECT COUNTER Nov 88	£29.63	523	STEREO REVERB Apr 86	£26.44
790	EPROM ERASER Oct 88	£24.95	513	BBC MIDI INTERFACE Mar 86	£27.94
786	UNIVERSAL NICAD CHARGER July 88	£6.99	512	MAINS TESTER & FUSE FINDER Mar 86	£8.82
780	CABLE & PIPE LOCATOR April 88	£15.35	497	MUSICAL DOOR BELL Jan 86	£18.72
775	ENVELOPE SHAPER Mar 88	£14.99	493	DIGITAL CAPACITANCE METER Dec 85	£41.56
769	VARIABLE 25V-2A BENCH POWER SUPPLY Feb 88	£49.73	481	SOLDERING IRON CONTROLLER Oct 85	£5.47
	CAR LAMP CHECKING SYST. Feb 88	£7.10	464	STEPPER MOTOR INTERFACE FOR THE BBC	
763	AUDIO SIGNAL GENERATOR Dec 87	£13.84		COMPUTER less case Aug 85	£11.68
739	ACCENTED BEAT METRONOME Nov 87	£20.95		ID35 STEPPER MOTOR EXTRA	£14.50
740	ACOUSTIC PROBE Nov 87 (less bolt & probe)	£16.26		OPTIONAL POWER SUPPLY PARTS	£5.14
744	VIDEO CONTROLLER Oct 87	£29.14	461	CONTINUITY TESTER July 85	£6.20
745	TRANSTEST Oct 87	£9.70	455	ELECTRONIC DOORBELL June 85	£7.56
734	AUTOMATIC PORCH LIGHT Oct 87	£17.17	453	GRAPHIC EQUALISER June 85	£26.94
736	STATIC MONITOR Oct 87	£8.66	444	INSULATION TESTER Apr 85	£19.58
723	ELECTRONIC MULTIMETER Sept 87	£46.96	430	SPECTRUM AMPLIFIER Jan 85	£6.91
728	PERSONAL STEREO AMP Sept 87	£14.31	392	BBC MICRO AUDIO STORAGE SCOPE	
730	BURST-FREE MAINS CONTROLLER Sept 87	£13.57		INTERFACE Nov 84	£36.25
724	SUPER SOUND ADAPTOR Aug 87	£38.39	387	MAINS CABLE DETECTOR Oct 84	£5.53
719	3 BAND 1.6-300MHz RADIO Aug 87	£26.53	386	DRILL SPEED CONTROLLER Oct 84	£8.68
719	BUCCANEER I.B. METAL DETECTOR inc. coils and case, less handle and hardware July 87	£26.45	362	VARICAP AM RADIO May 84	£13.15
720	DIGITAL COUNTER/FREQ METER (10MHz) inc. case July 87	£67.07	337	BIOLOGICAL AMPLIFIER Jan 84	£24.14
722	FERMOSTAT July 87	£12.14	263	BUZZ OFF Mar 83	£5.68
711	VISUAL GUITAR TUNER Jun 87	£22.99	242	2-WAY INTERCOM no case July 82	£5.69
715	MINI DISCO LIGHT Jun 87	£12.59	240	EGG TIMER June 82	£6.86
707	EQUALIZER (IONISER) May 87	£15.53	205	SUSTAIN UNIT Oct 81	£17.63
700	ACTIVE I/R BURGLAR ALARM Mar 87	£35.65	108	IN SITU TRANSISTOR TESTER Jun 78	£9.42
			106	WEIRD SOUND EFFECTS GEN Mar 78	£7.82
			101	ELECTRONIC DICE Mar 77	£6.26

TOP KITS

MOSFET VARIABLE BENCH 25V 2.5A POWER SUPPLY



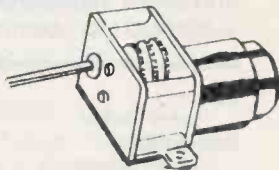
A superb design giving 0-25V and 0-2.5A. Twin panel meters indicate Voltage and Current. Voltage is variable from zero to 25V. Current-limit control allows Constant Current charging of NICAD batteries, and protects circuits from overload. A Toroidal transformer MOSFET power output device, and Quad op-amp IC design give excellent performance.

OUR KIT REF. 769 £49.73

COMPONENTS, KITS, BOOKS, TOOLS, MOTORS, GEARS, PULLEYS, OPTICAL FIBRES, ROBOTICS, AND MUCH MUCH MORE—IN OUR CATALOGUE £1.00

MOTOR-GEARBOX ASSEMBLIES

Miniature gearboxes complete with quality electric motor. Variable ratios by fitting 1 to 6 gears. 1.5-4.5v, 3-2200 rpm. Long 3mm shaft. Ideal for robots and buggies.



SMALL (MGS) £3.49 LARGE (MGL) £3.98

ADVENTURES WITH ELECTRONICS

BOOK £4.75 PACK £20.98
 An easy to follow book suitable for all ages. No soldering, uses an S DEC breadboard. Lots of clear diagrams and instructions to build 16 projects. Component pack includes S DEC and all components for the projects.

LEGO Technic Sets
 TEACHERS WE ARE STOCKISTS OF THE WHOLE RANGE. CONTACT US FOR BROCHURES. VERY COMPETITIVE PRICES AND QUICK DELIVERIES

STEPPING MOTORS 12 VOLT

48 STEPS ID35 £14.50	200 STEPS MD200 £16.80
----------------------------	------------------------------

OPTICAL FIBRES TRIAL PACK OF 10 METRES. Nine assorted types & data.

£1.99

'EQUALISER' IONISER



KIT REF 707 £15.53

A mains powered Ioniser that produces a breeze of negative ions in the air. A compact, safe, simple unit that uses a negligible amount of electricity.

ULTRASONIC PET SCARER



Produces high power ultrasound pulses. L.E.D. flashes to indicate power output and level. Battery powered (9V-12V or via *Mains Adaptor).

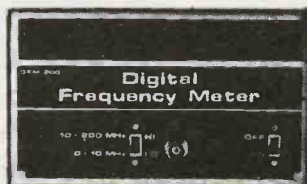
KIT REF 812 £13.80
 *Mains Adaptor £1.98

DIGITAL FREQUENCY 200 MHz METER

KIT REF 563

£62.98

An 8 digit meter reading from A.F. up to 200 MHz in two ranges. Large 0.5" Red LED display. Ideal for AF and RF measurements. Amateur and C.B. frequencies.



VISUAL GUITAR TUNER



Crystal controlled, with a super rotating LED display. Indicates high, low, and exact degree of mistuning. Use with pick-up or mic. Also has audible output.

KIT REF E711 £21.99

3 BAND SHORTWAVE RADIO



OUR KIT
 REF 718 £26.53

Covers 1.6-30 MHz in 3 bands using modern miniature coils. Audio output is via a built-in loudspeaker. Advanced design gives excellent stability, sensitivity and selectivity. Simple to build.

0283 65435



FROM MAGENTA

A SELECTION OF OUR BEST PROJECT KITS

As usual these kits come complete with printed circuit boards, cases, all components, nuts, screws, wire etc. All have been tested by our engineers (many of them are our own designs) to ensure that you get excellent results.

INSULATION TESTER

An electronic High Voltage tester for mains appliances and wiring. An inverter circuit produces 500 volts from a PP3 battery and applies it to the circuit under test. Reads insulation up to 100 Megohms. Completely safe in use.

OUR KIT REF 444 £19.58



MAGENTA ELECTRONICS LTD
PE 13 HUNTER STREET,
BURTON-ON-TRENT,
STAFFS. DE14 2ST.
0283 65435, Mon-Fri 9-5 Sat 9-2
Access/Barclaycard (Visa) by
phone or post.
24 hr Answerphone for credit
card orders.
Our prices include VAT

ADD £1 P&P TO ALL ORDERS.
PRICES INCLUDE VAT.
SAE ALL ENQUIRIES.
OFFICIAL ORDERS WELCOME
OVERSEAS: Payment must be
sterling.
IRISH REPUBLIC and BFPO. UK
PRICES.

DIGITAL CAPACITANCE METER

Simple and accurate (1%) measurements of capacitors from a few pF up to 1,000 uF. Clear 5 digit LED display indicates exact value. Three ranges -- pF, nF, and uF. Just connect the capacitor, press the button and read the value.

£41.55
OUR KIT
REF 493



MAGENTA

LOWCOST

68000

**CROSS-ASSEMBLER
FOR BBC. ALSO
AVAILABLE
£60.00
(DISK)**

**68020
PLUG-IN UPGRADE
NOW AVAILABLE
PLEASE ASK FOR DETAILS**

**USED
BY SCHOOLS
COLLEGES &
UNIVERSITIES
U.K & WORLDWIDE**

**MICROPROCESSOR
TRAINER
AND SINGLE
BOARD
COMPUTER**

***PERFECT FOR ROBOTICS
APPLICATIONS REQUIRING
POWER AND SPEED***

**KIT PRICE
£110 INC VAT**

OTHER OPTIONS, DATA PACKS,
AND LITERATURE AVAILABLE
— SEND FOR DETAILS.


- Full 8MHz 68000 Processor with 16 bit data bus.
- Top-class monitor program included on two Eproms.
- Communicates via RS232 Interface to terminal, BBC computer, P.C. computer etc.
- Use as a Trainer, or as a stand-alone computer system.
- Fast, powerful processing — Ideal for real time control systems.

- Dual U.A.R.T. allows simultaneous connection of printer and terminal.
- Add-on options include: G64 Bus, 68230 P.I.T. 8k and 32K Ram upgrades, and line by line assembler.
- Available from stock now — with support literature and full technical back up.

STANDARD SYSTEM IN KIT FORM (Ref 600)	£110.00	68230 P.I.T. ADD ON OPTION (Ref 603)	£ 11.97
STANDARD SYSTEM BUILT & TESTED	£190.00	G64 BUS ADD-ON (Ref 604)	£ 5.49
LINE BY LINE ASSEMBLER PROGRAM (IN EPROM)	£ 27.00	8K x 16 RAM UPGRADE (Ref 605)	£ 19.25
POWER SUPPLY (Ref 609)	£ 13.99	32K 16 RAM UPGRADE Ref 606	Phone

Despite the advent of videotaped presentations great use is still made of the slide-tape presentation. The use of a number of colour slides, linked with a taped commentary and/or music still remains a very effective and popular means of presentation. The main difficulty in mounting such a show is often the need to synchronise the slide changes with the taped sound. True this can be achieved by following a script with the slide change cues marked on it (but what if the tape is purely music?), or by timing it.

Both systems are feasible but rely on having an operator present to control the slide changes by hand. When the tape-slide sequence has to be shown repeatedly these methods become impractical. A more effective method, invariably used in professional presentations, is to make use of marker tones recorded on the audio tape in synchronism with the sound track. These tones are then used to trigger the control mechanism of a slide projector fitted with



CIRCUIT DESCRIPTION

The circuit for the Projector Synchroniser can be divided into a number of separate sections, which fit together as shown in Fig. 1. The full circuit is in Fig. 2.

The slide change marker pulses which are placed on the tape are sine waves (to avoid distortion within the record/playback process) at a nominal frequency of 1kHz. The signal is produced by IC1, a RS8038 waveform generator chip. This ic produces square, triangular and sine wave outputs but in this application we are only concerned with the sine wave output, available at pin 2. The output frequency is governed by the values of VR1 and C1 according to the formula:

$$f = \frac{0.15}{R \times C}$$

(Where f is frequency in Hz, R is in ohms and C is in farads)

PROJECTOR SYNCHRONISER

an automatic or remote control slide change mechanism.

The Projector Synchroniser described in this article is designed to allow any slide projector fitted with a non-manual slide change mechanism (ie, one which is operated by pushing a button as opposed to manually pushing a long bar in and out) and any stereo tape recorder to be used to mount such a presentation, which will not require constant attention during the performance.

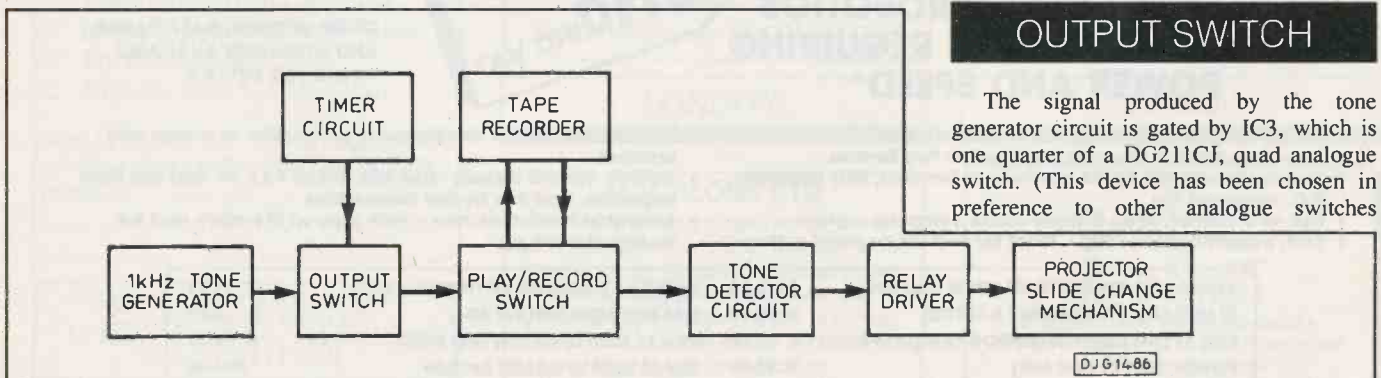
To avoid the audience being aware of the marker tones, the audio soundtrack is recorded on one track of a stereo tape and the control codes are recorded onto the second track of the tape. When the marker tones are replayed into the projector synchroniser they are passed through a narrow band pass filter which ignores all other frequencies and operates the slide change mechanism only when the correct tones are detected.

BY CHRIS BOWES

Concealed on your sound track - the magic marker that rolls in the pictures on cue.

We present the project that plugs up the sync with chips.

Fig.1. Block diagram for the projector synchroniser



VR1 allows the output frequency to be adjusted to accurately match the centre frequency of the active filter circuit.

The 'sine wave purity' of the output from pin 2 of IC1 is adjusted by VR2. Both VR1 and VR2 are adjusted when setting up the circuit under test. The sine wave output from IC1 is taken to the non-inverting input (pin 3) of IC2a, which is one of the four independent op-amps within the LM324 quad opamp. IC2a is configured to give unity gain and act as a simple, but effective, buffer. The output from IC2a pin 1 is attenuated by VR3 and is ac coupled via C2 to the non-inverting input (pin 5) of a second amplifier (IC2b). This amplifier provides a fixed gain at a magnitude set by VR3 to give the most suitable signal strength for input to the tape recorder. Typically this would be approximately 500 mV.

OUTPUT SWITCH

The signal produced by the tone generator circuit is gated by IC3, which is one quarter of a DG211CJ, quad analogue switch. (This device has been chosen in preference to other analogue switches

DJG1486

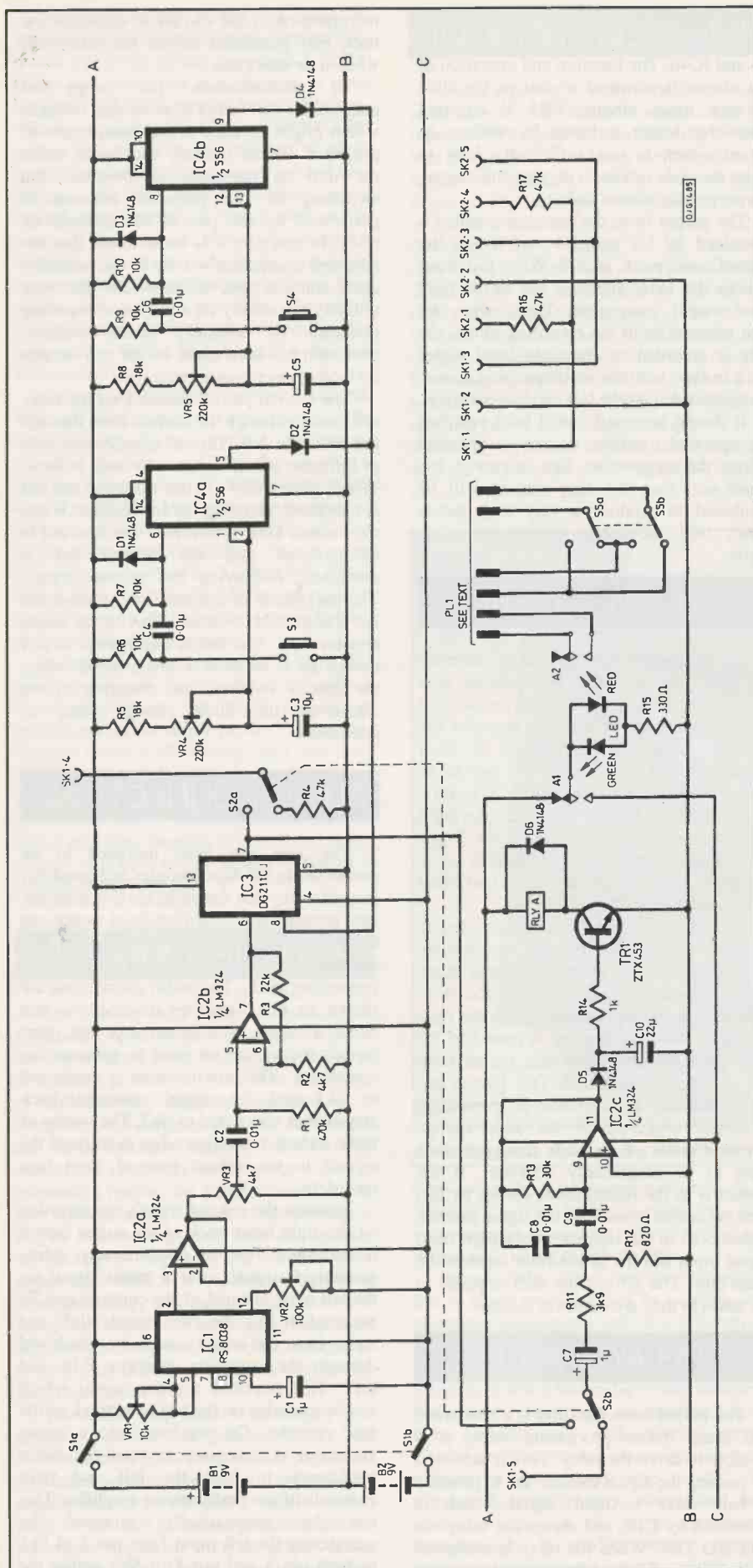


Fig.2. Circuit diagram for the projector synchroniser

because, paradoxically, the cheapest version of the family of analogue switch circuits is the quad version.) The sinusoidal 1kHz signal is constantly present at the source input (pin 6) of IC3 but is prevented from proceeding further by the almost infinite resistance of the internal circuitry for as long as the control node (pin 8) of IC3 is at the logic 0 state. When the node voltage level is raised to the logic 1 state, the gate's internal resistance falls to typically 200 ohms. This allows the signal to pass virtually unattenuated through the ic to the drain output at pin 7. The gated output signal is then routed by S2 to the tape recorder's right hand signal input connection and also, if S2 is in the record position, to the input of the active filter.

SLIDE CHANGE TIMER

In most modern slide projectors the direction in which the slide change operates (ie advancing the slide carrier to the next slide or reversing it to repeat the previous slide shown) is determined by the length of time for which the slide change button is operated. The usual method of operation is to make a short pulse advance the slide and a longer pulse reverse the slide carrier back to the previous position. To prevent erroneous operation the projector synchroniser has been designed so that the signal from the tone generator is gated for one of two predetermined durations, depending on which of the two slide change switches (S3 or S4) is actuated. Each switch is connected to its own identical monostable circuit made up of one half of a 556 timer (IC4 and IC4b).

When S3 is operated, the voltage at the junction of R5 and C4 is pulled down to 0 volts. This causes a short negative-going pulse to be generated at the trigger input (pin 6) via the ac coupling circuit comprising C4, R7 and D1. The trigger pulse causes the output at IC4 pin 5 to go high for a period of time set by R5, VR5 and C3. The output pulse duration is determined by the formula:

$$T = 1.1 \times (R5 + VR4) \times C3$$

(Where T is in seconds, R in ohms and C in farads.)

VR4 allows the duration of the slide advance pulse to be adjusted to ensure reliable operation.

The ac coupling is necessary to restrict the length of time during which the trigger input remains at 0 volts. Since the timer output cannot return high until after the trigger input has returned to high state. (If the trigger input was dc coupled pressing S3 for a longer time than required to advance the slide change mechanism would cause the slide carrier to be reversed instead of advanced!)

Intentional slide reverse function is provided gating the control tone for a longer period of time than for the advance slide tone. This is achieved by means of the

COMPONENTS

RESISTORS

R1	470k
R2	4k7
R3	22k
R4, R16, R17	47k (3 off)
R5, R8	18k (2 off)
R6, R7, R9, R10	10k (4 off)
R11	3k9
R12	39 ohms
R13	30k
R14	1k
R15	330 ohms
All resistor 1/4 W carbon film 5%	

POTENTIOMETERS

VR1	10k preset
VR2	100k preset
VR3	4k7 preset
VR4, VR5	220k preset (2 off)

CAPACITORS

C1, C7	1 μ F 16V electrolytic (2 off)
C2, C4, C6, C8, C9	10n polyester (5 off)
C3, C5	10 μ F 16V electrolytic (2 off)
C10	22 μ F 16V electrolytic

SEMICONDUCTORS

D1-D6	1N4148 (6 off)
LED1	bicolour led (red/green)
TR1	ZTX453 or similar npn
IC1	8038 waveform generator
IC2	324 quad opamp
IC3	DG211CJ quad analogue switch
IC4	556 dual timer

MISCELLANEOUS

RLA	6 volt pcb mounting dpco relay
S1, S2	dpst switch (2 off)
S3, S4	spst push to make switch (2 off)
S5	dpdt centre biased off switch
Sk1, Sk2	5 pin DIN 180° socket (2 off)
P11	plug to suit projector control connections (a socket to match might also be required).

Battery holders for PP9 battery (2 off), case to suit, multicore cable for linking unit to P11, screened cable to link Sk1 to Sk2, grommet for connecting cable, P-clip for connecting cable, pcb, standoffs (4 off).

The PCB is available through the PE PCB service.

second, identical monostable timing circuit, comprising S4, R8, C5, R9, VR4, C6, R10, D3 and IC4b. The function and operation of this circuit is identical to that of the slide advance timer circuit. VR5 is adjusted when the device is tested to produce an output which is just sufficiently long to cause the slide carrier to reverse and display the previously shown slide.

The output from the two monostables is combined by D2 and D4 and fed to the control node, pin 8, of IC3. When this input is high the 1kHz signal is fed to the right hand output connection. Thus, when the tape recorder is in the recording mode, the tone is recorded on the right hand signal track in sync with the accompanying soundtrack, recorded on the left hand signal track.

It should be noted that if both switches are operated together, or one is operated before the monostable first triggered has timed out, then the two outputs will be combined to produce a very long pulse, which will inevitably reverse the slide carrier.

ACTIVE FILTER

For the synchroniser to operate correctly the slide changer must be operated only when the control tones recorded on the right hand signal track of the tape recorder are detected, without being triggered by other signals. This is achieved by the use of an active filter circuit, comprising C7, R11, R12, C8, C9, R13 and IC2c, and having a narrow pass band, centred on 1kHz. When the 1kHz control tone is present it is amplified and appears at the active filter output, pin 8 of IC2c.

The filter and relay circuits are used to operate the slide change mechanism irrespective of whether the system is being used to record or playback a sequence. If S3 is in the play mode the signal from the right output of the tape recorder is routed to the filter input and the gated tone output from the switch ic is inhibited. This feature has been included as a means of preventing erroneous triggering of the slide change circuit if either of the slide change buttons were to be accidentally activated. If the system is in the record mode (as set by S2) then the output tones from the signal gate are routed both to the tape recorder's right hand signal input and the active filter input at the same time. The active filter then responds to the tones as they are output to the tape.

RELAY SWITCH

The output from the filter is a sine wave and needs further processing before it is suitable to drive the relay. This is achieved by passing the signal through D5 to produce a half wave rectified signal which is smoothed by C10, and drives the relay via R11 and TR1. When the relay is energised it changes over the contacts and operates the slide change mechanism. D6 is

incorporated in the circuit to dissipate the back emf generated across the relay coil when it de-energises.

To accommodate the range of magnitudes and forms of switching voltages which might be used in the many types of projector on the market, and hence make the unit as universal as possible, the switching of the projector controls is performed by one pair of the contacts on relay. In practice, it is most likely that the required connection will be to the normally open contacts but, to allow for the very unlikely possibility of a projector requiring operation by normally closed contacts, provision has been made on the pcb for this method of operation as well.

The second pair of contacts on the relay are used to change the current flow through the indicator led. This is actually two leds of different colours connected back to back. When current flows in one direction one led is energised, showing the first colour. When the current flow is reversed the first led is extinguished and the second led is energised, displaying the second colour. The magnitude of current flow through the led is restricted to about 10mA by the series resistor R15. The led is configured in this design so as to show a green output when the unit is switched on, changing to red whenever the slide change relay is energised.

AUDIO CONNECTIONS

The unit has been designed to be connected to the tape recorder and amplifier in such a way that the projector synchroniser, tape recorder and amplifier/signal source can be linked together simply by means of two standard (not mirror) 5 pin DIN audio connecting leads. The audio connections are shown in Fig.1 and are designed so that either a mono or a stereo tape (or other signal) source can be used to generate the soundtrack. The tape recorder is connected to Sk1 and the signal source/playback amplifier is connected to Sk2. The wiring of these sockets is configured so as to route the signals to the correct pins of most tape recorders.

Because the control signals are recorded on the right hand track of the stereo tape it is necessary first to combine any stereo soundtrack signals into a mono signal on the left hand channel of the control tape. To accomplish this the two signals (left and right) from the sound source are combined through the summing resistors R16 and R17. This provides a mono signal which can be recorded on the left hand track of the tape recorder. On playback into a stereo system it is necessary to feed the mono soundtrack to both the left and right channels of the performance amplifier. This can be automatically achieved by connecting the left input from pin 3 of Sk1 to both pin 3 and pin 5 of Sk2 within the unit.



Photocopies of the pcb track layout are available from the Editorial office, please send a stamped addressed envelope.

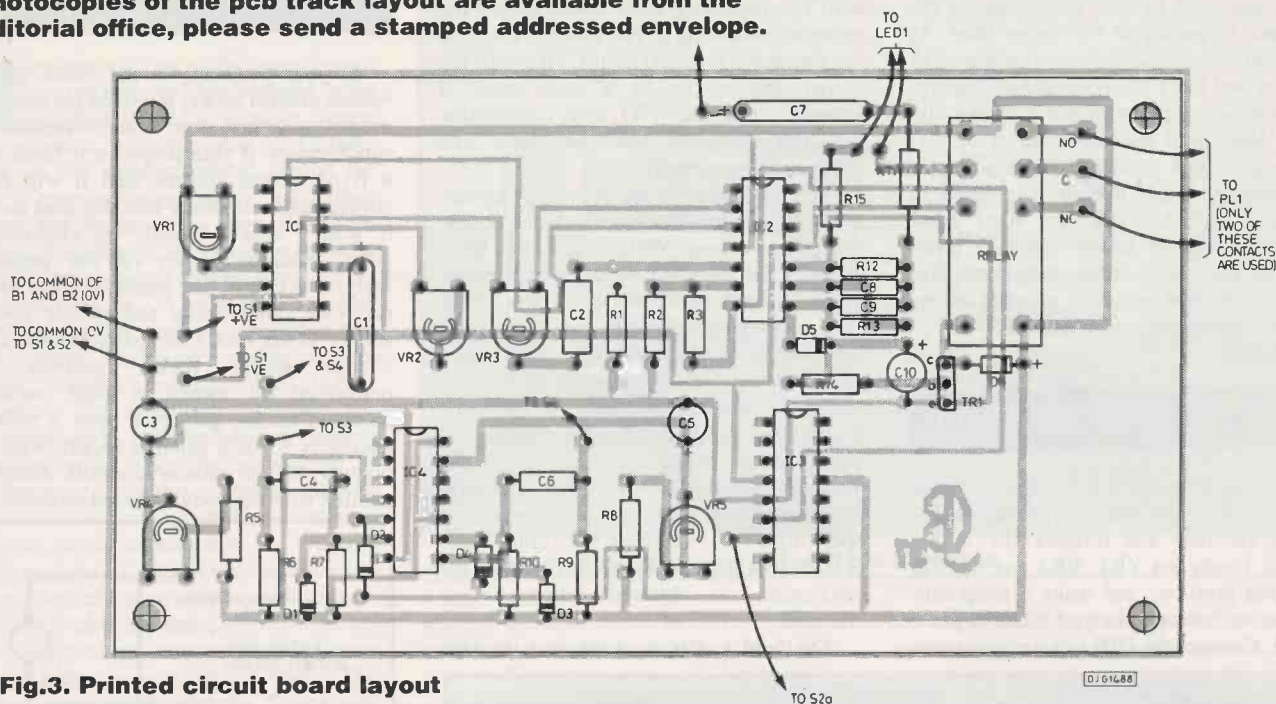


Fig.3. Printed circuit board layout

CONSTRUCTION

The greater part of the circuit is built on a single sided printed circuit board the component layout of which is shown in Fig.3.

After drilling, the components, with the exception of those mounted on the control panel, are inserted into the board and soldered in place. Although this process can be carried out in any convenient order, you will find that it is easier if the components are inserted and soldered in ascending order of size.

The ics are best accommodated in sockets which are soldered in place along with the other components. The ics should be inserted as the last task before testing out the unit.

CONTROL PANEL

In addition to the control switches and the amp and tape connector sockets, the front panel also supports the two battery holders. The front panel should be completely made, including lettering and drilling before any components are mounted. In addition to the holes required to accommodate the control switches and connector sockets it will be necessary also to drill and countersink the four holes with which the battery connectors are mounted onto the panel. After the preparation the panel mounting components should be fixed in place and connected together as appropriate. At this point you should note that R16 and R17 are mounted on the front panel by directly connecting them to the appropriate pins on Sk2, as shown in the photograph.

The use of a short length of screened cable between the junction of R16 and R17 and pin 1 of Sk1 and between pin 3 of Sk1 and pins 3 and 5 of Sk2 is recommended in order to prevent stray inductive pickup of the 50 Hz mains signal from any mains cables in the vicinity. This should preferably be accomplished by means of two core screened cable. If only single core screened cable is available then care must be taken to prevent the formation of an "earth loop". This is most easily achieved by connecting the screen of the cable linking pins 3 and 5 of Sk2 to pin 3 of Sk1 to link pin 2 of Sk1 to pin 2 of Sk2. The screen of the cable linking pin 1 of Sk1 to the junction of R16 and R17 should be connected only to pin 2 of Sk1. Pin 2 of Sk1 should also be connected to one of the mounting screws of Sk1 and to the 0 volt connection of the two batteries. It is not necessary to screen the cables carrying the control tones since the active filter will discard any signals so far removed from the 1kHz control tones. R4 is also mounted on the front panel and is connected between the appropriate contact on S2 and the 0 volt connection of S3.

SYNC LINKING

The interlinking between the synchroniser and the projector is accomplished by means of a cable fitted with an appropriate plug, connecting to a suitable socket mounted on the body of the projector. In some projectors the manual remote control unit will be attached to the projector by means of a plug and socket connection. In this case all that is necessary is to purchase a suitable matching plug and to deduce the correct connections for the

slide change and the focus connections. This might require you to gain access to the interior of the projector if the details are not given in the projector handbook. (*But not when it's switched on! Ed*)

All that is then required is to connect the slide change pins and focus connections of the connector to the relay connections and S5 through a suitable cable, which exits from the case through a grommet fitted into a hole drilled in the side of the Projector Synchroniser case. (The cable can be securely held by means of a "P-clip" mounted on the side of the case adjacent to the grommet.)

TESTING

Once all the connections have been made the pcb should be carefully checked for broken tracks, solder blobs and incorrectly placed components to ensure correct polarity, and the unit tested.

The unit can then be tested without being connected to the projector.

If you have access to an oscilloscope you will find it easiest to start by examining the output of pin 12 of IC1. Firstly set VR1, VR2 and VR3 to their mid positions. Turn on the unit with S1 note that the led should glow green, although you might observe that the relay is energised (and the led glows red) for a short period of time. If this happens do not worry unless the relay remains energised permanently. Examine the waveform displayed and adjust VR2 until you obtain the most symmetrical sine waveform possible. Next make a temporary connection between pin 6 of IC3 and pin 5 of Sk1 and connect the oscilloscope probe to pin 8 of IC3. With S2 in the record position adjust VR1 until you obtain the

maximum output. This will ensure that the signal generated by IC1 is centred on the bandpass frequency of the active filter. At this point you should observe that the relay operates and led 1 changes colour. Transfer the oscilloscope probe to pin 5 of Sk1 and adjust VR3 until an output signal of 500 mV peak to peak is obtained. The projector synchroniser should then be connected to the tape recorder and the right hand recording level set to the optimum level. You can then remove the temporary link between Sk1 and pcb, and proceed as for the test sequence without access to an oscilloscope.


SCOPELESS TESTING

If an oscilloscope is not available it will be necessary to connect the synchroniser to a tape recorder and monitor the output audibly. Firstly set VR1, VR2 and VR3 to their mid positions and make a temporary connection between pin 6 of IC3 and pin 5 of Sk1. Connect the DIN input of your tape

on the recording level meter. Adjust VR3 until the recording level meter shows the optimum recording level. Finally listen to the sine wave tone and adjust VR2 until the output appears to be a pure tone. If necessary readjust VR3 after completing this test. Remove the temporary link between Sk1 and the pcb.

The remainder of the testing procedure is the same irrespective of which method was used to set VR1, VR2 and VR3. Connect the projector to the synchroniser, leave S2 in the record mode and operate S3. The relay should energise for a period of time which is adjustable by VR4. Adjust VR4 to give a definite operation of the relay which is sufficiently long to advance projector control mechanism without it being long enough to reverse the mechanism when S3 is actuated. Similarly test and set the slide reverse function by operating S4 and adjusting VR5 until a tone of sufficient duration to reliably operate the mechanism is obtained when S4 is operated.

The final test is to check that the tape



Photograph showing interior PCB wiring layout

recorder (usually marked RADIO) to the tape connection (Sk1) of the synchroniser, set the recorder and synchroniser to the record mode and monitor the right hand signal of the recorder.

Set the input level of the tape machine to a comfortable level and make sure that a signal is being output from the synchroniser. At this point you might observe that the relay is energised. Rotate VR1 back and forth noting the extremes at which the relay "drops out", both when the value of VR1 is increased and as it is decreased. Set VR1 so the mid point between these two extremes. Set the tape recorder input to a normal recording position and observe the reading obtained

recording function is correct. With the recorder and projector synchroniser set to the record mode, record on to tape a number of control tones, both forward and reverse, by operating S3 and S4 in a known sequence, using the tape counter to note where the tones were recorded. Rewind the tape and set the function switches to the play mode. Replay the tape and ensure that the slide change mechanism operates correctly, according to your predetermined sequence. Finally check that the input signals to the left channel from your chosen sound source are recorded as a mono source on the left channel of the tape and replayed as a mono source on both the left and right channels of your amplifier.

MODIFICATIONS

If your projector is not fitted with a remote control socket it will be necessary to modify your projector to accommodate the synchroniser. If your projector is fitted with a fixed remote control lead it will be a simple matter to break into this lead and fit it with a socket (ideally by mounting a panel mounted socket on the projector body) and connecting identical plugs to the projector synchroniser and remote control cables. If no such lead exists but the slide change and/or focus functions are performed by means of push switches mounted on the projector body it will be necessary to fit a suitable socket, with the outputs to the remote controls wired in parallel with the body mounted switches.

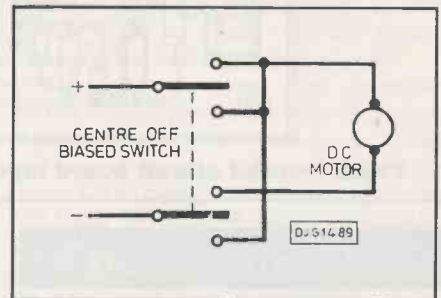


Fig.4. Projector focussing circuit.

In most cases it will be necessary to gain access to the interior of the projector **WITH THE POWER OFF** and investigate the connections. Usually the slide change mechanism is operated by means of a solenoid which is energised by the slide change switch. This is usually a push to make type. The modification required here is simply a matter of connecting the slide change terminals so as to provide power to operate the solenoid when the projector synchroniser relay is activated. The focus control (if fitted) usually consists of a simple dc motor which is connected to a centre off, push to change over switch, wired up as shown in Fig.4. This is arranged so that when the switch is in the centre position the motor is totally disconnected. When the switch is pushed either way it causes current to flow through the focussing motor in the appropriate direction. In all cases the simplest method of connecting the extension socket is simply to make the required connections so that they are wired in parallel with the switches mounted on the projector body.


Six connections have been shown in Fig.1 for the connecting plug (P11) but in practice they may not all be required as the power connection used for the slide change switch is often common to one of the connections to the focussing switch. It is advisable, however, to ensure that the socket used for the projector control is dissimilar to that used for any other connections to avoid confusion and cross connection with disastrous results.



If your projector is not fitted with electrical focussing the connections to S5 can be focussed with and the switch omitted.

SYNC USING

By the time that you have completed the testing sequence you should have a good idea of how the unit works. The basic method of operation is that the soundtrack should be made first. If your tape recorder can be set to record and playback independently on each channel then the soundtrack can be recorded, via the projector synchroniser if necessary, onto the left channel of the master tape. This is then replayed, through the synchroniser (which must be set to the record mode) and the slide change switches operated at the appropriate points. The synchroniser is then switched to the play mode and the slide changes should occur in sync with the soundtrack. If your tape recorder is not capable of being switched to record on the tracks independently then it will be necessary to create the soundtrack and then play it through the projector synchroniser onto the master tape and, at the same time, record the control tones. The focus control is active at all times, irrespective of the setting of S2, and can be used to focus the projector as desired while projecting the slides.



Inside view of component layout on the box lid.

You will probably have noticed that when the projector synchroniser is first switched on the relay will initially be energised for a short time. Because of this it is advisable to wait for the relay to de-energise before connecting the unit to the tape recorder or projector. **PE**

POINTS ARISING

PC MULTIPOINT (PE April 1989)

In Fig.3, the following links are required: Hole adjacent to IC 9 pin 4 goes to hole adjacent to IC 10 pin 13. Hole adjacent to IC 10 pin 13 goes to hole adjacent to IC 10 pin 4. Hole adjacent to IC 10 pin 5 goes to hole adjacent to +5V. Hole adjacent to IC 8 pin 1 should go to digital ground, anywhere will do. In Fig.2, A32 should read A31, B15 should read B13.

KIRLIAN CAMERA (PE May 1989)

Fig.3. C1 polarity should be reversed. PCB point B should read as T1 common, PCB point C should just read as "T1+." in Fig.1. The coil output arrow should be marked as "EHT to plate." In Fig.5, the connection marked GND should go to PCB point A. The EHT plate and glass may be replaced by copper-clad fibreglass with a one inch strip of the copper removed from the edges.

REMOTE-A-BELL (PE May 1989)


In Fig.2, the polarities of D1 and D2 should be reversed. IC1 pin 1 is at top left. R1 should be inserted in place of link wire D to M, but taking it to L instead of M.

STEVE CIARCIA'S FAMOUS BYTE PROJECTS NOW AVAILABLE AS TRIED AND TESTED KITS

ULTRASONIC RADAR

An easy to construct Ultrasonic Ranging system complete with transceiver module and Polaroid ultrasonic transducer.

System easily connects to any computer to measure distances from 18" to 35 ft with a resolution of 1.2".



SERIAL EPROM PROGRAMMER

Use stand-alone or with computer/Term. Programs standard or fast algorithm mode. menu selectable, no jumpers. Programs all 5V 27xxx Eproms from 2716 to 27512.



Intel Hex file Upload/Download.



SUPER IC TESTER

Tests over six hundred 7400-series TTL, L, S, H, C, HC, HCT, F, AS, and ALS devices, 4000-series CMOS and PALS. Identifies un-marked

chips and bad IC pins. User definable test sequence and user expand-able ROM library. Operates stand-alone with LCD display, or with PC or terminal.



VIDEO DIGITISER

True "Frame Grabber", gets picture in 1 frame time. Bus independent digitiser. Serial output, transmits 300 bps to 57.6 kbps. Resolution is 256x244 64 grey

level. Accepts any B&W or colour composite video signal. Optional Rec/Display makes up a video telephone. Images can be stored and displayed on IBM PC. Comprehensive IBM image-processing software available.

MORE...

Other kits, and a wide range of fully-built computer boards, interfaces and other products also available.

FOR FULL PRODUCT CATALOGUE CALL J.B. DESIGNS 0285 658122
15 Market Place, Cirencester, Glos, GL7 2PB



ELMASET INSTRUMENT CASE

300 x 133 x 217mm deep £10 ea (£2.20)

REGULATORS

LM317T PLASTIC TO220 variable £1
LM317 METAL £2.20
7812 METAL 12V 1A £1
7805/12/15/24V plastic 35p 100+20p 1000+ 15p
7905/12/15/24 plastic 35p 100+20p 1000+ 15p
CA3085 T099 variable reg 2/£1
LM338 5A VARIABLE £5

COMPUTER ICs

IM6402 UART £3
8086 processor equipment £3.80
USED 41256-15 £4.20
USED 41256-15 £1
4164-15 ex equipment £36
9 x 41256-15 SIMM MODULE NEW £8
8 x 4164-15 SIP MODULE NEW £4
41256-10 SURFACE MOUNT EX NEW BOARDS £2
HD146818 CLOCK IC £6
2864 EPROM £3.20
27128A 250ns EPROM NEW £10 ea
FLOPPY DISC CONTROLLER CHIPS 1771 £16 ea
68008 PROCESSOR EX-EQPT £5
ALL USED EPROMS ERASED AND BLANK CHECKED CAN BE PROGRAMMED IF DESIRED.
2764-30 USED £2
2716-45 USED £2 100/£1
2732-45 USED £2 100/£1
2764-30 USED £2 100/£1.60
27128-25/30 USED £3
27C256-30 USED £5
1702 EPROM EX EQPT £5
2114 EX EQPT 60p 4116 EX EQPT 70p
6264-15 8k static ram £6
4416 RAM £3.50
USED 4416-15 RAM £2
ZN427E-8 £3.50
ZN428E-8 £3.50

CRYSTAL OSCILLATOR

1.8342 MHz £1 each

CRYSTALS

2.77 MHz/4.9152 MHz/49.504MHz £1 each

TRANSISTORS

BC107, BCY70 PREFORMED LEADS
full spec £1 £4/100 £30/1000
BC557, BC548B 30/£1 £3.50/100

SIL RESISTOR NETWORKS

8 PIN 10k 22k 5/£1
8 PIN 22k 5/£1
10 PIN 68R 180R 22k 5/£1

POWER TRANSISTORS

OC35 (Marked CV7084) £1
POWER FET IRF9531 8A 60V 2/£1
25C1520 sim BF259 3/£1 100/£259
TIP141/2 £1 ea TIP112/125/42B 2/£1
TIP35B TIP35C £1.50
SE9301 100V 10A DARL. SIM TIP121 2/£1
2N3055 EX EQPT TESTED 4/£1
PLASTIC 3055 OR 2955 equiv 50p 100/£35
2N3773 NPN 25A 160V £1.80 10/£16

QUARTZ HALOGEN LAMPS

A1/216 24V 150 WATTS £2.25
H1 12V 50W (CAR SPOT) £1.50

ZIF SOCKETS 2/£1.50
TEXTOL single in line 32 way. Can be ganged (coupling supplied) for use with any dual in line devices.

LARGE ELECTROLYTIC CAPACITORS COMPUTER GRADE

3300uF 350V SIC SAFCO FELSIC 037 £6 (£1.50)
2200uF 160V SIC SAFCO FELSIC C038 £4 (£1.20)

TURNS COUNTING DIALS FOR MULTI TURN POTENTIOMETERS

all for 0.25" shaft
10 turn dial 21 mm dia. fits 3mm spindle £2
10 turn digital dial (3 digits) for 3mm or 6mm shaft £3.50
10 turn clock face dial for 6mm spindle £4

MISCELLANEOUS

SLOPING FRONT PLASTIC CASE 225 x 215 x £4.90 (£1)
76 mm WITH ALI FRONT PANEL 200 x 130mm
HUMIDITY SWITCH ADJUSTABLE £2
WIRE ENDED FUSES 0.25A 30/£1
NEW ULTRASONIC TRANSDUCERS 40kHz £2/pair
12 CORE CABLE 7/0.2mm OVERALL SCREEN £1/3 metres
POWERFUL SMALL CYLINDRICAL MAGNETS 3/£1
OP AMP LM10CLN £2.90
BNC 50 OHM SCREENED CHASSIS SOCKET 3/£1

BNC TO CROC CLIPS LEAD 1 metre £1

MOULDED INDUCTOR 470µH
size of a 1 watt film resistor 5/£1

TO-220 HEAT SINK sim RS 403-162 10/£2.50

SMALL MICROWAVE DIODES AEI DC1028A 2/£1

D.I.L. SWITCHES 10 WAY £1 8 WAY 80p 4/5/6 WAY 50p

180 volt 1 watt ZENERS also 12v & 75v 20/£1

PLASTIC EQUIPMENT CASE 9 x 6 x 1.25 in. WITH FRONT AND REAR PANELS CONTAINING PCB WITH EPROM 2764-30 AND ICS 7417 LS30 LS32 LS74 LS367 LM311 7805 REG. 9 WAY D PLUG, PUSH BUTTON SWITCH, DIN SOCKET £1.90

VN10LM 60V 1/2A 50hm TO-92 mosfet 4/£1 100/£20

MIN GLASS NEONS 10/£1

RELAY 5v 2 pole changeover looks like RS 355-741 marked STC 47WB05T £1 ea

MINIATURE CO-AX FREE PLUG RS 456-071 2/£1

MINIATURE CO-AX FREE SKT. RS 456-273 2/£1.50

DIL REED RELAY 2 POLE n/o CONTACTS £1

PCB WITH 2N2646 UNIJUNCTION with 12v 4 POLE RELAY £1

400m 0.5w thick film resistors (yes four hundred megohms) 4/£1

MINIATURE CO-AX FREE PLUG RS 456-071 2/£1

MINIATURE CO-AX FREE SKT. RS 456-273 2/£1.50

STRAIN GAUGES 40 ohm Foil type polyester backed balco grid alloy £1.50 ea 10+ £1

ELECTRET MICROPHONE INSERT £0.90

Linear Hall effect IC Micro Switch no 613 SS4 sim RS 304-267 £2.50 100+ £1.50

HALL EFFECT IC UGS3040 + MAGNET £1

OSCILLOSCOPE PROBE SWITCHED X1 X10 £10

CHEAP PHONO PLUGS 100/£2 1000/£18

1 pole 12 way rotary switch 4/£1

AUDIO ICS LM380 LM386 £1 ea

555 TIMER 5/1 741 OP AMP 5/£1

ZN414 AM RADIO CHIP 80p

COAX PLUGS nice ones 4/£1

COAX BACK TO BACK JOINERS 3/£1

4 x 4 MEMBRANE KEYBOARD £1.50

15,000uF 40V £2.50 (£1.25)

INDUCTOR 20uH 1.5A 5/£1

NEW BT PLUG + LEAD £1.50

1.25" PANEL FUSEHOLDERS 3/£1

CHROMED STEEL HINGES 14.5 x 1" OPEN £1 each

12v 1.2w small wire ended lamps fit AUDI VW TR7 SAAB VOLVO 10/£1

12V MES LAMPS 10/£1

STEREO CASSETTE HEAD £2

MONO CASS. HEAD £1 ERASE HEAD 50p

THERMAL CUT OUTS 50 77 85 120°C £1 ea

THERMAL FUSE 121°C 240V 15A 5/£1

TRANSISTOR MOUNTING PADS TO-5/TO-18 £3/1000

TO-3 TRANSISTOR COVERS 10/£1

STICK ON CABINET FEET 30/£1

PCB PINS FIT 0.1" VERO 200/£1

TO-220 micas + bushes 10/50p 100/£2

TO-3 micas + bushes 15/£1

PTFE min screened cable 10m/£1

Large heat shrink sleeving pack £2

CERAMIC FILTERS 6M/9M/10.7M 50p 100/£20

MAINS LEAD WITH MOULDED 13A PLUG AND IEC SOCKET £1.50

IEC chassis plug rfi filter 10A £3

Potentiometers short spindles values 2k5 10k 25k 1m 5/£1

2M5 lin 5/£1

500k lin 500k log 4/£1

40KHz ULTRASONIC TRANSDUCERS EX-EQPT NO DATA £1/p

PLESSEY INVERTER TRANSFORMER 50 CYCLES

11.5-0-11.5V to 240V 200VA £6 (£3)

ZENERS

5.6V 1W3 SEMIKRON 50K AVAILABLE @£25/1000
SUPPRESSOR OF606 120V BI DIRECTIONAL ZENER
IN 3 AMP W/E PACKAGE 5/£1

DIODES AND RECTIFIERS

1N4148 100/£1.50
1N4004/SD4 1A 300V 100/£3
1N5401 3A 100V 10/£1
BA158 1A 400V fast recovery 100/£3
BA159 1A 1000V fast recovery 100/£4
120V 35A STUD 65p
BY127 1200V 1.2A 10/£1
BY254 800V 3A 8/£1
BY255 1300V 3A 6/£1
6A 100V SIMILAR MR751 4/£1
1A 800V BRIDGE RECTIFIER 4/£1
4A 100V BRIDGE 3/£1
6A 100V BRIDGE 2/£1
8A 200V BRIDGE 2/£1.35
10A 200V BRIDGE £1.50
25A 200V BRIDGE £2 10/£18
25A 400V BRIDGE £2.50 10/£22

SCRs

PULSE TRANSFORMERS 1:1+1 £1.25
2P4M EQUIV C106D 3/£1
MCR72-6 10A 600V SCR £1
35A 600V STUD SCR £2

TICV106D 800mA 400V SCR 3/£1 100/£15
MEU21 PROG. UNIJUNCTION 3/£1

TRIACS

BT137-600 8A TO-220 2/£1
BT138-600 12A TO-220 70p
NEC TRIAC AC08F 8A 600V TO220 5/£2 100/£30
TXAL225 8A 400V 5mA GATE 2/£1 100/£35
TRAL2230D 30A 400V ISOLATED STUD £4 each

DIACS 4/£1

CONNECTORS

D25 IDC SOCKET FUJITSU £2
34 way card edge IDC CONNECTOR (disk drive type) £1.25
CENTRONICS 36 WAY IDC PLUG £2.50
CENTRONICS 36 WAY IDC SKT £4.00
BBC TO CENTRONICS PRINTER LEAD 1.5M £3.50
CENTRONICS 36 WAY PLUG SOLDER TYPE £4
USED CENTRONICS 36W PLUG+SKT £3

USED D CONNECTORS price per pair
D9 60p, D15 £1.50, D25 £2, D37 £2, D50 £3.50 covers 50p ea.

WIRE WOUND RESISTORS

W21 or sim 2.5W 10 of one value £1
R10 OR15 OR22 2R0 2R7 4R7 5R0 5R6 8R2 10R 12R 15R 18R
20R 22R 27R 33R 47R 56R 62R 91R 120R 180R 390R 430R
470R 680R 820R 910R 1K 1K15 1K2 1K5 1K8 2K4 2K7 3K3 3K0 5K0
R05 (50 milli-ohm) 1% 3w 4 FOR £1
W22 or sim 6W 7 OF ONE VALUE £1
R47 R62 1R0 1R5 1R8 3R3 6R8 9R1 12R 20R 24R 27R 33R 51R
56R 62R 68R 100R 120R 180R 220R 390R 560R 620R 910R
1K0 1K2 1K5 1K8 2K2 2K7 3K3 3K9 4K7 8K2 10k 15k 16k 20k
W23 or sim 9W 16 of one value £1
R22 R47 1R0 1R1 1R5 5R6 62R 100R 120R 180R 220R 300R
390R 680R 1K0 1K5 5K1 10K
W24 or sim 12W 4 OF ONE VALUE £1
R50 2R0 9R1 18R 22R 27R 56R 68R 75R 82R 100R 150R 180R
200R 220R 270R 400R 620R 1K0 6K8 8K2 10K 15K

PHOTO DEVICES

SLOTTED OPTO-SWITCH OPCOA OPB815 £1.30
2N5777 50p
TIL81 PHOTO TRANSISTOR £1
TIL38 INFRA RED LED 5/£1
4N25, OP12252 OPTO ISOLATOR 50p
PHOTO DIODE 50p 6/£2
MEL12 (PHOTO DARLINGTON BASE n/c) 50p
RPY58A LDR 50p ORP12 LDR 70p
LEDs RED 3 or 5mm 12/£1 100/£6
LEDs GREEN OR YELLOW 10/£1 100/£6.50
LEDs ASSORTED RD/GN/YW + INFRA/RED 200/£5
FLASHING RED OR GREEN LED 5mm 50p 100/£35

STC NTC BEAD THERMISTORS

G22 220R, G13 1K, G23 2K, G24 20K, G54 50K, G25 200K,
G16 1M, RES @ 20°C DIRECTLY HEATED TYPE £1 ea
FS22BW NTC BEAD INSIDE END OF 1" GLASS PROBE £1 ea
RES @ 20°C 200R

CERMET MULTI TURN PRESETS 3/4"

10R 20R 100R 200R 250R 500R 2K 2K2 2K5 5K 10K 47K
50K 100K 200K 500K 2M2 50p each

IC SOCKETS

6 pin 15/£1 8 pin 12/£1 14/16 pin 10/£1 18/20 pin 7/£1,
22/24/28 pin 4/£1 40 pin 30p

SOLID STATE RELAYS

40A 250V AC SOLID STATE RELAYS £18

POLYESTER/POLYCARB CAPS

100n 63v 5mm 20/£1 100/£3 1000/£25
1n/3n/5n/6n/2/10n 1% 63v 10mm 100/£6
10n/15n/22n/33n/47n/68n 10mm rad 100/£3.50
100n 250v radial 10mm 100/£3
100n 600v sprague axial 10/£1 100/£6 (£1)
2u2 160v rad 22mm 100/£10
10n/33n/47n 250v ac x rated 15mm 10/£1
470n 250v ac x rated rad 4/£1
1U 600V MIXED DIELECTRIC 50p ea.

RF BITS

12 volt CO-AXIAL relays sim. RS 349-686 £6
Ex-equipment, with BNC tails
TRIMMER CAPS ALL 4/50p
8/£1 SMALL 5pF 2 pin mounting 5mm centres
6/£1 SMALL MULLARD 2 to 22pF 4/50p
4/£1 SMALL MULLARD 5 to 50pF 4/50p
4/£1 grey larger type 2 to 25pF
3/£1 TRANSISTORS 2N4427 60p
2/£1 FEED THRU CERAMIC CAPS 1000pF 10/£1

MINIATURE RELAYS Suitable for RF

5 volt coil 1 pole changeover £1
5 volt coil 2 pole changeover £1
12 volt coil 1 pole changeover £1

MONOLITHIC CERAMIC CAPACITORS

£1 10n 50v 2.5mm 100/£4.50
£2 100n 50v 2.5mm or 5mm 100/£6

MAIL ORDER ONLY

MIN CASH ORDER £3.00 OFFICIAL ORDERS WELCOME
UNIVERSITIES COLLEGES SCHOOLS GOVT DEPARTMENTS
MIN. ACCOUNT ORDER £10.00

P&P AS SHOWN IN BRACKETS (HEAVY ITEMS)
65p OTHERWISE (LIGHT ITEMS)

ADD 15% VAT TO TOTAL
ELECTRONIC COMPONENTS
BOUGHT FOR CASH



KEYTRONICS

TEL. 0279-505543

FAX. 0279-757656

P O BOX 634

BISHOPS STORTFORD

HERTFORDSHIRE CM23 2RX



Encryption is not new. Ever since man stopped wandering the earth and started congregating in groups, secret messages have been whispered. The slaves in ancient Greece had their heads shaved, a message written, and when the hair grew again, the slave was sent to his destination to have his hair shaved again. This method is too slow and insecure for modern business needs.

New methods grow out of old and although the older, classical, methods of encryption would not stand up to modern methods of cryptanalysis (code breaking) it is worthwhile to explore the underlying principles.

After a survey of old methods, a modern method called the Data Encryption Standard will be explored. The key for encrypting a message is vital to both sender and receiver and methods of managing these will be discussed.

CIPHER SECURITY

Encoding a message may appear to be sufficient security, but there is nothing to stop an eavesdropper from recording the meaningless garble, and transmitting it again and again at a later date. This will

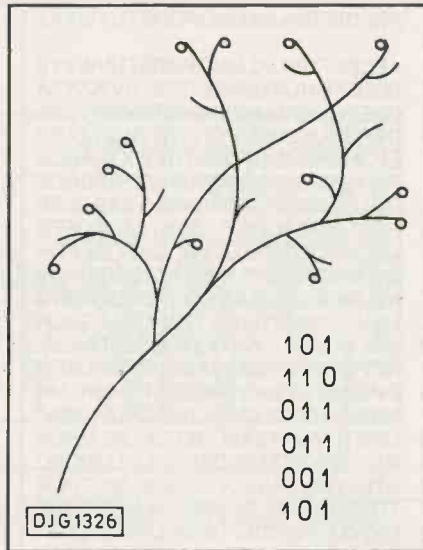


Fig.1. Fruit tree steganography

**Htuhjuyinyt
- Ceauinhtoux
nehtinvcoh!**

alphabet by means of a key. Examples will make the differences clear later.

A type of code called nomenclators were used around 1380. This method replaced the names of people and places so as to disguise the sentences. Twenty years later word groups like "in the" were also replaced. One of the weaknesses of a cipher in any language is the number of times certain letters and words repeat.

The users of nomenclators were aware of this drawback and used other equivalents which they called homophones. Even though nomenclators was not such a clever system it survived till the 19th century when stronger codes became necessary. Also telegraph transmission meant that lengthy messages were out of place.

STEGANOGRAPHY

One form of steganography is to draw a picture of a tree with fruits on it, Fig.1. Then reading the code from the trunk and reading clockwise the recipient puts down 1 for a twig with fruit and 0 for a twig without fruit. Enclosed areas are ignored.

The parties could agree that the binary digits be grouped in threes and whether enclosed areas will be included or left out.

ENCRYPTION

cause confusion and inconvenience to the communicating parties, and may well do worse. This is where authentication comes in, to prove the origin of the message.

With large volumes of business done by data communication electronic mail spewing out of printers is replacing the handwritten word. This causes a problem since there is no signature to important contracts. The digital signature comes into its own here.

The security of a cipher, or code, can never be proved. The proof is more by default, that is, the longer it remains uncracked, the more confidence people have in it. Attackers come in all shapes and sizes, from the programmer with a good deal of inside information to the genuine cloak and dagger military spy.

Both commercial as well as military espionage is big business but espionage may not be motivated simply by financial gain. There is always the employee bearing a grudge against the firm or the undergraduate student who regards encryption as a challenge.

In most instances the attackers' (or hackers as they are known) time is unlimited and uncoded. And the excitement at drawing first blood often leads to more ambiguous ventures. On the other hand, those whose job it is to guard the data are usually paid by a firm and work office hours.

BY MIKE SANDERS

DEFINITIONS

Key management is the process of choosing keys and ensuring they are distributed to authorised users only.

The key space is a domain from which the key values are chosen. For instance, old methods of encryption used the 26 values of the alphabet giving a key space of factorial twenty-six (26!). Modern methods would use about 20 decimal digits giving a key space of 10²⁰. If on the other hand 20 binary digits are used, the key space is 2²⁰.

Codes used to encipher a string of characters without breaking them up are called stream ciphers.

HISTORY OF CODING

The earliest form of coding was steganography which means covered writing as in the case of writing on slaves' heads. The other form was cryptography which means hidden writing as in the case of substituting letters of the alphabet. Cryptography took the form of substitution as well as transposition.

Substitution was usually a prearranged scrambling of the alphabet whereas transposition involved scrambling the

Steganography is practised in modern ciphers when blank spaces are filled with random letters or numbers.

CAESAR CIPHER

This is an example of a substitution cipher where the alphabet is displaced by three letters as follows:

Plaintext	A B C D E F G H I J K L M
	N O P Q R S T U V W X Y Z
Cipher	Y Z A B C D E F G H I J K L
	M N O P Q R S T U V W X

Slightly better is a randomly jumbled alphabet, for instance:

Plaintext	A B C D E F G H I J K L M
	N O P Q R S T U V W X Y Z
Cipher	X A W C B Y H V D E G U F
	S Z T R L M Q I P J K O N

Then to encipher a message the plaintext is read off against the cipher as follows:

Message	C A E S A R H A S B E E N
	M U R D E R E D
Enciphered	W X B M X L V X M
	A B B S F I L C B L B C

Spaces are always left out between words. It is bad enough having particular letters repeating themselves in a given language, but putting in spaces as well is a dead giveaway. In the English language for instance, the letter E appears 13% of the time and the letter T appears in 9% of a long enough text.

Code books of this nature are not useful for modern applications. Apart from the fact that the code is not strong enough, code books are slow to look up and it is also slow work to change the code. In addition there is a security risk in printing and distributing the books.

The number of different ways it is possible to jumble the English alphabet is 26! or about 4×10^{26} . It appears good but that is a false sense of security. The main drawback is the frequency with which certain letters come up if one can guess at the language being used. In addition sentences contain many superfluous (redundant) words.

Once the frequent letters have been deduced, the rest can be guessed, like reading a garbled radio message. The above code is called a monoalphabetic substitution since letters are substituted individually. It may seem that enciphering a message twice in this fashion using two different ciphers will double the security. Unfortunately this is no different from enciphering the message once using a cipher which is an equivalent of the first two ciphers.

As people get more clever and as computers become more powerful for codebreaking purposes, ciphers have to be made stronger. One of the requirements for modern encipherment is that changing even one bit of the encipherment key should produce a large change in the enciphered message. This means that if a cryptanalyst (a codebreaker) guesses some of the bits in the key, he is still unable to solve the code.

THE VIGENERE CIPHER

In 1586 Vigenere invented a table, Fig.2. This was to be used in conjunction with a key chosen by the communicating parties. For instance if the keyword is COMET a message can be encoded by reading each letter of the message from the top row of letters above the table and the corresponding letter of the key from the vertical alphabet.

For instance:

Message	TENSTICKSOFDYN AMITE
Key	COMETCOMETCO METCOME
Enciphered	VSZWMKQWWHHR KRTOWFI

From the letter T in the top row of the alphabet, a vertical line is drawn downwards and from the letter C in the side column of the alphabet a line is drawn horizontally. The lines meet at the letter V and the enciphered text is obtained similarly for the other letters.

This code is harder to break and one of the best methods of attack on a Vigenere code is the probable word attack. That is, if a word is known to exist in the message, this is a good starting point.

	ABCDEFGHIJKLMN	OPQRSTUVWXYZ
A	ABCDEFGHIJKLMN	OPQRSTUVWXYZ
B	BCDEFGHIJKLMN	OPQRSTUVWXYZA
C	CDEFGHIJKLMN	OPQRSTUVWXYZAB
D	DEFGHIJKLMN	OPQRSTUVWXYZABC
E	EFGHIJKLMN	OPQRSTUVWXYZABCD
F	FGHIJKLMN	OPQRSTUVWXYZABCDE
G	GHIJKLMN	OPQRSTUVWXYZABCDEF
H	HJKLMN	OPQRSTUVWXYZABCDEFG
I	IJKLMN	OPQRSTUVWXYZABCDEFGH
J	JKLMN	OPQRSTUVWXYZABCDEFGHI
K	KLMN	OPQRSTUVWXYZABCDEFGHIJ
L	LMN	OPQRSTUVWXYZABCDEFGHIJK
M	MN	OPQRSTUVWXYZABCDEFGHIJKL
N	N	OPQRSTUVWXYZABCDEFGHIJKLM
O		OPQRSTUVWXYZABCDEFGHIJKLMN
P		OPQRSTUVWXYZABCDEFGHIJKLMNO
Q		OPQRSTUVWXYZABCDEFGHIJKLMNOP
R		OPQRSTUVWXYZABCDEFGHIJKLMNOPQ
S		OPQRSTUVWXYZABCDEFGHIJKLMNOPQR
T		OPQRSTUVWXYZABCDEFGHIJKLMNOPQRS
U		OPQRSTUVWXYZABCDEFGHIJKLMNOPQRST
V		OPQRSTUVWXYZABCDEFGHIJKLMNOPQRSTU
W		OPQRSTUVWXYZABCDEFGHIJKLMNOPQRSTUV
X		OPQRSTUVWXYZABCDEFGHIJKLMNOPQRSTUWX
Y		OPQRSTUVWXYZABCDEFGHIJKLMNOPQRSTUWXYZ
Z		OPQRSTUVWXYZABCDEFGHIJKLMNOPQRSTUVWXYZ

Fig.2. Vigenere table

TRANSPOSITION CIPHERS

In this method letters are exchanged or scrambled according to a key. The Greeks used this method by wrapping a narrow strip of parchment around a scytale (staff). The message was then written along the length of the staff and when the parchment was unwrapped there was a meaningless jumble of letters.

The main disadvantage was that the parchment had to be rewrapped very carefully around a stick of the same length and diameter.

An example of a transposition cipher is:

Message	SENDINGFIFTYTO NSOFGOLD
Enciphered	NDSEGFINTYIFNS TOGOOFABLD

3	4	1	2	Key
N	D	S	E	
G	F	I	N	
T	Y	I	F	
N	S	T	O	
G	O	O	F	
A	B	L	D	

A key is chosen of say four digits, then jumbled say in the form 3412. Now the message is grouped in four letters and each group numbered 1234. After that it is a simple matter to place each letter under its corresponding number in the key to form the rows. For instance SEND (1234) becomes NDSE (3412) and so on.

The enciphered message then becomes all the rows joined together. If there is a shortage of letters in the message, random letters are used instead of unusual ones like

Z. In this example two blank spaces would have been left in the block under the key so the random letters A B were tagged onto the end of the message.

In the transposition cipher, it is easy to remember the key if it is a word rather than numbers. If ORANGE is the key then the letters are numbered in the order in which they occur in the alphabet:

O	R	A	N	G	E
5	6	1	4	3	2

A is 1 and since there is no B, C, D, then E is 2, etc. The message is then numbered as before.

Message
WHENTHESAINSGOMARCHINGINCFEJK
123456123456123456123456

The last five letters are random and the groups are now arranged under the key.

O	R	A	N	G	E
5	6	1	4	3	2
T	H	W	N	E	H
N	T	E	I	A	S
A	R	S	M	O	G
G	I	C	N	I	H
K	J	N	E	F	C

The final enciphered message is a string of all the rows:

THWNEHNTEIASARSMOGGICNIHKJNEFC

The Nihilist cipher is a combination of row and column re-arrangements by the application of a keyboard horizontally and vertically. For example:

Message:
THEQUICKBROWNFOX
1 2 3 4 1 2 3 4 1 2 3 4 1 2 3 4

	M	I	N	T
	2	1	3	4
M	2	H	T	E
I	1	I	U	C
N	3	R	B	O
T	4	F	N	O

Using the keyword MINT, the letters are arranged as before according to the keyword at the top. But when the rows are finally strung together, they are joined together in the order dictated by the vertical keyword. That is IUCK is transmitted first, followed by HTEQ, etc as follows:

Enciphered: IUCKHTEQRBOWFNOX

THE JEFFERSON CYLINDER

The US President Thomas Jefferson is said to have invented this cylinder around 1790. There were 36 discs, each with a jumbled alphabet and the discs were



numbered so that the order in which they were inserted onto the spindle could be changed.

The number of choices in which 36 discs can be assembled in 10^{11} and this is the key domain. The discs were rotated so that the message lined up against an index bar and then the enciphered message was found by moving the index bar to one of the other 25 positions.

The received enciphered message was lined up against the index bar and the message appeared somewhere on the cylinder. The US Navy adopted this method from 1920 onwards for several years.

THE WHEATSTONE DISC

The Wheatstone disc, Fig.3, was invented by Wadsworth in 1817 and developed by Wheatstone in 1860. Basically it consisted of an inner and outer disc with two pointers. The outer disc had 26 letters and a space and the inner disc has 26 letters without a space.

The gear on the pointers is arranged so that when the long pointer (outer disc) has travelled over 26 letters, the inner one has travelled over only 25. This means that the pointers will be one letter out of step after the first revolution.

In order to encipher a message, the longer pointer is moved to the alphabets clockwise and space is included as a character. The enciphered message is then read off the inner disc. Because space is treated as a character on the outer disc but not on the inner disc an interesting thing happens. A change of alphabet takes place at the end of each word and this also happens when letters are repeated within a word since the longer pointer must make another revolution. This is called chaining and has important implications in modern methods.

THE ENIGMA

The Enigma was the name given to the machine used for encoding German military messages during the second World War. It was a Dutch invention of 1920 and worked like a mileage recorder on a car. There were three rotors each with twenty-six positions and turning on the same shaft.

A later model used four rotors. Alphabetic substitution was achieved by cross connecting the rotors and the drive to the rotors was either electric or pneumatic. Two people were required to operate the machine, one to type the message on a keyboard and another to read the indicator lamps and write the encrypted message.

A stock of rotors was held and whenever these were changed, the new combination was transmitted as header information. This was a serious drawback and the Germans changed the method twice. In spite of that, the Allied forces broke the code regularly in

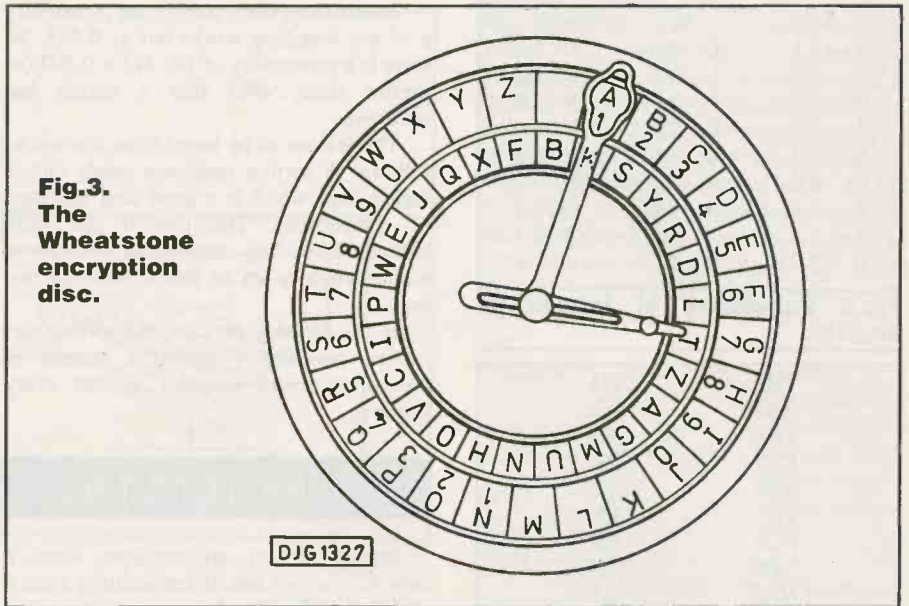


Fig.3.
The
Wheatstone
encryption
disc.

France, Poland and at the Government Code and Cipher School in Bletchley Park.

Attempts to automate codes by using a printer go back to 1880 with a printer invented by De Viaris. The famous M209 of Boris Hagelin was also used in quantity during the Second World War. The Siemens and Halske telegraph cipher was used as an on-line (real time) machine from 1930 to 1945 and used ten wheels of size 47, 53, 59, 61, 64, 65, 69, 71 and 73 characters.

LETTER FREQUENCIES

If a cryptanalyst wants to break an alphabetic code, the first thing to do is decide which language is being used. This is done with a letter frequency count assuming the text is long enough. Fig.4

shows the percentage of time that the most popular letters feature in English and German.

For instance the letter O features highly in English but low in German. On the other hand the letter Q is used a lot in Italian and French but very little in German and English. Once the language has been guessed the next thing to do is find the most popular letters. Once again tables come in handy and assuming the languages is English, Fig.5 shows how often each letter is used in a long enough text.

The most popular letters and the least popular letters are the most useful in breaking the code. The next useful item in breaking the code is combinations of two and three letters called diagrams and trigrams shown in Fig.6. So the art is well understood and modern techniques must resort to more sophisticated methods.




Fig.4.
Frequency
ranking of
letters.

%	%	%
E 13.1	D 4.1	G 1.4
T 9.0	L 3.6	B 1.3
O 8.2	C 2.9	V 1.0
A 7.8	F 2.9	K 0.4
N 7.3	U 2.8	X 0.3
I 6.8	M 2.6	J 0.2
R 6.6	P 2.2	Q 0.1
S 6.5	Y 1.5	Z 0.1
H 5.9	W 1.5	

Fig.5 Popularity of letters in English

THE	TH
AND	HE
THA	AN
ENT	IN
ION	ER
TIO	RE
FOR	ES
NDE	ON
HAS	EA
NCE	TI

Fig.6 Popular English trigrams and digrams

MANY HAPPY RETURNS

How many people are required so that it is likely that two people will have the same birthday? The answer is 23 and is often known as the birthday paradox because the figure is so low. Of course, by likely we mean a greater than 50% chance or 0.5 in probability theory.

This has important ramifications in calculating the security of a code or key domain. Just because a key is chosen from a large domain does not make it vastly more secure than one chosen from a smaller domain.

To prove the birthday paradox, suppose r people were chosen at random and the n (365) days of the year written on a piece of paper. Now each person is asked his date of birth and the date crossed on the paper in order to assess the probability that a match does not occur, ie the same date is not crossed out twice.

For the first person the probability of no match is 100% or 1. Then there are only $(n-1)$ days left and for the second person the probability of not matching the crossed out data is $(n-1)/n$. For the third person the probability is $(n-1)/n$, etc. The total probability is now:

$$\frac{n}{n} \cdot \frac{n-1}{n} \cdot \frac{n-2}{n}$$

For r people the probability of not getting a matching date is:

$$P = \frac{n(n-1)(n-2)\dots(n-r+1)}{n^r}$$

$$p = \frac{n!}{(n-r)!n^r}$$

Substituting $r=23$, $n=365$, the probability p of not matching works out as 0.493. So there is a probability of $1-0.493 = 0.507$ (or greater than 50%) that a match has occurred.

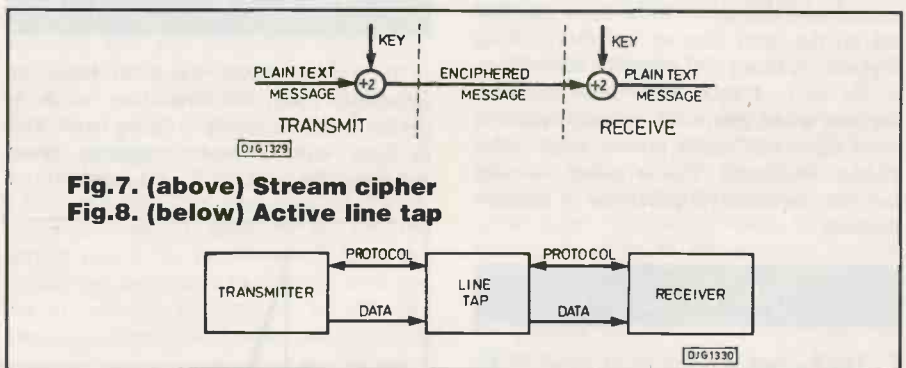
The lessons to be learnt from this are as follows: A sorting operation needs only $r \log_2 r$ steps which is a great deal less than r^2 comparisons. Therefore if one were looking for a key one would look for a match within a set or match between two sets.

In the birthday paradox, the sorting was carried out with r against n instead of comparing every single r against every single n .

STREAM CIPHERS

Stream ciphers are required when a communications link is transmitting from a source that does not have storage facilities. The Vigenere cipher is an example of a stream cipher and the Vernam cipher is a modern cipher of the same kind except that one uses characters and the other uses bits. The Enigma machines also operated in the stream cipher mode.

In 1917 Vernam was working for the US company AT&T on ciphers for telegraphy when he decided to combine random characters with the plain text, Fig.7. This was done in an exclusive-OR fashion. If loops of tape with random numbers are used only once at each end then it is almost impossible to break the code.



These tapes are called 'one time' tapes since they are used only once and then discarded. This is the method used in the Washington to Moscow 'hot-line' and also the 'one-time' pads used by spies. An identical pad is used by the sender and receiver and these pads have random numbers printed on each tear-off sheet. Each sheet is used once and then destroyed.

Although the method is brilliant, there are two drawbacks. One is that the key (the random number) needs to be large enough to carry the message and the other is that a new key must be used each time. If the same key is used for two messages, an exclusive-OR operation on the two enciphered messages gets rid of the key. Effective methods are usually brilliant in their simplicity, but often have a small drawback.

LINE TAPS

Talking of spies, foreign powers often listen to each other's microwave transmission by instructing their embassies to eavesdrop and make recordings. Although such traffic does not carry military information in unencrypted form, there is enough commercial and social gossip that can be used to advantage.

There are active and passive taps. Just listening is classed as a passive tap, and listening to radio transmission is one of the easiest since one does not have to physically hook up to the transmission path.

An active tap on the other hand means physically interfering with the transmission, (Fig.8), to divert, change, or repeat the messages. In the days of telegraph it was a simple matter to introduce a wire tap on the line. Today the choice of modulation and data protocols make a physical tap more difficult. However, a tap is not impossible, particularly if the transmitter and receiver are allowed to establish contact before the eavesdropper interferes.

NETWORK ENCIPHERMENT

In a communications network which may include the public telephone network, the systems engineer has to decide how much of the network should be encrypted.

Fig.9 applies equally if a network is wholly private or if parts of it are public.

Encryption may be carried out:

- Line by line between nodes, eg node B to C.
- Within nodes only.
- End to end, eg terminal 3 to terminal 5 as shown by the dotted line in Fig.9.

A modern algorithm like the United States DES relies on a secure key for coding since the algorithm is public. It is quite possible to investigate the electronics within an encryption module to find out how it is done. This is not a giveaway since a public standard is required in any case so as to communicate across the various public and private networks.

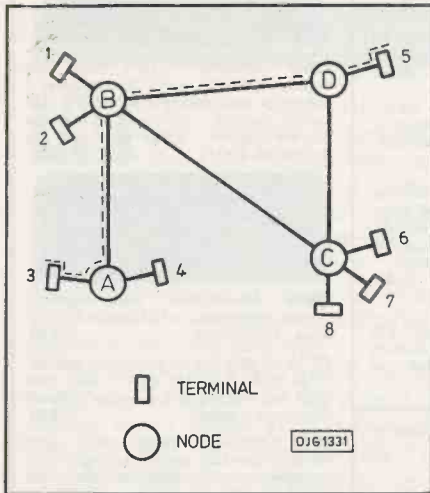


Fig.9. Network encryption

DATA ENCRYPTON STANDARD

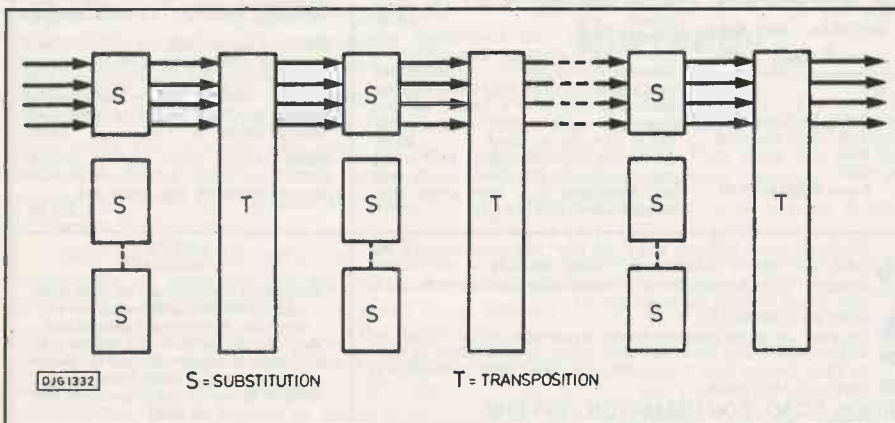
The National Bureau of Standards (NBS) within the US Department of Commerce was given the job of establishing a standard. In 1973 the NBS invited ideas for an algorithm but the response was poor and in 1974, there was a second invitation for ideas.

The IBM system called Lucifer seemed like a good one. It was invented in 1970 for an autobank teller machine (atm). Lucifer is product cipher, ie a combination of substitution and transposition. In 1975, IBM agreed to issue a free licence so that Lucifer could be used in the DES.

Shannon showed that weak ciphers could be made strong by combining substitution and transposition. Fig.10 shows how these are combined. Of course, a machine is required to encipher and decipher since humans would be too slow and inaccurate. Shannon called substitution 'confusion' and transposition 'diffusion'.

Lucifer uses 4 bit substitution (S) boxes in the input whereas DES uses 6 bit S boxes. Both use 4 bit S boxes in the output. The Lucifer block size is 128 bits, but DES uses a 64 bit key and accepts data in 64 bit blocks.

Fig.10. Combining S and T boxes.



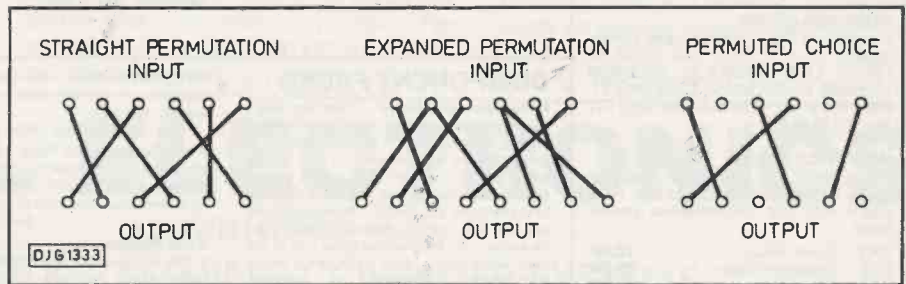
The code can be strengthened if each stage of S box Fig.10, is different. If each S box operates on 4 bits then (2^4) different S boxes are obtained. An S box contains a read only memory (rom) and a block of 128 bits would require 32 S boxes $(128/4)$.

This rom would need to store 16 words of 4 bits each and the information required to obtain an invertible transformation of 4 bits in $\log_2(16)! = 44.2$. Sixteen stages of S and T boxes make the key size $32 \times 44 \times 16 = 22,528$ bits. This is much too big and only two different S boxes are used bringing the key size down to 512 (32×16) .

This is reduced to 128 bits since each key bit is used four times. The key is also involved in a module 2 operation of certain bits in the key, a process called interruption in between the substitution and transposition processes.

The 128 bit key size and data block size of Lucifer gives 2^{128} different ways of mapping a message into a cipher. This is much smaller than $(2^{128})!$ Which is the number of different ways of mapping 128 bits into a 128 bit field.

Fig.11. Permutations



It is not intended to delve too deeply into the DES algorithm but the basic processes are permutations, module 2 additions and substitutions. There are three types of permutation, Fig.11:

- i) the straight permutation where every input bit is changed to a different output bit.
- ii) the expanded permutation giving more output bits than input bits.
- iii) the permuted choice where only some of the input bits are changed.

In order to ease the implementation of the algorithm the DES carries out an initial permutation, as in Fig.12, which is not really part of the encryption process. In this reallocation process input bit 7 appears as

58	50	42	34	26	18	10	2
60	52	4	36	28	20	12	4
62	54	46	38	30	22	14	6
64	56	48	40	32	24	16	8
51	49	41	33	25	17	9	1
59	51	43	35	27	19	11	3
61	53	45	37	29	21	13	5
63	55	47	39	31	23	15	7

Fig.12 DES initial permutation

Fig.13 Weak keys

01	01	01	01	01	01	01	01
FE	FE	FE	FE	FE	FE	FE	FE
1F	1F	1F	1F	0E	0E	0E	0E
EO	EO	EO	EO	F1	F1	F1	F1

output bit 64, input bit 4 appears as output bit 16 and so on.

Similarly output bit 8 corresponds to input bit 2, output bit 24 corresponds to input bit 6 and so on.

Keys used in the DES algorithm have one or two pitfalls and as long as these are known and avoided, no harm is done. There are weak keys and semi-weak keys known collectively as dual keys by the NBS. The

weak keys are shown in Fig.13 in hexadecimal.

From the main key, the algorithm calculates sub keys K_1 to K_{16} and if the main key contains all zeros or all ones then the effect of applying encryption to a message is the same effect as applying the deciphering command. Stated another way, if the encryption process is applied twice to a message text, the original message appears again as plain text. This feature is called involution.

The semi-weak keys are alternate ones and zeros (0101) contained in one of the shift registers.

Another weakness in the DES algorithm is a feature called complementation. This means that if a complement of the plain message is encrypted with the complement of the secret key, a complement of the enciphered message is obtained.

NEXT MONTH:
We continue examining DES modes and hardware, then take a close look at public key ciphers including a matter close to all our pockets - ATMs and PINs.

1989 CATALOGUE

- ★ 100 BIG pages of components and equipment
- ★ Low, low prices
- ★ Fast "by return" service
- ★ 28 pages of Surplus Bargains
- ★ Only £1 – send for yours now!

32 page **SPRING SUPPLEMENT** featuring Calculators, Disco Gear, Speaker Cabs, Metex Meters, + lots of surplus! FREE with Cat, or send large SAE.

16 page **SUMMER SUPPLEMENT** featuring Test Gear, Switches, Fuses + lots more. Now available!

SWITCH BARGAINS

50,000 miniature switches by C&K. Top quality sub-min and mintoggle, rocker, slide, lever & push switches from 5p each!! Over 100 types in Bargain List 46, together with 15,000 thumbwheel switches from 20p & 5,000 DIL switches from 5p. Ask for your FREE copy now!!

Z808 Mega Solar Cell – This 300x300mm unit incorporates glass screen and backing panel, so is very robust. Wires are attached. Output is 12V 200mA min on a sunny summer day. Can be series or parallel wired for greater output. £24 ea (difficult to pack singly) or box of 7 for £99.

LCD DISPLAYS

Z4115 8 digit 12.7mm high, with holder. 14 seg allowing alpha-numeric display. £4.50
List £15+ £3.00
Z4148 6 digit as above £4.50
Z1637 3.5 digit direct drive, sim to RS588-572. 12.7mm digits. £2; 10/£17.50; 100/£100

SEMICONDUCTORS

Hundreds in Cat – look at these sample prices:
LM317K £1.00; 68008L8 £3; 27C256-25 £5; 68A00 £1.20; LM223K £3; DL1416 £7; RBG1000 £1.20; DL3416 £8; 555 20p; 741 20p; 74LS240 25p

HALF PRICE KITS!!

Range of 'OK' Kits at half price! 5 diff. top quality kits containing all parts, inc. PCB, plastic case and comprehensive instructions!

EK1 Quick Reaction £2.90
EK2 Electronic Organ £3.34
EK3 Digital Roulette £4.29
EK4 Electronic Dice £3.98
EK5 Morse Code Oscillator £1.99

CURRAH MICROSPEECH

We've bought up remaining stocks of this popular add-on to re-sell at a fraction of the original cost!

Z4140 New complete set for ZX Spectrum unboxed. (They were bulk packed) £7.95

Z4142 Speech 64 for the C64. No software needed! New and working, but no case. With full instructions. £6.00

Z4138 Microslot 'T' connector allowing peripherals to be connected to the Spectrum. New & boxed £2.00

Also a quantity of 'returns' available – see Bargain List 43 for details



Z811 Cumana touch pad for the BBC B computer. Enables you to draw on the screen using the stylus with the touch sensitive pad. Supplied with 2 stylii, power/connecting leads and demo tape with 4 progs. Originally sold at £79.95.

Our price: £19.95

SOLDER SPECIAL!!

- * 15W 240V ac soldering iron
- * High power desolder pump
- * Large tube solder

ALL FOR
£7.95

NEW THIS MONTH

SWITCH MODE POWER SUPPLIES



Beautifully made by Astec, these professional power supplies are now available to the hobbyist at a sensible cost! Because of our bulk purchasing power we can offer 12,000 of these superb units, originally costing £50+ (and worth every penny) at a never-seen-before price!! There are two types available:

EPSON SERIAL INTERFACES
Model 8143 £15
Model 8143 with 2k buffer £25

VIDEOTAPES – Top quality VHS E180 tapes by Videolab at unbelievable prices!! £2.50ea; 10/£20; 40/£64.

Z345 OPTICAL SHAFT ENCODER. Similar to RS631-632, but 80% cheaper!! £8.50

SPEECH SYNTHESIZER KIT
Z315 All parts inc. PCB to make a speech synth for the BBC micro £4.99

Z316 De-luxe version – also includes V215 case, 1m 20W cable plus connector £7.99

AC9231 Input 115/230V ac, 50watt unit. Outputs: +12V @ 2.5A; +5V @ 6A; 12V @ 1/2A; 5V @ 1/2A. Fully enclosed case. Size 203x112x60mm £9.95

AA12531 Input 115/230V ac. Outputs: +5V @ 5A; +12V @ 0.15A. Partially enclosed case 160x104x45mm £6.95

POWER FETS
2SJ149 + 2SK134 140V 100W devices £6 per pair

POWER SUPPLY KIT
Z4190 Disk Drive PSU Kit. Ideal for powering a single 3 1/2" or 5 1/4" drive. Mains input, regulated smoothed outputs: 12V @ 1A; 5V @ 1A. Simple to assemble kit containing all parts + full instructions. £5.95

JUST ARRIVED. JUST ARRIVED... 100k fuses, 27k fuseholders/clips. These and lots more in our 16 page Summer Supplement, out now!

13A TEST PLUG – 2 neons illuminate to show any faults on line Only 99p

SOLDER BARGAIN
Shipping error to our supplier means you benefit!! 500gm reel of 16SWG resin cored solder at a low, low price. ONLY £3.95; 10 reels £33.00; 50 reels £150.00

MICRO PANELS
Z620 68000 Panel. PCB 190 x 45 belived to be from ICL's 'One per Desk' computer containing MC68008P8 (8MHz 16/8 bit microprocessor, + 4 ROM's all in skts; TMP5220CNL, 74HCT245, 138, LS08, 38 etc. £5.00

Z494 Newbrain Microprocessor panel 265 x 155mm. Z80, EPROM, etc. 68 chips altogether. Brand new £5.50

COMPONENT PACKS

K560 Semiconductors – Over the years we have purchased many transistors, diodes, ICs etc. which for one reason or another have accumulated in one of our stock rooms. Rather than spend weeks sorting and listing them, we have decided to make them into packs. All components are full spec marked devices. Some may be coded. We believe this to be one of the best value packs ever offered, as many high value components are included. Packs are made up by weight; this means contents are very approximate – if there are several bulky power devices, there will be considerably fewer parts than those packs containing all small signal items.

Pack of approx 100 £5.50
Pack of approx 250 £12.00
Pack of approx 1000 £40.00

K539 Led Pack – not only round but many shaped leds in this pack in red, yellow, green, orange and clear. Fantastic mix. 100 £5.95 250 £13.50

K547 Zener Diodes – Glass and plastic, 250mW to 5W ranging from 3V to 180V. All readily identifiable. 100 for £4.50

K546 Polystyrene/mica/ceramic caps. – Lots of useful small value caps up to about .01µF in voltages up to 8kV. Good variety. 100 £2.75

K528 Electrolytic Pack – All ready cropped for PCB mounting, this pack offers excellent value for money. Good range of values and voltages from 0.47µF to 1000µF, 6V to 100V 100 £3.95 250 £8.95 1000 £32

K518 200 Disc Ceramic Caps – Big variety of values and voltages from a few pF to 2.2µF; 3V to 3kV £1.00

K530 100 Assorted Polyester Caps – All new modern components, radial and axial leads. All values from 0.01 to 1µF at voltages from 63 to 1000V! Super value at £3.95

K520 Switch Pack – 20 different assorted switches – rocker, slide, push, rotary, toggle, micro etc.

Amazing value at only £2.00

K569 Reed Switch Pack. A selection of about 15 types of reed switch from submin 12mm long to 5A rated 50mm long, mostly form A (make), few form C (Change-over). Pack of 30 £2.75

K540 Resistor Pack – mostly 1/8, 1/4 and 1/2W, also some 1 and 2W in carbon, film, oxide etc. All have full length leads. Tolerances from 5 to 20%. Excellent range of values. 500 £2.50 2500 £11.00

K503 100 Wirewound Resistors – From 1W to 12W, with a good range of values. £2.00

JOYSTICKS

Z004 Skeleton Joystick, switch type. Good quality, made by AB. Brass spindle has 44mm long black plastic handle attached. Body has 4 mounting holes. These really are a fantastic bargain! Only £1.00

Z8831 Dragon Joystick. Made by Dragon Data. Hand-held with fire button. 2m lead with 5 pin DIN plug. Uses 2 x 100k pots. £3.00

Z615 BBC Joystick. Internal resistors give the required voltage levels. 2 fire buttons. Rubber suction feet. 120 x 110 x 155 £3.00

POWER SUPPLIES

Z975 Cased PSU 92x57x45mm with built-in 13A mains plug. Output 14V ac @ 600mA. £3.00

Siliconix mains PSU 62x46x35mm with built-in cont. 2 pin plug. Output 4.5V DC 100mA to 3.5mm plug ONLY £1.00

Z4113 BBC Computer PSU (early models). Steel case 158 x 72 x 55mm, 2m long mains lead, rocker switch, fused. Outputs: +5V at 2.5A; -5V at 100mA £3.95

Z4170 Plug in power supply. Built in 13A plug. Output 6V DC 300mA on 2m long lead terminated in a 3mm power plug. British Made to BS415 £1.50

KEYBOARDS



Z8852 Keyboard: Superb brand new keyboard 392x181 with LCD displaying 1 line of 10 characters & a further line with various symbols. 100 keys, inc separate numeric keypad. Chips on board are 2x74HC05, 80C48. £15.00



Z8848 Alphanumeric plus separate numeric keyboard. 104 keys plus 11 chips. 442x175mm. £12.00

Z4116 24 way (8 x 3) membrane keypad. Large (200 x 90mm) area – they were used in a teaching aid. Overlay template and pinout supplied. £3.00

Z810 KEYBOARD Really smart alpha numeric standard qwerty keyboard with separate numeric keypad, from ICL's 'One Per Desk'. Nicely laid out keys with good tactile feel. Not encoded – matrix output from PCB taken to 20 way ribbon cable. Made by Alps. Size 333x106mm. 73 keys £8.95

COMPUTER KEYBOARD £4.00
Yes, only £4 for this Cherry keyboard – 67 full travel keys inc. function keys. Size 340x130mm. Pale/dark brown £4.00

Z8863 KEYBOARD – High quality by Microswitch. 69 keys, 6 LED's, 15 various LS chips + socketed D8048 by Intel. Output via 7 way plug. Size 317x170mm £12.00



GREEN SCREEN HI-RES 12in MONITOR CHASSIS

Brand new and complete except for case, the super high definition (1000 lines at centre) makes this monitor ideal for computer applications. Operates from 12V d.c. at 1.1A. Supplied complete with circuit diagram and 2 pots for brilliance/contrast, plus connecting instructions. Standard input from IBM machines, slight mod (details included) for other computers. Only £24.95+£3 carr.

MONITOR INTERFACE KIT
Enables our hi-res monitor (above) and most others to be used with virtually any computer, PCB £3.00
Complete set of on-board components plus regulator and heatsink £9.95
Suitable transformer for interface and above monitor £5.31

Z8837 DUAL SHEET FEEDER.

Brand new breakdown unit. Contains 3 x 12V stepper motors (48 step) plus driver panel with 4 x TIP115, 4 x TIP110, LM3302, 2 x 7407; 2 solenoids, buzzer, microswitches, control panel, 2 optocouplers plus lots of gears and mechanical bits. £24.95+£3 carr.

Z8862 10 game video unit – 2 hand held controllers with joysticks, beautifully made. Requires 7.5V DC input (suitable PSU £2.95). Composite video and sound outputs (modulator + wiring details for direct connection to TV £6) £9.95

Z8858 Hitachi Video Battery Charger BC60U for DP60 batts used in GP7 camera. Extremely high quality unit. £17.00

NOTICE TO RETAILERS

Greenweld Electronics Ltd. have been appointed Official Wholesalers of Verobloc, Veroboard, Easiwire and Accessories by Verobloc. We will be only too happy to supply all your Verobloc requirements at Trade Price. Ring, write or fax us for full information and prices.



443C MILLBROOK ROAD, SOUTHAMPTON, SO1 0HX.

All prices include VAT; just add £1.00 P&P; Min. credit card £5. No CWO min. Official orders from schools welcome – min. invoice charge £10.00. Our shop has enormous stocks of components and is open 9-5.30 Mon-Sat. Come and see us!

HOW TO CONTACT US

By post using the address below; by phone (0703) 772501 or 783740 (ansaphone out of business hours); by FAX (0703) 787555; by EMail Telecom Gold 72:MAG36026; by Telex 265871 MONREF G quoting 72:MAG36026.



Anyone who takes up electronics construction soon becomes particularly sensitive to that 'expensive smell of burning'. Sooner or later an incorrect connection or an unsuspected short circuit leads to a device taking a current far larger than that for which it is rated. A well-trained nose is a great help, since the first signs of overheating are usually the generation of a scorching smell. If the power is switched off (*before* the smoke starts to rise!), it may prove possible to save the unfortunate component from serious damage. The problem now is 'which component is getting too hot?'. And the usual way of answering this is to touch each transistor and ic with a thumb or finger. Doing this can endanger your health! A nasty skin burn can result from touching a component that is at a temperature of 150°C or more. The Electronic Thumb is designed to take over from the human thumb and help you locate overheated components in comfort.

This project has other applications in detecting excessive temperature, particularly for high temperatures in the range of 100°C to 400°C.

At last! - the workbench aid that takes the soreness out of electronics construction

between the two junctions. The bigger the difference, the bigger the pd. This makes the thermocouple useful for measuring temperature, particularly high temperatures. A thermocouple made from platinum and a platinum-rhodium alloy can be used to measure temperatures up to 1750°C. Let's hope that your ics never get *that* hot!

In the Electronic Thumb circuit, the hot junction is formed by welding together wires of copper and of copper-nickel alloy. The junction is very small, about 1mm across, giving a spherical tip ideal for use as a temperature probe (Fig.2). The cold

HOW IT WORKS

The device is designed to flash its warning led whenever the temperature of the probe (the hot junction of the thermocouple) exceeds 100°C. If room temperature is 25°C, the hot junction is 75 or more degrees hotter than the cold junction. Thus the pd generated is just over 3mV. Fig.3 shows that we measure the pd by using an operational amplifier as a comparator. It has a single 6V supply. As a comparator, the output swings high (more than 3V) if the potential at the non-inverting input (pin 3) is greater than the potential at the inverting input (pin 2). This is when the hot junction is warm enough to generate a suitably large pd. The function of R1 and R2 is to make the action of the comparator more positive. It is less affected by small pds such as might be caused by short spikes on the supply lines, or when the probe is touched by hand. Moreover, once triggered, the amplifier output stays high until the pd has returned to a low level.

The temperature at which the output goes high is set by adjusting VR1. This is

ELECTRONIC THUMB

THERMO COUPLE SENSOR

The sensitive element of this circuit is a thermocouple. These do not often feature in electronic circuits nowadays since temperature can more conveniently be sensed by semiconductor devices such as thermistors, diodes, and special temperature-sensing ics. However, a semiconductor sensor may itself become damaged by over-high temperature. A thermocouple can withstand over 1000°C so is better suited to this application.

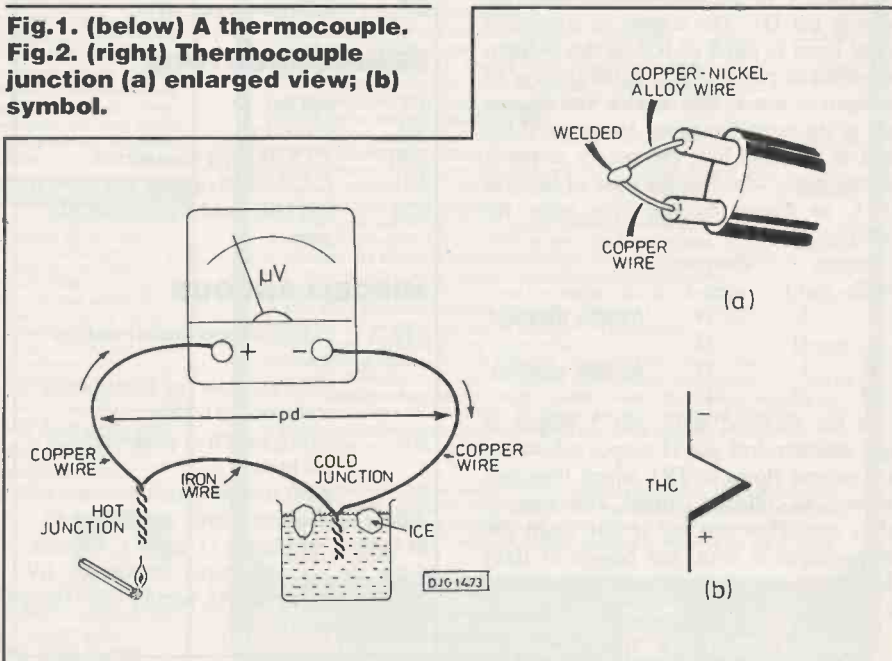
Since this device may be new to some readers, we will briefly describe its action. A thermocouple is formed when two dissimilar metals are in contact. The simplest way to make a thermocouple is to twist the ends of two lengths of wire together. The essential point is that the wires must be of *different* metals or alloys. For example, iron wire may be twisted with copper wire (Fig.1).

A thermocouple has two such junctions, referred to as the *hot junction* and the *cold junction*. If the cold junction is kept cool (at room temperature or in melting ice), and the hot junction is made hot (in warm water or in a flame), a potential difference (pd) of a few microvolts is generated. This is known as the *thermoelectric effect*. It is a simple though not very practicable way of generating electricity. The pd generated depends on the *difference* in temperature

BY OWEN BISHOP

junction is the point at which the copper-nickel wire of the thermocouple is soldered to the copper strip of the circuit board or to a copper wire. The cold junction is at room temperature. When the hot junction is heated, the pd generated is 42µV per degree Celsius.

Fig.1. (below) A thermocouple. Fig.2. (right) Thermocouple junction (a) enlarged view; (b) symbol.



the offset null resistor, which is normally used to set the amplifier to give a 'half-way' (3V) output when there is no pd between its inputs. Such is the nature of the amplifier circuit in the CA3140 ic that there is a small *offset voltage* (or pd) between its input terminals. It *appears* to the amplifier that there is an external pd between the two inputs when there is not. By adjusting VR1, this apparent pd can be cancelled out or 'nulled' and the amplifier then responds to

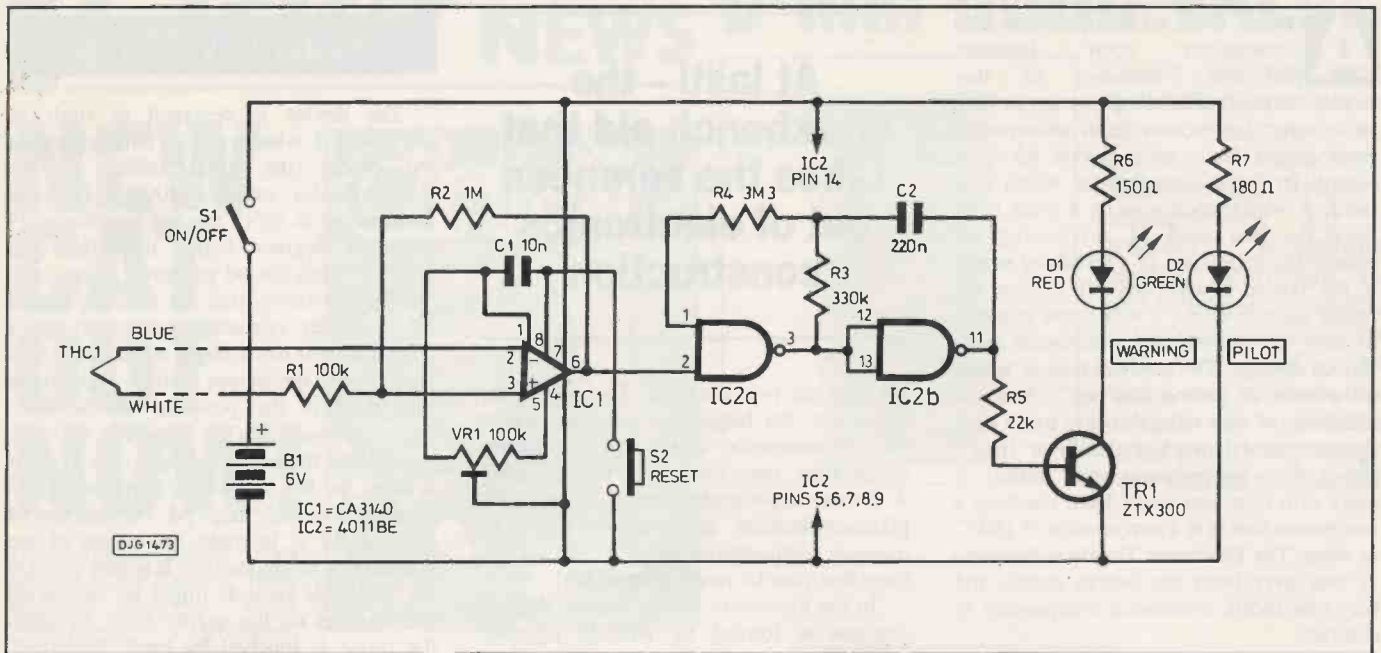


Fig.3. Circuit diagram of the Electronic Thumb

the true pd applied externally to its inputs. In this circuit we use the offset null resistor to cancel out not only the amplifier's own offset voltage but also the small voltage produced by the thermocouple when its temperature is less than 100°C (or any other temperature we choose). In this way we arrange for the output to be low (less than 3V) for temperatures of 100°C and over.

The mention of low and high outputs points to the fact that the output stage of this amplifier is compatible with cmos logic circuits. Its output levels count as logic lows and highs for the next stage of the circuit. The next stage is an astable multivibrator constructed from two NAND gates. The frequency of the astable is determined by the value of R3 and C2. The values shown give a frequency of about 6Hz, which is suitable for flashing the warning led D1. The astable is controlled by the input to pin 2 of IC2. If this is high, the output at pin 3 of IC2 is the inverse of the input at pin 1. The astable can change state in the normal manner. However, if the input at pin 2 is low, the output at pin 3 remains high, whatever the state of input at pin 1, as shown by the truth table for NAND:

Inputs		Output		
pin 2	pin 1	pin 3		
L	L	H		Astable disabled
L	H	H		
H	L	H		Astable enabled
H	H	L		

In the disabled state, pin 3 output is high, and therefore pin 11 output is low. No base current flows to TR1 which therefore conducts no collector current. The warning led is out. Thus the led is out when the thermocouple is cool, but begins to flash when the temperature exceeds the set level of 100°C.

COMPONENTS

RESISTORS

R1	100k
R2	1M
R3	330k
R4	3M3
R5	22k
R6, R7	180 (2 off)

All resistors 1/4W carbon film 5%

POTENTIOMETER

VR1 100k horizontal preset

CAPACITORS

C1	10n polyester
C2	220n polyester layer

SEMICONDUCTORS

D1	red led
D2	green led
TR1	ZTX300 npn transistor
IC1	CA3140 fet opamp
IC2	4011BE quad 2-input NAND gate

MISCELLANEOUS

THC1	copper/copper-nickel welded-tip thermocouple (eg Electromail stock no. 151-259)
S1	SPST switch or push-on/push off button
S2	push-to-make push-button
ABS case	(approx 85mm x 55mm x 40 – or larger), stripboard 11 strips x 31 holes, 8-pin dil socket, 14-pin dil socket, 6V battery-holder (4xAA), battery clip, 1mm terminal pins (6 off).

CONSTRUCTION

Without the pilot led, the circuit takes only 1.5mA when quiescent and an average of 15mA when the warning led is flashing. It is feasible to run it from 4 button-cells and to construct it as a hand-held unit. However, there are fewer constructional problems if it is built into a static case with a mobile probe. This allows the use of 4 pen-cells in a battery-holder and, with the extra power thus made available, the addition of a pilot led to indicate when the device is switched on.

Fig.4 shows the circuit-board layout. Build and test the amplifier first, including the reset button, S2. The diagram shows the blue-covered wire of the thermocouple as being the negative lead and the white-covered wire as being the positive lead. This is a fairly standard colour code, though it is possible that the thermocouple you use could be different. The thermocouple is normally supplied with about 2 metres of lead. This can be shortened to about 30cm for convenience. Thread the lead through the barrel of an old ball-point pen (having removed the ball-point and ink tube) and secure it with a suitable adhesive, such as epoxy resin. Alternatively, since the thermocouple lead may be rather too stiff for convenient handling of the probe, you may prefer to cut the thermocouple lead short and join it to the circuit board by a pair of more flexible wires. Cut the lead so that the soldered joints lie within the barrel of the probe. Wrap insulating tape around each soldered connection.

This part of the circuit is most easily tested by using a cup of hot water as the heat source. Monitor the output of the amplifier (pin 6) with a voltmeter. Start



with the thermistor at room temperature and turn the wiper of VR1 clockwise so that it lies at the 'pin 5' end of its track. Output is 'low' (close to 0V). Now turn VR1 slowly anticlockwise until the output rises suddenly to 'high' (about 4.25V – the CA3140 does not swing fully to the positive supply level). Once triggered to high, the output does not fall to low again when VR1 is turned in the reverse direction. Try pressing S2; this is the strobe input which forces the output to go low. When the button is released, the output may swing high again. If it does, turn VR1 a little way clockwise, toward the 'pin 5' end, and press S2 again. You soon reach a point at which the output remains low after S2 has been pressed and released. Now touch the tip of the thermocouple against the hot outside of the cup. The output goes high almost immediately (unless you have turned VR1 too far, or the water has cooled).

Adjust the position of VR1 in this way until the output goes high as soon as the probe is made hot and, provided that the probe has been removed from the heat, goes low when S1 is briefly pressed. The circuit has now been set to trigger at a temperature rather lower than 100°C, which is sufficient to show that it is working correctly. Setting it to operate at a higher temperature is left until later.

Next build the astable circuit, based on IC2. Note that some of the copper strips beneath the board are *not* cut. These make

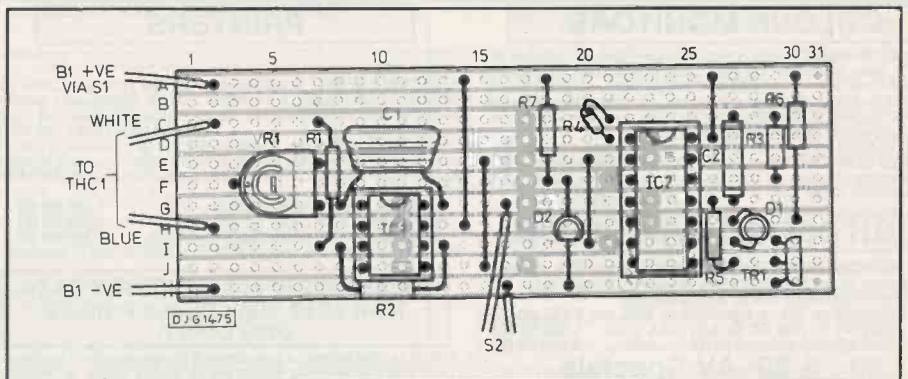


Fig.4. Circuit board layout. Carefully note the track cuts and solder blob links between some tracks.


direct connections between the opposite pins of the ic, instead of wired connections. When the power is switched on, the warning led remains unlit. Warming the probe starts the led flashing and it continues to flash until S2 is pressed.

Finally, mount the circuit in its case. The prototype is built in what is probably the smallest case that will hold the circuit board, two push-switches and a 6V battery holder. Holes in the case are required for the two leds, the two switches, and for the lead from the probe. A hole bored in the case allows screwdriver access to VR1. S1 and S2 are connected on short flexible leads and are the first components to be inserted in their holes. The board is then slid into

grooves in the sides of the case. Before attempting to do this the leads of the leds are splayed apart (like a bandy-legged person) to bring the leds closer to the board. This prevents them from fouling against the side of the case as the board is slid into position. Once the board is in position in the grooves, the leds are pushed into their holes, straightening their leads again.

Repeat the adjustment of VR1, as described earlier, but use boiling water this time (beware of scalding!). The Electronic Thumb is now ready to trigger at temperatures exceeding 100°C, the temperature at which things begin to get dangerously hot for electronic components – and for the human thumb! **PT**


Does your computer have eyes for you?




Real time monochrome video digitisers and displays. Both PC bus card and RS232 serial interface versions available.

Supplied with free image-processing, display and printing software. Shows Pictures on EGA/VGA screens, prints on standard printers, and produces files for desk-top-publishing programs. Works with NTSC or PAL composite video.

Serial interface digitisers and displays each cost £265. IBM PC card £545.



J.B. Designs & Technology Ltd.
 15, Market Place, Cirencester,
 Glos. GL7 2PB. U.K.
 Tel: 0285 658122 Fax: 0285 658859



THE 'ALADDINS' CAVE OF ELECTRONIC & COMPUTER EQUIPMENT

COLOUR MONITORS

16" Decca, 80 series budget range, colour monitors, features include: PIL tube, attractive teak style case, guaranteed 80 column resolution, only seen on monitors costing 3 times our price, ready to connect to a host of computer or video outputs. Manufacturers fully tested surplus, sold in little or hardly used condition with 90 day full RTB guarantee. 1000's Sold to date.
DECCA 80 RGB - TTL + SYNC input for BBC type interface etc.
DECCA 80 COMP 75 Ω composite video input with integral audio amp & speaker ideal for use with video recorder or TELEBOX ST or any other audio visual use.
Only £99.00 (E)

HIGH DEFINITION COLOUR

BRAND NEW CENTRONIC 14" monitors in attractive style moulded case featuring hi res Mitsubishi 0.42 dot pitch tube with 669 x 507 pixels, 28MHz bandwidth. Full 90 day guarantee.
 Order as 1004-N2 for TTL + sync RGB for BBC etc **£159.00 (E)**
 1003-N1 for IBM PC etc full CGA equiv **£189.00 (E)**
 1005-N2 RGB interface for QL 85 columns **£169.00 (E)**

20" & 22" AV Specials

Superbly made, UK manufacture, PIL tube, all solid state colour monitors, complete with composite video and sound inputs, attractive teak style case, ideal for a host of applications including Schools, Shops, Disco's, Clubs etc. Supplied in EXCELLENT little used condition with 90 day guarantee.
20" Monitor £165.00 (F) **22" Monitor £185.00 (F)**

MONOCHROME

MOTOROLA M1000-100 5" CRT black & white compact chassis monitor measuring only 11.6h, 12w, 22d, ideal for CCTV or computer applications. Accepts standard Composite video or individual H & V syncs. Operates from 12v DC at approx 0.8a. Some units may have minor screen marks, but still in very usable condition. Fully tested with 30 day guarantee & full data. **Only £29.00 (C)**
 Fully cased as above, with attractive moulded, desk standing swivel and full case. Dim. cm 12h, 14.5w, 26d. **£39.00 (C)**
 JVC type 751-7 5" ultra compact black & white chassis monitor for 12v 0.7A DC operation Dim cm 11h, 14w, 18d. Simple DIY circuit data included to convert data and separate sync input to composite video input. Ideal portable equipment etc. Supplied with full data.
Brand New £65.00 (B)
 KGM 324 9" Green Screen, little used fully cased, mains powered high res monitors with standard composite video input. Fully tested and in excellent condition. **£49.00 (E)**
20" Black & White monitors by AZTEK, COTRON & NATIONAL
 All solid state, fully cased monitors, ideal for all types of AV or CCTV applications. Units have standard composite video inputs with integral audio amp and speaker. Sold in good, used condition-fully tested with 90 day guarantee. **Only £85.00 (F)**

FLOPPY DRIVE SCOOP

Drives from Only £39.95

A MASSIVE purchase of standard 5.25" disk drives enables us to offer you prime product at all time super low prices. All units unless stated are removed from often BRAND NEW equipment, fully tested and shipped to you with a full 120 day guarantee. All units offered operate from +5 and +12 volts DC, are of standard size and accept the common standard 34 way interface connector.
TANDON TM100-2A IBM compatible 40 track FH double sided **Only £39.95 (B)**
JAPANESE Half Height double sided drives by Canon, Tec, Toshiba etc. Specify 40 or 80 track **Only £75.00 (B)**
TEAC FD55-F 40-80 track double sided Half Height **Brand New £115.00 (B)**

DISK DRIVE ACCESSORIES

34 Way interface cable and connector single **£5.50**, Dual **£8.50 (A)**
 5.25" DC power cable 1.75. Fully cased PSU for 2 x 5.25" Drives **£19.50 (A)** Chassis PSU for 2 x 8" drives **£39.95 (B)**

8" DISK DRIVES

SUGART 800/801 single sided refurbished **£175.00 (E)**
SUGART 851 double sided refurbished **£260.00 (E)**
MITSUBISHI M2894-63 Double sided switchable Hard or Soft sector **BRAND NEW £275.00 (E)**
SPECIAL OFFER Dual 8" drives with 2mb capacity in smart case with integral PSU **ONLY £499.00 (F)**

COMPUTER SYSTEMS

TATUNG PC2000. Big brother of the famous EINSTEIN, the IPC2000 professional 3 piece system comprises: Quality high res GREEN 12" monitor, Sculptured 92 key keyboard and plinth unit containing the Z80A CPU and all control electronics PLUS 2 integral TEAC 5.25" 80 track double sided disk drives. Many other features include Dual 8" IBM format disk drive support, Serial and parallel outputs, full expansion port, 64k ram and ready to run software. Supplied complete with CPM, WORDSTAR, BASIC and accounts package. **BRAND NEW**
 Full 90 day guarantee.
 Original price OVER £1400
Only £299(E)

EQUINOX (IMS) S100 system capable of running either TURBO or standard CPM. Unit features heavy duty box containing a powerful PSU, 12 slot S100 backplane, & dual 8" double sided disk drives. Two individual Z80 cpu boards with 192k of RAM allow the use of multi user software with upto 4 RS232 serial interfaces. Many other features include battery backed real time clock, all IC's socketed etc. Units in good condition and tested prior despatch, no documentation present, hence price of only £245.00 (F)
100 PCB'S IMS A465 64k dynamic RAM, £55.00 (B) **IMS A930 FDC controller £85.00 (B)** **IMS A862 CPU & I/O £65.00 (B)**
 SAE for full list of other S100 boards and accessories.

PRINTERS

Bulk purchase brings you incredible savings on a range of printers to suit all applications. Many other "one off bargains" can be seen at our South London Shop
HAZELTINE ESPRINT Small desktop 100 cps print speed with both RS232 and CENTRONICS interfaces. Full pin addressable graphics and 6 user selectable type fonts. Up to 9.5" single sheet and tractor paper handling **Brand New Only £199.00 (E)**
CENTRONICS 150 series. A real workhorse for continuous use with tractor feed paper, either in the office, home or factory, desk standing. 150 cps 4 type fonts and choice of interfaces. Supplied **BRAND NEW** Order as:
 150-SN up to 9.5" paper handling **£185.00 (E)**
 150-SW up to 14.5" paper handling **£225.00 (E)**
 150-GR up to 14.5" paper plus full graphics **£245.00 (E)**
 When ordering please specify RS232 or CENTRONICS interface.

Ultra Fast 240 cps NEWBURY DATA NDR 8840 High Speed Printers

Only £449 !!

A special purchase from a now defunct Government Dept enables us to offer you this amazing British made, quality printer at clearance prices. **SAVING YOU OVER £1500 !!** The **NDR8840** features high speed 240 cps print speed with integral, fully adjustable paper tractor, giving exceptional fast paper handling for multi part forms etc. The unit features 10 selectable type fonts giving up to 226 printable characters on a single line. Many other features include Internal electronic vertical and horizontal tabs, Self test, 9 needle head, Up to 15.5" paper, 15 million character ribbon cartridge life and standard RS232 serial interface. Sold in SUPERB tested condition with 90 day guarantee **Only £449.00 (F)**
EPSON model 512 40 column 3.5" wide paper roll feed, high speed matrix (3 lines per second) printer mechanism for incorporation in point of sale terminals, ticket printers, data loggers etc. Unit features bi directional printhead and integral roll paper feed mech with tear bar. Requires DC volts and simple parallel external drive logic. Complete with data, RFE and tested **Only £49.95 (C)**
EPSON model 542 Same spec as above model, but daisy wheel printer. Supplied fully cased in attractive, small, desk top metal housing. Complete with data, RFE and tested **Only £55.00 (D)**
PHILIPS P2000 Heavy duty 25 cps bi directional daisy wheel printer. Include DIABLO, QUIME, WORDSTAR compatible. Many features include full width platen - up to 15" paper, host of available daisy wheels, single sheet paper handling, superb quality print. Supplied complete with user manual & 90 day guarantee plus FREE dust cover & daisy wheel. **BRAND NEW Only £225.00 (E)**

Most of the items in this Advert, plus a whole range of other electronic components and goodies can be seen or purchased at our

**** South London Shop ****

Located at 215 Whitehorse Lane, London SE25. The shop is on the main 68 bus route and only a few miles from the main A23 and South Circular roads. Open Monday to Saturday from 9 to 5.30. parking is unlimited and browsers are most welcome. Shop callers also save the cost of carriage.

MODEMS

Modems to suit all applications and budgets. Please contact our technical sales staff if you require more information or assistance.

SPECIAL PURCHASE V22 1200 baud MODEMS ONLY £149 !!

MASTER SYSTEMS type 2/12 microprocessor controlled V22 full duplex 1200 baud. This fully BT approved modem employs all the latest features for error free data comms at the staggering speed of 120 characters per second, saving you 75% of your BT phone bills and data connect time !! Add these facts to our give away price and you have a superb buy !! Ultra slim unit measures only 45 mm high with many integral features such as Auto answer, Full LED status indication, RS232 interface, Remote error diagnostics, SYNC or ASYNC use, SPEECH or DATA switching, integral mains PSU, 2 wire connection to BT line etc. Supplied fully tested, EXCELLENT slightly used condition with data and full 120 day guarantee.

LIMITED QUANTITY Only £149 (D)

CONCORD V22 1200 baud as new **£330.00 (E)**
CONCORD V22 1200-2400 BIS **£399.00 (E)**
RIXON Ex BT Modem 27 V22 1200 **£225.00 (E)**
DATEL 4800 / RACAL MPS 4800 EX BT modem for 4800 baud sync use. **£295.00 (E)**
DATEL 2412 2780/3780 4 wire modem unit EX BT fully tested. **£199.00 (E)**
MODEM 20-1 75-1200 BAUD for use with PRESTEL etc EX BT fully tested. **£49.00 (E)**
TRANSDATA 307A 300 baud acoustic coupler with RS232 I/O **Brand New £49.00 (E)**
RS232 DATA CABLES 16 ft long 25w D plug to 25w D socket. Brand New **Only £9.95 (A)**
 AS above but 2 metres long **£4.99 (A)**
 BT plug & cable for new type socket **£2.95 (A)**

RECHARGEABLE BATTERIES

Maintenance free, sealed long life LEAD ACID
A300 12v 3 Ah **£13.95 (A)**
A300 6v 3 Ah **£9.95 (A)**
A300 6-0-6 v 1.8 Ah **RFE £5.99 (A)**
NICKEL CADMIUM
 Quality 12 v 4 Ah cell pack. Originally made for the TECHNICOLOUR video company, this unit contains 10 high quality GE nicad, D type cells, configured in a smart robust moulded case with DC output connector. Dim cm 19.5 x 4.5 x 12.5. Ideal portable equipment etc. **BRAND NEW £24.95 (B)**
12v 17 Ah Ultra rugged, all weather, virtually indestructible refillable NICAD stack by ALCAD. Unit features 10 x individual type XL1.5 cells in wooden crate. Supplied to the MOD and made to deliver exceptionally high output currents & withstand long periods of storage in discharged state. Dim cm 61 x 14 x 22 Cost over £250 Supplied unused & tested complete with instructions **£95.00 (E)**
EX EQUIPMENT NICAD cells by GE Removed from equipment and believed in good, but used condition. 'F' size 7Ah 6 for £8 (B) Also 'D' size 4Ah 4 for £5 (B)

BRAND NEW 85 Mb Disk Drives ONLY £399

End of line purchase enables this brand new unit to be offered at an all time super low price. The **NEC D2246 8" 80 Mb** disk drive features full CPU control and industry standard SMD interface, Ultra high speed data transfer and access times leave the good old ST506 interface standing. Supplied **BRAND NEW** with full manual. **Only £399.00 (E)**
 Dual drive, plug in 135 Mb subsystem for IBM AT unit in case with PSU etc. **£1499.00 (F)**
 Interface cards for upto 4 drives on IBM AT etc available **Brand new at £395.00**

POWER SUPPLIES

All power supplies operate from 220-240 v AC Many other types from 3v to 10kv in stock. Contact sales office for more details.
PLESSEY PL12/2 Fully enclosed 12v DC 2 amp PSU. Regulated and protected. Dim cm 13.5 x 11 x 11 **New £16.95 (B)**
AC-DC Linear PSU outputs of +5v 5.5a, -5v 0.6a, +24v 5a. Fully regulated and short proof. Dim cm 28 x 12.5 x 7 **New £49.50 (C)**
POWER ONE PHC 24v DC 2 amps Linear PSU fully regulated **New £19.95 (B)**
BOSHERT 13068 switch mode supply ideal disk drives or complete system. +5v 6a, +12 2.5a, -12 0.5a, -5v 0.5a. Dim cm 5.6 x 21 x 10.8 **New £29.95 (B)**
BOSHERT 13090 same as above spec but outputs of +5v 6a, +24v 1.5a, +12v 0.5a, -12v 0.5a **New £39.95 (B)**
GREENDALE 19AB0E 60 Watt switch mode outputs +5v 6a, +24v 1a, -12v 1a, +15v 1a, D. 11 x 20 x 5.5 **RFE Tested £24.95 (B)**
CONVER AC130-3001 High grade VDE spec compact 130 watt switch mode PSU. Outputs give +5v 15a, -5v 1a, +8-12v 6a. Dim 6.5 x 27 x 12.5 Current list price £190. Our price **New £59.95 (C)**
FARNELL G6/40A Compact 5v 40 amp switch mode fully enclosed **New £140.00 (C)**
FARNELL G24 5S Compact 24v 5 amp switch mode fully enclosed **New £95.00 (C)**

Special Offer EXPERIMENTORS PSU ONLY £16.95 (C)

Made to the highest spec for BT this unit gives several fully protected DC outputs most suited to the Electronics Hobbyist. +5v 2a, +8-12v 1a, +24v 1a and +5v fully floating at 50ma. Ideal for school labs etc. Quantity discount available. Fully tested with data RFE = Removed From Equipment

The AMAZING TELEBOX Converts your monitor into a QUALITY COLOUR TELEVISION

Brand new high quality, fully cased, 7 channel UHF PAL TV tuner system. Unit simply connects to your TV aerial socket and video monitor turning same into a fabulous colour TV. Dont worry if your monitor doesn't have sound, the TELEBOX even has an integral audio amp for driving a speaker plus an auxiliary output for Headphones or Hi Fi system etc. Many other features: LED Status indicator, Smart moulded case, Mains powered, Built to BS safety specs. Many other uses for TV sound or video etc. Supplied **BRAND NEW** with full 1 year guarantee. Carriage code (B)



TV SOUND & VIDEO TUNER ONLY £29.95

TELEBOX ST for monitors with composite video input **£29.95**
TELEBOX STL as ST - but fitted with integral speaker **£34.95**
TELEBOX RGB for use with analogue RGB monitors **£59.95**

Colour monitor with colour CRT. RGB version NOT suitable for IBM-CLONE type colour monitors. DATA sheet on request. PAL overseas versions CALL.

COOLING FANS

Keep your hot parts COOL and RELIABLE with our range of BRAND NEW cooling fans.

AC FANS Specify 240 or 110v

3" Fan dim 80 x 80 x 38 **£8.50 (B)**
 3.5" ETRI slimline 92 x 92 x 25 **£9.95 (B)**
 4" Fan Dim 120 x 120 x 38 **£9.95 (B)**
 As above - TESTED RFE **Only £4.95 (C)**
 10" Round x 3.5" Rotron 10v **£10.95 (B)**
DC FANS
Papst Miniature DC fans 62x62x25 mm Order 812 6-12v or 814 24v **£15.95 (A)**
 4" 12v DC 12w 120 x 120 x 38 **£12.50 (B)**
 4" 24v DC 8w 120 x 120 x 25 **£14.50 (B)**
BUHLER 12v DC 62 mm **£12.95 (A)**
 1000's of other fans and blowers in stock CALL or SAE for more details

SPECIAL INTEREST

Please call for availability or further info.
RACAL-REDAC real time, colour drafting PCB layout system **£3950**
DEC VAX11/750 inc 2 Mb Ram DZ, and full doc etc **Brand New £8500**
HP7580A 8 pen digital A1 drum plotter with IEEE interface **As New £4750**
CHEETAH Telex machine **£995**
 1.5 kw 115v 60 Hz power source **£950**
 500 watt INVERTER 24v DC to 240v AC sine wave 50 Hz output **£275**
SOLDER SYSTEMS tin lead roller printing machine for PCB manufacture **£350**
CALLAN DATA SYSTEMS multi user INTEL based UNIX system complete with software and 40 Mb winchester disk drive. **£2750**
WAYNE KERR RA200 Audio, real time frequency response analyzer **£3000**
TEKTRONIX 1411/R PAL TV test signal standard. **£6900**
TEKTRONIX R140 NTSC TV test signal standard. **£875**
HP 3271A Correlator system **£350**
PLESSEY portable Microwave speech / data link. 12v DC, 70 mile range. The pair **£275.00**
19" Rack cabinets 100's in stock from **£15.00**

DISPLAY ELECTRONICS-

All prices for UK Mainland. UK Customers must ADD 15% VAT to total order value. Minimum order, cash £5, Credit Card £10. Official account orders from Government Depts, Universities, Schools & Local Authorities welcome - minimum account order value £25. Carriage charges (A) £1.50, (B) £3.50, (C) £6.50, (D) £8.50, (E) £10.00, (F) £15, (G) Call. All goods are supplied subject to our standard conditions of sale. All guarantees given on a return to base basis. We reserve the right to change prices & specifications without prior notice. Bulk trade & export enquiries most welcome.

MAIL ORDER & OFFICES
 Open Mon-Fri 9.30-5.30
 32 Biggin Way,
 Upper Norwood,
 London SE19 3XF

LONDON SHOP
 1000's of Bargains for callers
 Open Mon-Sat 9-5.30
 215 Whitehorse Lane,
 South Norwood, London SE25

DISTEL © The ORIGINAL
 FREE of charge dial up data base
 1000's of items + info ON LINE NOW!!
 300 baud 01 679 1888, 1200/75 01 679
 6183, 1200 FDX 01 679 8769

ALL ENQUIRIES
01 679 4414
 FAX 01 679 1927
 TELEX 894502

VISA



This month my Easi-Build circuit is a simple but very effective variable stabilised power supply. It's a circuit I have been using in my own workshop for many years and is highly reliable.

PREREQUISITES

A well stabilised power supply is a prerequisite for any electronics experimenter, however experienced. There are probably hundreds of ways in which a stabilised workshop psu can be designed and implemented. Some of them will offer extremely wide ranges of voltage output, either under switchable or continuously variable panel control. Others will additionally have control over the amount of current that can be allowed to flow, so minimising the risk of mortal currents being sunk by erroneous circuit assembly.

**Your Editor
proves his well
regulated
stability and
encourages you
to join the
board in his
power game!**

CHOICE COMPONENTS

Fig.1 shows the basic circuit diagram. It consists of a mains transformer having two 12Vac windings, each delivering about 500mA. If your likely current needs are less

selected for the fixed voltage required. In the normal 1A series of regulators with the 78 prefix, the options are for 5V, 6V, 8V, 12V, 15V, 18V and 24V, represented by the 7805, 7806, 7808, etc., respectively. The most common of these are the 7805, 7812 and 7815. For these specific applications the common terminal would be taken directly to the 0V line, and the input terminal would be supplied with a voltage of at least 2Vdc above the required stabilised output level.

However, it is equally permissible to raise the common terminal voltage above the 0V level. The final output voltage is then regulated against the raised reference level. So, if you have a 7805 regulator and raise its common terminal to, say, 4V, the output voltage will be regulated at 5V plus 4V, ie, 9V. There is the additional requirement, though, that in order to maintain at least a 2V drop across the input to output terminals, the input voltage must

MULTIPURPOSE POWER SUPPLY

Different readers will have different opinions on which type of psu is the best, but in reality it really boils down to an individual's personal needs. By and large, over the many years that I have been experimenting and designing, my own needs have been for stabilised voltages switchable for +5V, +9V, +12V and +15V, and the same ranges for negative voltages. In most instances the maximum current required has been less than 1 amp.

The circuit I describe here can be configured in several different ways to select any of the above positive voltages, and with the addition of a second identical circuit, to achieve the same range of negative voltages, or to increase the range of positive selections. The maximum current permissible is about 1A.

BY JOHN BECKER

than 1A a transformer with a lower load capacity is quite permissible. As you see, I have coupled the two windings together in parallel, so that in effect I have a single 12V winding at 1A. The 12Vac is rectified and smoothed by C1. The voltage to be found at C1 will depend rather on the current being drawn from the circuit, but under no-load conditions you can expect to see around 17Vdc.

TERMINAL STABILITY

Stabilisation is carried out by IC1. Conventionally, and for a fixed power supply output voltage, IC1 would be

be similarly raised by at least the additional 4V reference level. In other words, for a 7805 to be configured for an output of 9V, a minimum of 11V must be smoothly present at its input. I emphasise the word *smoothly*, for if any ripple on C1 is at less than the required minimum input level, the output will not be fully stabilised.

REGULATED REFERENCES

For a fixed regulated supply above the chip's design voltage rating, the reference level could be created by inserting a resistor and zener between the common terminal and 0V. For adequate zener stability, the

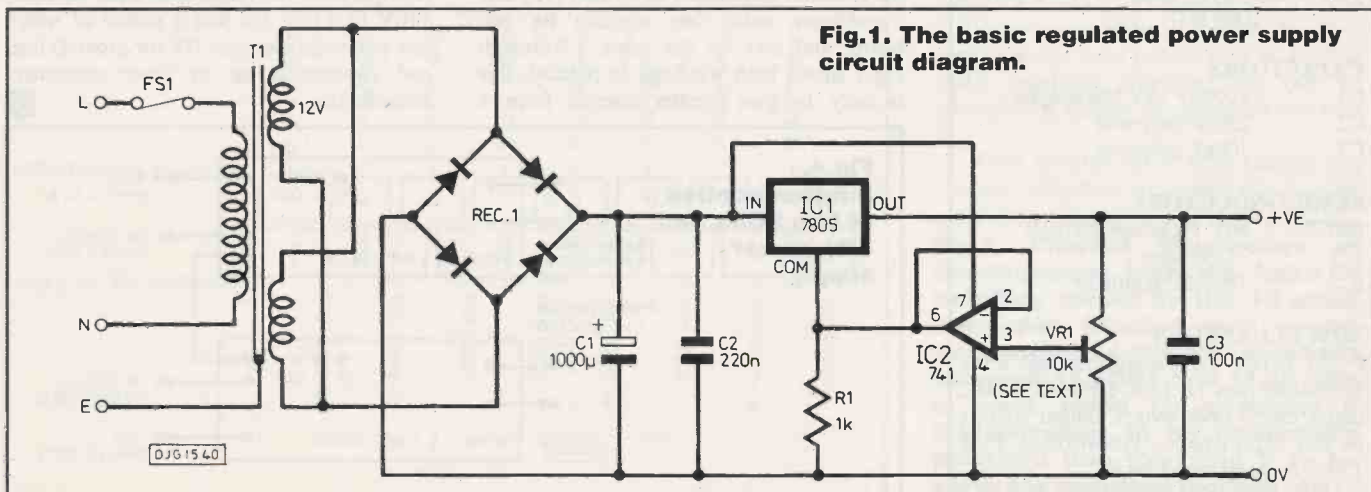


Fig.1. The basic regulated power supply circuit diagram.

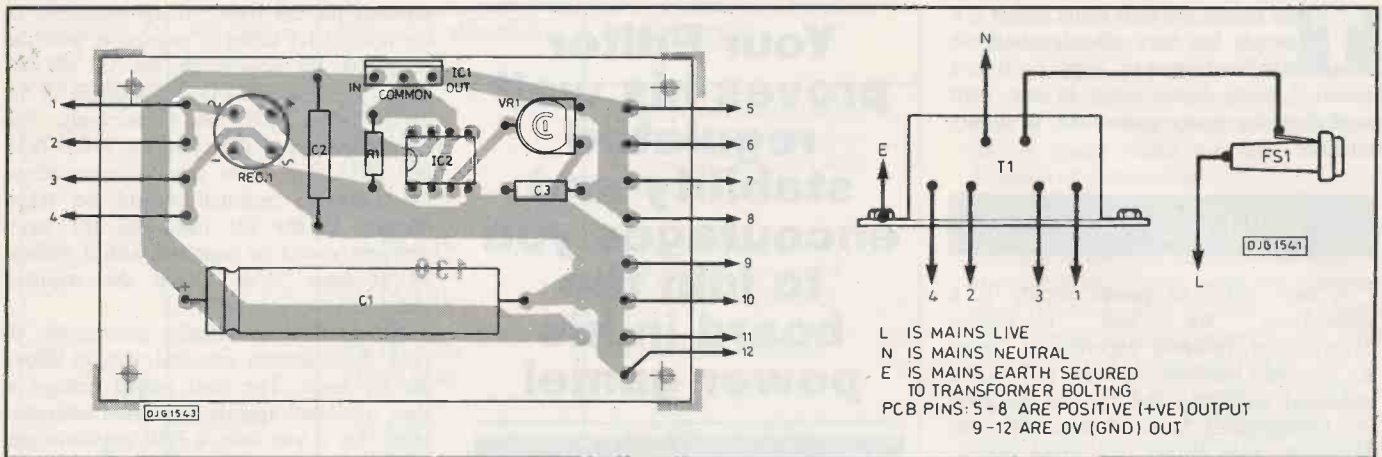


Fig. 2 and 3. PCB layout and typical transformer connections

resistor should allow around 10mA to flow through the zener. Alternatively, we can replace the fixed reference level by a variable one. In this circuit we achieve it by tapping the final output voltage and feeding it back to the common terminal.

VR1 is connected across the output lines, and its tapped voltage is first fed to IC2, which is simply configured to act as a buffer. Whatever voltage is present at its input pin 3 will appear at its output pin 6, so providing the desired reference level.

It will appear at first glance that VR1 will allow the output voltage to be varied right from maximum right down to a minimum of 5V, the rating of IC1. In reality IC2 has a minimum voltage input requirement of about 2V, consequently the controllable output range starts at around 7V. The maximum fully stabilised output will depend upon the maximum smooth voltage from C1.

There is a choice of options for VR1. You could use a preset pot mounted on the pcb to set the desired fixed voltage. For example, this circuit can be used to produce a fixed 9V stabilised output in order to substitute it for a 9V battery. (So far as I

know, there have never been fixed 9V regulators.) Alternatively, a panel mounted pot can be used instead of the preset, so allowing for panel selection of any voltage within the range. Thirdly, VR1 could be replaced by a series of fixed resistors as a divider chain. In this case a switch could then select the required control voltage available at any of the resistor junctions.

If you are switch selecting the voltage, another option exists. The switch can also be connected to take the common terminal of IC1 direct to 0V, so allowing the chip to act as a normal 5V regulator. You should also ensure that this latter switching simultaneously disconnects the output of IC2 from the circuit. Although the 741 opamp has overload protection, it's preferable not to take undue advantage of the fact. You will need to make a cut on the pcb to allow for this latter switching option.

STACKED SELECTION

Now come the other options. For these you will need to build two identical circuits. The choices then come from the way in which you make use of them.

In my own main workshop unit I have kept both circuits separate and have a selection of sockets and switches on the panel so that I can select and intercouple as the situation demands. I have used only one transformer, using one winding for one board, and one for the other. Although Fig.1 shows both windings in parallel, this is only to give greater current from a

smaller transformer; you can equally well use a basically more heavy duty transformer, keeping the twin windings separate, and still achieve a similar load capacity. You could also use a separate transformer for each of the circuits.

RELATIVITY

For a positive/negative supply, the +ve is taken from the conventional output of the first board. This board's 0V line is connected to the conventional output of the second. This connection forms the common 0V line for both boards. What was previously the 0V line of the second board thus becomes negative with respect to the common 0V line. You thus have your split power supply. Furthermore, each half of the supply can be set for different outputs. So, you could have a supply set for +13V/0V/-5V, for example, or +9V/0V/-15V, or any combination between minimum and maximum settings.

The next option is to regard the latter -ve line as 0V, then the common line between the two boards will be positive with respect to 0V at the level set, and the output from the first board will be the sum of its set output plus that of the lower level board. If each board is basically capable of a supply range from +5V to +15, in this stacked configuration the range selectable becomes +10V to +30V. It's just a matter of which line you regard as your 0V (or ground) line, and connecting up to other equipment accordingly.

PE

COMPONENTS

RESISTORS

- R1 1k 0.25W 5% carbon film
- VR1 10k lin preset or rotary pot (see text)

CAPACITORS

- C1 1000µF 25V electrolytic
- C2 220nF polyester
- C3 100nF polyester

SEMICONDUCTORS

- REC 1 50V 1A bridge rectifier
- IC1 741 opamp
- IC2 7805 5V regulator

MISCELLANEOUS

0-12V 0-12V 1A transformer (see text), fuseholder plus 1A fuse, 8-pin dil socket, mains on-off dpdt switch, output sockets to suit requirements, Phonosonics' PCB 130A, box and wire to suit.

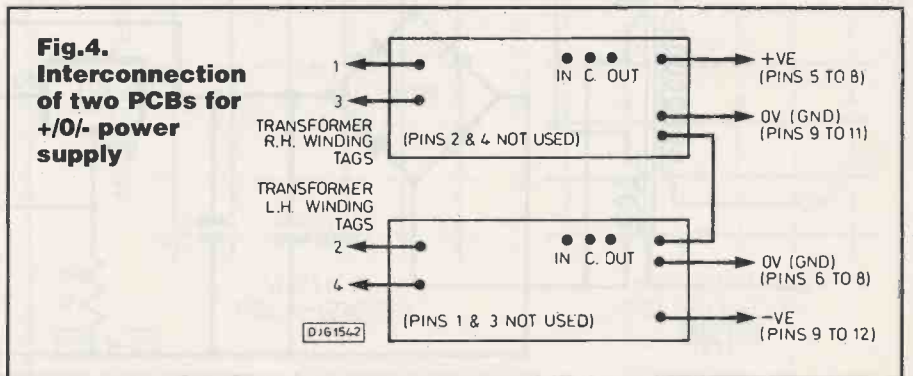


Fig. 4. Interconnection of two PCBs for +/- power supply



★ LEARN BY BUILDING ★ ENJOY BY USING ★

PROJECT KITS

★ BE CREATIVE ★ RAISE YOUR SKILLS ★ GET KITTED! ★



DUAL BEAM OSCILLOSCOPE

2Y-amps, 6 ranges, variable level, DC to over 1MHz. 4 modes - Y1, Y2, Y1 & Y2, Y1 & Y2 to X. Time base variable from 0.05Hz to 20KHz. Variable sync level, polarity and source. Separate bright-line, brilliance and focus controls. Independent trace deflection controls. Details in catalogue.

BURGLAR ALARM CONTROLLERS

MULTIZONE CONTROL

SET280 £23.90
Two entry-zones, anti-tamper loop, personal attack, entry-exit timing, timed duration, automatic resetting, latching LED monitors.

SINGLE ZONE CONTROL

SET279 £10.50
With timed duration control and latching LED monitor. Both units can be used with any standard detection devices, such as contact or magnetic switches, pressure pads, tremblers, ultrasonics, infrared etc., and will activate standard bells, strobes or sirens.

COMPUTER KITS

The software listings published with the computer kit projects are for use with C64, PET and BBC computers.

CHIP TESTER SET258F £41.50

Computer controlled logic and chip analyser.

EPROM PROGRAMMER SET277 £26.20

Computer controlled unit for 4K Eproms.

MICRO-CHAT SET276 £69.50

Computer controlled speech synthesiser.

MICRO-SCOPE SET247 £49.50

Turns a computer into an oscilloscope.

MICRO-TUNER SET257 £57.40

Computer controlled, tuning aid and freq counter.

MORSE DECODER SET269 £26.70

Computer controlled morse code-decoder.

MORE KITS IN CATALOGUE
SEND MEDIUM S.A.E. FOR CATALOGUE AND
WITH ALL ENQUIRIES
(OVERSEAS SEND £1.00 TO COVER POSTAGE)

VARIOUS

VOICE SCRAMBLER SET287 £49.50

32 switchable channels to keep your communications confidential.

STORMS! £35.50 each unit

Raw nature under panel control! Wind & Rain SET250W.
Thunder & Lightning SET250T.

DISCO-LIGHTS SET245F £69.50

3 chan sound to light, chasers, auto level.

EVENT COUNTER SET278 £36.60

4-digit display counting for any logic source.

ASTRONOMY



SIDEREAL CLOCK

SET295 £49.50

Dual purpose star-time and solar-time digital clock with alarm.

ENVIRONMENT

WEATHER CENTRE

Keep the Met Office in check and monitor the wind speed and direction, rain, temperature, soil moisture and sunny days.

Six detector circuits - KIT 275.1 £18.50

Automatic metered control monitor circuit - KIT 275.2 £41.50

Optional computer control circuit - KIT 275.3 £15.50

ELECTRONIC BAROMETER

SET285 £41.20

Computer controlled unit for monitoring atmospheric pressure.

GEIGER COUNTER SET264 £65.50

A nuclear radiation detector for environmental and geological monitoring. With built in speaker, meter and digital output. This project was demonstrated on BBC TV.

ORDERING

Add 15% VAT. Add P&P - Sets over £50 add £3.00. Others add £2.00. Overseas P&P in catalogue. Text photocopies - Oscilloscope £3.00, Geiger £3.00, Weather £2.00, others £1.00, plus 50p post or large SAE. Insurance 50p per £50. MAIL ORDER, CWO, CHQ, PO, ACCESS VISA. Telephone orders: Mon-Fri, 9am - 6pm. 0689 37821. (Usually answering machine).

FOR PE PSU SEE CATALOGUE!

PHONOSONICS, DEPT PE95, 8 FINUCANE DRIVE, ORPINGTON, KENT, BR5 4ED.

MAIL ORDER

OUT NOW!

CRICKLEWOOD ELECTRONICS

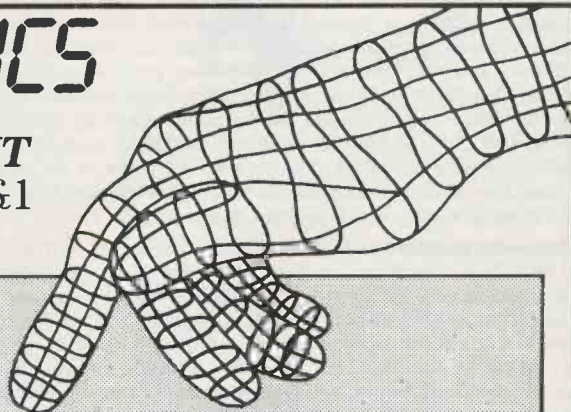
1989 100 PAGE COMPONENT CATALOGUE PRICE £1

SEND OFF FOR YOUR COPY TODAY...

- WE STOCK AN UNRIVALLED RANGE
- ALL OUR COMPONENTS ARE FIRST CLASS BRANDED ITEMS
- WE OFFER A SAME DAY SERVICE ON ALL STOCK ITEMS
- NO MINIMUM ORDER—IF YOU NEED ONE COMPONENT WE CAN SUPPLY ONE COMPONENT
- WE HAVE ADOPTED A NEW LOWER PRICING POLICY + QUANTITY DISCOUNTS
- FREE VOUCHERS WITH YOUR CATALOGUE—ORDER ONE NOW!...

JUST FILL IN THE COUPON OPPOSITE AND POST IT WITH YOUR £1 PAYMENT TO THE ADDRESS BELOW. YOU WILL RECEIVE NOT ONLY OUR SUPERB 100 PAGE CATALOGUE, BUT ALSO FREE VOUCHERS WHICH YOU CAN USE ON YOUR NEXT COMPONENTS ORDER.

CRICKLEWOOD ELECTRONICS LTD 40 CRICKLEWOOD BROADWAY LONDON NW2 3ET TEL: 01-450 0995/452 0161 FAX: 01-208 1441 TELEX: 914977



FREE VOUCHERS!

SEND OFF FOR YOUR CATALOGUE AND VOUCHERS TODAY.


I WOULD LIKE TO RECEIVE.....
COPY(COPIES) OF THE 1989
CRICKLEWOOD ELECTRONICS
COMPONENT CATALOGUE. I
ENCLOSE £.....
PLEASE ENCLOSE MY FREE
VOUCHERS.

Tape your £1 coin here, or send a cheque or postal order for £1.00 for every catalogue you require.

NAME.....

ADDRESS.....





Your Ed looks at some of the new books recently received.

Make Money from Home Recording. Clive Brooks. PC Publishing. £5.95. ISBN 1-870775-25-2. This book is aimed at recording enthusiasts and musicians, and it's packed with money making ideas. It covers setting up a studio, the equipment needed, how to sell your services, obtaining publicity, hiring out the studio, and a review of the business background. It concludes with a lengthy list of useful addresses for cassette duplication, magazines, manufacturers and other organisations. I could not find any reference to the author's background apart from the implication that he is connected with the Sound Workshop at Southampton, but he appears to know his subject inside out. If you fail to make money from the ideas given you've got the wrong abilities and ambitions.

Synthesizers for Musicians. R.A.Penfold. PC Publishing. £6.95. ISBN 1-870775-01-5. First a rebuke - let's keep British English as British as practical and avoid Americanisms such as using 'Z' in place of 'S' in synthesisers. It's not RAP at fault I'm sure so I guess it must be Philip of PCP - really Philip! Having said that, Robert (one of our elite contributors) is at his expected best and has written a book that will find immediate appeal with modern musicians. He explains all the current popular forms of synthesis, including linear arithmetic as used by Roland, phase distortion as used by Casio, Yamaha's frequency modulation, and sampling. He describes how the instruments are adjusted to produce various types of sound, such as strings, brass, percussion etc. The theory of synthesis is treated in a simple, understandable way that will guide you through what you need to know to use your instrument effectively. If you're tired of randomly pushing buttons without really knowing what you're doing, go out and get this book.

Experiments in Gallium Arsenide Technology. D.J.Branning and Dave Prochnow. Tab Books. £13.20. ISBN 0-8306-9352-1. Congratulations to Tab Books for this publication, its contents are welcome. Gallium arsenide technology has several advantages over that of silicon, and devices using it will become increasingly familiar. GaAs can carry electrons up to six times faster than silicon, it's more temperature tolerant, less power hungry, more resistant to radiation, and both emits and absorbs photons. Its present drawbacks are its expense, its low density component capacity, and its difficulty to test in production. This book covers products, manufacturers and the technologies of GaAs micro- and optoelectronics. It explores ten separate devices with a chapter to each, and describes practical diy circuits to build using them. A list of American component suppliers is given, but though no British suppliers are quoted, it would seem that many of the parts needed should be available in Britain. But this book is probably worth its price just for the information alone, even if you don't build anything in it.

Superconductivity. Jonathan L.Mayo. Tab Books. £10.00. ISBN 0-8306-9322-X. Superconductivity is probably the most revolutionary development in electronics technology since the transistor and laser. Already there are many applications to which it is being put. There are also some areas where it has almost become part of mythology in terms of what it may eventually achieve. This book takes an interestingly presented look at the present facts, and the future realistic possibilities. It is well illustrated with many drawings and lots of photographs. The text is written in easy to follow terminology and covers the nature of superconductivity, and its applications in power systems, electronics, science, medicine, and transportation. A short glossary is included.

Radio-Electronics Guide to Computer Circuits. by its editors. Tab Books. £7.75. ISBN 0-8306-9333-5. This book is described on its cover as "a collection of the best articles featured in Radio Electronics Magazine". Well, if that is so, I am even more glad that it's PE that I edit! What disturbs me straight off is that many of the diagrams are drawn as very sloppy freehand sketches. Although I approve of informality as a way of speaking to people rather than at them, diagram sloppiness detracts from informative clarity rather than aiding it. Tab Books are a large enough organisation to know better than to use sketches, and they must surely have the financial resources to have them drawn properly. It is obviously not practical for review purposes to test the circuits and their descriptions for shortcomings - they appear to be satisfactory but the diagram sloppiness leaves me somewhat concerned. The word "guide" in the title should also be noted - much more information will need to be sought elsewhere if you want to learn more comprehensively about computer

circuits. However, I accept Tab's decision to publish the book since it does cover several microprocessor types and gives working examples of some situations in which they might be used.

50 CMOS IC Projects. Delton T.Horn. Tab Books. £13.20. ISBN 0-8306-2995-5. I am pleased to recommend this book as a source of useful experimental circuits for those wishing to explore the possibilities of a variety of standard cmos chips. The book begins with a general introduction to digital electronics, following it with chapters covering circuits in the general categories of : binary, control, test, flashing, sound and music generating, counting, time keeping, games, plus a few miscellaneous circuits. Circuit diagrams and parts lists are given though constructional layouts are not. The book is more suited to intermediate experimenters than to raw beginners.

How to Make Printed Circuit Boards. Calvin Graf. Tab Books. £12.70. ISBN 0-8306-2898-3. Of the 200+ pages in this book, about 21 are devoted to the actual techniques of designing and making your own pcbs. The basic principles described will be of interest to any would-be pcb maker, although some of the materials referred to are probably only available in the USA. By and large, though, equivalent materials are available in Britain through various suppliers, with the possible exception a special pcb imaging film for use with photocopiers. This film is not vital to pcb making and the other techniques described are equally suitable. I feel that more information could have been given on designing and making pcbs, but the text gives a reasonable insight into what can be a very straightforward process. The remainder of the book covers the general principles of construction, electron theory, components, circuit diagrams, tools, various wiring boards, and details of 17 interesting projects to build. There is another chapter on commercially available kits, but these appear to be relevant only to those living in the US. The book is well illustrated with diagrams and photographs, and will be a useful addition to any hobbyist's bookshelf.

50 Powerful Printed Circuit Board Projects. Dave Prochnow. Tab Books. £12.40. ISBN 0-8306-2972-6. This is a nicely thought-out book with a good variety of simple projects. Taking a few at random, there are flashing lights, speech synthesisers, radios, amplifiers, music generators, a robot, and a time bomb! PCB layouts are shown for each project, each printed on pages with nothing on their reverse side, so simplifying the transfer to pcb materials. Pinouts for selected ics are shown separately and a brief glossary is given. All the parts quoted should be readily available in Britain.

Improving TV Signal Reception. Dick Glass. Tab Books. £12.40. ISBN 0-8306-2970-X. Practical solutions to tv reception problems are offered by this book. It explains in simple direct terms the three basic reception setups used for transmitting signals to tv sets. It supplies technical data and formulae, describes tools and troubleshooting techniques for determining specific problems in antenna setups, and offers advice on solving particularly difficult reception problems as well as tips on safety. Reference charts are given for carrier frequencies and satellite numbers though these and the directory of antenna installers appear only to be applicable to those in the USA. Much of the information otherwise given should have universal appeal, including the numerous quizzes included.

Experiments in CMOS Technology. Dave Prochnow and D.J.Branning. Tab Books. £11.25. ISBN 0-8306-9362-9. This book is little more than a selection of abbreviated cmos data sheets. Although the pinouts shown will be of use to experimenters, the heavy emphasis placed on parameters such as propagation delays and transition times at selected psu voltages probably will not. There are some useful experimental circuits, but by no means as many as I would have hoped for in a book of this title. The projects include such circuits as a cmos logic tester, a-d converter, motor speed control, eprom programmer, binary counter, and a few others. PCB layouts for the projects are included. I can't help but feel readers might be better off buying a separate comprehensive and dedicated data sheet book and another book containing only experimental circuits.

How to Design Solid State Circuits - 2nd Edition. Mannie Horowitz and Delton T.Horn. Tab Books. £13.20. ISBN 0-8306-2975-0. In over 360 pages this book takes an in-depth look at four major categories of semiconductor: diodes, transistors, ics and thyristors. It is directed to circuit designers, engineers, technicians and students, and provides a wealth of information on semiconductors, their performance in many applications and operation in a manner that will ensure reliability. It is well illustrated, and though it uses mathematics in essential places, the equations and formulae are pretty straightforward and should be no problem to more experienced constructors and designers. This is the sort of book for which I feel Tab deserve credit.

Publisher's addresses:

PC Publishing Ltd., 4 Brook Street, Tonbridge, Kent TN9 2PJ.
TAB Books are imported by **John Wiley and Sons Ltd.**, Baffins Lane, Chichester, W.Sussex. PO19 1UD.

USE PC COMPILERS FOR AN SBC


For really fast development of stand alone systems, use a Lancer or Hunter target board with Hexatron's PromDOS. This emulates DOS and BIOS calls, gives you silicon discs and even allows you to run non-ROMable compiled code in a ROM environment. Too good to be true? - Call us now for a free demonstration.

THE SDS LANCER

An 8088/V20 target board with two serial ports, four parallel ports, six counter-timers, four 32 pin memory sockets, battery backup, RTC, watchdog timer, optional 8087, optional mains psu & case.

THE SDS HUNTER

An 80188 target board with 256k bytes EPROM, 256k bytes battery backed RAM, 256k bytes D-RAM, two serial ports, three counter-timers, RTC, watchdog timer, optional mains power supply and case.



Sherwood Data Systems Ltd

Unit 6, York Way, Cressex Estate, High Wycombe. Tel. 0494-464264

HART

HART ELECTRONICS are specialist producers of kits for designs by JOHN LINSLEY-HOOD. All kits are APPROVED by the designer.

LINSLEY-HOOD CASSETTE RECORDER CIRCUITS



Complete record and replay circuits for very high quality low noise stereo cassette recorder. Circuits are optimised for our HS16 Super Quality Sendust Alloy Head. Switched bias and equalisation to cater for chrome and ferric tapes. Very easy to assemble on plug-in PCBs. Complete with full instructions.

Complete Stereo Record/Play Kit £33.79
 VU Meters to suit £2.30 each
 Reprints of original Articles 75p no VAT
 860X Stereo Mic Amplifier £8.70

LINSLEY HOOD 300 SERIES AMPLIFIER KITS

Superb integrated amplifier kits derived from John Linsley-Hood's articles in 'Hi-Fi News'. Ultra easy assembly and set-up with sound quality to please the most discerning listener. Ideal basis for any domestic sound system if quality matters to you. Buy the kit complete and save pounds off the individual component price.

K300-35 35 Watt. Discount price for Complete Kit . £98.79
 K300-45 45 Watt. Discount price for Complete Kit £102.36
 RLH4&5. Reprints of Original Articles from 'Hi-Fi News' £1.05 no VAT

LINSLEY-HOOD SUPER HIGH QUALITY AM/FM TUNER SYSTEM.



Our very latest kit for the discerning enthusiast of quality sound and an exotic feast for lovers of designs by John Linsley-Hood. A combination of his ultra high quality FM tuner and stereo decoder described in "ELECTRONICS TODAY INTERNATIONAL" and the Synchrodyne AM receiver described in "Wireless World". The complete unit is cased to match our 300 Series amplifiers. Novel circuit features in the FM section to include ready built pre-aligned front-end, phase locked loop demodulator with a response down to DC and advanced sample and hold stereo decoder together make a tuner which sounds better than the best of the high-priced exotica but, thanks to HART engineering, remains easy to build. The Synchrodyne section with its selectable bandwidth provides the best possible results from Long and Medium wave channels, so necessary in these days of split programming. If you want the very best in real HiFi listening then this is the tuner for you. Since all components are selected by the designer to give the very best sound this tuner is not cheap, but in terms of it's sound it is incredible value for money. To cater for all needs four versions are available with variations up to the top of the range full AM/FM model, with any unit being upgradeable at any time. Send for our fully illustrated details.

STUART TAPE RECORDER CIRCUITS

Complete stereo record, replay and bias system for reel-to-reel recorders. These circuits will give studio quality with a good tape deck. Separate sections for record and replay give optimum performance and allow a third head monitoring system to be used where the deck has this fitted. Standard 250mV input and output levels. These circuits are ideal for bringing that old valve tape recorder back to life.
 K900W Stereo Kit with Wound Coils and Twin Meter Drive £65.67
 RJS1 Reprints of Original Articles £1.30 no VAT

HIGH QUALITY REPLACEMENT CASSETTE HEADS



Do your tapes lack treble? A worn head could be the problem. Fitting one of our replacement heads could restore performance to better than new! Standard mountings make fitting easy and our TC1 Test Cassette helps you set the azimuth spot-on. We are the actual importers which means you get the benefit of lower prices for prime parts. Compare us with other suppliers and see! The following is a list of our most popular heads, all are suitable for use on Dolby machines and are in stock.

HC20 Permalloy Stereo Head. This is the standard head fitted as original equipment on most decks £7.66
 HS16 Sendust Alloy Super Head. The best head we can find. Longer life than Permalloy, higher output than Ferrite, fantastic frequency response £14.86
 HQ551 4-Track Head for auto-reverse or quadrophonic use. Full specification record and playback head £14.60
 HX100 Stereo Permalloy R/P head. Special Offer £2.49
 MA481 2/2 Language Lab R/P head £13.35
 SM166 2/2 Erase Head. Standard mounting, AC type £8.85
 SM150 2/2 Erase Head. DC Type £3.60
 HQ751E 4/4 Erase Head for Portastudio etc. £46.80
 Full specifications of these and other special purpose heads in our lists.

HART TRIPLE-PURPOSE TEST CASSETTE TC1

One inexpensive test cassette enables you to set up VU level, head azimuth and tape speed. Invaluable when fitting new heads. Only £4.66 plus VAT and 50p postage.

Tape Head De-magnetiser. Handy size mains operated unit prevents build up of residual head magnetisation causing noise on playback £4.54
 Curved Pole Type for inaccessible heads £4.85

Send for your free copy of our LISTS. Overseas please send 2 IRCs to cover surface Post or 5 IRCs for Airmail.

Please add part cost of post, packing and insurance as follows:

INLAND
 Orders up to £10 - 50p
 Orders £10 to £49 - £1
 Orders over £50 - £1.50

OVERSEAS
 Please send sufficient to cover Surface or Air Post as required.

Personal callers are always very welcome but please note that we are closed all day Saturday

24hr SALES LINE
 (0691) 652894

ALL PRICES EXCLUDE VAT UNLESS STATED

HART
 HART ELECTRONIC KITS LTD
 4 PENYLAN MILL
 OSWESTRY SHROPSHIRE
 SY10 9AF

COMPONENT PACKS

This month we have a delicious selection of top grade component packs for you. They all contain brand new components of the very highest quality – ideal for experiment, circuit design and development, or education. All the packs are £1 (+ VAT) each, but if you order five packs you can select another pack **FREE**. Order ten packs and you can have three extra packs **FREE**.

PASSIVE COMPONENTS

PACK 1 – 200 RESISTORS. Mostly 1/4W carbon film. Lots of E12 values with some E96.

PACK 2 – 100 CAPACITORS. Ceramics, metallised film, all types. A fine selection!

PACK 3 – 30 ELECTROLYTICS. Values to 500µF.

PACK 4 – 15 LARGE ELECTROLYTICS. Values to 5,000µF.

PACK 5 – 10 TANTALUM CAPACITORS. Values to 47µF.

PACK 6 – 20 HIGH VALUE POLYESTER CAPS. Values to 2µF.

PACK 7 – 15 DIL RESISTOR NETWORKS.

PACK 8 – 20 CARBON AND CERMET TRACK PRESETS.

OPTO ELECTRONICS & DISPLAYS

PACK 11 – 10 5mm LEDs: 4 red, 2 yellow, 2 orange, 2 green.

PACK 12 – 10 3mm LEDs: 4 red, 2 yellow, 2 orange, 2 green.

PACK 13 – 2 CQY89A high power infra-red emitters.

PACK 14 – 2 HIGH POWER SENSORS. Matched to emitters in PACK 13.

PACK 15 – 2 FND10 0.1" miniature 7-segment CC LED displays.

PACK 17 – 20 NEON BULBS (use 100k series resistor for mains).

PACK 18 – 2 INFRA-RED COMPONENTS. Emitter and phototransistor.

PACK 19 – 3 FLASHING LEDs. A built-in IC makes the LED flash.

PACK 21 – 1 SLOTTED INFRA-RED OPTO SWITCH.

PACK 23 – 10 RECTANGULAR GREEN LEDs. For bar graph, etc.

SEMICONDUCTORS

PACK 26 – 3 TAG136D MAINS TRIACS (400V, 4A).

PACK 27 – 30 IN4000 SERIES RECTIFIERS.

PACK 28 – 30 MIXED SEMICONDUCTORS. Transistors, diodes, SCRs, ICs, FETs, etc.

PACK 29 – 20 ASSORTED ICs. CMOS, TTL, linear, memory, all sorts.

PACK 30 – 20 TRANSISTORS. High grade general purpose NPN.

PACK 31 – 1 CF585 CALCULATOR IC. With data.

MISCELLANEOUS

PACK 36 – 4 12V BUZZERS.

PACK 37 – 3 PANEL NEON LAMPS.

PACK 39 – 5 'BEEHIVE' TRIM CAPS.

PACK 40 – 3 VDRs. Mains transient suppressors – just wire between L and N of plug.

PACK 42 – 12 PP3 BATTERY CONNECTORS.

PACK 43 – 100 MYSTERY PACK. At least 100 top grade components.

PACK 44 – 1 MINI BIO-FEEDBACK KIT. With PCB, components and instructions.

PACK 45 – 1 MINI DREAM MACHINE KIT. With PCB, components and instructions.

EXTRA PACKS

PACK 50 – 12 BC212 TRANSISTORS. General purpose PNP.

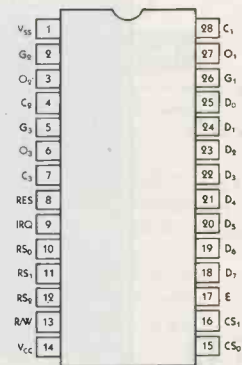
PACK 51 – 12 BC213 TRANSISTORS. General purpose PNP.

PACK 52 – 2 PIEZO BUZZERS. Use as microphone, speaker or buzzer.

JULY SPECIAL OFFERS

Ever wondered where you could get a microcomputer for 25p, three programmable timers for £1.20 and a memory IC for 10p? The offers below are for this month only, so don't turn the page without making sure of your share!

MC6840P



Need a programmable timer? In the MC6840 you get three! Each one can be a one-shot timer, a frequency meter, a pulse width comparator, an event counter – it all depends on how you program it. Each timer has own operating mode control, so all three can be performing a different function and can be re-programmed from a microprocessor or logic circuit at any time.

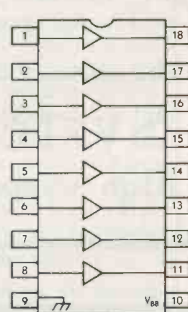
The IC comes complete with its own data sheet and programming guide. Normally around £4 each for the IC alone, our price for the IC and data is only **£1.20 + VAT** (or 6 for **£5.20 + VAT**) if you order before July 31st!

COP421L

This amazing little IC is a complete microcomputer on a single chip! It has built in RAM, 19 I/O lines, internal counter, outputs to give direct drive to seven segment LEDs, and all kinds of other features too horrible to contemplate.

The IC comes complete with data pack. It normally costs ££s, but our price for all orders received before July 31st is **25p!** Only one per order.

UDN6128



A useful little device for interfacing CMOS ICs to circuits working at higher voltages (up to 80V) or currents (up to 35mA). Pin 9 of the IC connects to logic ground and V_{BB} to the high power rail of the higher voltage circuit. The inputs accept CMOS logic levels from ICs running from 6V to 15V. The outputs switch without inversion between 0V and V_{BB}. Ideal for running seven-segment displays.

July price: Pack of four UDN6128 ICs only **£1.20!** + VAT. Six packs for **£5.20!** + VAT.

P8257

A complete four channel DMA (Direct Memory Access) controller for high speed data transfer. The data includes a detailed description of the IC's operation, timing diagrams, and complete application circuits.

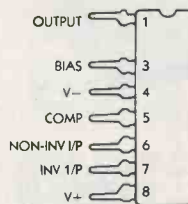
July price: **£1.20 + VAT** each, or five for **£4.80!** + VAT.

DS75123

Another one for the experts. These ICs drive data at immense rates for very high speed logic circuits. The data explains how.

July price: Pack of four line driver ICs for **£1!** + VAT.

HA12017



How about a top flight pre-amplifier IC with specifications to rival the very best? This one turns in a THD figure below 0.002% over the whole audio bandwidth (not just at 1kHz.) Buy one today – your ears will love you for it!

July price for the IC with data: **£2.80 + VAT**.

L165V

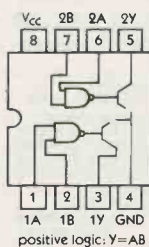
Every pre-amp needs a power amp, and this one matches the HA12017 to perfection. Pure, sweet reproduction for your quiet Iron Meathead moods, with enough power to shake the walls when you fancy stomping to a blast of chamber music. This month: L165V with data **£3.90 + VAT**.

MCM93415DC

I bet you think I made that one up! These are memory ICs suitable for remembering all manner of bits, bytes, boots, nibbles, chews and gnashes. Access time 45ns, Visa time not specified. Particularly useful for leaving pins-upwards on bus seats.

Pack of ten memory ICs **£1!** + VAT.

SN75451



If your logic circuits need to switch relays, lamps, or any other high current device (up to 300mA), this is the IC to go for. The loads, driven from an open collector, can operate at up to 30V.

July price: Pack of four dual high-current drive ICs with data for **£1.20!** + VAT.

UK Orders: Please add 80p postage & packing and 15% VAT to the total (including postage).

Europe and Eire: Please add £2.50 carriage and insurance. No VAT.

Outside Europe: Please add £4.50 carriage and insurance. No VAT.



Just looking at a satellite television receiver in a shop or elsewhere gives you a few clues to the other signal characteristics we have not yet discussed. Probably the most prominent thing you'll see is a numerical display, showing a number for the tv programme channel to which the set is tuned.

You tune the receiver to a particular channel by pressing buttons labelled with single-digit numbers (0 to 9) – probably on a hand-held remote control unit. Usually two such buttons have to be pressed, for example '27', and this two-digit number appears on the display.

But this number itself is not significant from a fundamental point of view. It's just an arbitrary code or label identifying a particular channel transmitted from a particular satellite – say the Premiere film channel coming from a transponder in Intelsat VA-F11 (see Part 2). The receiver is already programmed so that, when you select this arbitrary code number, the set automatically tunes to the transmission frequency of the channel thus identified.

Yes, *frequency* is the fundamental characteristic we are now concerned with, after satellite position and signal power (Part 2). For a start, in talking about the

You'll see that in Fig.1 the channel centre frequencies are spaced along each row at intervals of 29.5 MHz. The difference between this spacing and the 26-MHz channel width is a small amount of frequency spectrum that has to be kept vacant between channels. Called a guard band, its purpose is to prevent the transmissions in adjacent channels in the same row from interfering with each other. The significance of the two separate rows of channels, labelled 'horizontal polarisation' and 'vertical polarisation' will be explained later.

FREQUENCY BANDS

Let's now look at the satellite frequency situation a bit more generally.

The idea of channels, as strictly defined bands of frequencies allotted to particular transmissions, may seem pretty obvious nowadays. But it wasn't always so. In the earliest days of radiocommunication, tuning had not been invented and all transmissions spread heedlessly over much of the whole frequency spectrum. Naturally, as more and more systems came into service the complete absence of selection meant that

they started to interfere with each other. Everyone realised that some tidying-up was essential.

The arrival of tuning (then called 'syntony') put transmissions on specific carrier frequencies and so allowed them to be kept separate in the spectrum. But modulating a carrier frequency with a speech or other signal generates bands of side frequencies below and above the carrier. Everyone then realised that the carrier frequencies had to be carefully spaced so that these sidebands would not overlap and also cause interference between the different transmissions. Thus a carrier frequency plus its necessary sidebands forms what we now call a channel.

These physical requirements led to international frequency planning (from 1903 onwards) to ensure that different services and systems could work simultaneously without interfering with each other. Starting with terrestrial radiocommunication, this planning eventually expanded to include radio and television broadcasting, radio amateurs, radar and the rest. The first space conference, dealing specifically with frequencies for satellites and other spacecraft, was held in 1963.

SATELLITE FUNDAMENTALS

'frequency' of a satellite tv channel above we have been referring to the centre frequency of the channel. As an example Fig.1 shows the centre frequencies of the sixteen available channels of the Astra satellite. They range from 11.21425 GHz to 11.4355 GHz.

But, as can be seen from the 16 small blocks or envelopes in this diagram, each channel actually comprises a small band of frequencies. For example, channel No 9 (which carries Eurosport) occupies a band of frequencies from 11.31925 GHz to 11.34525 GHz. All the sixteen Astra channels have this same width, namely 26 MHz. This is the frequency bandwidth of the satellite transponders (see Part 2).

BY TOM IVALL

Part 3 - More characteristics of satellite signals - frequency, polarisation, modulation and coding

So the satellite services, coming several decades after much of the terrestrial system planning, had to be fitted into whatever frequency spectrum was left. Fortunately there was plenty of spectrum still available in the microwave region – the super high frequencies (shf) from 3 GHz to 30 GHz – and this is where most of the satellite frequency allocations are to be found today, as can be seen from the table. Even so there are a few lower frequencies as well, from several MHz upwards, and some of these are listed in the table for illustration.

In general the lower frequencies – at hf, vhf and uhf – cannot be easily made directional and focused into narrow beams. But this does not matter a great deal as they are mainly used for the short transmission distances of LEO satellites (see Part 1). The microwave frequencies, however, do allow narrow beams to be formed with reasonably small parabolic antennas that can be conveniently carried on spacecraft (see Part 2).

When satellites act as relay stations (eg, comsats and dbs) it's important that the

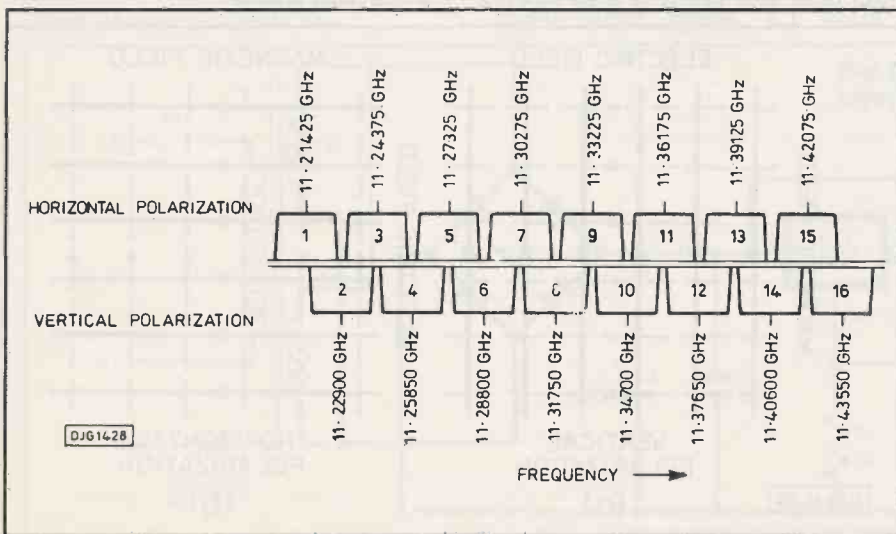


Fig.1. Channel frequencies of transmissions from the Astra tv satellite, shown by the 16 small envelopes labelled with centre frequencies. Available spectrum between 11.2GHz and 11.45 GHz is used twice by arranging 8 transmissions to be horizontally polarised (top row) and 8 to be vertically polarised (bottom row).

Frequency band	Microwave band	Frequency allocation (lower limit)	Type of service
hf		7.00 MHz 14.00 MHz 18.06 MHz 19.99 MHz	Amateur sat. transmissions Amateur sat. transmissions Amateur sat. transmissions Research sat. downlinks
vhf		121.50 MHz 138.00 MHz 144.06 MHz	Rescue beacon uplinks Research sat. downlinks Amateur sat. downlinks
uhf		406.00 MHz 430.00 MHz	Rescue beacon uplinks Amateur sat. uplinks
shf	L	1.21 GHz	Navigation satellites
		1.26 GHz	Amateur sat. uplinks
		1.53 GHz	Mobile satcoms downlinks
		1.56 GHz	Navigation satellites
		1.63 GHz	Mobile satcoms uplinks
		1.67 GHz	Meteorological satellites
	S	2.50 GHz	Community sat. broadcasting
		C	3.40 GHz
	5.92 GHz		Fixed satcoms uplinks
	X	7.25 GHz	Military satcoms downlinks
7.90 GHz		Military satcoms uplinks	
Ku	10.70 GHz	Fixed satcoms downlinks	
	11.70 GHz	DBs transmissions	
	12.50 GHz	Fixed satcoms downlinks	
	12.75 GHz	Fixed satcoms uplinks	
	14.00 GHz	DBs feeder uplinks	
Ka	17.70 GHz	Fixed satcoms downlinks	
	22.50 GHz	DBs transmissions	
	27.00 GHz	Fixed and mobile uplinks	
ehf	Q	37.50 GHz 40.50 GHz	Fixed satcoms downlinks DBs transmissions

Table: A short selection of satellite frequency allocations for illustration.

satellite's transmitter for the downlink should not work in the same frequency band as the satellite's receiver for the uplink. Otherwise the satellite transponder would interfere with itself, feeding signals from its transmitter back into its own receiver. For this reason the uplink and downlink frequencies allocated to satellite services are kept well apart. In C-band telecommunications systems, for example, the uplinks are at about 6 GHz while the associated downlinks are at about 4 GHz.

POLARISATION

A domestic satellite tv receiver gives you another clue about the fundamental characteristics of satellite signals. It will have a switch marked 'polarisation change' (or 'polarity change'). Roger Bowyer, the technical manager of Rediffusion Satellite Systems, explained to me that this switch allows the whole receiving equipment to be set up to handle different directions of field

in the incoming electromagnetic waves. A given, constant direction of field in an e-m wave is known as its polarisation.

All e-m waves, including light and radiant heat, consist of alternating fields and these fields must extend in some direction

or other. Often the direction is varying. But electromagnetic waves, as the name implies, have two fields – electric and magnetic – which lie at right-angles to each other as the waves propagate. So which one do we mean when we talk about the direction of polarisation?

It's purely a matter of convention that the *electric* field direction has been chosen and agreed upon to represent the direction of polarisation. Thus a 'vertically polarised' wave means a wave in which the electric field extends vertically as in Fig.2(a), while a 'horizontally polarised' wave has the electric field lying horizontally as in 2(b).

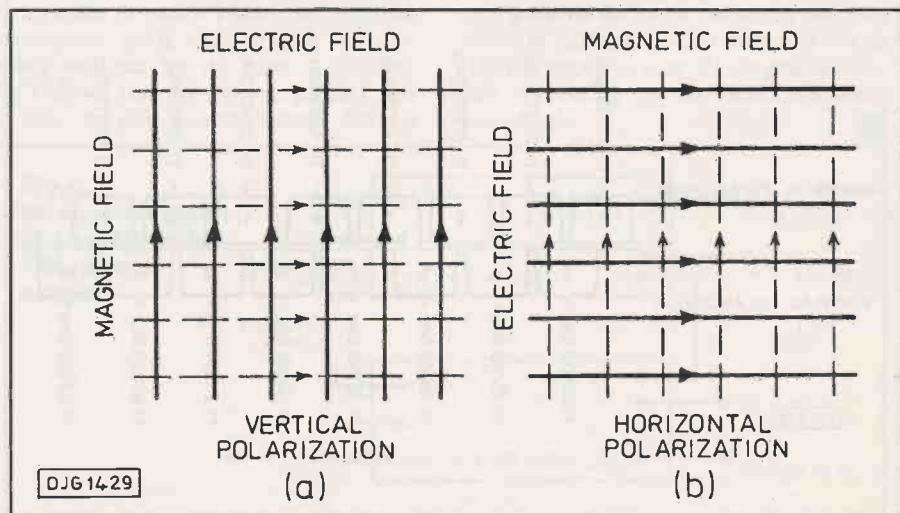
Some satellite transmissions have vertical polarisation, others have horizontal polarisation, and yet others have a third kind – circular polarisation. In the last-mentioned the fields are rotating continuously at a rate of one complete revolution per cycle of the radio frequency. At the transmitter the direction of rotation can be made either clockwise or anticlockwise. The two modes are actually identified as right-hand and left-hand circular polarisation.

But why does the direction of polarisation matter in satellite transmissions?

The answer is, briefly, to make more economical use of the limited frequencies available for satellite systems. There is a permanent, insistent demand from operators and users of all radio systems – not only in the satellite sector – for more space in the frequency spectrum. They want these frequencies in order to expand existing services and to set up new ones. The spectrum itself is a limited natural resource, and there are engineering difficulties in trying to exploit higher and higher frequencies in the mm-wave bands.

But a given frequency can be used by

Fig.2. Illustrating wave polarisation of an rf transmission, as defined by the direction of the electric field (solid lines) in the e-m wave: (a) vertically polarised e-m wave; (b) horizontally polarised wave.





more than one system, without mutual interference between systems, if this is done at different times or in different places. The principle is known as frequency re-use. A third possibility is to re-use a given frequency by making it available with different directions of polarisation, which separate the transmissions from each other. Hence the different polarisations adopted in the satellite field.

Fig.1 shows, for example, how sixteen 26-MHz tv channels have been packed into a frequency band (11.2 - 11.45 GHz) which, without different polarisations, would only be able to accommodate eight channels. As can be seen, the sidebands of the vertically polarised eight channels (even numbers) overlap in frequency the sidebands of the horizontally polarised eight channels (odd numbers). But because their directions of polarisation are different there is no mutual interference between channels in the frequency overlap regions.

MODULATION

For a radio frequency (rf) transmission to carry useful information - speech, images, data etc - there has to be some way of impressing this information on the rf oscillation. The process is called modulation. There are two basic ways of achieving it, and many variants of these.

An oscillation is an electrical quantity, say voltage, which is changing with time in a regular, repetitive sequence. Fig.3 shows just a single change taken from a repeating sequence - the solid-line graph. One basic modulation method is to vary the extent, or amplitude, of the change, as shown at (a). This is called amplitude modulation (am). The second basic method is to vary the time

Fig.3. The two basic principles of modulating a periodically changing voltage: (a) in amplitude; (b) in time. Normally the changing voltage is a sine wave (eg an rf carrier) but here we have taken a part of such a wave and distorted it into a step function just to show the two principles clearly.

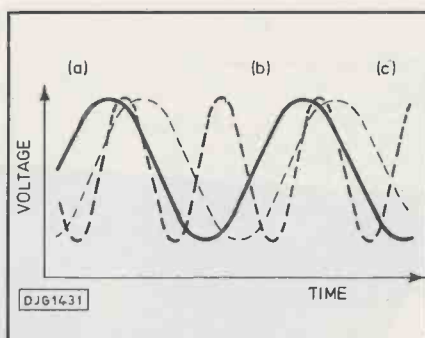
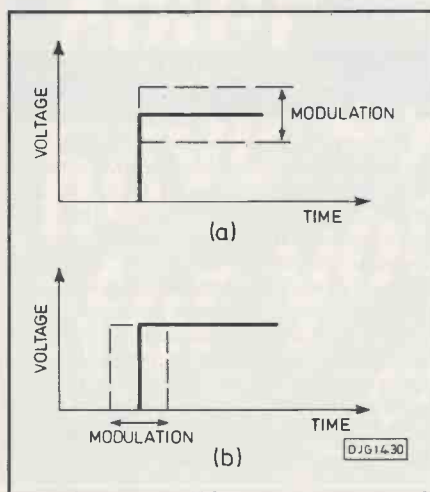


Fig.4. Illustrating the difference between frequency and phase modulation. Sinewave (b) has a different frequency from sine-wave (a), while sinewave (c) has the same frequency as (a) but a different phase (displacement in time).

at which the change takes place, as shown in (b). This is called angle modulation and is the underlying principle of two methods widely used in the satellite field - frequency modulation and phase modulation.

In practice the rf oscillation is a sine wave, as shown in Fig.4(a). By using the time-changing principle of Fig.3(b) the frequency of this oscillation can be swung continuously above or below its normal value, in proportion to the speech, vision or other signal voltage to be transmitted. Waveform (b) in Fig.4 shows the result of a frequency swing of (a) to an instantaneous higher frequency. The maximum swing for a particular system is called the frequency deviation.

Suppose now that waveform (a) is being phase modulated instead of frequency modulated. Here the time-change principle is used to displace the waveform in time rather than to vary its frequency - see waveform (c) in Fig.4. The time displacement is varied in proportion to the modulating signal.

In analogue phase modulation this variation is continuous, but in satellite communication systems carrying digital signals the time displacement is done abruptly, between two distinct phase conditions. This is called phase-shift keying (psk), from the idea of keying in Morse code signalling. Mike Sanders's article in the April 1988 issue shows an example of this in Fig.5 on page 20. The signal is a stream of binary digits, and the psk switches the rf carrier oscillation between two distinct phase conditions in accordance with the signal binary digits 0 and 1.

Because there are just two binary numbers and corresponding phase states, this digital modulation scheme is called binary phase-shift keying (bpsk). A more advanced digital system doubles the communications capacity of bpsk by making it possible for a single carrier to transmit, over the same time, four binary numbers, such as 00,01,11,10. For each of these the carrier goes into a particular phase state.

This method is called quaternary phase-shift keying (qpsk) and is used extensively in satellite communications. It has the advantage that, for a given transponder bandwidth, it allows transmission at twice the digital data rate of bpsk. This doubling of communications capacity can be used either for data messages or for digitised analogue signals (eg digital sound).

But, because more information can be sent in a given time and given bandwidth the signal-to-noise ratio has to be increased to achieve the same accuracy of transmission. This is an example of 'trading' between time, bandwidth and s:n ratio, as illustrated by Fig.5.

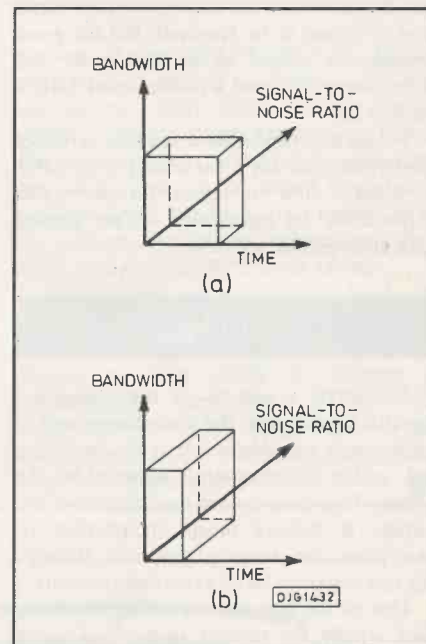


Fig.5. Trading between bandwidth, time and signal-to-noise ratio. The two boxes have equal volumes, representing a given quantity of information (bits), which is transmitted in the same bandwidth in (a) and (b). If, as in (b), the information rate is increased (ie the same number of bits transmitted in less time), the signal-to-noise ratio must also be increased to achieve the same accuracy of transmission as in (a).

You may well ask: why do satellite systems use these complex systems of modulation instead of the much simpler am principle in Fig.3(a)?

Frequency modulation (fm) is the preferred method for sending tv, sound and telecomms speech signals because it overcomes noise more effectively than am - as in terrestrial vhf/fm radio broadcasting. Noise modifies the amplitude of an am signal by directly adding or subtracting spurious voltages to or from the rf waveform: it therefore interferes directly with the amplitude modulation. In an fm signal the noise still affects the amplitude of

the rf waveform, but since the signal information is being conveyed by the frequency, not the amplitude, of the rf carrier this noise doesn't interfere with the signal in the same way.

Satellite signals received on the ground, or ground signals received in the satellite, are in general much weaker than signals in terrestrial systems. A given level of noise will therefore have a worse effect on the signal – lowering the s:n ratio – in the satellite case. Hence the special need for fm in satellite systems. Much the same argument recommends the use of phase modulation in this field.

In practice the fm carrier power need only be just above the noise power for some kind of signal to be received, but for good reception it should be at least twice the noise power (c:n ratio a minimum of 3 dB – see Part 2).

Frequency modulation requires a wider bandwidth than am – for example 26 MHz in Astra – but in return for our extra 'expenditure' on bandwidth we are getting back an improved s:n ratio.

CODING

Coding is a process of organising the signal information at the transmitting end to get the best possible result at the receiving end, within the constraints imposed by the system. It is done before modulation of the carrier. It doesn't mean enciphering or encryption for secrecy purposes (though this can certainly be an extra requirement).

One of the best known coding methods, used widely for satcom systems, is pulse code modulation (pcm). To begin with, note that 'modulation' here doesn't mean direct modulation of the rf carrier, as discussed in the previous section. In fact pcm is a coding method often used in conjunction with the qpsk modulation scheme (see above).

Its principle is to convert an analogue signal into a stream of binary digit pulses. Its purpose is to overcome amplitude variations affecting the transmission process, such as noise and rain fading. This is achieved because the amplitude of the transmitted digit pulses – when converted into phase or frequency shifts by the modulation – doesn't matter very much. What is responsible for the information is purely the ability of the whole system to distinguish between a '0' digit and a '1' digit. This distinction can be made very reliably because it is the simplest possible choice, even though the binary pulses, or equivalent modulation changes, are badly distorted in transmission.

In sending tv and sound signals by satellite, the coding we are talking about is the format of the baseband signal before it modulates the carrier. The PAL system of coding is being used in the first Astra channels but MAC will also come into operation, certainly on the BSB direct broadcasting satellite. Other forms of



Satellite television receiver RSR 50 from Reddiffusion Satellite Systems, with remote control unit in front. On the right is a numerical display for the channel selected. At the extreme left is the antenna positioning control (see Part 2), while next to it is a polarisation changing switch. The receiver is programmed through a microprocessor and a 50-channel memory which stores the frequency, antenna position, polarisation and other operational data for each satellite channel required. When a particular channel is selected on the remote control unit, the appropriate data is recalled and automatically sets up the receiver for that channel.

coding are applied to compressing the bandwidth of both vision and sound signals. (For details, see my article on hdtv in the February and March issues.)

Finally, an advanced form of coding which is coming into increasing use is based on the principle of randomising the signal information. It is changed into a 'pseudo-random' sequence of numbers. In a truly random number sequence there is absolutely no discernible pattern – the randomness goes on for ever – but this would be impracticable for communication purposes because decoding would be impossible. So practical systems use a random sequence of finite length, which is repeated after a very long time, and this is called a pseudo-random sequence.

There are several applications in satellite systems. One is to scramble tv pictures in subscription or pay-per-view schemes, so that unauthorised (non-paying) viewers cannot unscramble the pictures and display them. Another is to provide secrecy and immunity to jamming in military

communications and navigation systems. In both of these fields, of course, the coding is used specifically for encryption.

A third application of pseudo-randomisation is to conserve space in the frequency spectrum where an allocation is strictly limited. A number of different signals can occupy exactly the same band of frequencies without mutual interference as long as each is encoded into an individual pseudo-random sequence. This is a form of multiplexing. The effect of each coded signal when it modulates the rf oscillation – typically by psk – is to generate a band of frequencies occupying the full space available. This can be hundreds of kHz in some systems or several MHz in others. Consequently the method is known as spread-spectrum transmission.

At the transmitting end the code is generated by a digital circuit called a pseudo-random binary sequence (prbs) generator. Its output changes the original, unencoded, signal, which is in binary data form, by digitally multiplying this data. At the receiving end the encoded signal is decoded by digitally multiplying it by the output of a prbs generator, which has a random number sequence identical to that of the transmitter's prbs generator. **PE**

AIR POWER

A North American aluminium company has developed a battery that lives on air, according to a report from the Patents Office. In the battery, electricity is produced by the electrochemical coupling of a reactive metallic electrode, in this case aluminium, to an air electrode through an electrolyte in the fuel cell.

Light weight is one major advantage of an air cell. In recent tests two were installed in a small pilotless aircraft and the total weight was just under 3kg. The cells delivered 250 watts continuously for more than two hours. Military reconnaissance is one obvious application, but there are bound to be many others.



THREE SIMPLE CONSTRUCTION KITS

Especially aimed for the beginner. Have fun with your project even after you have built it and also learn a little from building it. These kits include high quality solder resist printed circuit boards, all electronic components (including speaker where used) and full construction instructions with circuit description.

- SK1 DOOR CHIME - plays a tune when activated by a pushbutton £3.90
 - SK2 WHISTLE SWITCH - switches a relay on and off in response to whistle command £3.90
 - SK3 SOUND GENERATOR - produces FOUR different sounds, including police/ambulance/fire-engine siren and machine gun £3.90
- SPECIAL OFFERS FOR SCHOOL AND TRAINING CENTRES - Contact Sales Office for discounts and samples.

SOLID STATE RELAY BARGAIN

- *ZERO VOLTAGE SWITCHING- No radio interference problems.
- *2.5KV INPUT to OUTPUT ISO- LATION:- No risk of damage to your computer or driver circuits.
- *4 KV TERMINALS to HEAT-SINK ISOLATION:- Simply bolt onto a heatsink.
- *3V to 32V INPUT VOLTAGE:- easily interfaced to TTL or CMOS LOGIC.
- *24V to 240V rms LOAD VOLTAGE:- allowing mains loads to be switched.
- *BUILT IN SNUBBER NETWORK:- Enabling switching of inductive loads.
- *10A MAXIMUM CURRENT:- 4A with no heatsink fitted at 40°C.



CD240/10 £2.25

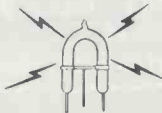
ELECTRONIC GUARD DOG KIT



One of the best deterrents to a burglar is a guard dog and this new kit provides the barking without the bite! The kit when assembled can be connected to a doorbell, pressure mat or any other intruder detector and will produce a random series of threatening barks making the would-be intruder think you have a guard dog and try his luck elsewhere. The kit is supplied complete with high quality PCB, mains transformer, all components and instructions. The kit even includes a horn speaker which is essential to produce the loud sound required. The "dog" can be adjusted to produce barks ranging from a Terrier to an Aisatian and contains circuitry to produce a random series of barks giving a more realistic effect. Don't delay, fit one before you go on holiday and let our dog help you guard your home. **XX125 Complete kit of parts £24.00**

POWER STROBE KIT

Designed to produce a high intensity light pulse at a variable frequency of 1 to 15Hz, this kit also includes circuitry to trigger the light from an external voltage source (eg. a loudspeaker) via an opto isolator.



Instructions are also supplied on modifying the unit for manual triggering, as a slave flash in photographic applications or as a warning beacon in security applications. The kit includes a high quality pcb, components, connectors, 5Ws trouble tube and full assembly instructions. Supply: 240V ac. Size: 75x50x45. **XX124 Stroboscope Kit £13.75**

VERSATILE REMOTE CONTROL KIT

This kit includes all components (+ transformer) to make a sensitive IR receiver with 16 logic outputs (0-15V) which with suitable interface circuitry (relays, triacs, etc - details supplied) can be used to switch up to 16 items of equipment on or off remotely. The outputs may be latched (to the last received code) or momentary (on during transmission) by specifying the decoder IC and a 15V stabilised supply is available to power external circuits.



- Supply: 240V AC or 15-24V DC at 10mA. Size (excluding transformer) 9 x 4 x 2 cms. The companion transmitter is the MK18 which operates from a 9V PP3 battery and gives a range of up to 60ft. Two keyboards are available MK9 (4-way) and MK10 (16-way), depending on the number of outputs to be used.
- MK12 IR Receiver (incl. transformer) £16.30
- MK18 Transmitter £7.50
- MK9 4-Way Keyboard £2.20
- MK10 16-Way Keyboard £6.55
- 601-133 Box for Transmitter £2.60

SUPER-SENSITIVE FM MICROBUG

Highly sensitive FM transmitter measuring only 45 x 25 x 15mm, including the built-in microphone. Frequency 88-100MHz enabling reception on a standard domestic FM radio. Range approximately 300m depending on terrain. Powered by 9V PP3 (7mA). Its small size and highly sensitive electret microphone makes it ideal for surveillance, baby alarm, etc.

INTRODUCTORY PRICE £5.50

MICROPROCESSOR TIMER KIT

Designed to control 4 outputs independently switching on and off at present times over a 7-day cycle. LED display of time and day, easily programmed via 20 way keyboard. Ideal for central heating control including different switching time for weekends. Battery back-up circuit. Includes box 18 time settings.



- CT6000K £47.20
- XX114 Relay kit for CT6000 includes PCB connectors and one relay. Will accept up to 4 relays 3A/240V c/o contacts £4.30
- 701 115 Additional relays £1.80

DISCO LIGHTING KITS

- DL1000K This value-for-money 4-way chaser features by-directional sequence and dimming. 1kW per channel £19.25
- DL21000K - A lower cost uni-directional version of the above. Zero switching to reduce interference £10.80
- DLA/1 Optional opto input allowing audio 'beat' light response 77p
- DL3000K - 3-channel sound to light kit features zero voltage switching, automatic level control and built-in microphone. 1kW per channel. £15.60

The DL8000K is an 8-way sequencer kit with built in opto-isolated sound to light input which comes complete with a pre-programmed EPROM containing EIGHTY - YES 80 different sequences including standard flashing and chase routines. The KIT includes full instructions and all components (even the PCB connectors) and requires only a box and a control knob to complete. Other features include manual sequence speed adjustment, zero voltage switching. LED mlmic lamps and sound to light LED and a 300W output per channel. And the best thing about it is the price: **ONLY £31.50.**

GIANT SOLAR CELLS

NOW IN STOCK these giant size solar panels 12 x 12in will deliver 12 volts 200mA in bright sunlight and 11.5 volts 60mA on a typical British summer day (dull and overcast). HUNDREDS OF USES in the car or caravan, e.g. Charging NiCads, powering low voltage circuits where mains or battery supplies are inconvenient or coupled to a lead acid battery and a simple inverter you could build yourself a self contained mains supply for 100 plus appliances. Stock No. 303 145. £14.50 (low price for p&p on total order)

SEND 9" x 6" SAE & 50p FOR CATALOGUE OR CALL AT SHOP Mon-Fri 9-5 pm Saturday 10-4 pm



ELECTRONICS
13 BOSTON RD.
LONDON W7 3SJ
Tel: 01 567 8910

ORDERING INFORMATION:
ALL PRICES EXCLUDE VAT

FREE P&P on orders over £50 (UK only), otherwise add £1 + VAT. Overseas P&P: Europe £3.50. Elsewhere £10. Send cheque/PO/ Barclaycard/Access No. with order. Giro No. 529314002. LOCAL AUTHORITY AND EXPORT ORDERS WELCOME. GOODS BY RETURN SUBJECT TO AVAILABILITY

TRANSFORMERS

12/24V or 12-0-12V	2 x 12V Secs	2 x 25V Tapped Secs to give
24V	12V £	5,7,8,10,13,17, 20,25,33,40, 50V
0.15	0.05 3.44	or 20-0-20V or 25-0-25V
0.25	0.5 3.64	50V 25V £
0.5	1 4.36	0.5 1 5.91
1	2 6.08	1 A 2 7.91
2	4 7.01	2 M 4 12.81
3 M	6 12.08	3 P 6 14.82
4 P	8 12.87	4 S 8 20.30
6 S	12 15.62	6 12 25.81
8	16 18.59	8 16 36.52
10	20 25.02	10 20 43.34
15	30 31.10	12 24 51.87
20	40 44.40	
30	60 63.75	
41	83 73.41	

MAINS ISOLATORS	30V 15V £	P&P
Pri 120V x 2 or 220/240V or 415/440V. Sec 440V or 240V or 110V Centre Tapped	0.5 1 4.55 1.81	
20VA	1 2 6.19 1.98	
60	2 A 4 10.01 2.20	
100	3 M 6 11.60 2.42	
200	4 P 8 13.84 2.53	
250	5 S 10 17.72 2.64	
500	6 12 19.41 2.91	
1000	8 16 25.74 3.02	
1500	10 20 29.94 3.24	
2000	12 24 33.42 3.35	
3000	15 30 37.43 4.01	
6000	20 40 51.10 6.54	

AUTOS	20VA	£	P&P
105,115,220,230,240V	80	13.38	p 2.14
For step-up or down	150	17.34	& 2.58
80VA	250	21.13	p 3.57
150	350	34.66	3.57
250	500	48.65	5.00
350	1000	86.70	6.13
500	2000	124.46	O/A
1000	3000		
1500			
2000			
3000			
4000			
5000			
7500			
10kVA			
50/25V or 25-0-25V			

Now available 12V LIGHTING TRANSFORMERS Full range

Send SAE for lists. Please add 15% to all items after P&P

UNIT 211, STRATFORD WORKSHOPS, BURFORD ROAD, LONDON E15 2SP

BARRIE ELECTRONICS LTD
TELEPHONE: 01-555 0228 (3 lines)

EX STOCK

60/30V or 30-0-30V	2 x 30V Tapped Secs	Volts available: 16, 18, 36, 40, 60V or 24-0-24V or 30-0-30V
60V 30V £	0.5 1 6.72 2.09	
	1 A 2 10.25 2.20	
	2 M 4 13.17 2.53	
	3 P 6 19.05 2.64	
	4 S 8 21.72 2.75	
	5 10 27.46 3.19	
	6 12 31.32 3.41	
	8 16 44.04 4.12	
	10 20 51.28 4.40	
	12 24 59.09 4.89	

96/48V or 36-0-36V 2 x 36-48V Secs to give 60,72,84, 96V or 36-0-36V, 48-0-48V

96V 36/48V £	P&P
0.5 1 7.16 1.76	
1 2 12.80 2.31	
2 4 21.05 2.91	
3 6 25.49 3.02	
4 8 32.54 3.32	
5 10 46.21 4.18	
6 12 57.87 4.40	
8 16 63.12 5.28	

INVERTERS
12/24V DC to 240V AC
Sine-wave or Square Wave
TOOL TRANSFORMERS
240-110VCT Cable Input
16A BS socket output
2.2KVA £90+£5.33 p&p
CONSTANT VOLTAGE
Transformers for Spike-free
Stable Mains

Also Valve Mains Output & Matching Transformers

TRANSFORMER WINDING SERVICE
3VA to 18KVA

TOROIDALS
Batches Wound to Order
AVO's & MEGGERS
Full range

SURVEILLANCE PROFESSIONAL QUALITY KITS

A range of high quality kits as supplied to leading UK security companies, all in-house designed and produced, not to be confused with cheap imports. All kits come fully documented with concise assembly and setting-up details, fibreglass PCB and all components. All transmitters are fully tuneable and can be monitored on a normal VHF radio or tuned higher for greater security. All units available ready built if required.

- MTX Micro Miniature audio transmitter. 17mm x 17mm. 9V operation. 1000m range. £10.95
- VT500 Hi-power audio transmitter. 250mW output. 20mm x 40mm. 9-12V operation. 2-3000m range £12.95
- VOX75 Voice activated transmitter. Variable sensitivity. 30mm x 40mm. 9V operation. 1000m range £15.95
- CTX900 Sub-carrier scrambled audio transmitter. Cannot be monitored without decoder fitted to radio. 30mm x 40mm. 9V operation. 1000m range £18.95
- DSX900 Sub-carrier decoder unit for monitoring CTX900. Connects to radio earphone socket. Provides output for headphones. 35mm x 50mm. 9-12V operation £17.95
- HVX400 Mains powered audio transmitter. Connects directly to 240V AC supply. 30mm x 35mm. 500m range £15.95
- XT89 Crystal controlled audio transmitter. High performance. 100mW output. Supplied with xtal for 108MHz. Others available to 116MHz. 85mm x 28mm. 9V operation. 2-3000m range £29.95
- TKX900 Tracker/Beeper transmitter. Transmits continuous stream of audio pulses. Variable tone and rate. Powerful 200mW output. 63mm x 25mm. 9V operation. 2-3000m range. £18.95
- ATR2 Micro size telephone recording interface. Connects between telephone line (anywhere) and cassette recorder. Tape switches automatically with use of phone. All conversations recorded. Powered from line. 10mm x 35mm £10.95
- TLX700 Micro Miniature telephone transmitter. Connects to line (anywhere) switches on and off with phone use. All conversations transmitted. 20mm x 20mm. Powered from line. 1000m range £10.95
- XML900 RF bug detector. Variable sensitivity. Triggers LED and beeper when in presence of RF field. Detects MTX 15-20 feet. 55mm x 55mm. 9V operation £21.95
- XL700 Professional bug detector/locator. Variable sensitivity. Twin mode ten segment LED readout of signal strength with variable rate beeper. Second mode AUDIO CONFIRM distinguishes between localised bug transmission and normal legitimate signal such as pagers, cellular etc. 70mm x 100mm. 9V operation £49.95

UK customers please send cheques, PO's or registered cash. Please add £1.50 per order for P&P. Goods despatched ASAP allowing for cheque clearance. Overseas customers send sterling bank draft or Eurocheque and add £5.00 per order for shipment. Credit card orders accepted on 0827 714476. Full catalogue available on receipt of 28p stamp. Trade enquiries welcome.


THE WORKSHOPS
95 MAIN ROAD, BAXTERLEY
Nr Atherstone, WARCS CV9 2LE



0827 714476

D-MM GOOD VALUE!


NEW CAT OUT NOW!



Over 3,000 product lines feature in the Summer 1989 edition of the Cirkit Constructors' Catalogue,

available from most larger newsagents or direct from the company priced at £1.50. The latest books, an RF frequency meter, two new PSU designs and a 3.5MHz converter are among the innovative new kits this issue, while our construction project - a 2 Watt stereo amplifier - is bound to prove an absorbing activity for dedicated constructors. In the test equipment section there's a whole new range of multimeters, a bench DVM and a triple output PSU.

For eagle-eyed readers who enjoy a challenge of a different sort, there is the opportunity of winning an audio signal generator worth more than £180.00 in the latest fiendish competition. All prices now include VAT for quicker, easier ordering; and Cirkit's same-day despatch of all orders, combined with value-for-money discount vouchers, makes the line-up even more attractive.



Cirkit's six new digital multimeters are packed with sophisticated extra facilities: capacitance measurement, frequency measurement up to 20MHz, temperature reading, transistor test and logic test in addition to the usual volts, current (DC and AC) and resistance measurement - and all unbeatable value with prices ranging from £20.00 to £55.00!

Cirkit

Cirkit Distribution Ltd

Park Lane Broxbourne Herts EN10 7NQ

Telephone (0992) 444111 Fax (0992) 669021

Also at

53 Burrfields Road Portsmouth Hants PO3 5EB

Telephone (0705) 669021 Fax (0705) 695485

ANDOR ELECTRONICS

I.C.'s 74 LS				I.C.'s 74F				SPECIAL OFFERS			
74LS00	20p	74HC20	27p	C4V7	C12	IC SOCKETS		SPECIAL OFFERS			
74LS02	20p	74HC27	27p	C5V1	C15	Low Profile 6 Way	5p	Ex Equipment I.C's			
74LS04	20p	74HC30	27p	C5V6	C24	8 Way	5p	EPROMS		EPROMS ERASER and	
74LS08	20p	74HC32	27p	C6V2	C36	14 Way	7p	27128 250nS	225p	Blank checked 27128 in	
74LS10	20p	74HC42	50p	RESISTORS		16 Way	9p	2716	125p	12.5V and 21V versions	
74LS13	30p	74HC74	48p	Metal film 5%		18 Way	11p	STATIC RAMS		please state preference.	
74LS14	35p	74HC75	48p	1 ohm - 1 Meg		20 Way	12p	65256 200nS	400p		
74LS20	20p	74HC123	55p	E12 range		24 Way	14p				
74LS27	20p	74HC125	60p	1 - 2p		28 Way	17p	ELECTROLYTICS		AXIAL	
74LS32	20p	74HC138	60p	10 - 17p		40 Way	22p	Miniature radial		1 micro F Tant 5p	
74LS42	45p	74HC151	60p	100 - 150p		NUTS & BOLTS		10µF 50V	5p	2 micro F 63V poly 10p	
74LS74	25p	74HC157	60p			All steel & zinc plated.		47µF 16V	5p		
74LS75	35p	74HC161	75p			Cheese Head bolts					
74LS86	28p	74HC163	80p			E24 range		ANALOGUE I.C.'s		100µF 16V	10p
74LS90	38p	74HC175	60p			1 - 4p		NE555 Timer	22p	220µF 16V	15p
74LS93	38p	74HC193	70p			10 - 35p		LM741 OPA	22p	470µF 16V	25p
74LS95	55p	74HC195	65p			100 - 300p		LM324 Quad	35p	Min Axial lead	
74LS125	30p	74HC240	90p			Price for same value		µA733 Video	95p	0.1 decoupling	5p
74LS138	40p	74HC242	95p			not mixed		ICL7660 Neg	220p	DIODES	
74LS155	45p	74HC244	95p			I.C.'s 74F		7805 5V Reg	35p	IN4148	3p
74LS157	45p	74HC257	60p			74F00	32p	ZN426 8 bit D/A	250p	IN4004 1A 400V	5p
74LS161	50p	74HC366	75p			74F02	32p	ZN429 8 bit D/A	220p	STOCK ITEMS BY RETURN.	
74LS164	55p	74HC390	95p			74F04	32p	ZN449 8 bit A/D	375p	ADD 75p P&P. All prices	
74LS175	50p	74HC393	95p			74F08	32p			include VAT. Send cheque or	
74LS193	60p	74HC4016	110p			74F10	32p			P.O. to ANDOR	
74LS240	70p	74HC4040	75p			74F20	32p			ELECTRONICS DEPT PE,	
74LS244	70p	74HC4051	90p			74F74	45p			11 VICTORIA HOUSE,	
74LS257	48p	74HC4066	110p			74F86	45p			PAXTON STREET, HANLEY,	
74LS373	60p	L.E.D's				74F157	65p			STOKE-ON-TRENT, ST1 3SD.	
74LS390	60p	3mm & 5mm				74F161	140p			TEL: 0782 283642	
74LS393	60p	Red	10p			74F164	140p				
		Green	14p			74F175	90p				
		Yellow	16p			74F240	100p				
I.C.'s 74 HC						74F244	100p				
74HC00	27p	ZENER DIODES				74F257	65p				
74HC02	27p	BZX55 500mW	10p			74F373	100p				
74HC04	27p	BZX85 1.3W	20p								
74HC08	27p	C3V3	C7V5								
74HC10	27p	C3V6	C9V1								
74HC14	60p										

Program counter	Op-code or operand	Meaning of op-code or operand	Contents of accumulator	Time in microcycles
&4000	&3E	Load acc. with data at next address	&00	
&4001	&0D	The value to be loaded	&0D	7
&4002	&1F	Rotate right accumulator	&06	4
&4003	&3C	Increment accumulator	&07	4
&4004	&32	Load contents of acc. into the following address	&07	
&4005	&B4	Address (low byte)	&07	
&4006	&13	Address (high byte)	&07	
		Data &07 stored at &13B4		13

Table 1. Typical action of a CPU.

built so as to make it take one particular action. Every action of the microprocessor is coded by a byte with a particular combination of '0's and '1's that it can recognise. This is *machine code*.

PROGRAMMING

It would not be easy for a person to program a computer by thinking in terms of the pattern of logic levels as shown in Fig.8. Indeed it is difficult for anyone to remember that 001111100 or &3E means 'load the accumulator with the data at the next address'. The Z80 for example has 158 different op-codes. Who can expect to remember which is which? Tables of op-codes help and it is *possible* to write programs in machine code using such tables, but one is very likely to make mistakes. Instead, programmers can use short-hand versions of the instructions, which are easier to remember. The program above can be written out like this:

Short version	What it means
LD A,&0D	Load accumulator with &0D
RRA	Rotate accumulator right
INC A	Increment accumulator
LD (&13B4),A	Load memory address &13B4 with the contents of the accumulator.

With a little practice it becomes easy to write programs in the short form. But the

microprocessor can not understand these abbreviations! They must be turned into logical high and low voltages before they mean anything to the microprocessor. Special programs are available that will do just this. The programmer keys in the abbreviations, data, addresses, etc, just as in the first column of the table, and the program *assembles* a sequence of bytes that the microprocessor can understand. This sequence of bytes is set up in the computer's memory and can then be stored to tape or disk for future use. The corresponding code, in hex, can also be printed out as a permanent record of the program. A program which does this is called an *assembler*. The short abbreviations are usually known as *mnemonics*, since a mnemonic is something which makes it easier to remember things.

INSTRUCTION SET

In this section we look at some of the more frequently used instructions that the cpu obeys. For convenience these may be divided into groups:

Load and store: two examples of this group have been described above.

Increment and decrement accumulator: increment has been described above; decrement is the reverse. In most microprocessors the result of incrementing or decrementing may alter the value of one

of the bits in the 'flag' register. For example, decrementing &01 produces &00. In this event the 'zero' flag bit is set to indicate the production of a zero result in the accumulator.

Compare: Compare a given value with the value in the accumulator. The value may be given as the operand, or it may be a value already stored in one of the other registers of the microprocessor. The value is taken away from the value already in the accumulator. This does not affect the values held in the accumulator or other registers, but the *result* of the subtraction affects certain flag bits, such as the 'zero' flag (set to 1 if the result is zero, reset to zero if not) and the 'sign' flag (set to '1' if the result is negative, reset to zero if it is not).

Jumps: These make the computer jump to some other part of the program. Instead of just incrementing its program register when it has completed an operation, it loads a new value and goes to the new address so indicated. A jump may be *unconditional*, in which case the cpu immediately jumps to the new address. The new address is specified by giving it as a two-byte operand. A *relative* jump tells the microprocessor to jump (eg 20 bytes forward, or 46 bytes backward).

Jumps can also be *conditional*. This means that the jump is made only if a given condition is fulfilled. For example, the jump is to be made only if the zero flag bit is set. The mnemonic for this is JP Z, 'jump if zero'. If it is not set, the microprocessor continues to the next byte. The opposite condition is possible, ie JP NZ, 'jump if not zero'.

PROGRAM EXAMPLE

This shows how we use some of the simple instructions mentioned above to build up a program. The program is to control an electric fan, turning it on when the temperature exceeds 20°C, and turning it off when the temperature is less than 18°C. A possible digital system for this purpose is shown in Fig.9. Fig.10 is a flow-chart of the program. We begin by switching the fan off. This is because, supposing the temperature stays between 18°C and 20°C anyway, we do not want the fan to be running unnecessarily. Next the temperature is read. The a-to-d converter gives a readout in the range 0 to 255. In this example we assume that the reading is the actual temperature in degrees Celsius. If the reading is greater than 20, the fan is switched on. The program loops back to read the temperature again. If the temperature is *not* greater than 20°C, the value from the a-to-d converter is compared with 18. If it is less than 18, the fan is switched off. If it is 18°C or more (but not more than 20°C) not action is taken) – the fan remains off or on. In either event the program loops back to read the temperature again.

Fig.9. System for controlling an electric fan.

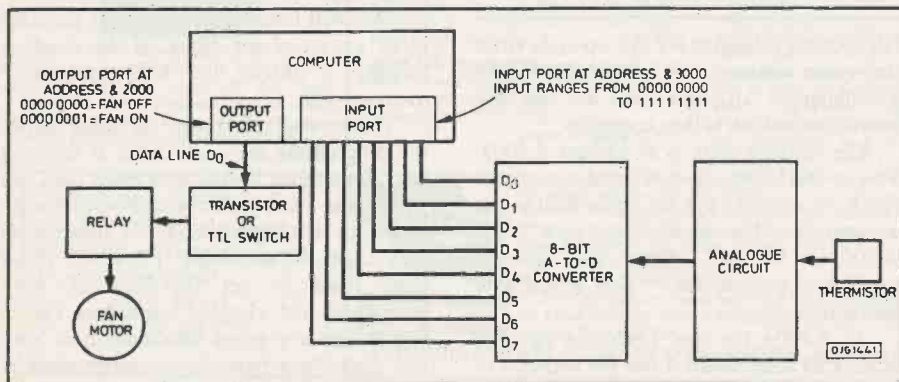
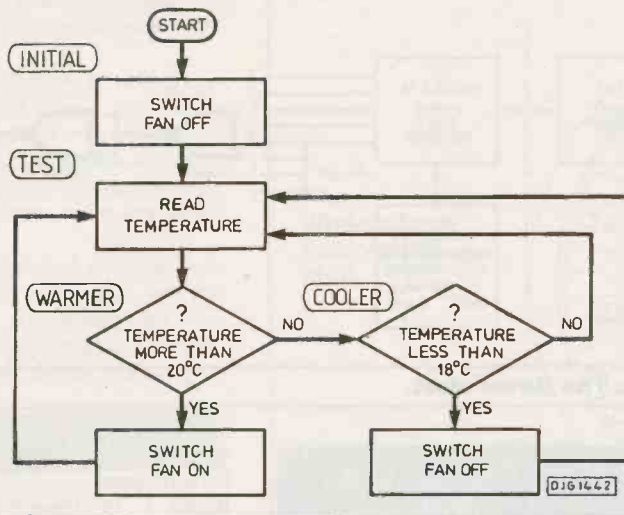




Fig.10.
Flow chart
of the fan
control
program.



Let us see how this program can be written in assembler language. To identify various parts of the program we give them labels. Switching the fan off is simple:

Label Assembler Meaning

INITIAL LD A, &0 Load accumulator with 0.

LD (&2000), A Load &2000 (fan motor control output port) with 0

This program assumes that the cpu has no instruction for loading a memory address directly. First the accumulator is loaded with 0 and then its contents loaded to the port address. This is typical of the way a microprocessor does everything in small simple steps.

Now we read the temperature:

TEST LD A, (&3000) Load accumulator with the contents of address &3000 (the a-to-d converter)

This puts the temperature in the accumulator. Is the temperature more than 20°C?

WARMER CP &14 Compare accumulator

with &14 (=20 decimal), ie subtract 20 from the value in the accumulator

JP M, COOLER If the 'sign' flag is minus (M), ie taking 20 from the temperature gives a negative result. Jump to the COOLER label. A conditional jump.

Jump if the temperature is low, continue if it is not.

LD A,&1 Load accumulator with 1.

LD (&2000),A Load &2000 with contents

JP TEST

This completes what is to happen if temperature is too high. If it is less than 20°C we proceed as follows:

COOLER CP &12 Compare with &12 (=18 decimal).

Remember that the previous compare in the WARMER routine did not alter the value in the accumulator. It is still there and may be compared again.

If the 'sign' flag is positive, (P) ie taking 18 from the temperature gives zero or a positive result

re-read temperature. Conditional jump.

LD A,&0 Load accumulator with 0.

LD (&2000),A Load &2000 with contents of accumulator, to switch fan off.

JP TEST To re-read temperature. An unconditional jump.

An assembler program would turn this all into machine code. It would also calculate the lengths of jumps required to reach the various parts of the program indicated by the labels.

One further point about this program is that the action of switching the fan off occurs twice. The code for this is short, so

the repetition does not really matter. However, if a long routine is required two or (possibly more) times in a program, it is more economical of memory to treat it as a *subroutine*. This is set out as a separate part of the program. The cpu is made to jump to this subroutine by using the CALL instruction. It performs the subroutine and then jumps back into the main program, to the point from which it jumped. Here is the program again set out more compactly and using the subroutine OFF to switch off the fan:

INITIAL LD A, &0 Load accumulator with 0.
CALL OFF Jump to subroutine to switch fan off.

TEST LD A, (&3000) Read the a-to-d.
WARMER CP &14 Compare accumulator with &14.

JP M, COOLER If the 'sign' flag is negative
LD a,&1) Switch fan on
LD (&2000),A)
JP TEST Jump to TEST label

COOLER CP &12 Compare with &12
JP P, TEST If the 'sign' flag is positive.

CALL OFF Jump to subroutine to switch fan off.
JP TEST Jump to TEST label

OFF LD A,&0) Switch fan off
LD (&2000),A)
RET Return from subroutine to main program

This short example is not intended to teach you how to program a microprocessor. It is simply meant to show some of the operations listed earlier can be put together to do something useful. There is a parallel between computers (hardware) and programs (software). The computer consists of many complicated circuits, but it is built up from the simple logical units that we studied in previous issues - NAND gates, NOR gates, flip-flops etc. Similarly, a computer program, though it appears to do very complicated things, is built up out of simple logical operations - load, increment, jump etc.

RISCING IT

Microprocessors are able to perform a hundred or more different operations, and so their circuits have to be able to recognise over a hundred different op-codes before

taking the appropriate action. Their circuits have to be designed so that they are capable of performing these hundreds of different operations. Yet, in practice, a few of these operations are used a lot and many of them are hardly ever used at all.

A microprocessor which performs only the more commonly-required operations is simpler to build and, more important, is much faster in action. Such devices are called *Reduced Instruction Set Chips*, or *RISC* for short. One of these microprocessors is featured in the BBC Archimedes microcomputer.

The operations that a RISC microprocessor can not perform in one step have to be performed using several operations. This takes longer than with a conventional microprocessor, but such operations are relatively rare. Overall, programs run considerably faster on RISC devices, often as much as 10 times faster. RISC computers thus represent another major development in computing.

TEST YOURSELF AGAIN

(Answers at end)

7. Which part of a cpu is used to store the address of the instruction the cpu is currently working on?

8. What do we call the first byte of an instruction?

9. What do we call the part of an instruction that consists of a value or part of an address?

10. Give an example of an instruction that has a one-byte operand.

11. How many operands has the 'increment accumulator' (INC A) instruction?

12. What is a mnemonic? Give two examples.

13. What does an assembler do?

14. Fig.11 is the flow-chart of a 'delay' routine. It keeps the computer waiting while the microprocessor decrements the accumulator 255 times. Try to write out an assembler program for this routine.

Fig.13. Sound operated sensor. Carefully note positions of the track cuts and solder links.

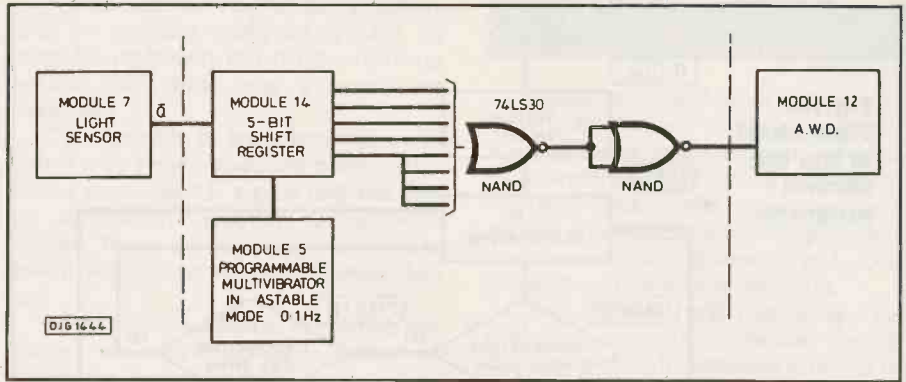
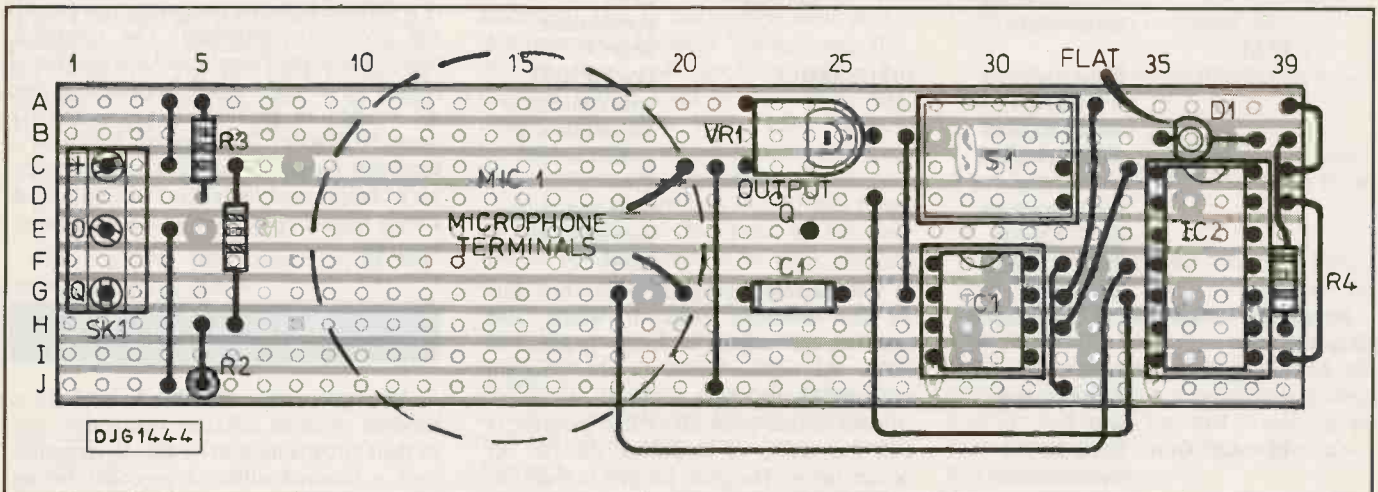


Fig.12. The dawn alert.

MODULES OF THE MONTH

MODULE 13 - SOUND OPERATED SENSOR

This sensor (Fig 13) responds to claps, whistles and explosive voice sounds. It uses cmos ics so be sure to observe the usual precautions against static charges when building and using this unit. The output Q, normally low, goes high when a sound is detected. The led comes on to indicate the output state. The output comes from a SR bistable so, once triggered, it stays high until the bistable is reset. There is a push-button for resetting, though you could wire in a connection for resetting by logic. There is an alternative output Q₀ from the pin at E24. This is the direct output which is normally low and goes high only while sound is actually being detected. This could be useful in applications in which the duration of sound has to be analysed. To set up the module, turn VR1 clockwise until the led comes on. Then turn it anticlockwise a little at a time, pressing S1 at each step. When pressing S1 turns the led off, the correct setting has been reached. Once the module has been set, a slight noise turns the led on; pressing S1 turns the led off. The module requires 3.5mA when not activated,

and 18mA when it has been triggered.

Parts required

R1,R2	1k carbon 5% (2 off)
R3	15k carbon 5%
R4	180 carbon 5%
VR1	1M present miniature horizontal potentiometer
C1	100n polyester layer capacitor
D1	TIL209 led
IC1	7611 cmos operational amplifier
IC2	74HC00 quadruple 2-input NAND gate
S1	small click switch and cap
MIC1	microphone 'insert'
SKT1	pc terminal 3-way
	8-pin dil socket
	14-pin dil socket
	1mm terminal pin
	Stripboard 10 strips by 39 holes

MODULE 14 5-BIT SISO SHIFT REGISTER

This shift register has one more bit than the one we looked at last month. This makes it more useful for demonstrating shift register action, and gives an additional bit for multiplication by shifting. The 74LS96 is actually a pipo register, with a serial input. We are not using its parallel loading facilities in this module, as this would entail having too many terminal sockets. The module requires a clock input to terminal C. This can be provided by Module 5 in its astable mode. R1 holds the clear input high. You can clear the register by holding the serial input low for 5 clock

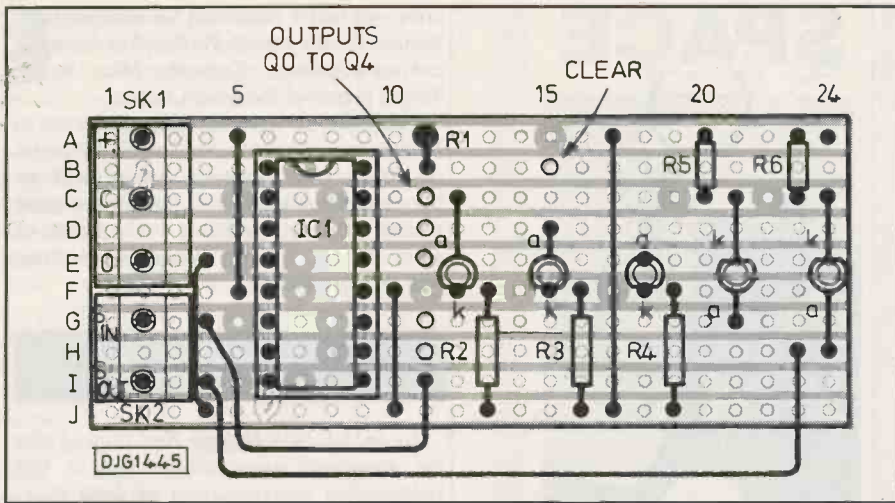


Fig.14. 5-Bit shift register. Carefully note track cuts and solder links.

pulses. Alternatively, wire a push-button between the 'clear' terminal pin (at B15) and the OV line. Pressing the button clears all registers at any state of the clock. The state of each register is displayed on the row of leds, and shifting operates from left to right. The output from each register is available at the terminal pins Q₀ to Q₄. The module requires 10mA for the ic and 10mA for each led, a total of up to 60mA, depending on the state of the lamps.

Parts required

- R1 1k carbon 5%
- R2-R6 180 carbon 5% (5 off)
- D1-D5 TIL209 led (5 off)
- IC1 74LS96 5-bit shift register
- SKT1 pc terminal 3-way
- SKT2 pc terminal 2-way
- 16-pin dil socket
- 1mm terminal pins (6 off 9)
- Stripboard Vero 14345

SYSTEM OF THE MONTH

Dawn alert

This is designed to wake you up at sunrise. It lets you sleep longer on a dull morning. The output of the light sensor module is normally low, but goes high

when the light exceeds a set level. The sensor is placed in a window, preferably a north-facing window, so as to avoid the direct light of the rising sun. The output of the light sensor is stored in the shift register which is, driven by a slow clock. The clock runs at 0.1Hz, so the state of the output is registered every 10 seconds. When the output has been high on *five successive occasions* (ie for at least 50 seconds) the 74LS30 gate output goes low and the second NAND gate output goes high. This sounds the alarm. The idea of using the shift register is that an occasional high output from the sensor, such as might be caused by the headlamps of a passing car, or a flash of lightening, does not trigger the alert. Only a continuous period of light can do this.

The system could have Module 3 connected in place of the second NAND gate. This would allow the alert to be reset by pressing a reset button.

Another version of this system has Module 13 instead of the light sensor. Us the Q₀ output of the module. This makes the system suitable as a phone alarm or baby alarm. It is not triggered by occasional noises within the room. If the phone rings for more than 50 seconds, or baby makes more than a few slight whimpers, the alarm is sounded.

ANSWERS TO QUESTIONS

(Questions 1 to 6 were posed last month).

1. It processes data automatically.
 2. The central processing unit (cpu)
 3. The memory
 4. Address, data, control.
 5. A program that instructs the computer what to do when it receives an interrupt signal.
 6. See the examples quoted in the text.
 7. The program register, also called the program counter or instruction counter.
 8. The op-code.
 9. The operand.
 10. &3E, meaning load accumulator with the value in the next address of memory.
 11. None.
 12. Something that makes it easier to remember things. 'LD A,n' for &3E plus its operand, 'RRA' for &1F, 'INC' for &3C, 'LD nn' for &32 plus its operand. Other subjects have mnemonic too - in physics, 'VIBGYOR' helps you remember the colours of the rainbow, in reverse order.
 13. It takes a program written in mnemonics and produces machine code.
 14. This is one of several possibilities - depending partly on what microprocessor is being written for:
- | | | |
|---------|------------|--|
| INITIAL | LD A,&FF | Load accumulator with &FF |
| LOOP | DEC A | Decrement accumulator by 1 |
| | JP NZ,LOOP | Jump back to LOOP as long as the accumulator does not hold zero (&00) |
| END | | Accumulator has been decremented to zero after 255 times round the loop, so delay is over. |

PE

Hobbyline

Now available free to hobbyists, - Latest stock listing INCLUDING

Receiving Valves, Rectifiers and Diodes, Thyristors and I.C's Plus a selection of discreet semi conductors for your listing
Either phone (0375) 360062

OR

Send a large S.A.E. to: Compstock (Hobby) Electronics, Compstock House, London Road, Stanford Le Hope, Essex, SS17 0JU



PROGRAM NOW


THE ADVANCED PROGRAMMERS' JOURNAL
The one tool every programmer should have!

Published monthly and available from all good newsagents or directly from Intra Press - Price £1.50
From the publishers of Practical Electronics magazine

The fact that the three outermost giant planets are so close together in the sky has a rather sad note: the man who first gave the clue to their true nature, the great scientist Sir Harold Jeffreys, has died at the age of 97. For many centuries the giant planets had been regarded as miniature suns, with violently heated surfaces, sending out enough radiation to heat their satellite systems. It was Jeffreys' series of papers in the 1920s which showed that this is not so. The gaseous surfaces of the giants are bitterly cold; they are not 'failed stars', and are not nearly massive enough for thermonuclear processes to be sparked off inside them.

Those who like visiting the grounds of Herstmonceux Castle will be disappointed; the Castle is now closed to the public, and the Royal Greenwich Observatory is moving out to its new office block in Cambridge. The future of the Herstmonceux telescopes remains in doubt. The fact that the Science and Engineering Research Council sold the Castle to a developer without safeguarding the telescopes is a major mystery.

Still on a depressing note, there seems no hope of reactivating the Russian probe Phobos 2. Contact with it was lost at the end of March, and all efforts to recover it have failed. It had joined Phobos 1, its twin, as a 'lost satellite'. In the case of Phobos 1, the failure was due to human



BY DR PATRICK MOORE CBE

Herstmonceux and Phobos 2 - two landmarks lost to us through human error?

error - a faulty command transmitted from Earth - but the loss of Phobos 2 is due to an unknown cause. Certainly Mars is the 'bogey planet' of the Soviet Union.

However, we have the Magellan probe to Venus; and of course Voyager 2 continues on its way to Neptune, which will be bypassed in August. So far, all the giant planets have provided us with plenty of surprises. It is hardly likely that Neptune will be any exception.

GALACTIC DANCE

In 1923 Edwin Hubble first showed that the so-called 'starry nebula' are in fact independent galaxies, most of them many millions of light-years from us; even the closest of the fairly large systems, the Magellanic Clouds, are over 170,000 light-years away. Our Milky Way galaxy is a member of the so-called Local Group, other members of which are the Magellanic Clouds, the Andromeda and Triangulum spirals, and more than two dozen smaller systems, plus possibly a large elliptical, Maffei 1, which we can see only vaguely because it is heavily obscured by dust lying in the galactic plane.

Our knowledge of the evolution of galaxies is still rather sketchy. It is not now generally believed that a spiral system

THE SKY THIS MONTH

The planetary enthusiast has restricted opportunities this month. Mercury is theoretically a morning object, but from Britain it will probably not be seen with the naked eye. Jupiter passes through conjunction on June 9, and so on is to all intents and purposes out of view throughout the month. It is in Gemini, not far from Castor and Pollux, but the magnitude has now dropped to +1.8, so that it is fainter than either of the Twins. Venus is emerging in the evening sky, but will set only about half an hour after the Sun; it too is in Gemini. The phase is over 95 per cent. However, Venus will be on view for most of the rest of the year.

This leaves the outer planets. Saturn, Uranus and Neptune are all in Sagittarius, while Pluto is near the borders of Virgo and Libra.

Saturn reaches opposition on July 2, so that during June it is visible for almost all the hours of darkness. The problem for British observers is that it is very low down, though to compensate for this the ring system is wide open; a small telescope will show it well, and look also for the brighter satellites - Titan at least is a comparatively easy telescope object.

Uranus, roughly between the stars Lambda and Mu Sagittarii, is on the fringe of naked-eye visibility. The magnitude is about 5.7, and even a small telescope will show that it is not like a star; it shows a pale, rather greenish disk. We knew much more about Uranus than we used to do before the flight of Voyager 2, which bypassed the planet in January 1986, but it still provides us with plenty of puzzles. Why, unlike the other giant planets, has it almost no internal heat-source? Why is its rotational axis inclined to the orbital plane by more than a right angle - and why is the magnetic axis tilted to the rotational axis by 60 degrees? In many ways Uranus is the 'odd one out'.

Neptune, at magnitude 7.7, is within binocular range, but it does look very like a star. We know it to be slightly smaller than

Uranus, though more massive. Voyager 2 is on its way there - and if you want to locate Neptune, you have a good chance this month, as it is close to Saturn in the sky. On June 25 Saturn and Neptune are only one-third of a degree apart. But take care not to confuse Neptune with a Saturnian satellite!

There are no eclipses this month, but there may be some meteors from the rather sparse Ophiuchic shower. Incidentally, we may have a naked-eye comet later this year - Brorsen-Metcalf, which has a period of 70 years - but I will say more about this later; during June it is still a very faint object.

The Moon is new on the 3rd, first quarter on the 11th, full on the 19th, and at last quarter on the 26th.

The Earth reaches the summer solstice on June 21, but is not at aphelion (152,000,000 km) until July 4. The Sun is nearing the peak of its cycle of activity; as many people know, we had a giant sunspot group, together with a splendid display of aurora, on March 13 - and we may have aurora at any time, though of course the view of them is restricted during the short summer nights.

The starlit sky is now dominated by the "Summer Triangle" of Vega, Deneb and Altair; Vega is near the zenith during June evenings, and is easy to identify because of its steely-blue colour. (Some writers have questioned this description of it. I can only suggest that you go and look for yourself.) The brilliant orange Arcturus is to be seen in the north-west, with the Square of Pegasus starting to come into view in the east. Low down, look for the star-clouds of Sagittarius, which mask our view of the centre of the Galaxy. Sagittarius itself has no definite outline (I for one have never been able to make out the familiar 'Teapot' nickname), but of course the presence of Saturn this year makes it easier to find. If you have binoculars, sweep around those lovely star-clouds; the view is so magnificent that you will not be disappointed.


evolves into an elliptical, or vice versa. But in America, Dr Joshua Barnes has produced a new and startling theory. By using computer simulations, he has suggested that clusters of spiral galaxies may eventually merge to form large, blob-like elliptical systems with a few surrounding starry remnants.

If this is so, then could the members of the Local Group eventually come together to make up one vast system? We know that the members of the group are not moving apart (at present the Andromeda Spiral is actually coming toward us), but it had always been maintained that they would retain their separate identities permanently. If Barnes is right, this may not be so. The Magellanic Clouds, the Andromeda and Triangulum Spirals, and the dwarf members of the Local Group may all come together – in which case the sky many hundreds of million of years hence may look very different from the sky of today.

Of course, this is only a theory; it may well prove to be wrong, as so many theories have done in the past – but at least it must be taken seriously.

PE

Drawings made at the telescope by Paul Doherty of the major sunspot group which caused the aurora display of March 13th to 14th.



Do not miss a single issue of **Astronomy Now**

Britain's leading astronomical magazine

Edited by well known astronomer and regular contributor to *Practical Electronics*
Dr. Patrick Moore CBE

Place a regular order with your newsagent or for £15-00 (overseas £18-00) take out an annual subscription from Intra Press, Intra House, 193 Uxbridge Road, London W12 9RA.



SOFTMACHINE
DISTRIBUTION LTD

386 MOTHER BOARDS

16/20MHz 386 M/B
16/20MHz 286 M/B
VGA CARD

Ex-stock Cash & Carry, from Computer Casing Specialist
Trade Hours: 10-6pm (Sat 10-1pm)

SOFTMACHINE DISTRIBUTION LTD.
Unit F, 18 Harbet Rd, Lea Valley, Hastingwood Trading Estate,
North Circular Rd, Edmonton, London N18 3LR
Fax: 01-807 2748 Tel: 01-803 6068

DEMS ONLY

19" RACK MOUNTING EQUIPMENT CASES

This new range of 19" rack equipment cases have been designed with economy and versatility as their objective. These cases are supplied as a flat pack kit with assembly instructions. The equipment cases feature a black powder coat 1/2" (3mm) aluminium front panel with the rest of the case constructed from 7mm or 9mm 'Stielvélite' PVC coated steel. All kits include front panel handles and rubber feet.

They are available in the following popular sizes with all the units having a standard front panel width of 19", and an enclosure width of 17 1/4" (438mm) by a depth of 10" (254mm)

ORDER CODE	HEIGHT	PRICE
U1	1 3/4" (44mm)	19.55*
U2	3 1/2" (88mm)	23.00
U3	5 1/2" (133mm)	21.85*
U4	7" (178mm)	24.15*

*Special offer prices for PE readers.

All prices Exclude V.A.T.
Please include £2.50 + VAT. Per item
For Post & Packing.

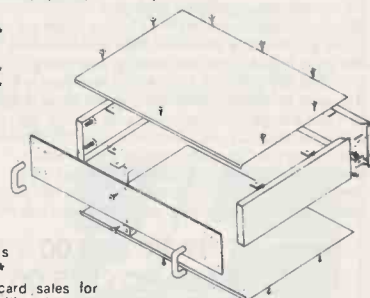
Flat pack size = 500 x 260 x 32
Maximum weight = 1.5Kgs.

Blanking Panels, Racking Consoles and Rack Cabinets also available.

Please send S.A.E. for further details
* TRADE ENQUIRIES WELCOME *

Tel. 0275 823983 for Access/Visa card sales for immediate despatch or send cheque with order to:

RACKZ PRODUCTS PO. BOX NO. 1402, MANGOTSFIELD, BRISTOL, ENGLAND. BS17 3RY



Component Solutions Ltd.

Unit 62, Enterprise Centre, Bedford Road, Stoke-On-Trent, Staffordshire.

0782 287038

SPECIAL OFFERS

SPECIAL OFFERS

MEMORIES & MICROS	TTL	74HC00	*Quick service	CRYSTALS	RESISTORS
Z80A CPU 1.20	74LS00 .12	74HC00 .12	*5% Discount on orders above £25.00	1.8432 .50	1/4W C/F .005
CTC 1.20	74LS01 .12	74HC02 .12		4MHZ .40	Multiples of 200 minimum
SIO 1.20	74LS02 .12	74HC04 .12		8MHZ .40	Your 1st choice for Electronic Components
PIO 1.20	74LS10 .12	74HC08 .12		12MHZ .40	
80C85 2.00	74LS03 .12	74HC15 .12	*10 Free Electrolytics capacitors with every order	3.6864 .40	Micros, Memory, TTL, CMOS, Transistors, Capacitors, Solder, Pots, Resistor, Ribbon Cable
80C31 2.00	74LS04 .12	74HC32 .12		IN4148 .03	
8031 1.50	74LS08 .12	74HC74 .14		IN4001 .03	
81C55 1.50	74LS20 .14	74HC85 .14			
82C51 1.20	74LS24 .14	74HC123 .14	*Full price list available	SOCKETS	
82C12 1.20	74LS32 .14	74HC174 .14		8W .08	14W .12
63A03 3.00	74LS74 .14	74HC139 .14		16W .15	20W .18
SCN2681 .50	74LS151 .18	74HC244 .20		28W .21	
2708 .50	74LS153 .18	74HC257 .16	SOLDER		
2764 1.30	74LS687 .16	74HC367 .20	60/40	18SWG 5.90	
2716 1.30	74LS158 .16	74HC368 .20	20SWG 6.50	22SWG 6.75	
27C32 1.20	74LS165 .20	4012 .10	RECHARGEABLE BATTERIES		
27C64 1.50	74LS169 .30	4013 .10	HP11 2.25	HP2 2.25	
27128 1.70	74LS193 .20	4017 .10	PP3 4.25		
27256 1.70	74LS244 .18	4040 .10	Just compare our pricing		
27C512 6.00	74LS243 .18	4042 .10	0782 287038		
	74LS273 .18	4066 .10	All orders .75pp then 15% VAT. Cheque with order only		
	74LS37 .18	4093 .10			
	74LS373 .18	40097/98 .12			
	74F/HC/HCT & 4000 CMOS		MISCL.		
6116 1.50	74F273 .25	*All items listed from stock		TL084 .18	
6264LP12 4.00	74F175 .20	*Special offers valid for one month only		1489 .25	
HM53461 2.00	74F244 .20			7805 .17	
P-10	74F240 .20			7905 .17	
				79L05 .17	
				7812 .17	
				BC183 .06	
				BC184 .06	
				6N136 .20	
				6N138 .20	
				6N139 .20	
				AM2966PC .50	
				ICL407 .50	

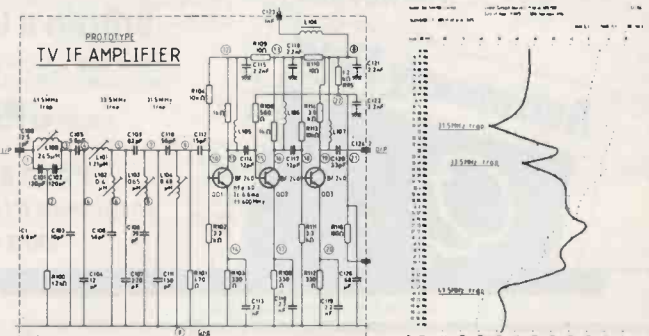
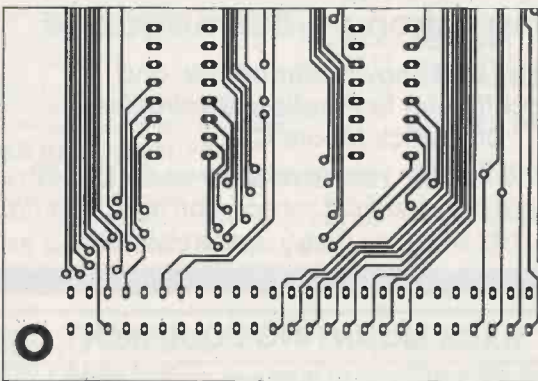
MAKING ELECTRONICS C.A.D. AFFORDABLE

PCB LAYOUTS AND SCHEMATICS

CIRCUIT ANALYSIS BY COMPUTER

EASY-PC AND TINY-PC

ANALYSER I AND ANALYSER II



Excellent quality from dot matrix printer

For IBM PC/XT/AT and clones inc. Amstrad 1512, 1640, R.M. NIMBUS, BBC B, B+, and Master, Spectrum & Amstrad CPC series.

Are you still using tapes and a light box?
 Have you access to an IBM PC/XT/AT or clone incl. Amstrad 1640 & 1512?
 Would you like to be able to produce PCB layouts up to 17" square?
 With up to 8 track layers and 2 silk screen layers?
 With up to eight different track widths anywhere in the range 002 to 531?
 With up to 16 different pad sizes from the same range?
 With pad shapes including round, oval, square, with or without hole?
 With up to 1500 IC's per board, from up to 100 different outlines?
 That can be used for surface mount components?
 That is as good at circuit diagrams as it is at PCB's?
 Where you can learn how to use it in around half an hour?
 Standard output to dot matrix printer. Pen-plot and Photo-plot drivers available.

"ANALYSER II" - Analyses complex circuits for GAIN, PHASE, INPUT IMPEDANCE, OUTPUT IMPEDANCE and GROUP DELAY, over a very wide frequency range.
 Can save days breadboarding and thousands of pounds worth of equipment.

Prices from £20 - £195.00 + VAT

Write or phone for full details:

Number One Systems Ltd **1**

Price: TINY-PC £95.00 + VAT
 EASY-PC £275.00 + VAT

REF
 Harding Way, St. Ives, Huntingdon
 Cambs. PE17 4WR. Tel: St. Ives (0480) 61778



TRANSIT SATELLITES

Scientists studying radio transmissions from the first satellites launched in the late 1950s noted the apparent change of transmission frequency due to Doppler shifting as the satellite orbited around the globe. It became obvious that if a satellite's position was known to a high degree of precision, then land or sea positions could be accurately determined in relation to it.

During 1964 the US Navy put a series of "Transit" navigation satellites into orbit as part of the Navy navigation satellite system (NNSS) intended for use with Polaris submarines. The system was released for commercial use in 1967 but has only become a practical reality since the introduction of microprocessor circuitry which allowed greater sophistication, reduced physical size, and lower power consumption. By 1987 the NNSS consisted of seven satellites, each in a circular polar orbit at an altitude of 600 nm.

The orbit takes approximately 107 minutes and a satellite passes above any one point on the earth at an interval of 12 hours. The satellites continuously transmit timing and orbital data in two-minute segments, using a



A compact satellite navigator from Navstar

placing to man-overboard. The navigator interfaces to Loran and GPS, video plotter, gyro or fluxgate compass, and log or paddle wheel sensors. High accuracy is ensured by corrections for speed log, magnetic compass

deviation and variation, and the world geodetic system (wgs). During periods when the satellites may be out of range the system automatically uses dead-reckoning calculation to keep track of positions.

BOATING REVOLUTION

transmission frequency of 399.968MHz (400MHz). When a satellite is visible above the horizon, the distance between the satellite and the receiver is measured by successive Doppler counts according to a sophisticated mathematical algorithm, and the craft's location displayed.

SATELLITE NAVIGATORS

Several companies produce navigating equipment that uses the Transit satellites. Taking the Furuno FSN90 model just as an example, this is an all weather global satellite navigator with a wide variety of functions and parameters. It automatically acquires the satellite signals and displays the ships position in latitude and longitude, calculates range bearing, set and drift, and distance run. The accuracy is to within 0.1nm.

It uses a large alphanumeric display of 16 characters and three lines, touchpad prompted command menus for different functions, all acknowledged by a bleep when selected. It has ten auto-selected Rhumbline segments (too complicated to explain here!), 57 manual entries, and can function on GMT or local time. One hundred points along the course (way points) can be plotted, including 30 recorded entries of times and positions for selected events ranging from lobster pot

PART TWO
BY JOHN BECKER

**Whatever your craft,
microelectronics
brings precision and
safety to your
seafaring**

DECCA AND LORAN NAVIGATORS

Since World War Two, the names of Decca and Loran will, for many readers, be synonymous with landbased radio navigation aids both at sea and in the air. The Decca system, which originated in Britain, uses several strategically placed groups of four

**The smallest Decca navigator
currently on the market**





An integrated Loran navigator

linked transmitters. Each group consists of a master and three slaves, each transmitting on harmonically related frequencies in the range 70-129kHz. The four signals are monitored by precision receivers and the phase relationship between them is constantly compared. From this data the craft's position can be calculated, either manually from specially notated charts, or more particularly since the advent of microelectronics, by a dedicated micro computer system. Loran began life as the equivalent American system principally for long range navigation – hence the name. It too has benefitted from technological advances.

Many companies produce navigators tuned for Decca and the Loran C systems, and capable of displaying practically every conceivable variety of course parameters, combined with built in alarm systems. Various models can automatically select the optimum master and several secondary tracking stations while travelling at speeds of up to 80 knots. Compensation can be made for magnetic variation, and up to six notch filters can be set

Navstar personal chart plotter



to eliminate interference. Models have sensitivity as good as $1\mu\text{V}/\text{m}$, with differential dynamic range of 80dB allowing for an achievable TD resolution of $0.1\mu\text{s}$. Accuracies for lat/long can be within 0.01 minute, and range determination to around 0.01 nm. Some satnavs have separate outputs for feeding to printer, video plotter, course plotter, scanning sonar, colour video sonar, and autopilot. Others incorporate some of these facilities into the complete unit.

Quoting Furuno as an example, their LP1000 has a Loran C receiver and track plotter featuring a high resolution 7-inch yellow-green crt with a flat face and reduced glare. Chart scales can be varied from 0.15 nm to 385 nm, or as factors of 1:2000 to 1:5,000,000. The ship's track is calculated on two pages for instant switching between scales of the same course. It uses Mercator projection, and is usable between 85°N and 85°S . The built-in ram can retain a course line with 1800 points, and 1524 event points dividable into 2, 3 or 6 blocks, each superimposable on each other, and backed up for three years without external power. An

additional rom card is available for recall of factory digitised charts.

Philips have the smallest Decca navigator currently on the market. It is especially designed for small craft and has a security code function to disable it against use by non-authorised personnel.

Combining navigation with boat performance, Hercules have a model which seemingly caters for every eventuality through 46 data channels. Calibrations can be set to suit the boat, including type of rig, rating, leeway, log on port and starboard tacks, windspeed, masthead error correction, mast twist, depth datum, centreboard position, and even engine temperature and pressure. Parameters can be entered by keyboard or external computer interface (RS232C), and the unit has two serial inputs and two serial outputs conforming to NMEA (National Maritime Electronics Association). It can connect to Decca, Loran, GPS and Satnav receptions, and can be used as an autopilot.

An insight to some other electronic hardware considerations is offered by Kelvin Hughes. Their 603D employs a Z80B microprocessor with a 32K eprom and 4K of memory. The cw/mp receiver operates on the four bands 70-72kHz, 84-86kHz, 112-115kHz and 126-129kHz. A monopole aerial is used, containing a preamp/filter unit powered via the aerial cable from a switchmode power supply. Another interesting point is that the model uses a 16-character 15-segment vacuum fluorescent tube display.

PLOTTERS

Various chart plotters exist which can show full screen displays of coast lines, complete with lines of lat/long. Some have dynamic navigation window displays which can be zoomed to show entire oceans or just one's own marina.

There's nice little personal chart plotter designed particularly for the sailing market. It's from Navstar and has a high definition lcd screen with 260,000 optets. The display can be zoomed from 1:49,000,000 to 2 metres per pixel. The size is just 127 x 225 x 43mm.

Dynamic Puck Plotter





Another Navstar model, as well as updating position, also scrolls and pans to match. The zoom facility goes from 3-32,000 metres per pixel, and is equivalent to radar ranges of 0.5-4000 nautical miles. The non-volatile memory can hold up to 700,000 chart points, 20 way points and 300 nm of tracks with 20 markers. It tracks course, leg and total distance, true and compass heading, has a variable range marker, an event marker and an autopilot interface. It allows for magnetic variation, compass deviation, position calibration, depth contours, navigational aids, and has easy access to port plans. They say it is equally ideal for fishermen or long distance navigators. I should think it ought to be with all these facilities!

Colour video display plotters abound. With one in the Furuno range, plots can be drawn in any of seven colours, and can be erased or recalled at will. The display is on a high resolution colour crt, with a pixel count of 640 x 480 dots. Map scales can be selected between 1:1000 and 1:9,500,000, and are shown as Mercator projections. Data may be held on a ram card or on 3.5 inch 640 Kbyte floppy discs. This model can be connected to Satnav, Loran, GPS, a Satnav-Omega hybrid, or to other navigation equipment.

Furuno have another model which also utilises radar and echo plotting, and allows water temperature and depth sensors to modify the colour of the plotted course line. There is a choice of showing one's own craft moving in true speed while the coast lines stay on, or with one's own craft at the centre while other plots move relatively. Plots can be stored on a data recorder or cassette recorder, and an additional useful feature is that of a joystick remote control.

PUCK-DUCK PLOTTING

The Yeoman chart plotter (Navstar again) supposedly replaces parallel rules. It uses a moving dynamic puck, the nautical equivalent of a mouse (a duck?). In addition, it consists of an electronic digitiser connected to a computer, a waterproof pad, an lcd screen, and takes half-size admiralty charts. After selecting a chart and carrying out a simple referencing routine, the Yeoman works out its own lat/long on the chart. Accurate plotting of ranges and bearings can then be instantly carried out by simply moving the puck/duck across the chart. It is capable of providing dead reckoning, and can be interfaced to a navigation receiver. The memory can store data for 99 charts and can retain it for three months without external power. It is obviously ideal even for novices.

The ECPS Map Scan from Ampro is a unique patented navigation tool. The electronic chart positioning system consists of a pressure sensitive pad and a computer. The chart is placed on the pad, a pencil used to press on the chart at desired positions, and the coordinate is read off from the screen. It can be interfaced to Decca, Loran and other navigators.

RADAR BACKGROUND

It was apparent to early experimenters in radio transmission that radio waves could be reflected by objects in their path. By World War II this fact was being developed as a means of detecting enemy aircraft and shipping. The technique was given the name of Radar, a short-form way of saying "radio detection and ranging". To achieve satisfactory interpretation of reflected radio signals, they are transmitted as pulses via highly directional rotating aerials. The pulsed rf beam travels at about 186,000 miles per second, the same rate at which light travels. By measuring the time taken for a pulse to be reflected back to the sender, the distance travelled can be calculated and displayed on a screen. By synchronising the aerial rotation with the display, the echo pulse can be shown as a relatively placed location marker.



A radar unit specially designed by Furuno for small boats

Conventionally, cathode rays tubes have long been used as the display medium, but with improvements in solid state displays, these are increasingly taking over from crts.

Indeed, radar is yet another technology that is being revolutionised by sophisticated electronics and control software. Whereas in the 1960s, for example, radar was in widespread use with commercial and military shipping, it was a luxury for leisure mariners. Now that so many areas of electronics have been miniaturised and given greater capabilities, the cost has proportionately been reduced. It is probably true to say that pleasure boat radar as a navigational tool represents one of the most remarkable breakthroughs in modern marine history. Radar is now very much within the purchasing powers of the majority of

yachtsmen and small boat owners. As a result, their navigation has been simplified and their safety at sea much improved.

RADAR TRANSCEIVERS

Of particular interest is the way in which radar signals are now processed, both for content, and for clarity of display on lcd and crt screens. The transmission frequency produced by the magnetrons is 9410MHz, ± 30 MHz, though different manufacturers use different pulse lengths and repetition rates, typically ranging from 0.08-0.3 μ s at 1184kHz. Intermediate frequencies vary from 38MHz to 60MHz, with bandwidths of around 3MHz to 7MHz. Beam widths are in the region of 5°, quite tight, but the vertical coverage is usually about 25°, so allowing craft to acquire signals even in heavy sea conditions. Antenna lengths and types vary

from around 1.8 to 8 feet, and come as either open or closed radomes capable of handling wind speeds up to about 100 knots. The quoted peak powers go from 3kW to in excess of 25kW. With the exception of the magnetron and display screens, all circuits seem to be fully solid state, many of them using scr's in the modulation stages. Kingfisher quantify the hardware attributes a little further - they use a rotation speed of 25 rpm, the antenna is a centrefed slotted waveguide array enclosed in a radome, and is horizontally polarised.

Of the small marine radar models, the Swiftech seems fairly typical. Its scanner weighs only 7.6kg, and its display a further 4.5kg. It uses a 6-inch green crt, suitable for daylight viewing, and has sea and rain clutter controls to remove most of the scatter echoes leaving larger targets more clearly defined. Its

direction generator is rotary encoded and an output of up to 3kW finds a range of 0.25 to 12 nm.

Still for small craft, Furuno have an ultra-compact radar with a high resolution 640 x 480 pixels display, a customised microwave integrated circuit receiver, and uses dual pulse lengths and repetition rates. Its range covers 35 metres to 16 nautical miles and has a bearing accuracy of 1°. In their words, "bells and whistles" are also included, such as variable range marking and a guard zone which can be set to give warning of objects within it.

Coming further up the scale, the Furuno 8050 shows an echo to assess targets for speed and course. Controls for off-centre and zoom are included for closer examination of areas of interest. Like all Furuno radars, this model uses multilevel quantisation (mlq) of incoming echoes, utilising eight levels to produce detailed and accurate image representations. Furuno comment that single levels of quantisation often allow images to fade in and out, whereas mlq prevents this happening. Their software incorporates routines enabling echo stretch and averaging, plus interference rejection to inhibit "rabbit tracks" typically caused by other radars operating within the area. This model can be interfaced with a video plotter that allows the radar picture to be overlaid with a geographic position plot.

RADAR DETECTOR

It is unlikely that you could use this next unit to detect lurking police cars on the radar prowl (which use continuous wave transmission), but it has very practical uses if you're wave-bound. For many small boats it's neither necessary, nor economic to own a radar transceiver. However, there can be times



A compact, low-cost radar detector which is ideal for very small craft. Also for smaller craft is the powerboat autopilot from AutoHelm.

AUTOPILOTS

The ability to leave a craft to safely navigate for itself is of obvious importance to many seafarers of all types and persuasions. The first automatic pilots from which modern electronic units can trace their origins came about in the late 1940s. Since then there have been many significant improvements. One of them is the sensitivity that can be achieved in counteracting the effects of sea and weather. Modern autopilots are now more efficient than a helmsman in holding to prescribed courses. Commercially, this greater accuracy produces significant fuel savings. For the leisure market, boat owners and crew can enjoy the cruise in a more relaxed fashion. Perversely, I actually get a kick out of manually taking the tiller - but then my sea-scene is on a smaller scale (dinghies and inflatables!)

Autohelm claim to be the leaders in autopilots for pleasure craft; in the last 13 years more than 120,000 have been steered by their equipment. Their powerboat autopilot, the ST7000, only requires you to steer onto the desired heading and then press the Auto button, that's all. Furthermore, it seems that a real tiller could be obsolete - for changing course you simply press another button. For example, to make a 30° change to starboard, a "+10" button is pressed three times; to change by 2° to port, press "-1" twice. This really takes the use of automation to amazing levels.

However, it seems that powerboat owners cannot always depend on an autopilot to hold a reliable course while heading north at speed. If the boat makes a rapid course change or is buffeted by heavy waves, the dip in the earth's magnetic field and the force acting on the compass affects the autopilot's sense of direction. Seafarer quote that in these conditions a 20ft long powerboat loses effective control at only 10 knots, and a 50ft craft at 20 knots (no wonder my powerboat friend traverses sand banks!). Seafarer's patented solution is the use of an additional rate gyro

which produces an electronic signal proportional to the rate of turn. Special software routines then use the rate gyro signal for short term control, and the compass signal for longer term control.

You dial in the course you need and set the sea state control with the Cetrek 727. Control is via a 16-bit microprocessor, fluxgate compass, plus a rudder reference and drive unit. It uses fets in a pulse width modulation drive circuit for very precise motor control in conjunction with a military specification potentiometer and an electronically operated friction clutch. Rudder feedback is incorporated since Cetrek believe that this is

COLOUR RANGING

Many companies have colour radar which use rasterscan tubes of up to 20 inches diagonally and show echo strengths in several colours, typically red > yellow > green. The images can usefully be fed to a video recorder.

Some models have joystick controls enabling targets to be pinpointed for origin, range and bearing. They can acquire several simultaneous targets in this way and, using electronic plotting, can present all the parameters pertaining to particular targets with selected symbol shapes. Some include picture freeze facilities allowing for detailed examination.

Variations and additional improvements on facilities are found on many other models, including north-up and course-up options, and true motion detectors which distinguish moving from static targets. Many can be interconnected to radio navigation systems such as Loran, GPS and Transit Satnav. Interfacing to fluxgate compasses is another option allowing the ship's bearing to be displayed on the screen.



when you are at sea, perhaps in fog, when it is good to have warning of a large craft bearing down on you. Lokata have just the model - it visually and audibly warns of the proximity of all large and small vessels with operating radars. Once alerted, you use the handheld direction finder to locate and monitor the movements of approaching vessels within a five mile radius. When there is more than one local radar the rdf gives an individual identifiable sound signature to each one, so avoiding confusion. It only responds to the primary radar signal and ghost echo reflections are ignored (no chance of avoiding the Flying Dutchman, it seems ...).



essential to maintaining accurate rudder position. They believe that though some manufacturers claim they can simulate rudder position, errors can occur and are cumulative. Nonetheless, Cetrek use a "ghost rudder" software simulation which will get you home in the event of a feedback failure. A two-level watchdog facility constantly checks the system integrity. Their model 737 additionally has two radio navigator interfaces, one for Satnav and the other for hyperbolic navigators.

UNIQUE COURSING

I was disturbed to read that Cetrek claim to use a unique data communications format. I hate to hear about "unique" data protocols - I'm all for standardisation and interconnectability between different manufacturer's equipment. Look at the mess we got into over computer protocols until IBM became the standard. Most maritime manufacturers seem to have standardised on NMEA protocols, though even with these there seem to be different dialects around. Still, it could be that Cetrek may have valid arguments since their fluxgate compass was used on Virgin Atlantic Challengers I and II during the Transatlantic speed record attempts.

Navico have an autopilot which reportedly has the fastest tiller hard-over time and, conscious of power conservation, they make use of variable deadband control. This can be set anywhere between 1.5° and 8° so minimising the amount of work done by the autopilot in rough seas, drawing only about 150-180mA when engaged, and 40mA on standby. The compass associated with this model is one of those that uses the Hall effect principle.

A patented drive approach is taken by Autohelm, one of whose units uses a precision servo motor to drive the wheel directly. There is an additional remote control operating via a signal cable link; infrared and ultrasonic techniques are no doubt unreliable at sea.

Robertson have a unit which can learn automatically how the rudder responds to its commands and so eliminates overshoot during steering. It can also be programmed to compensate for offset drag experienced by fishing boats hauling nets and tugs towing loads.

I was surprised to note that Neco use a conventional magnetic compass card with one model, though the data text implies that sensor coils are available for signal pick-off use.

RADIO TELEPHONES

Many companies are involved in this area of marine electronics and the range of variations on the theme is wide. I'll just give a few examples.

The RT650 manufactured by Seafarer



Seafarer's VHF radio telephone is designed and built in Britain

covers all international vhf channels and is expandable by up to nine additional channels as new or private frequencies become available. It is preprogrammed for the UK Marina channel, Channel M (37), is under microprocessor control, has touch tuning, uses an lcd display, and has a selectable transmission power of 1W and 25W.

A handheld r-t is available from Swiftech, their Blackhawk LH1. It too has an lcd display, has full scanning facility over 55 international channels, plus chan 37, and the equivalent US channels. Sailor's r-t range includes facilities for 100 quick-select channels, all ITU telephony channels, and ten operator programmable scans with up to 128 channels in each. Other functions include flywheel tuning, keyboard controls, lcd readout, eprom memory, and frequency synthesis with a resolution of 10Hz. (You may recall that Robert Penfold looked at frequency synthesis in PE June 87.)

Naturally, Marconi are one of the companies with r-t equipment. Amongst other items, they have a neat multipurpose communications centre that looks similar to a slightly oversized modem telephone.

RADIO TELEX

Radio telex is a facility readily available via Navtex, an international system which will ultimately be extended to provide navigational and meteorological information to vessels sailing within 200 miles of all coasts worldwide. The system is sponsored by the International Meteorological Organisation (IMO) and the Hydrographic Organisation. Transmissions are timeshared on a common international frequency (518kHz, fsk), the service is free to users and no license is required.

CAS offer a model designed for use with an IBM PC compatible computer, a compact ARQ telex modem and a software package. Their Castor-1 will decode Navtex broadcasts, supports ARQ, FEC and Selfec modes of operation, and can print out hard copy. If the PC is in use for other purposes the model can continue to receive messages, storing them until required.

PE

Due to lack of space in this issue the conclusion to this article is held over until next month.

A Radio-telex model from Lokata uses automatic error-correction routines



PRACTICAL ELECTRONICS CLASSIFIED

Reach thousands of serious electronic and computer enthusiasts. Advertise in PE Classified pages: Rates 20p per word or £8.50 per single column cm (plus VAT). All classified advertisements must be pre-paid. Send your copy with the remittance (payable to Intra Press or payment by Visa or Access accepted) to: Practical Electronics, Intra House, 193 Uxbridge Road, London W12 9RA. Tel: 01-743 8888. Fax: 01-743-3062
LET PE WORK FOR YOU!

EDUCATION

FULL-TIME TRAINING COURSES

2 YEAR

BTEC NATIONAL DIPLOMA

Electronics and Communications Engineering

(TV, Computers, Programming, IT)

1 YEAR

BTEC NATIONAL CERTIFICATE

1. Electronic Equipment Servicing

(TV, Video, CCTV)

2. Computing Technology

(Microprocessors, DataComms, Interfacing)

3. Information Technology

(Telecomms, Satellite TV, Networks)

4. Software Engineering

(Assembler, BASIC, Pascal, CAD/CAM)

★ Those eligible can apply for E.T. grant support ★

★ An equal opportunities programme ★

COURSES COMMENCE

Monday 18th Sept. 1989

LONDON ELECTRONICS COLLEGE

Dep: AA, 20 Penywern Road, London SW5 9SU. Tel: 01-373 8721

Start training now for the following courses.

- Telecomms Tech C&G 271
- Radio Amateur Licence C&G
- Microprocessor
- Introduction to Television

Send for our brochure - without obligation or telephone us on 06267 79398 (Ref: PE5/89)
 Name.....

Radio & Telecommunications Correspondence School, 12 Moor View Drive, Teignmouth, Devon TQ14 9UN

RETAILERS

BATH

L.F. HANNEY

77 Lower Bristol Road, Bath, Avon.
 Tel: 0225-24811

Your electronics component specialist for

AVON, WILTS. & SOMERSET

Open every day, except on Thursday

BURTON - ON-TRENT

MAGENTA ELECTRONICS Ltd

Shop now open - callers welcome!

135 Hunter Street, Burton-on Trent, Staffs. DE14 2ST

EDINBURGH

OMNI ELECTRONICS

stock a wide range of electronic components at

174 Dalkeith Road Edinburgh EH16 5DX

Tel: 031 667 2611

Open Mon-Fri 9am-6pm Sat. 9am-5am

Send 2x19 stamps for NEW CATALOGUE!

LONDON

MULTILODE LTD

For electronics components, leads, aerosols, aerials, I.C.'s, diodes, video heads, tools, telephone accessories, books, magazines etc., etc., etc., Multilode Ltd. 7 Arlington Parade, Brixton Hill, SW2 1RH Tel: 01-326 1793
 Open Mon to Sat 9am to 6pm

MANCHESTER

DEANSGATE ELECTRONICS

We stock a large range of electronic components, test equipment, telephone accessories, computer accessories, microphones, speakers, discoloring, mixers, meters, stylus, so call in and have a look around.

263 Deansgate, Manchester
 Telephone: 061-834 1185

SOUTHAMPTON



BIG STOCK - KEEN PRICES!

See our display advertisement in this magazine!

SOUTHSEA

ELECTRONIC COMPONENTS

EVERYTHING FOR YOUR NEXT PROJECT THE BIGGEST DISPLAY IN THE SOUTH IS AT

FRASER ELECTRONICS

42 ELM GROVE ★ SOUTHSEA ★ HANTS
 Telephone: 0705-815584

Barclaycard

Access

STOKE-ON-TRENT

ANDOR ELECTRONICS

11 Victoria House, Paxton Street, Hanley,

Stoke-on-Trent, ST1 3SD
 Tel: 0782 283642

SURREY

PLS

16 Central Road Worcester Park Surrey KT4 8HZ
 Tel: 01-330 6540

Programmable device specialists. (PAL's PROM's, PLD's etc). Many other components in stock

Resistors 1/4 W 5% carbon (E12) 1p metal film 1% (E24) 3p
 Resistor Pack 85 different E12 values + zero ohm link total contents
 1000 resistors £8.95
 LEDs red/green 3/5mm 6p each. Yellow 11p
 Cable ties 75mm 1p each £5.95/1,000 £49.50 per 10,000
 Stepping motor 4 phase 12v 7.5 step 50 ohms £8.95
 SAA1027 stepping motor driver chip £3.95
 Miniature FM transmitter Kit 100-108 Mhz high quality sound Ideal for
 cordless microphones or guitars etc £7.94

Special offers
 Computer Grade Capacitors with screw terminals
 5800uf 60v £4.00 4700uf 63v £1.50
 3800uf 20v £1.95 8700uf 10v £1.50
 7 segment Common anode led display 12mm £0.45
 LM2931A TS.0 Low drop out 5V regulator T0220 package £0.65
 BS250 P channel MOSFET £0.45
 BC559 transistor T092 PNP £3.95 per 100
 74LS05 hex inverter £10.00 per 100
 AM27S02DC memory £1.50
 Stereo LW/MW/FM Tuner pre-amp assembly complete with
 volume/tone controls and tuning scale
 Brand new in makers carton £5.95, faulty £1.95
 Circuit diagram description and setting up procedure for tuner
 assembly described above £0.50
 Motor start capacitors 1.5uf 440vac £1.95
 40 uf 370vac £5.95 4uf 250vac + 100uf £0.55
 LNE mains suppressor 2x5uf + 100nf £0.55
 5 digit 6V electromagnetic counter £1.95
 oval 8 ohm speakers 136x70mm £0.60
 Hour counter (used) 7 digit mains 250V 50Hz £0.95
 LCD display 16 digit 7x5 dots dot matrix £2.50
 Querty keyboard 58 key uncased good quality switches £5.00
 CMOS TTL 74HC 74F Linear transistors kits capacitors
 resistors tools etc always in stock
 Please add 75p P&P per order VAT included
 JPG Electronics 276 Chatsworth Road Chesterfield S40 2BH
 Access orders (0246) 211202. Callers welcome

**Phone
 Richard Caplis
 with your
 classified ad!
 01-743 8888**

We now accept payment by
 Access and Visa

**You can also use PE
 Fax Line:
 01-743-3062**

Resistors at bulk prices Your Mix
 Carbon film, 0.25W, 5% 1p each or 45p for 50
 Metal film, 0.25W, 1% 3p each or 1.35p for 50

VC sockets, solder type (pin:price)
 14:10p, 16:11p, 20:14p, 24(0.6 or 0.3):16p.
 VC sockets with 0.1uF decoupler
 14:60p, 16:65p.

Prototyping boards (Vero)
 IBM XT 45.00, IBM AT 52.00

ACCESS welcome. Callers by appointment please.
 Lists free. VAT included. Please add 50p for post
 and packing.

BLACKMORE ELECTRONICS LTD.
 4 The Plocks, Blandford Forum
 Dorset DT11 7AA

☎ 0258 51347 (24hr answerphone) 📠

**SURPLUS/REDUNDANT ELECTRONICS
 COMPONENTS WANTED**

ICs - Tuners - Transistors - Valves - Diodes etc - any
 quantity considered - immediate payment.
ADM ELECTRONICS SUPPLIES
 Tel 0827 873311 Fax: 0827 874835

Carbon Film Resistors 1/4W E24 series 0.5R to 10MΩ - 1p
 100 off per value - 75p 1000 off in even hundreds per value - £7
 Metal Film 1/4W 10R to 1MΩ 5% E12 series - 2p 1% E24 series - 3p
 1/2Watt metal/carbon film E24 series 1R to 10MΩ - 1p
 1 Watt metal/carbon film E12 series 4R7 to 10MΩ - 5p
 BC107/8/9 - 12p BC547/8/9 - 8p BC182L 184L - 10p
 BFY50/51/52 - 20p 2N3055 - 50p TIP31A,32A - 25p TIP41,42 - 40p

Tantalum head subminiature electrolytics (Mids/Volts)
 0-1/35, 0-2/25, 0-4/7.35, 3-3/16, 4-7/16 - 14p 4-7/35 - 15p
 2-2/35, 4-7/25, 10/5 - 15p 4-7/35, 6/8/16 - 16p 10/16, 22/6 - 20p
 22/16 - 30p 33/10 - 30p 47/10 - 35p 100/8 - 40p

Aluminium Electrolytics (Mids/Volts)
 1/50, 2-2/50, 4-7/25, 4-7/50, 10/16, 10/25, 10/50 - 5p 22/16, 22/25 - 6p
 22/50, 47/16, 47/25, 47/50 - 6p 100/16, 100/25 - 7p 100/50 - 12p
 100/100 - 14p 220/16 - 8p 220/25, 220/50 - 10p 470/16, 470/25 - 11p
 1000/25 - 18p 1000/35, 220/25 - 22p 4700/25 - 70p

Miniature Polyester Capacitors 250V Wkg. Vertical Mounting
 .01, .015, .022, .033, .047, .068 - 4p 0.1 - 5p 0.15, .22 - 6p 0.47 - 8p

Mylar Capacitors 100V Wkg. Vertical Mounting E12 Series
 1000p to 8200p - 3p .01 to .068 - 4p 0.1 - 5p 0.15, 0.22 - 6p

Subminiature Ceramic Plate 100V Wkg. E12 Series Vertical Mounting
 2% 1P8 to 47P - 3p 56P to 330P - 4p 10% 390P to 4700P - 4p
 Ceramic plate/disc E6 Series 50V 22P to .047 - 2p

Polystyrene Capacitors 63V Wkg. E12 Series Axial Mounting
 10P to 820P - 3p 1000P to 10,000 - 4p 12,000P - 5p
 1N4148 - 2p 1N4002 - 4p 1N5404 - 14p W01 bridge - 25p
 0A91 - 6p AA143 - 8p W005 - 20p 1N4006 - 6p
 Zener diodes E24 series 3V3 to 33V 400mW - 8p 1 watt - 12p
 L.E.D's Red, Green & Yellow 3mm & 5mm - 10p 8mm - 35p
 20mm fuse 0.1A to 5A quick blow - 5p Anti Surge - 8p
 High Speed drills 0.8mm, 1.0mm, 1.3mm, 1.5mm, 2mm - 30p
 Expo Reliant drilling machines 12V d.c. with improved 3-jaw chuck 6.50
 Nicads AA - 80p HP11 - £2 PP3 - £4.20 Universal Chargers - £6.50
 Glass reed switches single pole make contacts - 8p Magnets - 12p

VAT inclusive. Return postage 25p (free over £5). Lists free.

THE C.R. SUPPLY CO.,
 127 Chesterfield Road,
 Sheffield S8 0RN. Tel. 557771.

A & G ELECTRONICS LTD

If you are buying Electronics Components
 elsewhere you are almost certainly paying
 too much!. Write to us for a free 1989
 catalogue and start saving money. Please
 send two 1p stamps towards postage.
 P.O. Box 443 London E14 6JU Tel:01-519-6149

○○○

Help PE Readers!

Put projects into practice.
 Project your component image here!
 Phone PE on 01-743-8888

*** Series X Mixer Kits**
 * up to 1,000 inputs
 * 60+100 mm ladders, pots,
 panels and audio switches
 * 6 auxiliaries
 * versions for recording PA,
 radio, disco
 * circuit diagrams
 * From £9.92

Send 19p for catalogue to: **K. Tek, P.O. Box 172a,
 Surbiton, Surrey KT6 6HN. Tel:01-399-3990**



FOR SALE

Thurlby LA 160A Logic Analyser &
 3 Pods never used £350.00 & VAT.
 Ready for collection.
 Phone : 021-434 3434 Ext.:225
 (contact Andrew Harvey)
PRODUCTS FOR OFFICES Ltd.

*Are you an electronics
 hobbyist?*

If so, you will benefit from joining
 British Amateur Electronics Club!
 BAEC, C. Bogod, 26 Forrest Rd.,
 Penarth, South Glamorgan

CAMBRIDGE COMPUTER SCIENCE LTD

5 1/4 inch Disk Drives, 80 Track DSDD £34.00 each
 3" Disk Drives, 40Tk, SSDD £28.00 each
 5.25" Disks, DSDD, 48tp boxed in 10s £3.00/box £27.00(ten)

Dual Disk Drive Power Supply £20.00 each
 Lead to connect one drive to psu £2.00 each
 Single Data lead (BBC Micro to Disk Drives) £2.00 each
 Dual Data lead (BBC Micro to 2 Disk Drives) £4.00 each
 Dual leads (BBC Micro to 2 Disk Drives) £2.00 each
 20 pin dit low profile IC sockets £0.50 (ten) - £4.00 (100)
 40 pin dit low profile IC sockets £0.60 (ten) - £5.00 (100)

QWERTY keyboard with Cursor keys,
 function keys & numeric pad £6.00 each
 Toroidal transformer, mains in, 12V @4A,
 12V @0.4A, 12-0-12 @0.1A, 12-0-12 @0.2A
 &9-09 @0.2A £4.00 each - £6.00 for 2 - £8.00 for 3

**All items new . Add 15% VAT to all prices. Prices include
 postage. Add 50p to orders below £5.00.**

Dept PE, 374 Milton Road, Cambridge, CB4 1SU
Tel: 0223 327602
SAE with all enquiries please!

Surface mount SRAMS/DRAMS
 Surplus stock - Tel: Roger/ Sue on
 01-336-1104

Special offer while stocks last - 6264
 LP 15 Static Ram £5.95 all inclusive.
 Spiretroniks, 2 Woodclose,
 Chesterfield, Derbyshire S42 6SD

WANTED

large cheap supply of radio
 cassette recorders - any type
 considered Tel:0707 371819

TWO OSCILLOSCOPES
 for sale.

Solartron and Telequipment D43
 working to spec. with service data.
 Only £70 each. Tel: 0252 711060
 (Farnham)

HYBRID POWER CONTROLS

* **BF HYBRID** £7.95
 12 Amp 240 Volt complete Zero Voltage Proportional Heater
 Control (no radio interface).

* **PC1R** £3.45
 1 Amp 240 Volt Phase Angle Controller - Light Dimmer
 (requires 220k pot.)

* **PC12R** £6.95
 12 Amp 240 Volt Phase Angle Controller - Light Dimmer, Drill S
 peed, Heater Control. (Requires 220k pot.)

Prices include VAT +p&p. 62 PARK ROAD, SWANAGE, DORSET, BH19 2AE
 SAE for details on above products. TELEPHONE: 0929 426400

Full range of Thyristors, Triacs, Fuses
 Heatsinks & Ring Circuits etc.
 Trade enquiries welcome

Sutronics

J. N. BULL ELECTRICAL

Please note our correct telephone
 numbers: 0273 734648 or 203500
 For other details see our display
 advertisement!

TURN YOUR SURPLUS

ICS transistors etc into cash, immediate
 settlement. WE welcome the opportunity to
 quote for complete factory clearance.
 Contact:
COLES-HARDING & CO.,
 103 South Brink, Wisbech, Cambs.
ESTABLISHED 15 YEARS
 Tel:0945 584188 - Fax: 0945 588844

SERVICES

PCB Design Program for Amstrad PC1512/1640

Design and manufacture your own PCB's with this easy to use utility. Superb quality printout, double or single sided boards - 8 pads styles - 5 track widths - plus many other features for only £29.99 incl.

For details send S.A. E. to: CADsoft Systems, 18 Ley Crescent, Astley Manchester M29 7BD

Printed Circuit Board Design, Using Computer Aided Design Photoplotting, Prototype PCB's
Special reduction for new clients!

Call Neville Sanderson on: 0532-870253
N.C.A. DESIGNS

For Electronic Design and PCB Manufacture call

PROTO DESIGN

Unit 8, Ilford Trading Estate
Paycocke Road Basildon
Essex SS14 4DR
Tel: 0268 289923



Do not gamble with your advertising!
Use Practical Electronics with confidence!
Phone our Advertisement Dept. on **01-743-8888 for details**

TECHNICAL INFO SERVICES (PE)

76 Church St, Larkhall, Lanarkshire ML8 1HE
Phone 0686 884585 Mon-Fri, 9-5

any other time 0698 883334 FOR FAST QUOTES

WORLD'S LARGEST COLLECTION SERVICE MANUALS Most unobtainable elsewhere. Prices range from only £4.50 - large s.a.e. any quotation, no obligation to buy.

WORLD'S SOLE Suppliers of TV & Video Repair manuals, etc. from TV TECHNIC, Thorn etc. Every published service sheet in stock, supplied full size, not bits & pieces. CTV's or any combination £3.50 plus Lsae, any other single item £2.50 plus Lsae. Complete Circuit Sets for most Videorecorders only #7 set (no serv. shvs made).

LSAE for QUOTATIONS plus GIANT CATALOGUE NEWSLETTERS BARGAINS FREE S/Sht as available.

Comprehensive TV Repair Manual £9.50. Complete Radio Service and Repair Course £9.50. Complete Repair & Service Manuals Mono TV £12.50; CTV £17.00; Video £19.50. Complete Repair Data with circuit - Mono TV £9.50; CTV £12.50; Video £10.50.

£3.00 plus LSAE BRINGS THE ONLY COMPREHENSIVE SERVICE SHEETS & MANUALS, CATALOGUES plus FREE CHASSIS GUIDE and £4.00 OF VOUCHERS

WORKSHOP SERVICE MANUALS

Video Recorders - £12.50

Most Colour TV, Audio, Test, Vintage, Amateur etc. £6.00
Please state Make/Model/Type with order.

FREE Catalogue Unique Repair and Data Guides with all orders or LSAE for your copy.

MAURITON ELECTRONICS LTD (PE),
8 Cherry Tree Road, Chinnor, Oxfordshire OX9 4QY
Tel: (0844) 51694

IS YOUR
CLASSIFIED AD
A TIGHT SQUEEZE?

STRETCH OUT

in display pages of
**PE! Phone Sarah
Holtham on
01-743-8888 for details!**

BOOKS



THE HOMEBUILT DYNAMO

by Alfred T. Forbes

ISBN 0-9597749-0-4

Reviewed in P.E.

January, 1989. £42

including air mail

post.

(Brochure £3

refundable) Trade

enquiries welcome.

Todd-Forbes

Publishing,

P.O. Box 3919,

Auckland,

New Zealand.

"Satellite
Television -
Installation
Guide"
by John
Breeds.



Price- £11.95

Available from Practical
Electronics Book Service or
all good bookshops.

73 AMATEUR RADIO

World's leading ham radio
magazine.

Annual subscription \$39.00 (US
Funds) from: 73 Amateur Radio,
P.O. Box 58866, Boulder,
CO 80322-8866, U.S.A.

SURVEILLANCE

NEW VHF MICROTRANSMITTER KIT, tuneable 80-115 MHz, 500 metre range, sensitive electret microphone, high quality PCB. **SPECIAL OFFER** complete kit **ONLY £5 POST FREE**. Access orders telephone 021 411 1821. Cheques/ P.O.'s to: **Quantek Electronics Ltd**, (Dept P.E.), 45a Station Road, Northfield, Birmingham, B31 3TE

Surveillance devices, lasers, Tesla coils, scramblers, ultrasonic and many more, over 150 designs. Send SAE to: **Plancentre**, Old Wharf, Dynock Road, Ledbury HR8 2HS

KITS MICROTRANSMITTER, VHF/FM, received on standard radio, 25x15mm, free microphone included - £4.50. Telephone transmitter, amazingly uses no batteries - £5.49. Bleeper transmitter vhf - £8.59 inc p&p. SAE list. Remittance to: **A.C.E. (PE)**, 99 Greenheath, Hednesford, Staffs. - Access orders 05438 71902 - same day dispatch

JOBS

HOMEWORKER wanted (South London) to assemble small quantity of passive crossovers on a regular basis. You must be neat. I pay cash. Phone Mr. WEBB on 01-675-0335

MISCELLANEOUS

IMPORTANT - Does anyone know the whereabouts of MARK HUNT (ex. M. Plaquets & Riverside Studios). Please contact **BOB WEBB** on 01-675-033

Laboratory stock clearance equipment, computers, ECG transducers, Geigers, anemometers, spare motors etc. SAE list. Laboratories, Maplehurst, RH13 6LL Tel: 0403 891 236

Make money in 1989! Use Practical Electronics classified pages for your small ads. For details phone Richard Caplis on 01-743-8888.

Small Press monthly - the guide to what is happening in the Small Press world. Latest issue out now. 50p (plus 20p p&p or A5 SAE); SPG, BM BOZO, London WC1N 3XX (Full address).

Program Now

The Advanced Programmers' Journal

The one tool every programmer should have!

From all good newsagents or directly from Intra Press - price £1.50

In due time, I believe that the application of Artificial Intelligence will swamp in magnitude all other applications of computing" said Brian Oakley, the chairman of Logica, in a recent lecture. As he was also the director of the UK's Alvey Programme on information technology for five years he should be in a position to make an authoritative comment on the subject.

If this forecast turns out to be true we can expect AI to have a considerable effect on our lives one way or another. How this takes place will probably not be at all obvious or striking. AI will most likely infiltrate the existing applications of computing, through both hardware and software, in a very gradual way. Its initial purpose will be to enhance and expand the abilities of the conventional Von Neumann type of computers through new forms of software. We see this happening already

INDUSTRY



NOTEBOOK

reasonable inference that we are in fact machines, albeit of a very complex order.

The crucial question is: whether we are *nothing but* machines. Most people are repelled by the mere idea of this possibility. It has given rise to the age-old philosophical problem of free-will versus determinism. Machines are deterministic in that their future behaviour can be completely predicted from present knowledge of their structure and initial conditions. If humans are nothing but machines, their future behaviour can be determined in advance and free-will is an illusion.

Most of us reject the reductionist concept because it denies what we believe to be our truly human characteristics – of purpose, freedom, individuality, subjectivity and moral choice. But AI, by simulating human intelligence, further strengthens the position of inanimate machines relative to

IN THE IMAGE OF HIS CREATION

BY TOM IVALL

Welcome the machine in its own nature, not as a rival and reflection of ourselves. We can be neighbours.

with expert systems (which I discussed in the July 1986 issue). Applications are developing in medicine, economics, business, aviation, military surveillance, scientific research and engineering design.

Some of these expert programs – which rely on databases of knowledge derived from accumulated human experience – are used in independent information processing systems. Others, as I discovered from a recent IEE conference, are now being linked, in an on-line fashion, to conventional electronic digital signal processing systems. The idea is that the database of empirical knowledge helps the signal processing system to cope with incoming data from the real world which is somehow inadequate – distorted, incomplete, erratic, unpredictable and so on. It embodies perhaps years of previous human experience in dealing with such difficult material by making use of patiently acquired rules of thumb. These rules are codified into software in the knowledge base.

When eventually the average person becomes aware of AI it will probably be in a casual, incidental way. He or she may discover, for example, that a doctor's diagnosis or a reply to a telephone enquiry has been made with the aid of a knowledge-based system. But then eventually will come a general dawning of awareness of what has been going on behind the scenes – just as it was with conventional computing.

I wonder what the psychological effect of all this will be on human beings. Will it increase their feeling of power in a collective sense, rather like a nationalistic fervour? Or will it make them feel even more like helpless cogs in a vast machine which grinds on regardless?

Much depends on how the presence of non-human, alternative forms of

intelligence will affect man's image of himself. Already simple muscle power has been devalued by industrial machinery. Human mental power in certain tasks like arithmetic calculation, manipulation of data and control of machines has been devalued by electronic computing systems. Now, the uniqueness of our power to exercise intelligence in solving problems seems to be under threat. And this is coming perilously close to the core of the human personality.

The challenge to the self-image arises from our technological ability to produce these clever systems. In earlier times man understood himself as a creature, made in the image of his creator – God (at least according to the Christian bible – Genesis 1, verses 26, 27). Nowadays, in the age of advanced machines, man is beginning to see *himself* as the all-powerful creator – and in the image of his own creation, the machine. Science has already taught us that we are made of the same atoms as everything else in the world. Our bodies function according to the same laws of physics, mechanics and chemistry as inanimate objects and systems. It's a

ourselves. In so doing it chips away a bit more of our belief in man's apartness from the rest of nature. The self-image is modified. Some psychologists, indeed, consider that we are already suffering from a modern neurosis as a result of unthinkingly adopting the image of the machine and allowing this to undermine our experience of ourselves as responsible beings.

It seems to be a problem with which we shall have to grapple. An optimistic approach to a solution for us is suggested by the philosopher and psychologist Margaret Boden in her book *Artificial Intelligence and Natural Man*. She thinks that human beings suffer a neurotic distress in this situation because they see "an unbridgeable metaphysical gulf between themselves and machines." She says that this "assumption of total incompatibility between mechanism and humanism" is mistaken.

I take this to mean that we shall be happier if we avoid a hang-up on this emotional question and accept the new machines – whatever their nature – as compatible with ourselves, in something like an ecological sense. They should not be regarded as dangerous rivals but as other creatures sharing the same environment which, after all, we are partly responsible for making.

Professor Boden also thinks that computational models of intelligence are markedly more "human" than the behaviourists' models of mankind that have been widely accepted for years. And computational ways of thinking about thinking, she says, are more encouraging to those who are struggling to learn than is the common view of intelligence as a mysterious attribute which one either has or doesn't have.

Free Reader Adverts

*Searching for that elusive component?
Surplus equipment to sell?
Read the rules and fill in the form below to have your free ad published in PE BAZAAR.*

Photographer seeks work or consider buying business. Anything considered. Please write with details: Zulskar Ali, 90 Angus Stret, Roath, Cardiff CF2 3LX.

Wanted: for £100 D/matrix printer with cable Spectrum computer compatible or via interface (RS232): Peter Mkongojo, British Council, Box 34571, Lusaka, Zambia.

SA801 drives, £25 for pair. Dual half height 8" drives. Cased £50 LCR bridge £20. D. Armstrong, 85 Lower Bagthorpe, Bagthorpe, Notts NG16 5HF.

Wanted: instruction manual and plug-ins for Hewlett Packard 14/A scope. Tel: 0924 366152 weekends for money!

Pre-Amp magnetic phono or microphone. Ready built sound master kit with manual. Maplin cat. LM68Y. £4.50. Phone 0892 28589 evenings.

Dynatron RG92 stereo radiogram. Dynatron CP2 player. Sold together £125.00. G. Churcher, 15 Rosemary Hill Road, Streetly, W. Midlands B74 4HL. Tel: 021- 353 9471.

Clearing! Practical Wireless Mags. (28) 1960/75 30/50 p each & post. Oldest (torn covers). Service manuals W/World; Pitmans P.W. £2 each; postage, 1941/45. Mr. E.G. Middleton, 30 Zodiac Court, 165 London Road, Croydon CR0 2RJ or tel: 081 686 2031.

Cheap chips TDA2820M - 50p. TDA2542 - 50p. UA 748C - 20p. LM 324 - 15p. CA3046 - 35p. Add 50p P&P. B.D. Simonds, 11 Cautley Close, Quainton, Aylesbury, Bucks, HP22 4BN.

Wanted: Dragon multi way cartridge port extender. Also Eprom programmer and other Dragon gear. Steve - tel: (021) 777 2477.

Lowé HF125 tech manual 1934 short wave manual £5 each post free. Xtal 19.955MHz JR310 wanted. S. Harmer, 9 Park Square East, Jaywick, Essex CO15 2NL.

Seeking any electronic spares for old valve radios, as well as catalogues and magazines. B.J. Harper, P.O. Box 594, Welkom 9460, South Africa.

Akai 4000DS stereo four track tape deck C/W operators/ service manuals for sale £120 ono. E.G. Priestley FBIS, 6 Lynden Avenue, Windhill, Shipley, West Yorkshire. BD18 1HF. Tel: 0274 593382.

Wanted: 2 x 81 with 16K RAM pack. Also ZX printer wanted. Would pay around £25. Mr. M. Cullis, 4 Sandeford Rise, Tettenhall, Wolverhampton, WV6 9JQ Tel: (0902) 759034.

QI computer green screen monitor 2 x 8" Shugart drives. Massive power supply fan etc. + Richo 1600 printer for spares £100. I.A. Doble, 2 Albany Close, Goonown, St. Agnes, Cornwall TR5 0XE

Wanted: manual for am/fm stereo receiver Technics SA5560. Mr. N. Brabrook, 38 Orchard Park, Laugharne, Carmarthen, Dyfed, West Wales.

Wanted: working 'labgear' teletext adaptor for television. Any offers? Phone Michael on 01-764 5742. Michael Michael, 87 Glenister Park Road, Streatham Vale, London, SW16 5DS.

Yaesu FRG 7700 receiver with memory as new £310. 01-590 933 evenings.

Ferrograph 722Y excellent cond. £175. SME 3009 original cond. £30. Phone 090-722 3876 evenings. V.J. Doonan, 37 Station Road, Albrighton, Wolverhampton, WV7 3QE.

Wanted: manual or info for Pye transistor automatic "Lynx" camera. 0222-75008 transferred charge. K. Silvey, 19 Crystal Avenue, Heath, Cardiff, S. Wales.

HRO £110 Variac £15 Vibroplex bugkey £60. Hornby Scalextric powerpack £12. Marconi TF144H £105. TF1313 £105. R. Troughton tel: 0293 885701 (Sussex).

Wanted: circuit diagram and/or service data for Sinclair DM2 multimeter. Mr. Hill, 40 Merynton Avenue, Coventry, CV4 7BN. Tel: 0203 418820.

Wanted: 12V motor EG510ED for NEC. K450E cassette deck or 6V Mabuchi motor without control board. J. Corfield, 6 Lavender Bank, Bishops Castle, Shropshire, SY9 5BD.

5 1/4" floppy drive DSDD full height for IBM PC. Unused working £45. 20 available. 17 Oak Road, Viewmount, Waterford, Ireland. Tel: Eire 051-76423 after 6pm.

Tektronik oscilloscope 547 50MHz with IAI dual trace plugin and TU7 calibrator inc. manuals £120. Peter Brown, Throws View, Stream Lane, Hawkhurst, Kent TN18 4RD. Tel: (0580) 752371.

All my surplus components for sale. Good assortment £3 or send sae for lists. J. Allen, 150 Magheralane Road, Antrim, Co. Antrim, BT41 2PD

PE BAZAAR

Name & Address			

Please publish the following small ad. FREE in the next available issue. I am not a dealer in electronics or associated equipment. I have read the rules.
Signature.....Date.....

RULES Maximum of 16 words plus address and/or phone no. Private advertisers only (trade or business ads. can be placed in our classified columns). Items related to electronics only. No computer software. PE cannot accept responsibility for the accuracy of ads. or for any transaction arising between readers as a result of a free ad. We reserve the right to refuse advertisements. Each ad. must be posted within one month of cover date. (One month later for overseas readers).
Send this form (or a photocopy of it) to:
PE Bazaar, Practical Electronics, 193 Uxbridge Road, London W12 9RA.



No. 1 LIST BAKERS DOZEN PACKS

All packs are £1 each, if you order 12 then you are entitled to another free. Please state which one you want. Note the figure on the extreme left of the pack ref number and the next figure is the quantity of items in the pack, finally a short description.

- BD2 5 13A spurs provide a fused outlet to a ring main where devices such as a clock must not be switched off.
- BD7 4 In flex switches with neon on/off lights, saves leaving things switched on.
- BD9 2 6V 1A mains transformers upright mounting with fixing clamps.
- BD11 1 8 1/2" speaker cabinet ideal for extensions, takes our speaker. Ref BD137.
- BD13 12 30 watt reed switches, it's surprising what you can make with these - burglar alarms, secret switches, relay, etc., etc.
- BD22 2 25 watt loud speaker two unit cross-overs.
- BD29 1 B.O.A.C. stereo unit is wonderful breakdown value.
- BD30 2 Nicad constant current chargers adapt to charge almost any nicad battery.
- BD32 2 Humidity switches, as the air becomes damper the membrane stretches and operates a microswitch.
- BD42 5 13A rocker switch three tags so on/off, or change over with centre off.
- BD45 1 24hr time switch, ex-Electrivity Board, automatically adjust for lengthening and shortening day original cost £40 each.
- BD49 10 Neon valves, with series resistor, these make good night lights.
- BD56 1 Mini unisector, one use is for an electric jigsaw puzzle, we give circuit diagram for this. One pulse into motor, moves switch through one pole.
- BD59 2 Flat solenoids - you could make your multi-tester read AC amps with this.
- BD67 1 Suck or blow operated pressure switch, or it can be operated by any low pressure variation such as water level in water tanks.
- BD91 1 Mains operated motors with gearbox. Final speed 16 rpm, 2 watt rated.
- BD103A 1 6V 750mA power supply, nicely cased with mains input and 6V output leads.
- BD120 2 Stripper diodes, each contains a 400V 2A bridge rectifier and 14 other diodes and rectifiers as well as dozens of condensers, etc.
- BD122 10m Twins screened flex with white pvc cover.
- BD126 10 Very fine drills for pcb boards etc. Normal cost about 80p each.
- BD132 2 Plastic boxes approx 3in cube with square hole through top so ideal for interrupted beam switch.
- BD134 10 Motors for model aeroplanes, spin to start so needs no switch.
- BD139 6 Microphone inserts - magnetic 400 ohm also act as speakers.
- BD148 4 Reed relay kits, you get 16 reed switches and 4 coil sets with notes on making c/o relays and other gadgets.
- BD149 6 Safety cover for 13A sockets - prevent those inquisitive little fingers getting nasty shocks.
- BD180 6 Neon indicators in panel mounting holders with lens.
- BD193 6 5 amp 3 pin flush mounting sockets make a low cost disco panel. Need cable clips
- BD196 1 In flex simmerstat - keeps your soldering iron etc. always at the ready.
- BD199 1 Mains solenoid, very powerful, has 1in pull or could push if modified.
- BD201 8 Keyboard switches - made for computers but have many other applications.
- BD210 4 Transistors type 2N3055, probably the most useful power transistor.
- BD211 1 Electric clock, mains operated, put this in a box and you need never be late.
- BD221 5 12V alarms, make a noise about as loud as a car horn. Slightly soiled but OK.
- BD242 2 6in x 4in speakers, 4 ohm made from Radiomobile so very good quality.
- BD252 1 Panostat, controls output of boiling ring from simmer to boil.
- BD259 50 Leads with push-on 1/4in tags - a must for hook-ups - mains connections etc.
- BD263 2 Oblong push switches for foot or chimes, these can mains up to 5 amps so could be bell switch if fitted into pattress.
- BD268 1 Mini 1 watt amp for record player. Will also change speed of record player motor.
- BD275 1 Guitar mic - clip-on type suits most amps.
- BD283 3 Mild steel boxes approx 3in x 3in x 1in deep - standard electrical.
- BD293 50 Mixed silicon diodes.
- BD296 2 Car plugs fit into lighter socket.
- BD305 1 Tubular dynamic mic with optional table rest.
- BD400 4 Books, useful for beginners, describes amplifiers, equipment and kit sets.
- BD653 2 Miniature driver transformers. Ref. LT44. 20k to 1k centre tapped.
- BD553a 2 3.5V relays each with 2 pairs changeover contacts.

Most other packs still available and you can choose any as your free one.

CAMERAS. Three cameras, all by famous makers, Kodak, etc. One disc, one 35mm and one instamatic. All in first class condition, believed to be in perfect working order, but sold as untested. You can have the three for £10 including VAT, which must be a bargain - if only for the lenses, flash gear, etc. Our ref 10P58.

675 VOLT MAINS TRANSFORMER PCB mounting, 20va. A very well made (British) transformer. Ideal for laser power supply, etc. Price £4. Our ref 4P38.

PRETTY CASSETTE PLAYER In handy carrying pouch with silk type shoulder cord. Ideal present for young girl. New, tested and in perfect order. Just needs headphones and batteries. Price £4. Our ref 4P35.

EXTRA SPECIAL CROC CLIPS Medium size, just right for most hook-ups. Normally sell for around 10p to 15p each. These are insulated and have a length of wire connected to them but this is very easy to snip off if you do not need it. 20 for £1. Our ref BD117A.

IONISER FOR YOUR CAR Experts say that positive ions predominate in a car and can cause you to feel sleepy so we now offer a car ioniser to counteract this. It plugs into the cigarette lighter socket. Price £12 for the complete kit. Our ref 12P8. Our famous transformer operated room ioniser is still available at £12.50. We claim this to have ten times more output of ions than the ETI, the Equaliser and in fact most other popular kits and ready built ionisers.

COPPER CLAD PANEL for making PCB. Size approx 12in long x 8 1/2in wide. Double-sided on fibreglass middle which is quite thick (about 1/16in) so this would support quite heavy components and could even form a chassis to hold a mains transformer, etc. Price £1 each. Our ref BD683.

POWER IONISER

Generates approx 10 times more IONS than the ETI and similar circuits. Will refresh your home, office, workroom, etc. Makes you feel better and work harder - a complete mains operated kit, case included. £12.50 plus £2 postage. Our ref 12P51.

ORGAN MASTER Is there a three octave musical keyboard. It is beautifully made, has full size (piano size) keys, has gold plated contacts and is complete with ribbon cable and edge connector. Can be used with many computers. We can supply information sheet. Brand new, only £15 plus £3 postage. Our ref 15P15.

CAR SECURITY ALARM Protect your car against vandals and thieves. Our ultrasonic burglar alarm on the back shelf of your car would sound off with a terrific noise if anyone opened the door, broke a quarter light or opened the boot. Complete equipment comprises the ultrasonic transmitter, receiver and siren housed in a very neat case, size 7in wide x 2 1/4in high x 4in deep, and its separate siren. The mains power supply which is included to operate the separate siren would not be required as the 12volts could be obtained from the car battery. The price is £30. Our ref 30P5.

COMPUTER COMPATIBLE CASSETTE RECORDER For playing games or listening to music cassettes. It has a built-in condenser microphone and loud speaker (muted if you use the extension socket. Has the following controls: pause, stop/eject, fast forward, rewind, play and record. Also built-in tape counter, extension headphone and microphone socket and volume control. Built-in power supply enables it to run from the mains but provision also for battery operation. In 'as new' order condition, but customer returns so may have fault. Price only £10 and if you order 4 you get a fifth one free. Our ref 10P65.

MIDI SPEAKERS Stereo pair, made by the famous Bush Radio Company. One way BASS reflex system, using a full range 4in driver of 4ohms impedance. Mounted in very nicely made black fronted walnut finish cabinets. Cabinet size approx 8 1/2in wide, 14in high and 3 1/2in deep. Fitted with a good length of speaker flex and terminating with a normal audio plug. Price £5 the pair plus £1 post. Our ref 5P141.

3 1/2" FLOPPY DISC DRIVE - DOUBLE SIDED, DOUBLE DENSITY, 80 TRACK Shugart compatible, has 34 way IDC connect and will interface with almost any computer. Made by the famous Japanese NEC Company. Price £59.50 plus £3 insured post.



ATARI 65XE COMPUTER

At 64k this is most powerful and suitable for home and business. Brand new, complete with PSU, TV lead, owners manual and six games. Can be yours for only £45 plus £3 insured delivery.

65XE COMPENDIUM Contains: 65XE Computer, its data recorder XC12 and its joystick, with ten games for £62.50 plus £4 insured delivery.

CATHODE RAY TUBE The Philips 9in black and white, makers' reference M24/306W, which in addition to being a high resolution tube is also X-ray and implosion protected. Regular price well over £30, our price £12 plus £2 post, and if you order during May, June and July you will get the deflection coils free. Our ref 12P7.

1/8th HORSEPOWER 12 VOLT MOTOR. Made by Smiths, the body length of this is approximately 3in, the diameter 3in and the spindle 6/16th diameter. It has a centre flange for fixing or can be fixed from the end by means of 2 nuts. A very powerful little motor which revs at 3,000 rpm. We have a large quantity of them so if you have any projects in mind then you could rely on supplies for at least two years, price £8. Our ref 6P1, discount for quantities of 10 or more.

PHILIPS LASER

This is helium-neon and has a power rating of 1.6mW. Completely safe as long as you do not look directly into the beam when eye damage could result. Brand new, full spec. £30 plus £3 insured delivery. Mains operated power supply for this tube gives 1kv striking and 1.25kv at 5mA running. Complete kit with case £15. Battery operated P.S.U. now available at £16.

BATTERY DRIVEN LASER POWER SUPPLY This is available in three versions: *First* is a cased unit which holds the power supply and is fed from a separate 12volt battery and drives the laser through extension leads. Kit complete with ABS case. Price £15. Our ref 15P22. *Second* is a metal cased unit which holds the power supply and the laser but is driven from an external 12volt battery. This unit, in kit form, costs £18. Our ref 18P2. A conversion kit from 15P22 to 18P2 is £6. Our ref 6P14. *Third* is a metal cased unit which holds the laser, its power supply and 2 x 6volt rechargeable batteries which feed it, also the mains driven unit to recharge the batteries. Complete kit £24. Our ref 24P2.

HAND-HELD VIDEO LAMP. Main operated and will enable you to take professional standard videos. Made by the famous Ferguson Company, this uses a 1000w halogen lamp in a fan cooled, hand-held and hand switched metal housing. Comes complete with option of barn-door assembly and camera bar. Obviously intended to retail at over £60, we offer these as £30 each plus £3 insured delivery. Our ref 30P3.

HIGH RESOLUTION MONITOR. In black and white, used Philips tube M24/305W. Made up in a lacquered frame and has open sides. Made for use with OPD computer but suitable for most others. 5 and new. £16 plus £5 post. Our ref 16P1.

12 VOLT BRUSHLESS FAN. Japanese made. The popular square shape 1 1/2 x 4 1/2 x 1 1/2in. The electronically run fuse not only consume very little current but also they do not cause interference as the brush type motors do. Ideal for cooling computers, etc. or for a caravan. £8 each. Our ref 8P28.

MONO RADIO CASSETTE RECORDER AM/FM with all the normal controls. In 'as new' condition but customer returns or shop rejects, so may need attention. Price £10. Order 5 of these and get a sixth one free. Our ref 10P66.

FDD BARGAIN

3 1/2in made by Chicon of Japan. Single aided, 80 track, Shugart compatible interface, interchangeable with most other 3 1/2in end 5 1/4in drives. Completely cased with 4 pin power lead and 34 pin computer lead £40. Plus £3 ins del. Our ref 40P1.

OUR ALADDIN'S CAVE. You may be a new reader and now know that we have a shop at 12 Boundary Road, Hove, where you can go and have a browse around at our assortment of 'goodies'. Unfortunately, because of staff shortages, we cannot be open on Saturdays yet, so the hours are 9.30am to 5pm, Monday to Friday. We of course still serve callers at 250 but request that you bring a completed order form as 250 is really the mail order depot.

J & N BULL ELECTRICAL

Dept PE, 250 PORTLAND ROAD, HOVE
BRIGHTON, SUSSEX BN3 5QT

MAIL ORDER TERMS: Cash, PO or cheque with order. Orders under £20 add £1.50 service charge. Monthly account orders accepted from schools and public companies. Access and Bcard orders accepted minimum £5. Phone (0273) 734648 or 203500.

POPULAR ITEMS

Some of the many items described in our current list which will you receive if you request it

EHT TRANSFORMER 4kv 2mA Ex-unused equipment. £5. Our ref 5P139.

FOIL CAPACITORS Axial ended. 33uf 1,000v. 4 for £1. Our ref DB672. Many other sizes in stock, send for May newsletter.

4 CORE TINSEL COPPER LEAD As fitted to telephones, terminating with flat BT plug. 2 for £1. Our ref BD639.

EHT TRANSFORMER 8kv 3mA. £10. Our ref 10P56.

DOUBLE MICRODRIVES We are pleased to advise you that the Double Microdrives which we were offering at about this time last year as being for the 'QL', 'OPD' and several other computers are again available, same price as before namely £5. Our ref 5P113.

SOFTWARE FOR REMAKING Just arrived. Large quantity of mainly games. All re on normal tape spools in cassette holders and should be suitable for wiping out and re-making into games or programmes of your own design. We offer 5 different for £2 or 100 assorted for £20. Important note: We cannot say which titles you will get nor accept orders for specified titles or 'so many, all different', etc., so only order if you can take them as they come. Order ref 5 for £2 is 2P224, 100 assorted is 20P10.

VERY USEFUL MAGNETS Flat, about 1in long, 1/2in wide and 1/4in thick. These are polished on their faces which makes them ideal to operate reed switches in doors and windows or to hold papers or labels, etc., to metal cabinets, or even to keep cupboard doors firmly closed. Very powerful. 6 for £1. Our ref BD274(a).

ACORN COMPUTER DATA RECORDER REF ALF03 Made for the Electron or BBC computers but suitable for most others. Complete with mains adaptor, leads and handbook. £10.00. Ref 10P44.

FREE POWER! Can be yours if you use our solar cells - sturdily made modules with new system bubble magnifiers to concentrate the light and so eliminate the need for actual sunshine - they work just as well in bright light. Voltage input is 45-you join in series to get desired voltage - and in parallel for more amps. Module C gives 400mA, Price £2. Our ref 2P199. Module D gives 700mA, Price £3. Our ref 3P42.

SOLAR POWERED NI-CAD CHARGER 4 Ni-Cad batteries AA (HP7) charged in eight hours or two in only 4 hours. It is a complete, boxed ready to use unit. Price £6. Our ref 6P3.

METAL PROJECT BOX Ideal size for battery charger, power supply etc.; sprayed grey, size 8in x 4 1/4in high, ends are louvered for ventilation other sides are flat and undrilled. Order Ref. 2P191, Price £1.

4-CORE FLEX CABLE. Cores separately insulated and grey PVC covered overall. Each copper core size 7/0.2mm. Ideal for long telephone runs or similar applications even at mains voltage. 20 metres £2. Our ref 2P196 or 100 metres coil £8. Order ref 8P19.

6-CORE FLEX CABLE. Description same as the 4-core above. Price 15 metres for £2. Our ref 2P197 or 100 metres £9. Order ref. 9P1.

13A PLUGS Good British make complete with fuse, parcel of 5 for £2. Order ref. 2P185.

13A ADAPTERS Takes 2 13A plug, packet of 3 for £2. Order ref. 2P187.

28V - 20V Mains transformers 2 1/2 amp (100 watt) loading, tapped primary. 200-245 upright mountings £4. Order ref. 4P24.

BURGLAR ALARM BELL - 8" gong OK for outside use if protected from rain. 12V battery operated. Price £8. Ref. 8P2.

VERY RELIABLE CAPACITOR 4.7uF 400v notelectrolytic so not polarised, potted in all can, size 1 1/4 x 1 1/2in high. A top grade capacitor made for high class instrument work. Ideal for PCB mounting. 2 for £1. Our ref BD667.

CAPACITOR BARGAIN - axial ended, 4700uF at 25V. Jap made, normally 50p each, you get 4 for £1. Our ref. 613.

SINGLE SCREENED FLEX 7.02 copper conductors, pvs insulated then with copper screen, finally outer insulation. In fact quite normal screened flex. 10m for £1. Our ref BD668.

M.E.S. BULB HOLDERS Circular base battery type fitting. 4 for £1. Our ref DB127s.

SPRING LOADED TEST PRODS - Heavy duty, made by the famous Bulgin company, very good quality. Price 4 for £1. Ref. BD597.

3-CORE FLEX BARGAIN No. 1 - Core size 1.25mm so suitable for long extension leads carrying up to 13 amps, or short leads up to 10 amps. 15mm for £2. Ref. 2P190.

3-CORE FLEX BARGAIN No. 2 - Core size 1.25mm so suitable for long extension leads carrying up to 13 amps, or short leads up to 25A. 10m for £2. Ref. 2P190.

ALPHA-NUMERIC KEYBOARD - This keyboard has 73 keys giving trouble free life and no contact bounce. The keys are arranged in two number pad, board size is approx. 13" x 4" - brand new but offered at only a fraction of its cost, namely £3 plus £1 post. Ref. 3P27.

WIRE BARGAIN - 500 metres 0.7mm solid copper tinned and p.v.c. covered. Only £3 plus £1 post. Ref. 3P31 - that's well under 1p per metre, and this wire is ideal for push on connections.

1/8th HORSEPOWER 12 VOLT MOTOR Made by Smiths, the body length of this is approximately 3in, the diameter 3in and the spindle 3/16th of an inch diameter. It has a centre flange for fixing or can be fixed from the end by means of 2 nuts. A very powerful little motor which revs at 3,000 rpm. We have a large quantity of them so if you have any projects in mind then you could rely on supplies for at least two years. Price £6. Our ref 6P1, discount for quantities of 10 or more.

3 VOLT MOTOR Very low current so should be very suitable for working with solar cells. £1 each. Our ref BD681.

MINI SPEAKERS to use instead of headphones with your personal stereos - simply plug in to earphone socket. Excellent sound quality, only £4 per pair. Our ref 4P34.

SEALED LEAD ACID BATTERIES Japanese made re-chargeable and maintenance-free. Leak-proof construction, so could be used in any position. Long life expectancy - usually four to five years. 12V 2.6Ah £10 each. Our ref 10P59 rV 1Ah, £5 each. Our ref 5P135.

INNER EAR STEREO HEADPHONES Ideal for lady listeners as they will not mess up your hair! Come complete in a neat carrying case. Price £3. Our ref 3P56.

STEREO HEADPHONE AMPLIFIER Very sensitive. A magnetic cartridge or tape head will drive it. Has volume control and socket for stereo headphones. 3v battery operated. £1 each. Our ref BD680.

FET CAPACITOR MICROPHONE EAGLE CI.200 Output equivalent to a high class dynamic microphone while retaining the characteristics of a capacitor microphone. Price £1. Our ref BD646.

SUM-MIN TOGGLE SWITCH Body size 8mm x 4mm x 7mm SBDT with chrome dolly fixing nuts. 4 for £1. Our ref BD649.

SUB-MIN PUSH SWITCH DPDT. Single hole fixing by hexagonal nut. 3 for £1. Our ref BD650.



READY-MADE P.C. BOARDS

Simplify your project assembly – use a ready-made printed circuit board. All are fully drilled and roller tinned. Just slot in the components as shown in the project texts, and solder them. PCBs are the professional route to project perfection.

MAIL ORDERING

Select the boards you want, and send your order to
PE PCB SERVICE, PRACTICAL ELECTRONICS,
193 UXBRIDGE ROAD, LONDON W12 9RA.

Prices include VAT and postage and packing. Add £2 per board for overseas airmail. Cheques should be crossed and made payable to Intra Press.

Quote the project name and PCB Code Number, and print your name and address in Block Capitals. Do not send any other correspondence with your order.

TELEPHONE ORDERS (OPEN 24 HOURS)

Use your Access card and phone your order to

0268 289923

clearly stating your name and address, card number, and order details.

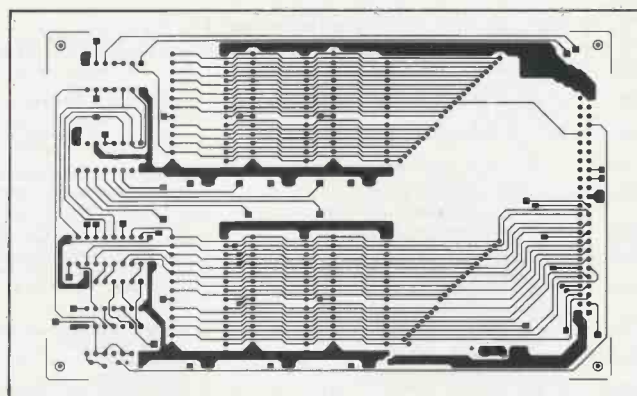
All orders receive priority attention, but allow 28 days for delivery in case a PCB is temporarily out of stock.

WE CAN ONLY SUPPLY THE PCBs LISTED HERE

**CHECK LATEST ISSUE FOR
PRICES BEFORE ORDERING**

PHOTOCOPIES OF THE TEXTS MAY BE BOUGHT FROM THE EDITORIAL OFFICE AT £1.00 EACH PART (£1.50 OVERSEAS), P&P INCLUSIVE.

COMPONENTS ARE AVAILABLE FROM ADVERTISERS.



OCT 86		
DRUM SYNTHESISER	121	£7.67
MAINS DELAY TIMER – selectable 15 to 120 mins. Set of 2 PCBs.	122	£7.92
MAINS DIMMER – touch control up to 400W.	123	£3.90
NOV 86		
REMOTE JOYSTICK – infrared computer controller. Set of 2 PCBs.	124	£10.86
BABY ALARM – through-the-mains transceiver.	125	£10.71
DEC 86		
VIDEO ENHANCER – manually adjustable video improvement.	126	£8.76
JAN 87		
VIDEO FADER – simple inexpensive video mixer	127	£4.50
VOICE SCRAMBLER – confidential trans.	128	£8.06
MAR 87		
4 CHANNEL ENHANCER	135	£4.60
LIGHT PEN – uses fibre optics for accuracy	136	£4.10
ULTRASONIC TAPE MEASURE	138	£9.50
APR 87		
VIGILANTE CAR ALARM – keeps cars alert	139	£5.90
INDUCTIVE LOOP TRANSCEIVER – remote control for models:	143/144	£7.80
MAY 87		
BRIGHT FUZZ – Foot operated overdrive	145	£3.90
JUN 87		
AUDIO SIGNAL GENERATOR	146	£10.20
JUL 87		
WORD GENERATOR – 16-bit binary words	147	£13.42
SCOPE STORE oscilloscope add-on data storage	148	£11.94
SEP 87		
SPEECH PROCESSOR – clarifies speech	150	£5.86
GCSE TIMER UNIT – versatile variable delay	151	£5.18
FUNGEN – triple waveform signal generator	152/153	£9.69
LIGHT CONTROLLER – delayed switching	154	£4.64

OCT 87		
TEACHER LOCKER – digital lock control	155	£7.50
POWER SUPPLY – stabilised ±15V	156	£7.50
GUITAR TO SYNTH – music interface	157A/B	£9.95
NOV 87		
DUAL POWER SUPPLY – GCSE	158	£6.20
MIDI EXPANDER – Music Interface	159	£5.04
DEC 87		
RS 232C TO MIDI	160	£6.43
TEACHER RADIO – GCSE	161	£5.58
JAN 88		
LEGO BUGGY DRIVER	163	£6.42
FEB 88		
TEACHER TALKBACK – GCSE	164	£6.36
DC MOTOR SERVO	165	£7.53
MAR 88		
APPLIANCE TIMER	166A/B	£9.38
TEACHER LIGHTSHOW – GCSE	167A/B	£9.09
LOGIC ANALYSER – Double-sided	168	£20.65
APR 88		
LIGHT METAL EFFECTS	169	£7.10
TEACHER COUNTER	170	£4.95
	171	£4.92
MAY 88		
RF SPEECH PROCESSOR	172	£6.26
JUN 88		
AMSTRAD ROM EXPANSION	173	£10.80
MAINS MODEM	174	£4.27
JULY 88		
VOCALS ELIMINATOR	175	£4.31
AUGUST 88		
SPEAKING CLOCK	176	£16.75
SEPT 88		
BBC MULTIPLEXER	177	£4.50
OCT 88		
METAL DETECTOR	178	£6.50
DEC 88		
PLD PROGRAMMER	179	£9.90
	180	£4.90
PANNING MIXER	181	£7.80
JAN 89		
RUDOLPH'S NOSE	182	£6.25
ANGEL'S HALO	183A/B	£9.40
CANDLE FLICKER	184	£6.25
MAR 89		
CAMERA SHUTTER TIMER	187	£9.95
APR 89		
PC MULTIPOINT	188A/B	£20.55
MAY 89		
KIRLIAN CAMERA	189A/C	£10.50
JULY 89		
PROJECTOR SYNCHRONISER	190-E	£9.50

PE COMPETITION

FORMULATE A FOLIO!

**THREE ATARI FOLIO
POCKET PCS
TO BE WON!**

**WORTH OVER £200
EACH!**

FULL OF FUNCTIONAL FEATURES :

Large supertwist lcd screen
63 key query keyboard
128K RAM, 250K ROM
255 IBM extended ASCII characters
5MHz clock speed
60-pin expansion bus
IBM PC compatible
Extensive built-in software
Speaker with DTMF tone dialing ability

Convenient pocket size -
200 x 100 x 28mm, 450gms

HOW TO ENTER:

Four formulae and three subject headings are quoted -
Write alongside each subject heading the formula you think is most appropriate.
Entrants who correctly tie-in the subject and formula will be entered into a Grand Draw. The first three names selected in the draw will each win a Folio Pocket PC. The next three names drawn will each be awarded 12 month's free subscription to PE. The Editor's decision and definitions are final!

The draw will take place on July 31st 1989.

Send your completed entry form to :
Practical Electronics, Folio Competition,
193 Uxbridge Road, London W12 9RA.



ATARI FOLIO PC ENTRY FORM:

THE SUBJECTS :

Power

Voltage, current
and resistance

Life, the Universe
and Everything

THE FORMULAE :

$E=IR$ $E=W/I$ $E=2\pi R^2$ $E=MC^2$

NAME AND ADDRESS (in block letters)

POST CODE :

**THE WINNERS OF THE FORUM
TELEPHONES WILL BE
ANNOUNCED NEXT MONTH!**

NATIONAL COMPONENT CLUB

SPECIAL OFFERS * SPECIAL OFFERS

SCANNER KIT(T)

A complete, six channel LED chaser kit for less than a fiver! The kit comes complete with all components, including PCB and instructions simple enough for even a complete novice. Works from 6-15vdc.

Only £4

MAINS POWER SUPPLY FOR ABOVE £1

* SPECIAL OFFER PACKS *


100	ASSORTED CAPACITORS	£1
30	ASSORTED TRANSISTORS	£1
25	ELECTROLYTIC CAPACITORS	£1
12	LED's (5mm red or green)	£1
5	555 TIMER IC's	£1
5	741 OP-AMPS	£1

FREE MYSTERY PACK WITH ALL ORDERS OVER £6

Please add £1 P&P, but do not add VAT.
P.O. or cheque to: NATIONAL COMPONENT CLUB, DEPT PE,
BAILEY HILL, CASTLE CARY,
SOMERSET BA7 7AD

We now accept Access - phone (0963) 51171

* FREE CLUB MEMBERSHIP *
Just phone above number or write for details



PE 30 + 30 AMPLIFIER

Build this superb amplifier and enjoy high quality sound at a fraction of the cost of comparable manufactured amplifiers. Available in 3 versions.

30 + 30	STANDARD	30W	£172
	STANDARD	40 W	£185
	IMPROVED	40W	£400 p&p £6.00

PCB AND COMPONENTS AVAILABLE SEPARATELY
INTEGRATED AMPLIFIER KITS FROM £99.50
PREAMPS FROM £166
POWER AMPS FROM £195

AUDIOKITS XMAS SALE

SEND FOR OUR LIST OF BUILT & TESTED AMPLIFIERS INCLUDING DISCONTINUED MODELS, 30 + 30 KITS, MODULES etc.

NEW TO3P Mosfets 25J 162, £4.50
25K 1058 £4.50

For full details of AUDIOKITS amplifier kits and components please send SAE (overseas 3 IRC's) to

AUDIOKITS PRECISION COMPONENTS
6 Mill Close, Borrowash, DERBY DE7 3GU
Tel: 0332 674929

INDEX TO ADVERTISERS

A & G Electronics.....55	Keytronics.....18
A.D.M. Electronics Supplies.....55	K-Tek.....55
Andor Electronics.....40, 54	London Electronics College.....54
Astronomy Now.....47	Magenta Electronics.....10,11,54
Audiokits.....62	Maplin Electronics.....OBC
Barrie Electronics.....39	Mauriton Electronics.....56
B.K. Electronics.....IBC	Multilode Ltd.....54
Blackmore Electronics Ltd.....55	National Component Club.....62
B.A.E.C.....55	N.C.A. Designs.....56
Bull J.....55, 59	Number One Systems.....48
Cadsoft Systems.....56	Omni.....54
Cambridge Computer Science Ltd.....55	Phonosonics.....31
Cirkit Distribution.....40	PLS.....54
Classified Ads.....54-56	Products for Offices Ltd.....55
Coles Harding.....55	Program Now.....45
Component Solutions.....48	Proto Design.....56
Compstock.....45	Rackz Products.....48
Cricklewood Electronics.....31	Radio & Telecommunications
C.R. Supply Co.....55	Correspondence School.....54
Deansgate.....54	Service Trading Co.....62
Display Electronics.....28	Sherwood Data.....33
Fraser Electronics.....54	Soft Machine.....47
Greenbank Electronics.....6	Specialist Semiconductors.....IFC
Greenweld Electronics.....24, 54	Spiretroniks.....55
Hanney, L.F.....54	Suma Designs.....39
Hart Electronics.....33	Sutronics.....55
High Grade Components.....34	Technical Info Services.....56
J.B. Design.....17, 27	T.K. Electronics.....39
J.P.G. Electronics.....55	Todd Forbes Publishing.....56

PLEASE MENTION PRACTICAL ELECTRONICS WHEN REPLYING TO ADVERTS

VARIABLE VOLTAGE TRANSFORMERS

INPUT 220/240V AC 50/60 OUTPUT 0-260V
200W 0.1 amp max £24.00 p&p £3.00 (£31.05 inc VAT)
0.5KVA 2.5 amp max £26.50 £3.75 (£34.79 inc VAT)
1KVA 5 amp max £34.00 £4.25 (£43.99 inc VAT)
2KVA 10 amp max £49.00 £5.50 (£62.68 inc VAT)
3KVA 15 amp max £65.00 £6.25 (£81.94 inc VAT)
5KVA 25 amp max £115.00
Carriage on request



VOLTAGE CHANGING TRANSFORMER

1250 Watt auto. Tapped 0-90V, 100, 110, 115, 120, twice to obtain voltages between 90 and 240V. Fitted in heavy duty louvered metal case. Fused input. Price incl VAT & p&p £39.50.

COMPREHENSIVE RANGE OF TRANSFORMERS-IT ISOLATION & AUTO (110-240V Auto transfer either cased with American socket and mains lead or open frame type. Available for immediate delivery.

UNTRA VIOLET BLACK LIGHT FLUORESCENT TUBES
4ft 40 watt £10.44 (£12.00 inc VAT) Caller only
2ft 20 watt £7.44 + £1.25 p&p (£9.99 inc VAT)
13in 10 watt £5.50 + 75p p&p (£7.19 inc VAT)
12in 8 watt £4.50 + 75p p&p (£6.04 inc VAT)
8in 6 watt £3.80 + 50p p&p (£4.72 inc VAT)
6in 4 watt £3.60 + 50p p&p (£4.72 inc VAT)

230V AC BALLAST KIT for either 6in, 9in or 12in tubes £5.50 + 55p p&p (£6.96 inc VAT)
For 13in tubes £6.00 + 75p p&p (£7.75 inc VAT)

400 WATT UV LAMP
Only £28.00 + £2.50 p&p (£35.08 inc VAT)

175 WATT SELF BALLASTED BLACK LIGHT MERCURY BULBS Available with BC or ES fitting. Price incl VAT & p&p £18.65.

12 VOLT BILGE PUMPS

Buy direct from the importers
500 GPH 15ft head 3 amp
£16.00 inc.

1750 GPH 15ft head 9 amp
£19.25 + £2.00 p&p (£25.00 inc VAT)

EPROM ERASURE KIT

Build your own EPROM ERASURE for a fraction of the price of a made-up unit kit of parts less case includes 12in 8 watt 2537 Angst Tube Ballast unit pair of bi-pin leads neon indicator on/off switch safety microswitch and circuit £14.00 + £2.00 p&p (£16.40 inc VAT)

SUPER HY-LIGHT STROBE KIT

Designed for Disco, Theatrical users etc.
Approx 16 joules. Adjustable speed £48.00 + £2.00 p&p (£57.50 inc VAT)

Case and reflector £22.00 + £2.00 p&p (£27.60 inc VAT)
SAE for further details including Hy-Light and industrial Strobe Kits.

Ample Parking Space
Showroom open Monday/Friday

SERVICE TRADING CO

57 BRIDGMAN ROAD, CHISWICK, LONDON W4 5BB

01-935 1560
ACCOUNT CUSTOMERS MIN. ORDER £10

WIDE RANGE OF XENON FLASH TUBES

Write/Phone your enquiries

SINGLE STATE RELAY

Single make will switch up to 250 V AC 10 amp. operating voltage 3-32 V DC silent contactless opto-isolated. Fraction of maker's price £3.00 + 50 p p&p. Total inc VAT £4.03.

SPECIAL OFFER AC CAPACITORS

1.5 MFD 440V £2.00 5 MFD 440V £4.00
2 MFD 440V £2.50 5.4 MFD 280V £2.00
4.1 MFD 440V £3.50 5 MFD 680V £3.00
12 MFD 400V £4.00
p+p 50p per unit plus VAT to be added to total.

TORIN CENTRIFUGAL BLOWER

230V ac 2,800 RPM 0.9amp 130mm diameter impeller outlet 63 x 37mm overall size 195 x 160 x 150mm long. Price £17.50 + £2.50 p&p (£23 inc. VAT)

SHADED POLE GEAR MOTORS

In the following sizes:
9 RPM 12 RPM 80 RPM 160 RPM 110V AC or 240V AC with capacitors (supplied). Price incl VAT & p&p £12.65

GEARED MOTORS

71 RPM 20lb inch torque reversible 115V AC input including capacitor and transformer for 240V AC operation. Price incl VAT & p&p £23.00.

12 V DC COOLER EXTRACTOR FAN

New brushless motor 92mm sq. Price incl VAT & p&p £11.50.

SOLID STATE EHT UNIT

Input 230/240V AC, Output approx 15KV. Producing 10mm spark. Built-in 10 sec timer. Easily modified for 20 sec, 30 sec to continuous. Designed for boiler ignition. Dozens of uses in the field of physics and electronics, eg supplying neon or argon tubes etc. Price less case £8.50 + £1.00 p&p (£10.93 inc VAT) NMS

COOLING FANS-BRAND NEW!

200-400V AC American Boxer 'Peewee' 7-bladed high efficiency cooling unit 80mm sq xk 40mm deep 40cm approx. Price incl VAT & p&p £10.35.

EX-EQUIPMENT FANS 120mm sq x 38mm deep in either 115V or 230V AC Tested and guaranteed. Price incl VAT & p&p £7.76.

Large selection of various speed geared motors from stock. Phone or write for details.

From stock at prices that defy competition

C/F Blowers Program Timers
Microswitches Synch Motors
write/phone your enquiries

NMS = NEW MANUF SURPLUS
R&T = RECONDITIONED AND TESTED



POWER AMPLIFIER MODULES-TURNABLES-DIMMERS-LOUDSPEAKERS-19 INCH STEREO RACK AMPLIFIERS

OMP POWER AMPLIFIER MODULES

Supplied ready built and tested.

OMP POWER AMPLIFIER MODULES Now enjoy a world-wide reputation for quality, reliability and performance at a realistic price. Four models available to suit the needs of the professional and hobby market, i.e. Industry, Leisure, Instrumental and Hi-Fi etc. When comparing prices, NOTE all models include Toroidal power supply, Integral heat sink, Glass fibre P.C.B., and Drive circuits to power compatible Vu meter. Open and short circuit proof.

THOUSANDS OF MODULES PURCHASED BY PROFESSIONAL USERS




OMP100 Mk 11 Bi-Polar Output power 110 watts R.M.S. into 4 ohms, Frequency Response 15Hz - 30KHz - 3dB, T.H.D. 0.01%, S.N.R. - 118dB Sens. for Max. output 500mV at 10K, Size 355 x 115x65mm. PRICE £33.99 + £3.00 P&P.

NEW SERIES II MOS-FET MODULES



OMP/MF 100 Mos-Fet Output power 110 watts R.M.S. into 4 ohms, Frequency Response 1Hz - 100KHz - 3dB, Damping Factor, >300, Slew Rate 45V/uS, T.H.D. Typical 0.002%, Input Sensitivity 500mV, S.N.R. - 125dB. Size 300 x 123 x 60mm. PRICE £39.99 + £3.00 P&P.




OMP/MF200 Mos-Fet Output power 200 watts R.M.S. into 4 ohms, Frequency Response 1Hz - 100KHz - 3dB, Damping Factor >300, Slew Rate 50V/uS, T.H.D. Typical 0.001%, Input Sensitivity 500mV, S.N.R. - 130dB. Size 300 x 155 x 100mm. PRICE £62.99 + £3.50 P&P.



OMP/MF300 Mos-Fet Output power 300 watts R.M.S. into 4 ohms, Frequency Response 1Hz - 100KHz - 3dB, Damping Factor >300, Slew Rate 60V/uS, T.H.D. Typical 0.0008%, Input Sensitivity 500mV, S.N.R. - 130dB. Size 330 x 175 x 100mm. PRICE £79.99 + £4.50 P&P.

NOTE:— MOS-FET MODULES ARE AVAILABLE IN TWO VERSIONS, STANDARD — INPUT SENS. 500mV BAND WIDTH 100KHz, PEC (PROFESSIONAL EQUIPMENT COMPATIBLE) — INPUT SENS. 775mV, BAND WIDTH 50KHz, ORDER STANDARD OR PEC



Vu METER Compatible with our four amplifiers detailed above. A very accurate visual display employing 11 L.E.D. diodes (7 green, 4 red) plus an additional on/off indicator. Sophisticated logic control circuits for very fast rise and decay times. Tough moulded plastic case, with tinted acrylic front. Size 84 x 27 x 45mm. PRICE £8.50 + 50p P&P.

LOUDSPEAKERS



LARGE SELECTION OF SPECIALIST LOUDSPEAKERS AVAILABLE, INCLUDING CABINET FITTINGS, SPEAKER GRILLES, CROSS-OVERS AND HIGH POWER, HIGH FREQUENCY BULLETS AND HORNS, LARGE S.A.E. (30p STAMPED) FOR COMPLETE LIST.

McKENZIE:— INSTRUMENTS, P.A., DISCO, ETC.

ALL MCKENZIE UNITS 8 OHMS IMPEDENCE

- 8" 100 WATT C8100GPM GEN. PURPOSE, LEAD GUITAR, EXCELLENT MID., DISCO. RES, FREQ. 80Hz. FREQ. RESP. TO 14KHz. SENS. 99dB. PRICE £28.59 + £2.00 P&P.
- 10" 100 WATT C10100GP GUITAR, VOICE, ORGAN, KEYBOARD, DISCO, EXCELLENT MID. RES, FREQ. 70Hz. FREQ. RESP. TO 6KHz. SENS. 100dB. PRICE £34.70 + £2.50 P&P.
- 10" 200 WATT C10200GP GUITAR, KEYBOARD, DISCO, EXCELLENT HIGH POWER MID. RES, FREQ. 45Hz. FREQ. RESP. TO 7KHz. SENS. 103dB. PRICE £47.48 + £2.50 P&P.
- 12" 100 WATT C12100GP HIGH POWER GEN. PURPOSE, LEAD GUITAR, DISCO. RES, FREQ. 45Hz. FREQ. RESP. TO 7KHz. SENS. 98dB. PRICE £36.66 + £3.50 P&P.
- 12" 100 WATT C12100TC TWIN CONE) HIGH POWER WIDE RESPONSE, P.A., VOICE, DISCO. RES, FREQ. 45Hz. FREQ. RESP. TO 14KHz. SENS. 100dB. PRICE £37.63 + £3.50 P&P.
- 12" 200 WATT C12200B HIGH POWER BASS, KEYBOARDS, DISCO, P.A. RES, FREQ. 40Hz. FREQ. RESP. TO 7KHz. SENS. 100dB. PRICE £64.17 + £3.50 P&P.
- 12" 300 WATT C12300GP HIGH POWER BASS LEAD GUITAR, KEYBOARDS, DISCO, ETC. RES, FREQ. 45Hz. FREQ. RESP. TO 5KHz. SENS. 100dB. PRICE £85.79 + £3.50 P&P.
- 15" 100 WATT C15100BS BASS GUITAR, LOW FREQUENCY, P.A., DISCO. RES, FREQ. 40Hz. FREQ. RESP. TO 5KHz. SENS. 98dB. PRICE £53.70 + £4.00 P&P.
- 15" 200 WATT C15200BS VERY HIGH POWER BASS. RES, FREQ. 40Hz. FREQ. RESP. TO 4KHz. SENS. 99dB. PRICE £73.26 + £4.00 P&P.
- 15" 250 WATT C15250BS VERY HIGH POWER BASS. RES, FREQ. 40Hz. FREQ. RESP. TO 4KHz. SENS. 99dB. PRICE £80.53 + £4.50 P&P.
- 15" 400 WATT C15400BS VERY HIGH POWER, LOW FREQUENCY BASS. RES, FREQ. 40Hz. FREQ. RESP. TO 4KHz. SENS. 102dB. PRICE £94.12 + £4.50 P&P.
- 18" 400 WATT C18400BS EXTREMELY HIGH POWER, LOW FREQUENCY BASS. RES, FREQ. 27Hz. FREQ. RESP. TO 3KHz. SENS. 99dB. PRICE £167.85 + £5.00 P&P.

EARBENDERS:— HI-FI, STUDIO, IN-CAR, ETC.

ALL EARBENDER UNITS 8 OHMS EXCEPT EB8-50 AND EB10-50 DUAL 4 AND 8 OHM. BASS, SINGLE CONE, HIGH COMPLIANCE, ROLLED FOAM SURROUND

- 8" 50 WATT EB8-50 DUAL IMPEDENCE, TAPPED 4/8 OHM BASS, HI-FI, IN-CAR. RES, FREQ. 40Hz. FREQ. RESP. TO 7KHz. SENS. 97dB. PRICE £8.90 + £2.00 P&P.
- 10" 50 WATT EB10-50 DUAL IMPEDENCE, TAPPED 4/8 OHM BASS, HI-FI, IN-CAR. RES, FREQ. 40Hz. FREQ. RESP. TO 5KHz. SENS. 99dB. PRICE £12.00 + £2.50 P&P.
- 10" 100 WATT EB10-100 BASS, HI-FI, STUDIO. RES, FREQ. 35Hz. FREQ. RESP. TO 3KHz. SENS. 96dB. PRICE £27.50 + £3.00 P&P.
- 12" 60 WATT EB12-60 BASS, HI-FI, STUDIO. RES, FREQ. 26Hz. FREQ. RESP. TO 3KHz. SENS. 92dB. PRICE £21.00 + £3.00 P&P.
- 12" 100 WATT EB12-100 BASS, STUDIO, HI-FI, EXCELLENT DISCO. RES, FREQ. 26Hz. FREQ. RESP. TO 3KHz. SENS. 93dB. PRICE £32.00 + £3.50 P&P.
- FULL RANGE TWIN CONE, HIGH COMPLIANCE, ROLLED SURROUND**
- 5 1/2" 60 WATT EB5-60TC (TWIN CONE) HI-FI, MULTI-ARRAY DISCO ETC. RES, FREQ. 63Hz. FREQ. RESP. TO 20KHz. SENS. 92dB. PRICE £9.99 + £1.50 P&P.
- 6 1/2" 60 WATT EB6-60TC (TWIN CONE) HI-FI, MULTI-ARRAY DISCO ETC. RES, FREQ. 38Hz. FREQ. RESP. TO 20KHz. SENS. 94dB. PRICE £10.99 + £1.50 P&P.
- 8" 60 WATT EB8-60TC (TWIN CONE) HI-FI, MULTI-ARRAY DISCO ETC. RES, FREQ. 40Hz. FREQ. RESP. TO 18KHz. SENS. 89dB. PRICE £12.99 + £1.50 P&P.
- 10" 60 WATT EB10-60TC (TWIN CONE) HI-FI, MULTI-ARRAY DISCO ETC. RES, FREQ. 35Hz. FREQ. RESP. TO 12KHz. SENS. 86dB. PRICE £16.49 + £2.00 P&P.

TRANSMITTER HOBBY KITS

PROVEN TRANSMITTER DESIGNS INCLUDING GLASS FIBRE PRINTED CIRCUIT BOARD AND HIGH QUALITY COMPONENTS COMPLETE WITH CIRCUIT AND INSTRUCTIONS

- 3W FM TRANSMITTER 80-108MHz, VARICAP CONTROLLED PROFESSIONAL PERFORMANCE, RANGE UP TO 3 MILES, SIZE 38 x 123mm, SUPPLY 12V @ 0.5AMP. PRICE £14.49 + £1.00 P&P
- FM MICRO TRANSMITTER (BUG) 100-108MHz VARICAP TUNED COMPLETE WITH VERY SENS FET MIC, RANGE 100-300m, SIZE 56 x 46mm, SUPPLY 9V BATT, PRICE £8.62 + £1.00 P&P



3 watt FM Transmitter



POSTAL CHARGES PER ORDER £1.00 MINIMUM. OFFICIAL ORDERS PLEASE FROM SCHOOLS: COLLEGES, GOVT. BODIES, ETC. PRICES INCLUSIVE OF V.A.T. SALES COUNTER. VISA ACCESS ACCEPTED BY POST, PHONE OR FAX.



* PRICES INCLUDE V.A.T. * PROMPT DELIVERIES * FRIENDLY SERVICE * LARGE S.A.E., 30p STAMPED FOR CURRENT LIST.

OMP VARISPEED TURNABLE CHASSIS.



- * MANUAL ARM
- * STEEL CHASSIS
- * ELECTRONIC SPEED CONTROL 33 & 45
- * VARI PITCH CONTROL
- * HIGH TORQUE SERVO DRIVEN DC MOTOR
- * TRANSIT SCREWS
- * 12" DIE CAST PLATTER
- * NEON STROBE
- * CALIBRATED BAL WEIGHT
- * REMOVABLE HEAD SHELL
- * 1/2" CARTRIDGE FIXINGS
- * CUE LEVER
- * POWER 220/240V 50/60Hz
- * 390x305mm
- * SUPPLIED WITH MOUNTING CUT-OUT TEMPLATE.

PRICE £59.99 + £3.50 P&P.

OPTIONAL MAGNETIC CARTRIDGES

STANTON AL500
PRICE £16.99 + 50p P&P

GLDRING G850
PRICE £6.99 + 50p P&P

OMP MOS-FET POWER AMPLIFIERS, HIGH POWER, TWO CHANNEL 19 INCH RACK

THOUSANDS PURCHASED BY PROFESSIONAL USERS



NEW MXF SERIES OF POWER AMPLIFIERS

THREE MODELS:— MXF200 (100w + 100w)
MXF400 (200w + 200w) MXF600 (300w + 300w)

All power ratings R.M.S. into 4 ohms.

FEATURES: * Independent power supplies with two Toroidal Transformers * Twin L.E.D. Vu meters * Rotary indexed level controls * Illuminated on/off switch * XLR connectors * Standard 775mV inputs * Open and short circuit proof * Latest Mos-Fets for stress free power delivery into virtually any load * High slew rate * Very low distortion * Aluminium cases * MXF600 Fan Cooled with D.C. Loudspeaker and Thermal Protection.

USED THE WORLD OVER IN CLUBS, PUBS, CINEMAS, DISCOS ETC.

- SIZES:— MXF 200 W19" x H3 1/2" (2U) x D11"
- MXF 400 W19" x H5 1/4" (3U) x D12"
- MXF 600 W19" x H5 1/4" (3U) x D13"

MXF200 £171.35

PRICES: MXF400 £228.85

MXF600 £322.00

SECURICOR DELIVERY £12.00 EACH



OMP LINNET LOUDSPEAKERS

THE VERY BEST IN QUALITY AND VALUE



MADE ESPECIALLY TO SUIT TODAY'S NEED FOR COMPACTNESS WITH HIGH OUTPUT SOUND LEVELS, FINISHED IN HARDWEARING BLACK VYNIDE WITH PROTECTIVE CORNERS, GRILLE AND CARRYING HANDLE. INCORPORATES 12" DRIVER PLUS HIGH FREQ. HORN FOR FULL FREQ. RANGE. 45Hz-20KHz BOTH MODELS 8 OHM, SIZE H18" x W15" x D12"

CHOICE OF TWO MODELS

POWER RATINGS QUOTED IN WATTS RMS FOR EACH CABINET

OMP 12-100 (100W 100dB) PRICE £159.99 PER PAIR

OMP 12-200 (200W 102dB) PRICE £209.99 PER PAIR

SECURICOR DEL.— £12.00 PER PAIR

OMP SLIDE DIMMER 1K WATT & 2.5K WATT

CONTROLS LOADS UP TO 1KW & 2.5KW. SUITABLE FOR RESISTIVE AND INDUCTIVE LOADS BLACK ANODISED CASE, READILY FLUSH MOUNTED THROUGH PANEL/CABINET CUT-OUTS, ADVANCED FEATURES INCLUDE:—

- * FULL 65mm SLIDE TRAVEL
- * NEON MONITOR INDICATOR
- * FLASH OVERRIDE BUTTON
- * HIGH & LOW LEVEL PRESETS
- * FULLY SUPPRESSED TO BS 800

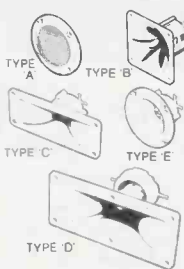
SIZES:— 1KW H128xW40xD55mm 2.5KW H128xW76xD79mm

PRICES:— 1K WATT £15.99 2.5K WATT £24.99 + 60p P&P

PIEZO ELECTRIC TWEETERS-MOTOROLA

PIEZO ELECTRIC TWEETERS — MOTOROLA


Join the Piezo revolution. The low dynamic mass (no voice coil) of a Piezo tweeter produces an improved transient response with a lower distortion level than ordinary dynamic tweeters. As a crossover is not required these units can be added to existing speaker systems of up to 100 Watts (more if 2 put in series). FREE EXPLANATORY LEAFLETS SUPPLIED WITH EACH TWEETER.



- TYPE 'A'** (KSN2036A) 3" round with protective wire mesh, ideal for bookshelf and medium sized Hi-fi speakers. Price £4.90 each + 50p P&P.
- TYPE 'B'** (KSN1005A) 3 1/2" super horn. For general purpose speakers, disco and P.A. systems etc. Price £5.00 each + 50p P&P.
- TYPE 'C'** (KSN6016A) 2" x 5" wide dispersion horn. For quality Hi-fi systems and quality discos etc. Price £6.99 each + 50p P&P.
- TYPE 'D'** (KSN1025A) 2" x 6" wide dispersion horn. Upper frequency response retained extending down to mid range (2KHz). Suitable for high quality Hi-fi systems and quality discos. Price £9.99 each + 50p P&P.
- TYPE 'E'** (KSN1038A) 3 3/4" horn tweeter with attractive silver finish trim. Suitable for Hi-fi monitor systems etc. Price £5.99 each + 50p P&P.
- LEVEL CONTROL** Combines on a recessed mounting plate, level control and cabinet input jack socket. 85x85mm. Price £3.99 + 50p P&P.


STEREO DISCO MIXER

STEREO DISCO MIXER with 2 x 5 band L & R graphic equalisers and twin 10 segment L.E.D. Vu Meters. Many outstanding features 5 inputs with individual faders providing a useful combination of the following:— 3 Turntables (Mag), 3 Mics, 4 Line including CD plus Mic with talk over switch Headphone Monitor, Pan Pot L & R, Master Output controls, Output 775mV. Size 360x280x90mm. Supply 220-240V. Price £134.99 — £4.00 P&P



B. K. ELECTRONICS Dept PE
UNIT 5, COMET WAY, SOUTHEND-ON-SEA, ESSEX. SS2 6TR
TEL: 0702-527572 FAX: 0702-420243


Superb Triple-Trace 20MHz Oscilloscope



Precision laboratory oscilloscope. 3 Channels - 3 Trace. Sensitive vertical amplifier 1mV/div allows very low level signals to be easily observed. 150mm rectangular CRT has internal graticule to eliminate parallax error. X-Y mode allows Lissajous patterns to be produced and phase shift measured. TV sync separator allows measurement of video signals. 20ns/div sweep rate makes fast signals observable. Algebraic operation allows sum or difference of Channel 1 and 2 to be displayed. Stable triggering of both channels even with different frequencies is easy to achieve. 50mV/div output from Ch 1 available to drive external instrument e.g. frequency counter. A hold-off function permits triggering of complex signals and aperiodic pulse waveforms.

ONLY
£ 287⁴⁹
 XJ61R

40MHz Triple-Trace Oscilloscope



As above, but with 40MHz bandwidth and super bright 12kV tube even at the highest frequencies. This instrument also has a delayed sweep time base to provide magnified waveforms and accurate time interval measurement. Truly superb precision instrument.

Includes VAT & Carriage As Well!

ONLY
£ 499⁹⁵
 XJ60Q

✂

Order Coupon Send to P.O. Box 3, Rayleigh, SS6 8LR

Qty.	Description	Code	Price

Name Total Add carriage 50p

Address

Post Code

I authorise you to debit my Credit Card account for the cost of goods despatched.

Card No.

Access, Amex, Visa delete as required.

If ordering by Credit Card please sign

Expiry date of Credit Card

PE

Maplin ELECTRONICS

P.O. Box 3, RAYLEIGH, ESSEX SS6 8LR.



PHONE BEFORE 5PM FOR SAME DAY DESPATCH **0702 554161**

ALL PRICES INCLUDE VAT.

All items subject to availability. Subject to availability both items will be on sale in our shops in Birmingham, Bristol, Leeds, London, Manchester, Nottingham, Southampton and Southend-on-Sea.

29 Pump Lane W3

John S/S