

PRACTICAL

DECEMBER 1988 · £1.25

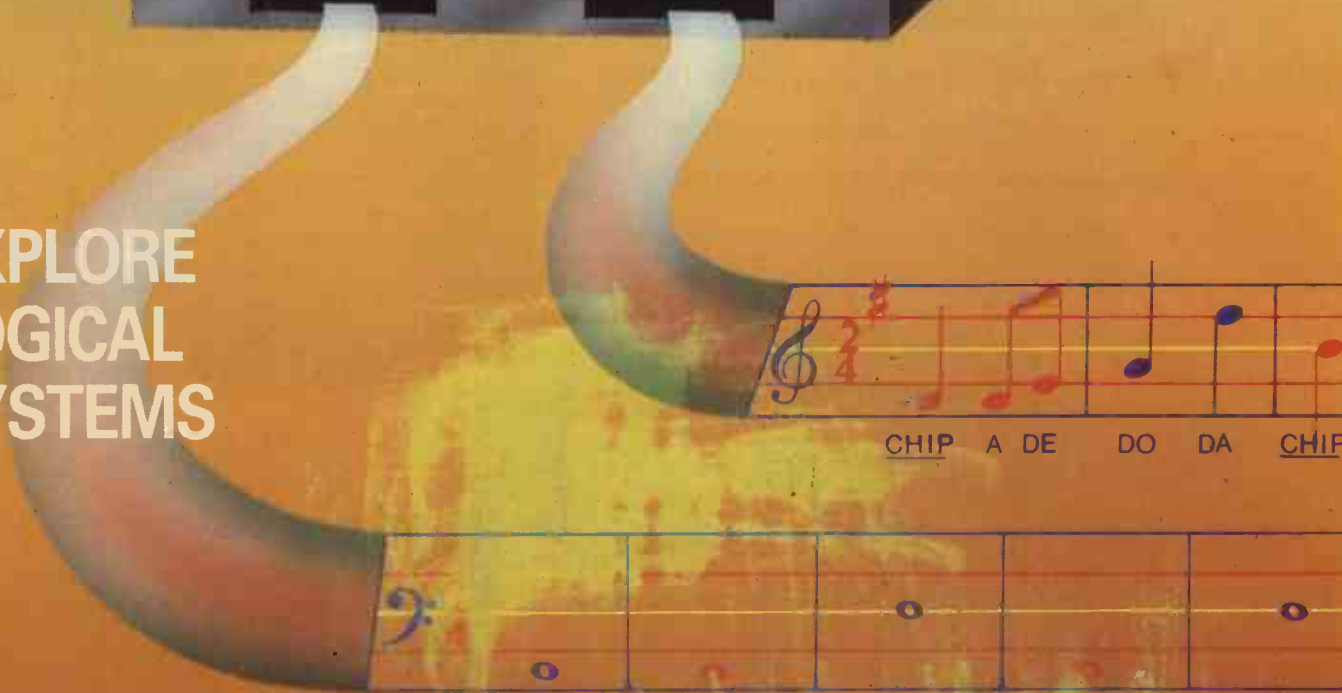
# ELECTRONICS

SCIENCE & TECHNOLOGY

BUILD A  
MUSIC  
MIXER



EXPLORE  
LOGICAL  
SYSTEMS



# New REALISTIC<sup>®</sup>

## PORTABLE SCANNING RECEIVER

- Frequency Synthesized - No Crystals To Buy
- 68-88 MHz VHF-Lo
- 108-136 MHz (AM) Aircraft
- 136.005-174 MHz VHF-Hi
- 380-512 MHz UHF
- 806-960 MHz

**Realistic Pro-34.** Catch all the action on this hand-held programmable scanner. Features extended frequency coverage, including the new 800 MHz band! Scan up to 200 channels in 10 bands or search for new bands. Store frequencies in a special monitor band for one-key transfer to permanent memory. Lock-out key temporarily bypasses unwanted channels.

### The Key To Better Listening

Also features large LCD display showing channels and frequencies being scanned, monitored or programmed and has a switchable backlight for night viewing. Squelch control, built-in speaker, 1/8" earphone socket, flexible aerial and belt-clip. Includes BNC jack for adding external aerial.


# Tandy<sup>®</sup>

*Tune in to Tandy TODAY!*

Over 400 Stores  
And Dealers Nationwide  
Prices may vary at Dealers. Offers subject to availability.  
Tandy, Tandy Centre, Leamore Lane,  
Walsall, West Midlands. WS2 7PS



Realistic PRO-34 £249.95.  
Cat. No. 20-9135



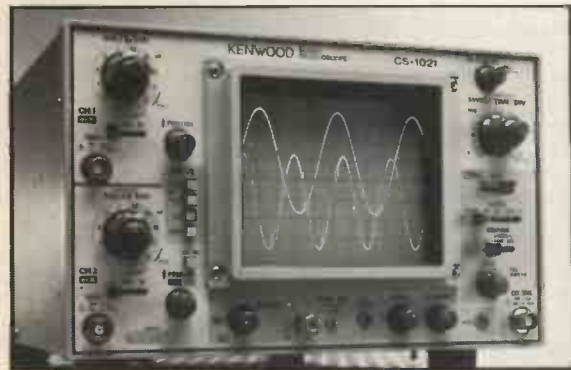

## CONSTRUCTIONAL PROJECTS

- PANNING MIXER** by Robert Penfold ..... 12  
Electronic music enthusiasts – discover how evenly ten will go into two and how lines can be crossed without losing your balance.
- DUAL BEAM OSCILLOSCOPE – PART TWO** by John Becker ..... 25  
Sync among the waves and let a sweep in time increase your X-pertise in screening potential success.
- DIGITAL ELECTRONICS – PART FOUR** by Owen Bishop ..... 35  
Explore the logic of systems design and learn how gates can be counted on for efficient flexibility, with or without the help of Mickey Mouse.
- PLD PROGRAMMER – PART TWO** by Chris Kelly & Steve Pattinson ..... 51  
Concluding the fuse-blower's guide to programmed design sophistication.



## SPECIAL FEATURES

- ADVANCED TELETEXT RECEIVER** by Andrew Armstrong ..... 30  
Aunty Beeb's computer has its new Ceefax and Oracle interface reviewed by Uncle Andrew.
- SEMICONDUCTORS – PART TWELVE** by Andrew Armstrong ..... 19  
Despite the flexibility of cmos, ttl has its advantages, as does ecl if you learn its black art.
- SUBMARINE CABLES – PART THREE** by Mike Sanders ..... 48  
Monarchs and unmanned submersibles keep marine cables well maintained for the future of increasingly diverse communications traffic.



## REGULAR FEATURES

- EDITORIAL** by John Becker – pin-out pin-ups ..... 9
- LEADING EDGE** by Barry Fox – netting Cellnet ..... 8
- SPACEWATCH** by Dr. Patrick Moore – dinosaur doomwatch ..... 46
- INDUSTRY NOTEBOOK** by Tom Ivall – of discs and digits ..... 57
- READERS' LETTERS** – and a few answers ..... 44
- ANNUAL INDEX** – January to December 1988 ..... 60

## PRODUCT FEATURES

- MARKETPLACE** – what's new, where and when ..... 4
- ARMCHAIR BOOKSHOP** – have you browsed our good book list? . 54
- PCB SERVICE** – professional PCBs for PE projects ..... 42
- TRACK CENTRE** – the PCB track layout page ..... 43
- BAZAAR** – Readers' FREE advertising service ..... 56
- ADVERTISERS' INDEX** ..... 62




## NEXT MONTH . . .

**WE'VE SCINTILLATING FEATURES TO SPARKLE-UP THE FESTIVITIES**  
 ★ A SHERLOCK HOLMES MACHINE ★ A CHOICE OF SEASONAL SPANGLERS ★ RAILWAY ELECTRONIC SIGNALLING (sorry the postal strike didn't allow it this month – or the Digital Multimeters feature, which is being rescheduled) ★ AND OF COURSE WE'VE OUR REGULAR GIFTED AUTHORS WITH THEIR TOPICAL NEWS, VIEWS AND FEATURES.

**ADD OUR JANUARY 1989 ISSUE  
 TO YOUR LIST OF LONGED-FOR PRESENTS  
 ON SALE FROM FRIDAY DECEMBER 2ND**

**THE SCIENCE MAGAZINE FOR SERIOUS ELECTRONICS ENTHUSIASTS**



**We have recently received the following literature:**

Cricklewood have sent us their superb new catalogue. It's their 14th edition and is by far the biggest they have ever published. (But why has Crickles the cat lost her portrait on the cover?!) 100 pages are filled with information, prices and pictures of hundreds of new items, and many prices have been reduced. If you are looking for a wide variety of good quality electronic components, you should definitely add this catalogue to your library. It costs only £1 including post and you'll soon recoup this if you take advantage of the £10 of discount vouchers included. You even get a prepaid envelope for your orders. Cricklewood Electronics Ltd., 40 Cricklewood Broadway, London NW2 3ET. Tel: 01-452 0161.

Greenweld's 1989 catalogue of electronic components will definitely be of interest to PE readers. It has over 100 pages and is the biggest they've produced. It contains an enormous range of components, in their words, 'everything from the humble resistor to complex audio mixers and oscilloscopes!' It will cost you £1, but you'll soon recoup that through the bargains on offer. Your Ed first met Greenweld's director Peter Green many years ago and knows he ensures his company offers the best in service and quality. Greenweld Electronic Components, 44 Millbrook Road, Southampton, SO1 0HX. 0703 772501.

Tandy's annual catalogue has been released covering their 1989 product range. Drop into any of Tandy's numerous stores and pick up your own FREE copy.


Cooke International are specialists in second user test equipment and have a very wide range of low cost gear available, as their catalogue shows. They also have a 'growing pile' of spare part equipment that they regard as uneconomic to repair commercially but which might present an interesting challenge to devoted diy-ers. They continually update their stocks and information so its well worth while getting your name on their mailing list. Cooke International, Unit 4, Fordingbridge Site, Main Road, Barnham, Bognor Regis, W. Sussex, PO22 0EB. 0243 685111.

Hitachi's 14 page brochure on gate arrays will be of interest to those involved in semicustom products and other applications where microprocessors may not be appropriate. They have also published a short brochure describing the HD81801 ADPCM and its applications in systems requiring digital speech storage, playback or synthesis. Hitachi Europe Ltd, 21 Upton Road, Watford, Herts. WD1 7TB. 0923 246488.

STC have a new 32-page brochure available on the IBM-compatible Audiocard 300E. The publication highlights the many features of this unique speech recording and play facility for PCs. STC Instrument Services, Dewar House, Central Road, Harlow, Essex, CM20 2DF. 0279 641641.

Techstyle have introduced a brand new product range covering integrated home storage systems for sophisticated hifi users. The systems have been designed and manufactured in the UK and individually provide high quality storage for cds, tapes and videos. They also have a good selection of portable cases for many other purposes, and aptly named their Klik!Case range. Their catalogue beautifully illustrates the ranges and some of their applications. Techstyle Products Ltd, 2 Bath Road, London W4 1LN. 01-747 0392.

# WHAT'S NEW



## Kenwood mixed

Two 20MHz channels are available on the new Kenwood CS1021 oscilloscope. Sensitivity ranges from 2mV up to full bandwidth and 1mV up to 10MHz (-3dB). An accuracy of 3% is quoted for both vertical and horizontal amplifiers.

Sweep speed is continuously variable between 0.5  $\mu$ s/div and 0.5s/div with a further 10-times sweep expansion available which permits detailed observation of a portion of a complex waveform.

Triggering sources available are Channel 1, Channel 2, line, external and V mode. When V mode is selected the trigger source is automatically selected according to the vertical axis mode. Thus for CH1 or CH2 mode the signal inputs to these channels become the trigger source. In the ADD mode the

sum (or difference if CH2 is inverted) becomes the trigger source. The ALT mode is particularly convenient since each channel input then becomes its own trigger source.

The scope uses a large (150mm rectangular) high intensity crt which ensures a bright display and high resolution, while having the added advantage of eliminating parallax errors. Other features include a convenient X-Y display for measuring phase differences and a Z input for intensity modulation.

The CS1021 costs £319 plus VAT, and is supplied in a compact package weighing 8.4 kg with dimensions of 260 x 160 x 400 mm. A padded carrying case is available as an optional extra.

Contact: Thurlby Electronics Ltd., New Road, St. Ives, Huntingdon, Cambs. PE17 4BG. Tel: 0480 63570.

## Scoping at 60MHz

Very much for professional technicians, the new HM604 scope from Instrumex features a dual-channel measurement amplifier to ensure faithful waveform transfer characteristics, and an analogue output for connecting multimeters or counters. Using Y-axis magnification of x5, the instrument is able to display signals as low as 0.5mV.

A delay line has been included for observing the leading edge of a signal, together with a calibrated sweep delay mode allowing waveform sections to be magnified 1,000 times.

An after-delay trigger has been provided which ensures that displays are stable and measurements of pulse trains, or asynchronous signal sections and bursts, are jitter free. To further enhance display quality, an

active tv-sync-separator has been included for video frame and line frequencies.

Included with the scope are two switchable probes a trimming tool for the probes and dc balance, and a line cord.

Contact: Instrumex Ltd, Dorcan House, Meadfield Road, Langley, Berks. SL3 8AL. Tel: 0753 44878.





## Multirooming Revox

Have you ever dreamed of Revox quality in every room? Dreams can now become reality for Revox have produced the first true off-the-shelf multi-room hi fi system.

Based on either the B285 receiver or the B250/260 amplifier and tuner the system maintains the normal high controllability of all Revox products, with up to three sets of speakers (two passive and one active), connected directly to the amplifier. Each successive room in the building – as many as required – is also allowed access to the main Revox system. The simple addition of a B209 room controller per room, amplification and speakers (esoteric or mundane, according to choice) will allow local control of volume tone and balance, while still permitting selection of choice ie, cassette, cd, tuner etc, in the main system. This source may be the same or *different* to the source being listened to in the main room.

Also imminently expected is the introduction of the B200 controller/timer which will allow full switching of video sound and pictures throughout the home.

All products, plus cables, connectors and advice are available from: F.W.O. Bauch Ltd., 49 Theobald Street, Boreham Wood, Hertfordshire WD6 4RZ. Tel: 01-953 0091.

## Wakey tele-talky

Offering a good incentive not to oversleep, Goodmans have expanded their Quadro range of radio/television with the introduction of the Quadro 903 to which they have added a full alarm feature and led clock.

This new tv/radio/clock/alarm features a 4½ inch black and white tv, mw/fm radio with snooze sleep controls, plus battery back up to ensure the

clock keeps time in the event of a power failure. Supplied with a 12 volt car battery lead, it's ideal for those in pursuit of the outdoors, on land or at sea.

For a retail price of around only £79.99, you can have the choice of waking up to tv, radio or buzzer.

The Quadro 903 is available from all Goodmans' stockists, or in case of difficulty:

Contact: Goodmans, 2 Marples Way, Kingscroft Centre, Havant, Hampshire PO9 1JS. Tel: 0705 486344.



## Miniature IR CCTV

A new, miniature, infrared cctv camera from Electro-physics is ideal for the inspection and study of semiconductor wafer defects, photographic darkroom monitoring, night surveillance and the detection of ir-emitting lasers etc. Features include a high sensitivity of down to 0.01 lux, and small physical size of only 8.59 x 3.94 x 2.7 inches. It weighs just 1.8kg.

The unit has a high resolution of 600 tv lines and provides a standard 1V peak-to-peak (75Ω) video signal that can be fed, via ordinary tv coaxial cable, to any 625-line monitor. The camera is fitted with a 25mm f1.4-f16 C-mount lens as standard but a range of close-up lenses is also available.

Other accessories include high-speed objective lenses, ir filters, and microscope adaptors etc.

Contact: Lambda Photometrics Ltd., Lambda House, Batford Mill, Harpenden, Herts AL5 5BA. Tel: 044 284 2450.



## COUNTDOWN

If you are organising any event to do with electronics, big or small, drop us a line – we shall be glad to include it here. Please note: Some events listed here may be trade or restricted category only. Also, we cannot guarantee information accuracy, so check details with the organisers before setting out.

Nov 8–12. Electronics 88, Munich. World's largest trade fair for electronic components and assemblies. 01-948 5166.

Nov 29–Dec 1. DMC-PC. Drives, motors, programmable controllers etc. National Exhibition Centre, Birmingham. 0799 26699.

Dec 11. Satro Annual Computer and Technology Show. Music Hall, Aberdeen. 0224 273161. Satro, the Science and Technology Regional Organisation is a non-profit making organisation dedicated to supporting and enhancing science and technology education. Profits from the show will be devoted to developing computer and electronics clubs. We hope it will be well supported.

1989

Apr 5–6. Laboratory Science and Technology Show, Kelsey Kerridge, Cambridge. 0799 26699.

Apr 25–27. British Electronics Week. Olympia. 0799 26699.



## UV PCB maker

Printing your own pcbs is simple with Mega's newly-developed low-cost ultraviolet exposure unit.

Moreover, it's a double-sided unit and has a working area of 51.5 x 37.0 cm onto which the sandwich of repro material, film and artwork is secured in positive contact by means of a powerful vacuum. Produced in a 'suitcase' design, the unit incorporates six 20W ultra-violet tubes in both the lid and base. Those in the base are set behind a strong perspex screen, which represents the working area, while the lid contains a flexible film mounted on a rubber gasket to ensure a positive vacuum.

Controls for the exposure unit include a 7.5 minute solid-state timer, which does not need to be reset between exposures, and a switch to isolate the base tubes

when only single-sided work is undertaken.

At its price level, Mega claim that the unit represents cost savings of around 50%, by comparison with others currently available.


Contact: Mega Electronics Ltd., The Grip Industrial Estate, Linton, Cambs. CB1 6NR. Tel: 0223 893900.

## Down time

There's a new lower cost led interval timer and clock that will help all concerned to "keep track of time", thereby avoiding costly encounters of the disaster kind.

Whether keeping appointments, timing meetings or catching that train or plane, Maplin's "Up-Down Timer Clock" should keep you on schedule.

At only £7.95 including VAT, and is available from Maplin by direct mail or from their nationwide shops.



## Blank Ammo

The anti-copy battle rages on – the IFPI secretariat (international federation of phonogram and videogram producers) has issued another statement:

The House of Lords has delivered further ammunition in the record industry's battle for a levy on blank tape and recording hardware by severely criticising the ineffective laws which presently cover the home taping of records and tapes. In a message, which will carry strong reverberations for the Copyright, Designs and Patents Bill currently before the Commons, Lord Templeman said millions of breaches of the law were committed every year by those taping copyright recordings without permission or remuneration to copyright owners. He went on to pronounce that a law which is treated with such contempt should be amended.

Lord Templeman's remarks were included in the judgment of the House of Lords in an appeal concerning the marketing and advertising of double-speed twin tape recorders by Amstrad Consumer Electronics and Dixon the retailers. Although the Law Lords regretted that they were unable to allow the appeal under the law as it stands, they acknowledged the infuriating position that record producers were placed in under the present law and referred to levies on recording equipment and on blank tapes as being possible solutions to the problem.

The judgment must be seen as a clear message to the United

Kingdom Trade and Industry Minister Kenneth Clarke to introduce a levy on blank tape and recording equipment.



Although a feature of the Government's April 1986 White Paper, the levy has since been scrapped in a complete reversal of documented government policy. The inability of the Law Lords to uphold the BPI's case is a direct result of the inadequacy of current Copyright Law to deal with the developments of new technology. It is to be hoped that the Government will take note of Lord Templeman's statement that:

Parliament could place

limitations on the manufacture or sale of certain types of tape recorders and could prescribe notices and warnings to be included in advertisements.

BPI's and other companies' decision to initiate this appeal will have served a useful purpose in providing the Government with a timely reminder of the grievances of record producers. The record industry wholeheartedly concurs with the Law Lords that home taping cannot be prevented and is widely practised; the only solution is new legislation incorporating a levy on blank tape and recording equipment.

Further to my Editorial comments in the July '88 issue, in which I also stated that I did not condone home copying, some readers have made what appear to be valid comments.

The gist of the comments is that when a recording is purchased the readers wish to be able to play it not only on in-house hifi equipment, but also on cassette equipment. Since the readers are not prepared to purchase the same music in all its forms, cd, lp, tape etc., the only alternative is to copy from a disc original onto cassette tape for use in cars and on personal stereos.

Ed.

## Thatching Teleview

A recent ceremony in Singapore marked the joint r & d achievement between Singapore Telecom and GEC-Marconi in the development of Teleview, the world's most

advanced photo-videtex system. Mrs Thatcher took part in a joint demonstration of the Teleview System to civic leaders and ceremony guests, and spoke on behalf of Britain's participation.

Television will be the world's

first hybrid Videotex system, harnessing both telephone and tv broadcasting technology.

An electronic information system designed for easy use by any telephone subscriber, it offers two-way, fully-interactive information retrieval. The system selects information pages from a host of computers and displays them on specially adapted television sets connected to home telephone line. To use the service, the user first calls the Teleview computer, using a keypad. He then keys in his selection and the requested information is encoded and "returned" via the television channel. The adaptor picks up the information from the tv antenna, decodes the information and displays it on the television set.

A field trial involving 450 business participants will begin shortly and residential trials will take place in 1989.


## LCD Tai-in

There was a time when the cost of producing goods in Japan gave the Japanese a favourable market edge over manufacturers of similar products in other countries.

Now the strong Yen and the high cost of Japanese living is affecting at least one major manufacturer. Hitachi have announced that they are transferring production of their smaller lcd modules to a highly automated plant in Taiwan.

Although the lcd market has long been dominated by the Japanese, offshore manufacturers with low operating costs have been able to attack the low end of the market through aggressive pricing. Hitachi's move is intended to strengthen their position in the cost-sensitive market while maintaining their traditional commitment to quality. Ed.





**Micro ledging**

A new compact 57mm x 87mm unit simplifies the implementation of led displays on any microprocessor system. Only three outputs are required to control the display and just a +5V power supply is needed to drive the unit.

With 34 output ports available the unit is ttl compatible, and features four 7-segment 0.43 inch red led displays which are positioned to fit a standard bezel. The MM5450 display driver is utilised, featuring internal data latches, which relieves the host system from display memory and control duties.

Serial data transfer from data source to the unit is accomplished with two signals; serial data and clock, a data enable signal can also be used for multi-mode applications. Data is input to the unit in a serial form with a leading start bit followed by the serial data bits. The display is up-dated on the 36th clock pulse.

The unit can also be used as a general purpose output port, giving 34 output ports, which is extremely useful if your existing hardware system is running short of available output ports for your particular application.

For more details contact: J.P. Designs, The Old School, Prickwillow, Ely, Cambridgeshire CB7 4UN. Tel: 035 388 325.

**CHIP COUNT!**

*This month's list of new component details received.*

**2322-640-6** series of ntc thermistors achieve closer tolerances and better stability than their predecessors. (PL)

**CQY90A.** High intensity infrared emitting GaAs diode for remote control and similar applications with 21mW radiant power – double that of its nearest counterpart. (PL)

**IMS T800-G25S.** 25MHz floating point transputer delivering a sustained performance of 2.9MFlops (millions of floating point operations per sec) when handling 32-bit calculations. A 30MHz version is planned for 1989. (IN)

**LBG402, LBG403** series. Supertwist and double-supertwist lcds developed to produce high contrast displays with wide viewing angles at high multiplex ratios, and having 640 x 200 pixels each. (PL)

**MC 68030.** With a 33MHz clock speed this chip becomes the fastest general purpose 32-bit microprocessor on the market. (MT)

**More information can be obtained from:**

(IN) Inmos, 1000 Aztec West, Almondsbury, Bristol, BS12 4SQ, 0454 616616. (MT) Motorola Computer Systems, 27 Market Street, Maidenhead, Berks. SL6 8AE. 0628 39121. (PL) Philips Components, Mullard House, Torrington Place, London, WC1E 7HD, 01-580 6633. Also, **Mitsubishi** have announced from Japan that they have developed a single multi-function rom combining a 256Kbit one-time programmable rom (otprom) and a 16Kbit sram, but they have not told us the type number or distribution details.

**TOP QUALITY  
INEXPENSIVE  
ELECTRONIC COMPONENTS  
and TOOLS**

**TO OBTAIN OUR LATEST CATALOGUE  
SEND SAE AND £2.50 to:  
P.O. BOX 10, ST. ANNES ON SEA,  
LANCS, FY8 1SA**



**ELECTRONICS SUCCESS LTD**

**PROGRAM NOW**

THE ADVANCED PROGRAMMERS' JOURNAL

The one tool every programmer should have!

Available from all good newsagents or direct from Program Now, 193 Uxbridge Road, London W12 9RA  
Price £1-25

From Intra Press, publishers of Practical Electronics

12 Elder Way  
Langley Business Park  
Slough  
Berkshire  
SL3 6EP  
Telephone: 0753 49502.  
Fax: 0753 43812. Telex: 848132



**DISTRIBUTORS OF ELECTRONIC COMPONENTS**

BONEX IS PLEASED TO ANNOUNCE  
THAT THEIR 1989 COMPONENTS CATALOGUE  
IS NOW AVAILABLE

THE FOLLOWING PRODUCTS ARE AVAILABLE FROM BONEX

- ★ I.F. TRANSFORMERS
- ★ FIXED INDUCTORS
- ★ AXIAL INDUCTORS
- ★ CHIP INDUCTORS
- ★ HIGH-POWER INDUCTORS
- ★ MOULDED COILS
- ★ VARIABLE COILS
- ★ QUADRATURE COILS
- ★ CERAMIC FILTERS
- ★ CRYSTAL FILTERS
- ★ HELICAL FILTERS
- ★ LINEAR FILTERS
- ★ PILOT TONE FILTERS
- ★ U.H.F. FILTERS
- ★ TORIODAL RINGS
- ★ FERRITE CORES/BEADS
- ★ QUARTZ CRYSTALS
- ★ SIGNAL DIODES
- ★ VARICAP DIODES
- ★ ZENER DIODES
- ★ DOUBLE BALANCED MIXERS
- ★ NI-CADS, CABLES
- ★ SILVER/ENAMELLED WIRES
- ★ FULL RANGE OF CAPACITORS
- ★ VARIABLE R.F. TRIMMERS
- ★ FULL RANGE OF CONNECTORS
- ★ BNC/PL259/TNC/F/ADAPTERS
- ★ HARDWARE, BOXES, HEATSINKS
- ★ CMOS, TTL, LINEAR I.C.s
- ★ VOLTAGE REGULATORS
- ★ SMALL SIGNAL TRANSISTORS
- ★ AUDIO/POWER TRANSISTORS
- ★ R.F. L. POWER TRANSISTORS
- ★ R.F. H. POWER TRANSISTORS
- ★ FIELD EFFECT TRANSISTORS
- ★ GAS F.E.T.s
- ★ VMOS, MOSFETS, DARLINGTONS
- ★ SWITCHES, TEST EQUIPMENT
- ★ EXPO DRILLS, ANTEX IRONS
- ★ TOOLS, CUTTERS, REAMERS
- ★ DRAKE TRANSFORMERS
- ★ VERO BOARD, BREAD BOARDS

Please send £1.50 to cover price of catalogue and postage.


# NETTING CELLNET

By Barry Fox

Winner of the 1987 UK Technology Press Award

## WE'RE NOT IN, EVEN WHEN YOU'RE OUT

*Cellular radio – cellphones – were the hope of the UK consumer electronics industry, but who will answer the call?*



Shock waves ran through government circles recently when an official report concluded what was already obvious to anyone who has seen how Japanese electronics firms have decimated the UK industry.

There is pitifully little left to Britain's consumer electronics empire. Although a specialist hi fi industry still flourishes, all mass-produced audio equipment is imported from the Far East. All the major tv production factories in Britain are now owned by foreign companies, mostly Japanese. Britain never has had a native video industry, and the few video recorders made here are assembled from kits of foreign parts.

The shining white hope was cellular radio. In June 1982 the UK Government announced that there would be two compatible but competing networks.

In December the Department of Trade and Industry chose a consortium of British Telecom and Securicor, and a consortium of Racal and US company Millicom (whose share was later bought out by Racal). John Butcher, Parliamentary Under-Secretary of State for Industry, told Parliament that Racal had been chosen because the company estimated that 2000 people would be employed in cellphone manufacture in Britain by 1989, with a total of 6000 manufacturing jobs in Britain by 1989 when export potential was taken into account. BT-Securicor, said Butcher, could be expected to produce a similar number of jobs – making a total of around 10000.

"Racal have given categorical assurances that the hardware of the system they would prefer to install will be manufactured in this country", said Butcher.

In February 1983 Kenneth Baker MP, then Minister for Information Technology, announced that the chosen technology was TACS (Total Access Communication System). This was derived from the AMPS (Advanced Mobile Phone System) developed by Bell Labs in the US. Baker told the House of Commons that the decision had been taken "with world markets in mind" and "could create up to 12000 new job opportunities in the UK by 1990".

The two rival services went on air in January 1985 and there are now around 350,000 subscribers, split 50/50 between the two systems. Cellnet estimates that the total UK market will be 1.5 million by 1991. Already Cellnet has bought 17 computer-controlled nerve centre "switches" and 400 base station transmitters all from Motorola in the US. Racal has bought five switches from Ericsson in Sweden and 355 transmitters, most from Ericsson but a few made under licence by Orbitel, a Racal-Plessey joint venture.

Only two firms manufacture cellphones in the UK, Excell and Clearstone. Racal's plans to manufacture at Seaton in Devon fizzled out. Motorola assembles some of its models in the UK. Japanese firms will soon start to assemble in the UK, but only under pressure from the EC.

Racal employs 450 people to run its Vodaphone network. Orbitel employs 250.

Although, as the DTI predicted, 10,000 jobs may have been created, most are in a service industry riding on foreign technology.

When I was preparing this piece I

phoned Racal to check that my facts on the Vodaphone service were up to date. Racal's switchboard was out of action for the day. When I got through, the Racal press office admitted that I was one of many journalists who no longer received press releases because they had "changed computers, lost a lot of names and addresses in the process and had to rely on people phoning in to complain".

I then phoned Cellnet. It was mid-day Friday.

Sorry, said Cellnet's press and publicity office, there's no one who can help – they are all out on a rally. Try again Monday.

I left angry messages and finally got what I wanted from Cellnet's helpful boss, Colin Davis.

It wasn't until afterwards that I stopped to think.

Surely the whole point of cellular radio is that it lets people stay in touch even when they are out of the office?

The next white hope is CT2, the second generation cordless telephone which can be used like a budget cellphone. But a confusion of different standards looks likely to make the launch later this year a damp squib – or complete disaster. Either the launch will be cancelled, losing British manufacturers their lead over foreign competitors, or the public will be offered several incompatible systems which later have to be withdrawn from the market and replaced by units operating on a different standard.

"It's a pig's ear", admits one senior BT official. Next month I'll tell you why.

PE

## BRAIN EMULATION

Through a newly established Neural Network Clearinghouse, Battelle is tracking a new compute technology that sets out to emulate the workings of the human brain.

The clearinghouse tracks the developments of researchers and companies working on neural network computers, machines that are being designed to function in a manner similar to neurons and their synapses.

In this new breed of computers, cir-

cuits are modeled after the brain's connections to allow them to recognize images something conventional computers cannot do. Consequently, neural networks are expected to outperform conventional computers in tasks requiring processing of incomplete, unpredictable, and often inconsistent data such as speech processing, pattern recognition, and adaptive control.

Also, neural network computers will operate with lightning speed through the use of massive parallelism. This will give neural networks a high degree of fault

tolerance the ability to recover gracefully from processor failure associative recall the ability to retrieve information instantaneously based on content and graceful degradation the ability to guess if there is no exact match for the requested information.

So far, neural network computers are still in an embryonic state, says Battelle's Dr. Klaus Obermeier. However, some experts predict they will claim half of the expected \$600 billion robotics and computer market by the year 2000.

ED



**Editor:**

John Becker

**Sub-Editor:**

Helen Armstrong

**Technical Illustrator:**

Derek Gooding

**Advertisement Sales:**

Sarah Holtham

**Business Manager:**

Mary-Ann Hubers

**Circulation:**

David Hewett

**Publisher:**

Angelo Zgorelec

**Editorial and Advertising Address:**

Practical Electronics,  
Intra House, 193 Uxbridge Road,  
London W12 9RA  
Tel: 01-743 8888  
Telecom Gold: 87: SQQ567  
Fax: 01-743 3062

**Advertisements**

All correspondence relating to advertisements, including classified ads, should be addressed to: **The advertisement department, Practical Electronics, at the above address and telephone number.**

**Readers' Enquiries**

All editorial correspondence should be addressed to the editor and any letters requiring a reply should be accompanied by a stamped addressed envelope, or equivalent payment. *We regret that lengthy technical enquiries cannot be answered over the phone.*

**Subscription Address:**

Practical Electronics, Subscription Dept., P.O. Box 500, Leicester LE99 0AA

**Annual Subscription Rates:**

U.K. £15.00 Overseas £18.00  
Students: Deduct £1 and quote student number.

**Cover Illustration:**

Paul Doherty.

© Intra Press 1988. Copyright in all drawings, photographs and articles published in PRACTICAL ELECTRONICS is fully protected, and reproduction or imitations in whole or part are expressly forbidden. All reasonable precautions are taken by PRACTICAL ELECTRONICS to ensure that the advice and data given to readers is reliable. We cannot, however, guarantee it, and we cannot accept legal responsibility for it. Prices quoted are those current as we go to press. All material is accepted for publication on the express understanding that the contributor has the authority to permit us to do so.

# PIN-OUT PIN-UPS



Last month, in part one of the oscilloscope project I commented that the serious amateur electronics enthusiast should have two main items of equipment in the workshop, a meter and a scope. There are many more items that help to make designing, testing and repairing a simpler task, such things as power supplies, signal generators, amplifiers and the like. That's on the hardware side - what about the software side, the sources of information?

For all the sophistication of elegant test gear, none of it can be put to adequate use if you don't have data on the circuits and components of the designs being worked on. Taking a glance at the bookshelves beside me in my workshop as I write these words, I have text books, manuals and reference works that stretch for over 24 feet. That's before I even try to estimate the area covered in the loft by electronics magazines, some of them, PE in particular, dating back for decades. You never know when information, however basic, may suddenly become relevant to the task in hand. However much technology may change as new devices and techniques are introduced, the fundamental principles of many aspects of electronics will never change.

Access to technical data is of vital importance to anyone involved in electronics, whether an old hand at the game, or a raw beginner. Obviously, the cost of acquiring the data can restrict the amount of information stocked in your workroom, and in many instances the selective choice of condensed data will often prove adequate.

It is with this in mind that we present you with a data card this month. As you will have noticed, it consists of pin-outs for most of the cmos 4000 series of chips. Space prevented inclusion of every single ic, but those chosen show the pin functions for chips that are most likely to be used by most constructors. We deliberated for a while on whether to give you a selection of high speed cmos pin-outs instead, but concluded that the versatility of the 4000 series gives it greater appeal to a wider readership. No doubt sometime we shall offer you data on other chips, but cmos 4000 is so well entrenched in the realms of diy electronics that many published projects make use of it in some form or other.

Ideally, of course, more advanced constructors should have the complete data on cmos chips, giving all their parameters from electrical characteristics and truth tables to test waveforms and applications notes. That, though, fills over 500 pages in my Motorola 4000 cmos manual, but in reality, knowledge and intelligent interpretation of the pin-outs will normally provide sufficient information for most constructors.

As a quick glossary of the more common meanings of pin abbreviations, V<sub>dd</sub> and V<sub>ss</sub> are +ve and ground respectively, C = clock, D = data, E = enable, P = program, Q = output, R = reset, S = set, and a bar over a letter indicates inversion. Other meanings occasionally occur, but the chip function will normally clarify the pin's purpose.

I am sure you will find the data useful.

THE EDITOR

## BBC Computer & Econet Referral Centre

<p><b>AMB15 BBC MASTER £346 (a)</b>                  AMC06 Turbo (65C - 02) Expansion Module</p> <p>ADC08 512 Processor £195 (b)                  ADF14 Rom Cartridge £13 (b)                  ADJ22 Ref Manual Part 1 £14 (c)</p> <p><b>BBC MASTER COMPACT</b>                  A free packet of ten 3 1/2 DS discs with each Compact SYSTEM 1 128K Single 640K Drive and bundled software £385 (a)                  SYSTEM 2 System 1 with a 12 Hi Res RGB Monitor £469 (a)                  SYSTEM 3 System 1 with a 14 Med Res RGB Monitor £599 (a)                  Second Drive Kit £99 (c) Extension Cable for ext 5.25 drive £12.50 (d)</p> <p>View 3 0 User Guide £10 (d)                  BBC Dust Cover £4.50 (d)                  ADFS ROM (for B with 1770 DFS &amp; B Plus) £26 (d)                  ACORN Z80 2nd Processors £329 (a)                  MULTIFORM Z80 2nd Processor £289 (b)                  TORCH Z80 2nd Processor ZEP 100 £229 (a)                  TZDP 240 ZEP 100 with Technomatic PD800P dual drive with built-in monitor stand £439 (a)</p>	<p><b>AMB12 BBC MASTER Econet £315 (a)</b>                  £99 (b)</p> <p>ADJ24 Advanced Ref Manual £19.50 (c)                  ADF10 Econet Module £41 (c)                  ADJ23 Ref Manual Part II £14 (c)                  BBC Master Dust Cover £4.75 (d)</p> <p>Viewsheet User Guide £10 (d)                  1770 DFS Upgrade for Model B £43.50 (d)                  1 2 OS ROM £15 (d)                  ACORN 6502 2nd Processor £173 (b)                  ACORN IEEE Interface £269 (a)                  £229 (a)                  £439 (a)</p>
--	--

**META Version III** - The only package available in the micro market that will assemble 27 different processors at the price offered. Supplied on two 16K roms and two discs and fully compatible with all BBC models. Please phone for comprehensive leaflet £145 (b).

We stock the full range of ACORN hardware and firmware and a very wide range of other peripherals for the BBC. For detailed specifications and pricing please send for our leaflet

## PRINTERS & PLOTTERS

<p><b>EPSON</b>                  EPSON LX86 £189 (a)                  Optional Tractor Feed LX80/86 £20 (c)                  Sheet Feeder LX80/86 £49 (c)                  FX800 £319 (a)                  FX1000 £449 (a)                  EX800 £409 (a)                  LQ800 (80 col) £439 (a)                  LQ1000 £589 (a)</p> <p><b>TAXAN</b>                  KP815 (160 cps) £249 (a)                  KP915 (180 cps) £369 (a)</p> <p><b>JUKI</b>                  6100 (Daisy Wheel) £259 (a)</p> <p><b>NATIONAL PANASONIC</b>                  KX P1080 (80 col) £149 (a)</p>	<p>STAR NL10 (Parallel Interface) £209 (a)                  STAR NL10 (Serial Interface) £279 (a)                  STAR Power Type £229 (a)</p> <p><b>BROTHER HR20</b> £329 (a)</p> <p><b>COLOUR PRINTERS</b>                  Dotprint Plus NLO Rom for Epson versions for FX, RX, MX and GLP (BBC only) £28 (d)</p> <p><b>PLOTTERS</b>                  Hitachi 672 £459 (a)                  Graphics Workstation (A3 Plotter) £599 (a)                  Plotmate A4SM £450 (a)</p>
---	--

## PRINTER ACCESSORIES

We hold a wide range of printer attachments (sheet feeders, tractor feeds etc) in stock. Serial, parallel, IEEE and other interfaces also available. Ribbons available for all above plotters. Pens with a variety of tips and colours also available. Please phone for details and prices.  
**Plain Fanfold Paper with extra fine perforation (Clean Edge):**  
 2000 sheets 9.5" x 11" £13(b) 2000 sheets 14.5" x 11" £18.50(b)  
 Labels per 1000s: Single Row 3 1/4" x 1 7/16" £5.25(d) Triple Row 2-7/16" x 1 7/16" £5.00(d)

## MODEMS

All modems carry a full BT approval

**MIRACLE TECHNOLOGY WS Range**

WS4000 V21/23 (Hayes Compatible, Intelligent, Auto Dial/Auto Answer) £149 (b)

WS3000 V21/23 Professional As WS4000 and with BELL standards and battery back up for memory £245 (b)

WS3000 V22 Professional As WS3000 V21/23 but with 1200 baud full duplex £450 (a)

WS3000 V22 bis Professional As V22 and 2400 baud full duplex £595 (a)

WS3022 V22 Professional As WS3000 but with only 1200/1200 £350 (a)

WS3024 V22 Professional As WS3000 but with only 2400/2400 £450 (b)

WS2000 V21/V23 Manual Modem £95 (b)

DATA Cable for WS series/PC or XT £10 (d)

**DATATALK Comms Package**  
 \* If purchased with any of the above modems \* £70 (c)

**PACE Nighthale Modem V21/V23 Manual** £75 (b)  
 (Offer limited to current stocks)

## SOFTY II

This low cost intelligent eeprom programmer can program 2716, 2516, 2532, 2732, and with an adaptor, 2564 and 2764. Displays 512 byte page on TV has a serial and parallel I/O routines. Can be used as an emulator, cassette interface.  
 SoftyII £195.00 (b)  
 Adaptor for 2764/2564 £25.00

**PLEASE TELEPHONE FOR CURRENT PRICES**

## I.D. CONNECTORS

(Speedblock Type)			
No of ways	Header	Receptacle	Edge Conn
10	90p	85p	120p
20	145p	125p	195p
26	175p	150p	240p
34	200p	160p	320p
40	220p	190p	340p
50	235p	200p	390p

## D CONNECTORS

No of Ways			
	9	15	25
<b>MALE:</b>			
Ang Pins	120	180	230
Solder	60	85	125
IDC	175	275	325
<b>FEMALE:</b>			
St Pin	100	140	210
Ang Pins	160	210	275
Solder	90	130	195
IDC	195	325	375
St Hood	90	95	100
Screw	130	150	175
Lock			

## TEXT TOOL ZIF

SOCKETS	24-pin £7.50
	40-pin £12.10

## DISC DRIVES

5.25" Single Drives 40/50 switchable:	
TS400 400K/640K	£114 (b)
PS400 400K/640K with integral mains power supply	£129 (b)
5.25" Dual Drives 40/80 switchable:	
TD800 800K/1280K	£199 (a)
PD800 800K/1280K with integral mains power supply	£229 (a)
PD800P 800K/1280K with integral mains power supply and monitor stand	£249 (a)
3.5" 80T DS Drives:	
TS351 Single 400K/640K	£99 (b)
PS351 Single 400K/640K with integral mains power supply	£119 (b)
TD352 Dual 800K/1280K	£229 (a)
PD352 Dual 800K/1280K with integral mains power supply	£187 (b)
PD853 Combo Dual 5.25"/3.5" drive with p.s.u.	£229 (a)

## 3M FLOPPY DISCS

Industry Standard floppy discs with a lifetime guarantee. Discs in packs of 10

5 1/4" Discs		3 1/2" Discs	
40 T SS DD	£10.00 (d)	40 T DS DD	£12.00 (d)
80 T SS DD	£14.50 (d)	80 T DS DD	£15.50 (d)
		80 T SS DD	£20.00 (d)
		80 T DS DD	£25.00 (d)

## FLOPPICLENE DRIVEHEAD CLEANING KIT

FLOPPICLENE Disc Head Cleaning Kit with 28 disposable cleaning discs ensures continued optimum performance of the drives. 5 1/4" £12.50 (d) 3 1/2" £14.00 (d)

## DRIVE ACCESSORIES

Single Disc Cable £6 (d)	Dual Disc Cable £8.50 (d)
10 Disc Library Case £1.80 (d)	30 x 5 1/2" Disc Storage Box £6 (c)
50 x 5 1/2" Disc Lockable Box £9.00 (c)	100 x 5 1/2" Disc Lockable Box £13 (c)

## MONITORS

<p><b>RGB 14"</b>                  1431 Std Res £179 (a)                  1451 Med Res £225 (a)                  1441 Hi Res £365 (a)</p> <p><b>MICROVITEC 14" RGB/PAL/Audio</b>                  1431AP Std Res £199 (a)                  1451AP Std Res £259 (a)                  All above monitors available in plastic or metal case.</p> <p><b>TAXAN SUPERVISION II</b>                  12" - Hi Res with amber/green options                  IBM compatible £279 (a)                  Taxan Supervision III £319 (a)</p> <p><b>MITSUBISHI</b>                  XC1404 14" Med Res RGB, IBM &amp; BBC compatible £219 (a)</p>	<p><b>MONOCHROME</b>                  TAXAN 12" HI-RES                  KX1201G green screen £90 (a)                  KX1203A amber screen £95 (a)</p> <p><b>PHILIPS 12" HI-RES</b>                  BM7502 green screen £75 (a)                  BM7522 amber screen £79 (a)                  8501 RGB Std Res £139 (a)</p> <p><b>ACCESSORIES</b>                  Microvitec Swivel Base £20 (c)                  Taxan Mono Swivel Base with clock £22 (c)                  Philips Swivel Base £14 (c)                  BBC RGB Cable £5 (d)                  Microvitec £33.50 (d)                  Taxan £5 (d) Monochrome £3.50 (d)                  Touchtec - 501 £239 (b)</p>
---	---

## ERASERS

UV1T Eraser with built-in timer and mains indicator. Built-in safety interlock to avoid accidental exposure to the harmful UV rays.  
 It can handle up to 5 eeproms at a time with an average erasing time of about 20 mins. £59 + £2 p&p.  
 UV1 as above but without the timer £47 + £2 p&p.  
 For Industrial Users, we offer UV140 & UV141 erasers with handling capacity of 14 eeproms. UV141 has a built in timer. Both offer full built in safety features. UV140 £69, UV141 £85, p&p £2.50.

## EXT SERIAL/PARALLEL CONVERTERS

Mains powered converters

Serial to Parallel	£48 (c)
Parallel to Serial	£48 (c)
Bidirectional Converter	£105 (b)

## Serial Test Cable

Serial cable switchable at both ends allowing pin options to be re-routed or linked at either end - making it possible to produce almost any cable configuration on site.  
 Available as M/M or M/F £24.75 (d)

## Serial Mini Patch Box

Allows an easy method to reconfigure pin functions without rewiring the cable assy. Jumpers can be used and reused. £22 (d)

## Serial Mini Test

Monitors RS232C and CCITT V24 Transmissions, indicating status with dual colour LEDs on 7 most significant lines. Connects in Line £22.50 (d)

## CONNECTOR SYSTEMS

### EDGE CONNECTORS

2 x 6-way (commodore)	—	300p
2 x 10 way	150p	—
2 x 12 way (vic 20)	—	350p
2 x 18 way	—	140p
2 x 23 way (ZX81)	175p	220p
2 x 25 way	225p	220p
2 x 28 way (Spectrum)	200p	—
2 x 36 way	250p	—
1 x 43 way	260p	—
2 x 22 way	190p	—
2 x 43 way	395p	—
1 x 77 way	400p	500p
2 x 50 way (S100conn)	600p	—

### EURO CONNECTORS

DIN 41612	Plug	Skt
2 x 32 way St Pin	230p	275p
2 x 32 way Ang Pin	275p	320p
3 x 32 way St Pin	260p	300p
3 x 32 way Ang Pin	375p	400p
IDC Skt A + B	400p	—
IDC Skt A + C	400p	—

For 2 x 32 way please specify spacing (A + B, A + C).

### AMPHENOL CONNECTORS

36 way Plug Centronics (solder) 500p (IDC) 475p  
 36 way Skt Centronics (solder) 550p (IDC) 500p  
 24 way plug IEEE (solder) 475p (IDC) 475p  
 24 way skt IEEE (solder) 500p (IDC) 500p  
 PCB Mtg Skt Ang Pin  
 24 way 700p 36 way 750p

### GENDER CHANGERS

25 way D type	
Male to Male	£10
Male to Female	£10
Female to Female	£10

### RS 232 JUMPERS

(25 way D)	
24" Single end Male	£5.00
24" Single end Female	£5.25
24" Female Female	£10.00
24" Male Male	£9.50
24" Male Female	£9.50

### DIL SWITCHES

4-way	90p	6-way	105p
8-way	120p	10-way	150p

### RIBBON CABLE

10-way	40p	34-way	160p
16-way	60p	40-way	180p
20-way	85p	50-way	200p
26-way	120p	64-way	280p

### DIL HEADERS

14 pin	Solder	IDC
16 pin	40p	100p
16 pin	50p	110p
18 pin	60p	—
20 pin	75p	—
24 pin	100p	150p
28 pin	160p	200p
40 pin	200p	225p

### ATTENTION

All prices in this double page advertisement are subject to change without notice.  
**ALL PRICES EXCLUDE VAT**  
 Please add carriage 50p unless indicated as follows:  
**(a) £8 (b) £2.50 (c) £1.50 (d) £1.00**

**74 SERIES**      **74LS SERIES**      **74ALS SERIES**      **74ALS SERIES**      **4000 SERIES**      **74S SERIES**      **74S SERIES**      **4000 SERIES**      **74S SERIES**      **4000 SERIES**      **74S SERIES**      **4000 SERIES**

7400	0.30	74279	0.90	74LS273	1.25	4076	0.65	74ALS500	0.45	4000	0.20	74S500	0.45	4000	0.20	74S500	0.45	4000	0.20	74S500	0.45	4000	0.20
7401	0.30	74280	1.05	74LS274	0.75	4077	0.25	74ALS501	0.45	4001	0.24	74S501	0.45	4001	0.24	74S501	0.45	4001	0.24	74S501	0.45	4001	0.24
7402	0.30	74281	0.90	74LS275	1.20	4078	0.25	74ALS502	0.45	4002	0.25	74S502	0.45	4002	0.25	74S502	0.45	4002	0.25	74S502	0.45	4002	0.25
7403	0.30	74282	1.80	74LS276	1.40	4079	0.25	74ALS503	0.45	4003	0.25	74S503	0.45	4003	0.25	74S503	0.45	4003	0.25	74S503	0.45	4003	0.25
7404	0.30	74283	2.00	74LS277	1.00	4080	0.65	74ALS504	0.45	4004	0.25	74S504	0.45	4004	0.25	74S504	0.45	4004	0.25	74S504	0.45	4004	0.25
7405	0.30	74284	1.80	74LS278	1.40	4081	0.24	74ALS505	0.45	4005	0.25	74S505	0.45	4005	0.25	74S505	0.45	4005	0.25	74S505	0.45	4005	0.25
7406	0.40	74285	1.80	74LS279	1.40	4082	0.25	74ALS506	0.45	4006	0.25	74S506	0.45	4006	0.25	74S506	0.45	4006	0.25	74S506	0.45	4006	0.25
7407	0.40	74286	0.80	74LS280	1.00	4083	0.25	74ALS507	0.45	4007	0.25	74S507	0.45	4007	0.25	74S507	0.45	4007	0.25	74S507	0.45	4007	0.25
7408	0.30	74287	1.60	74LS281	0.80	4084	0.90	74ALS508	0.45	4008	0.25	74S508	0.45	4008	0.25	74S508	0.45	4008	0.25	74S508	0.45	4008	0.25
7409	0.30	74288	1.10	74LS282	1.20	4085	0.95	74ALS509	0.45	4009	0.45	74S509	0.45	4009	0.45	74S509	0.45	4009	0.45	74S509	0.45	4009	0.45
7410	0.30	74289	1.60	74LS283	2.70	4086	0.75	74ALS510	0.45	4010	0.50	74S510	0.45	4010	0.50	74S510	0.45	4010	0.50	74S510	0.45	4010	0.50
7411	0.30	74290	1.40	74LS284	3.00	4087	0.25	74ALS511	0.45	4011	0.24	74S511	0.45	4011	0.24	74S511	0.45	4011	0.24	74S511	0.45	4011	0.24
7412	0.30	74291	1.10	74LS285	1.40	4088	0.25	74ALS512	0.45	4012	0.25	74S512	0.45	4012	0.25	74S512	0.45	4012	0.25	74S512	0.45	4012	0.25
7413	0.50	74292	1.10	74LS286	1.40	4089	0.25	74ALS513	0.45	4013	0.36	74S513	0.45	4013	0.36	74S513	0.45	4013	0.36	74S513	0.45	4013	0.36
7414	0.70	74293	1.10	74LS287	1.40	4090	0.25	74ALS514	0.45	4014	0.60	74S514	0.45	4014	0.60	74S514	0.45	4014	0.60	74S514	0.45	4014	0.60
7415	0.30	74294	1.10	74LS288	1.40	4091	0.25	74ALS515	0.45	4015	0.15	74S515	0.45	4015	0.15	74S515	0.45	4015	0.15	74S515	0.45	4015	0.15
7416	0.30	74295	1.10	74LS289	1.40	4092	0.25	74ALS516	0.45	4016	0.36	74S516	0.45	4016	0.36	74S516	0.45	4016	0.36	74S516	0.45	4016	0.36
7417	0.30	74296	1.10	74LS290	1.40	4093	0.25	74ALS517	0.45	4017	0.55	74S517	0.45	4017	0.55	74S517	0.45	4017	0.55	74S517	0.45	4017	0.55
7418	0.30	74297	1.10	74LS291	1.40	4094	0.25	74ALS518	0.45	4018	0.60	74S518	0.45	4018	0.60	74S518	0.45	4018	0.60	74S518	0.45	4018	0.60
7419	0.30	74298	1.10	74LS292	1.40	4095	0.25	74ALS519	0.45	4019	0.60	74S519	0.45	4019	0.60	74S519	0.45	4019	0.60	74S519	0.45	4019	0.60
7420	0.30	74299	1.10	74LS293	1.40	4096	0.25	74ALS520	0.45	4020	0.25	74S520	0.45	4020	0.25	74S520	0.45	4020	0.25	74S520	0.45	4020	0.25
7421	0.60	74300	1.10	74LS294	1.40	4097	0.25	74ALS521	0.45	4021	0.25	74S521	0.45	4021	0.25	74S521	0.45	4021	0.25	74S521	0.45	4021	0.25
7422	0.36	74301	1.10	74LS295	1.40	4098	0.25	74ALS522	0.45	4022	0.25	74S522	0.45	4022	0.25	74S522	0.45	4022	0.25	74S522	0.45	4022	0.25
7423	0.36	74302	1.10	74LS296	1.40	4099	0.25	74ALS523	0.45	4023	0.25	74S523	0.45	4023	0.25	74S523	0.45	4023	0.25	74S523	0.45	4023	0.25
7424	0.36	74303	1.10	74LS297	1.40	4100	0.65	74ALS524	0.45	4024	0.25	74S524	0.45	4024	0.25	74S524	0.45	4024	0.25	74S524	0.45	4024	0.25
7425	0.36	74304	1.10	74LS298	1.40	4101	0.65	74ALS525	0.45	4025	0.25	74S525	0.45	4025	0.25	74S525	0.45	4025	0.25	74S525	0.45	4025	0.25
7426	0.36	74305	1.10	74LS299	1.40	4102	0.65	74ALS526	0.45	4026	0.25	74S526	0.45	4026	0.25	74S526	0.45	4026	0.25	74S526	0.45	4026	0.25
7427	0.36	74306	1.10	74LS300	1.40	4103	0.65	74ALS527	0.45	4027	0.25	74S527	0.45	4027	0.25	74S527	0.45	4027	0.25	74S527	0.45	4027	0.25
7428	0.36	74307	1.10	74LS301	1.40	4104	0.65	74ALS528	0.45	4028	0.25	74S528	0.45	4028	0.25	74S528	0.45	4028	0.25	74S528	0.45	4028	0.25
7429	0.36	74308	1.10	74LS302	1.40	4105	0.65	74ALS529	0.45	4029	0.25	74S529	0.45	4029	0.25	74S529	0.45	4029	0.25	74S529	0.45	4029	0.25
7430	0.36	74309	1.10	74LS303	1.40	4106	0.65	74ALS530	0.45	4030	0.25	74S530	0.45	4030	0.25	74S530	0.45	4030	0.25	74S530	0.45	4030	0.25
7431	0.36	74310	1.10	74LS304	1.40	4107	0.65	74ALS531	0.45	4031	0.25	74S531	0.45	4031	0.25	74S531	0.45	4031	0.25	74S531	0.45	4031	0.25
7432	0.36	74311	1.10	74LS305	1.40	4108	0.65	74ALS532	0.45	4032	0.25	74S532	0.45	4032	0.25	74S532	0.45	4032	0.25	74S532	0.45	4032	0.25
7433	0.36	74312	1.10	74LS306	1.40	4109	0.65	74ALS533	0.45	4033	0.25	74S533	0.45	4033	0.25	74S533	0.45	4033	0.25	74S533	0.45	4033	0.25
7434	0.36	74313	1.10	74LS307	1.40	4110	0.65	74ALS534	0.45	4034	0.25	74S534	0.45	4034	0.25	74S534	0.45	4034	0.25	74S534	0.45	4034	0.25
7435	0.36	74314	1.10	74LS308	1.40	4111	0.65	74ALS535	0.45	4035	0.25	74S535	0.45	4035	0.25	74S535	0.45	4035	0.25	74S535	0.45	4035	0.25
7436	0.36	74315	1.10	74LS309	1.40	4112	0.65	74ALS536	0.45	4036	0.25	74S536	0.45	4036	0.25	74S536	0.45	4036	0.25	74S536	0.45	4036	0.25
7437	0.36	74316	1.10	74LS310	1.40	4113	0.65	74ALS537	0.45	4037	0.25	74S537	0.45	4037	0.25	74S537	0.45	4037	0.25	74S537	0.45	4037	0.25
7438	0.36	74317	1.10	74LS311	1.40	4114	0.65	74ALS538	0.45	4038	0.25	74S538	0.45	4038	0.25	74S538	0.45	4038	0.25	74S538	0.45	4038	0.25
7439	0.36	74318	1.10	74LS312	1.40	4115	0.65	74ALS539	0.45	4039	0.25	74S539	0.45	4039	0.25	74S539	0.45	4039	0.25	74S539	0.45	4039	0.25
7440	0.36	74319	1.10	74LS313	1.40	4116	0.65	74ALS540	0.45	4040	0.25	74S540	0.45	4040	0.25	74S540	0.45	4040	0.25	74S540	0.45	4040	0.25
7441	0.36	74320	1.10	74LS314	1.40	4117	0.65	74ALS541	0.45	4041	0.25	74S541	0.45	4041	0.25	74S541	0.45	4041	0.25	74S541	0.45	4041	0.25
7442	0.36	74321	1.10	74LS315	1.40	4118	0.65	74ALS542	0.45	4042	0.25	74S542	0.45	4042	0.25	74S542	0.45	4042	0.25	74S542	0.45	4042	0.25
7443	0.36	74322	1.10	74LS316	1.40	4119	0.65	74ALS543	0.45	4043	0.25	74S543	0.45	4043	0.25	74S543	0.45	4043	0.25	74S543	0.45	4043	0.25
7444	0.36	74323	1.10	74LS317	1.40	4120	0.65	74ALS544	0.45	4044	0.25	74S544	0.45	4044	0.25	74S544	0.45	4044	0.25	74S544	0.45	4044	0.25
7445	0.36	74324	1.10	74LS318	1.40	4121	0.65	74ALS545	0.45	4045	0.25	74S545	0.45	4045	0.25	74S545	0.45	4045	0.25	74S545	0.45	4045	0.25
7446	0.36	74325	1.10	74LS319	1.40	4122	0.65	74ALS546	0.45	4046	0.25	74S546	0.45	4046	0.25	74S546	0.45	4046	0.25	74S546	0.45	4046	0.25
7447	0.36	74326	1.10	74LS320	1.40	4123	0.65	74ALS547	0.45	4047	0.25	74S547	0.45	4047	0.25	74S547	0.45	4047	0.25	74S547	0.45	4047	0.25
7448	0.36	74327	1.10	74LS321	1.40	4124	0.65	74ALS548	0.45	4048	0.25	74S548	0.45	4048	0.25	74S548	0.45	4048	0.25	74S548	0.45	4048	0.25
7449	0.36	74328	1.10	74LS322	1.40	4125	0.65	74ALS549	0.45	4049	0.25	74S549	0.45	4049	0.25	74S549	0.45	4049	0.25	74S549	0.45	4049	0.25
7450	0.36	74329	1.10	74LS323	1.40	4126	0.65	74ALS550	0.45	4050	0.25	74S550	0.45	4050	0.25	74S550	0.45	4050	0.25	74S550	0.45	4050	0.25

**Special offer to PE readers only - 10% off on all TTLs and CMOS**

**Special offer to PE readers only - 10% off on all TTLs and CMOS**

**Special offer to PE readers only - 10% off on all TTLs and CMOS**

**Special offer to PE readers only - 10% off on all TTLs and CMOS**

**Special offer to PE readers only - 10% off**

# PANNING MIXER

BY ROBERT PENFOLD

LET'S HAVE YOU OVER THERE... THERE... AND THERE

*This versatile ten-input mixer design allows for a mix of mono and stereo line-level inputs with panning controls to build a realistic stereo sound field.*

While there has been no shortage of mixer designs for the home constructor in the past, there seems to have been relatively few mixer projects specifically for the electronic music enthusiast. In particular, there appear to have been few previous designs that meet the requirements for operation in modern electronic music systems, where stereo outputs and multiple outputs are quite common. You no longer need to have a large number of instruments in order to need a sizeable mixer. With just a couple of synthesisers you could have eight mono signals and a stereo signal to mix down into a stereo output. Suitable ready-made mixers are available, and are extremely good, but generally have prices of some hundreds of pounds. In fact it would be easy to set up a system where the mixer cost more than the instruments with which it was being used.

This design has two stereo inputs and eight mono inputs. It has been designed with flexibility in mind, and it can easily be wired for any combination of stereo/mono inputs that totals ten inputs (eg, four stereo and six mono inputs). For each stereo input, volume, balance and mute controls are provided. The controls for the mono inputs are much the same, but the balance control is replaced with a pan type. In other words, each mono input can be placed anywhere in the stereo sound stage, from the extreme left to the extreme right. There is also a master volume control. Tone controls have not been included as the overall tone can usually be adjusted on the amplifier, and the tone of individual instruments can be adjusted via their filter controls. The unit is powered from an internal mains power supply. It is housed in an inexpensive 19-inch rack-mount case which enables it to easily fit into a modern electronic music system based on rack-mount sound modules.

A low noise level is obtained by using high quality ultra-low noise operational amplifiers in the mixer stages. However, if noise performance is not a major consideration the circuit will perform reasonably well using lower cost types. The unit is only intended for use with instruments such as synthesisers and samplers which provide an output level



of a few hundred millivolts rms, but it should also work properly with high output guitar pick-ups. For operation with low output guitar pick-ups or microphones a suitable preamplifier would be needed. There is plenty of space available inside the unit for preamplifiers, and the power supply has plenty of excess capacity for add-on circuits.

## MIXING IT

The most fundamental form of mixer is a passive circuit, as shown in Fig.1. The circuit after the "fader" potentiometers must provide two functions, one of which is to minimise any interaction between the two controls. Ideally, adjustment of one control should have no effect on the other channel at all. The second function is to isolate the inputs from one another, so that the signal at one input does not significantly drive the

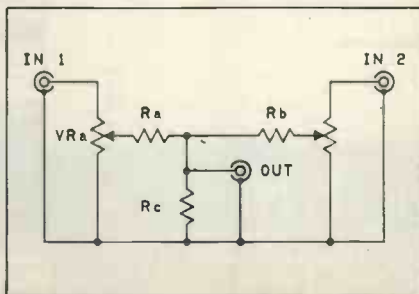


Fig.1 The basic passive mixer circuit.

outputs connected to other inputs. Ideally, there should be total isolation between inputs, but in practice a relatively poor degree of isolation is unlikely to cause any real difficulties.

In this basic passive mixer circuit the series resistors at the outputs of the potentiometers help to minimise any interaction between the two controls and to give some degree of isolation between the two inputs. The resistor across the output further reduces the interaction/isolation problem. The higher the value of the series resistors, and the lower the value of the output resistor, the better the performance of the mixer. However, the better the mixer performs, the greater the losses through the circuit. If these losses are very high, a high gain amplifier will be needed at the output in order to compensate for them, and this would compromise the noise performance of the circuit.

## OPAMP SOLUTION

An opamp provides an ideal solution to the problem in the form of the inverting mode amplifier, Fig.2a. The very high voltage gain of an opamp, plus a negative feedback action, results in the voltage at the inverting input being held at the same voltage as the non-inverting input. This is the earth potential, and what is termed a "virtual earth" is formed at the inverting input.

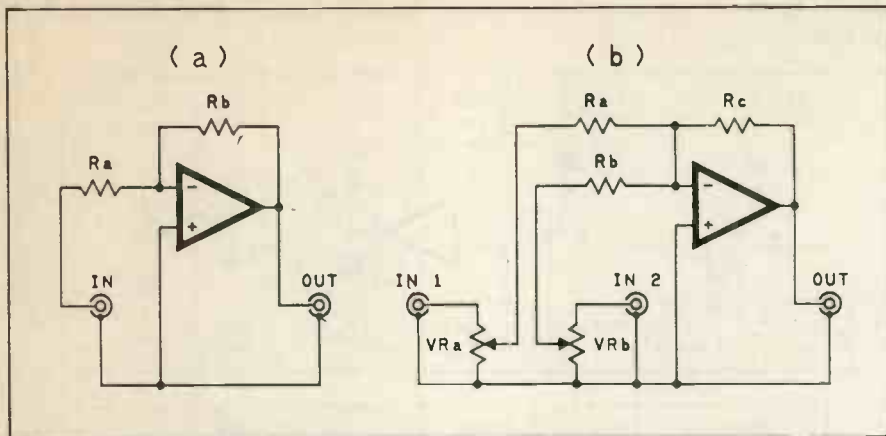


Fig. 2 (A) Basic inverting amplifier, and (B) summing mode mixer circuit.

The way in which the feedback action functions is very simple. Due to its high gain, only a very small voltage difference across the inputs of the opamp is sufficient to send the output fully positive or negative. It goes negative if the inverting (-) input is at the higher potential, or positive if the non-inverting (+) input is at the higher voltage. If the input is left open circuit, the amplifier stabilises with the output and the inverting input held at earth potential. If the signal should drift higher in voltage, the coupling through  $R_b$  results in the inverting input going more positive as well, which sends the output lower in voltage again. Any drift lower in voltage takes the inverting input to a reduced potential, and sends the output higher in voltage.

An input voltage applied to the circuit will result in the two input voltages of the opamp becoming unbalanced, and the negative feedback action will again counteract this and restore the balance of the input voltages.

As a simple example, assume that the input is taken one volt positive, and that  $R_a$  has the same value as  $R_b$ . This signal takes the inverting input positive, and causes the output to go negative. The output will go negative by one volt, as a simple potential divider action then gives zero volts at the inverting input. In fact any input voltage will cause an equal but opposite output voltage to be generated. The circuit acts as a simple unity gain inverting buffer stage. Suppose that  $R_b$  is made ten times higher in value than  $R_a$ . The circuit functions in much the same way as before, but in order to balance the input voltages much larger output voltages must be produced. In fact ten times the output voltage will be needed in order to balance the input voltages by a potential divider action. The mathematics of the inverting mode circuit are beautifully simple. The voltage gain is equal to  $R_b$  divided by  $R_a$ . The input impedance is equal to the value of  $R_a$  (by virtue of the fact is connected between the input and a "virtual earth").

To get an opamp inverting mode circuit to act as a mixer it is merely necessary to add extra input resistors, as in the basic twin input mixer circuit of Fig. 2b.

## SUMMING UP

This is known as a "summing mode" circuit, because the circuit responds to the sum of the input voltages. This is again a matter of a simple potential divider action, with the output voltage assuming a level that will balance the combined input voltages. The input impedances are equal to the values of  $R_a$  and  $R_b$ , and the voltage gains are controlled by the ratios of  $R_a$  to  $R_c$  and  $R_b$  to  $R_c$  (and they do not have to be the same). Operational amplifiers were originally designed for this sort of mathematical operation on dc signals for applications in analogue computing. They work just as well at the relatively low frequencies involved in audio applications, though.

What makes the summing mode configuration so attractive for audio mixing is that the virtual earth at the inverting input provides what (in theory anyway) is total isolation between the two inputs. One "fader" control has absolutely no effect on the other, and a signal fed to one input is totally blocked from the other input. In practice an opamp will not have theoretically perfect performance, and in particular it will not have infinite voltage gain. However, provided the device used is one which has good audio frequency performance, any interaction between faders and feedback from one input to another will be negligible.

In theory, you can have as many inputs as you like. It is just a matter of having an input resistor and "fader" potentiometer for each input you require. In practice, things are far less clear cut. Any mixer circuit being published is usually followed by a few readers' letters asking for information about the maximum number of inputs that can be used with the circuit. (Thanks Robert for anticipating Ed's writer's cramp syndrome! Ed). This is very much a "how long is a piece of string?" type question. The theory ignores the fact that a certain amount of noise is likely to be picked up in the input wiring. Even if this pick-up can be kept down to an acceptable level, there is still the noise of the opamp to be considered.

An often overlooked fact is that the noise output of the device is related to the number of inputs used. Each time an input resistor is added, it effectively shunts any existing input resistor or resistors. In other words, as far as noise performance is concerned, ten 100k input resistors have a combined resistance of 10k and are the same as using one input with a resistance of 10k. The mixer circuit featured here has a voltage gain of about three times, but with ten inputs it has the noise of an amplifier having a gain of thirty. Using ultra low noise opamps and carefully laid-out wiring it should be possible to have twenty to thirty inputs and still obtain satisfactory performance. There is no "hard and fast" upper limit though, and it depends on the amount of noise you are prepared to accept.

## PANNING

A slight complication with a mixer of this type is that some of the input signals are mono, but the output is stereo. There must be some means of mixing these signals into both channels and panning them to the desired position in the stereo sound field. Remember that mixing a mono signal equally into both channels places it at the middle of the sound stage, while mixing it more strongly into one channel than the other offsets it towards the side of the stereo sound field where it is stronger. The greater the imbalance, the greater the apparent offset.

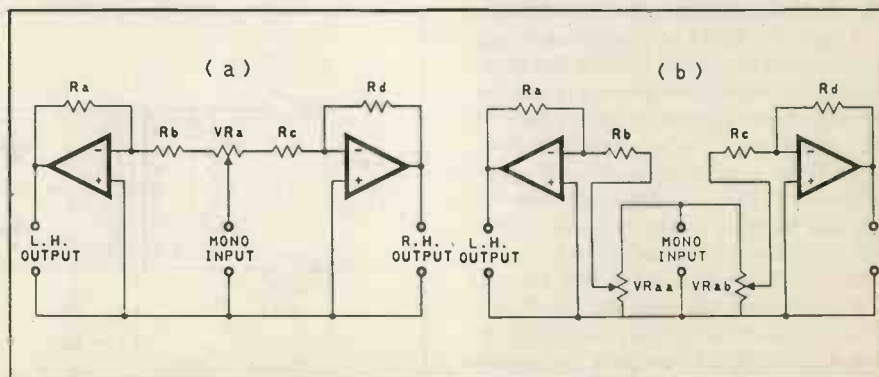


Fig. 3 Two methods of providing panning. (A) is more simple and involves having a variable input resistance. (B) is the one chosen for this project, and uses a dual-gang potentiometer.

# PANNING MIXER

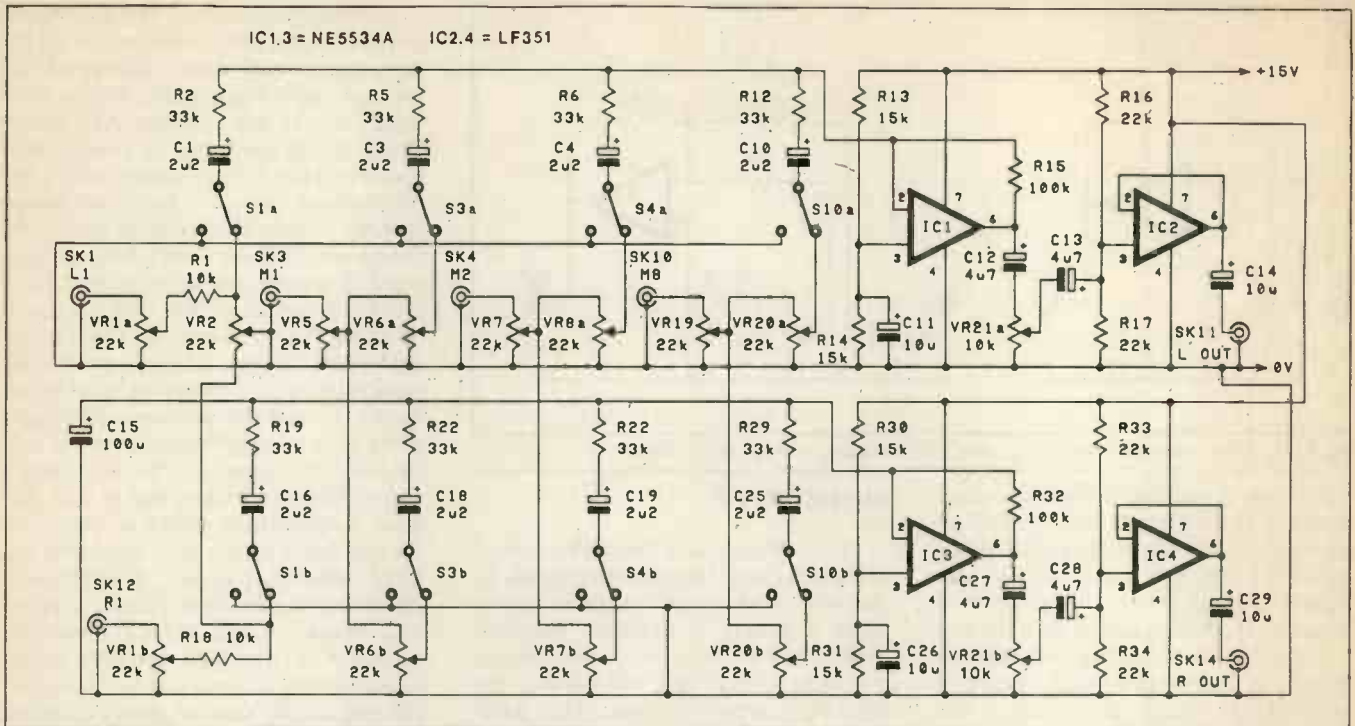


Fig. 4 The main mixer circuit diagram.

Although the sound stage that is produced by this type of mixing is totally artificial, it gives what is usually a very realistic and vivid stereo effect. In fact the most realistic stereo effects I have heard are ones produced in this way!

Two methods of providing the panning are shown in Fig. 3. The method shown in (a) is the more simple, and it involves having a variable input resistance. With VRa at a central position the input resistances of the two mixers are identical, and they have exactly the same voltage gain. The mono input signal therefore appears at the two stereo outputs at equal amplitude, placing it at the centre of the sound stage. Moving VRa off centre makes one input resistance higher in value, while the other is made lower in value. This gives reduced gain in one channel and increased gain in the other stereo channel, moving the signal to one side of the stereo field. Adjusting VRa off-centre in the opposite direction again gives an imbalance in the voltage gains of the two channels, and pans the signal to the other side of the stereo sound field.

A slight drawback of this system is that it cannot set the signal level in one channel at zero, and consequently it can not pan the signal right over to one side of the sound stage. In practice a modest amount of separation is actually quite sufficient to place a signal right over to one side or other of the stereo field, and this circuit can give very good results. However, the system of Fig. 3b is the one that was finally adopted for this mixer design. This is marginally more expensive as it requires a dual gang pan potentiometer, but it allows a signal to be genuinely panned right over to either side of the sound stage.

It is really just twin volume control

style variable attenuators, very much like the "faders" used at the input of the circuit. There is an important difference in that the two sections of the pan control must be connected in anti-phase. Thus, with the control at a central setting, both channels are attenuated by about 6dB, and the signal is placed at the centre of the sound field. Moving the control off-centre reduces the attenuation in one channel but increases the attenuation in the other channel. This gives the desired effect, with the signal being panned over to one side. With the pan control set fully one way or the other the attenuation in one channel is reduced to zero while in the other it becomes infinite. Provided the pan potentiometer is a linear type, adjusting it will only affect the position of the signal in the stereo field, and it will not have any significant effect on the overall level of the signal.

## MIXER CIRCUIT

The main circuit diagram for the mixer is provided in Fig. 4, but the mains power

supply circuit is shown separately in Fig. 5. Note that in Fig. 4 only one stereo input and three mono inputs are shown, but the two stereo input stages are identical, as are the eight mono stages.

The circuit is very much along the lines described previously. The stereo inputs have the fader potentiometers followed by the standard form of balance control, and the mono inputs use the configuration of Fig. 3b. The mixers stages are summing mode types based on IC1 and IC3. In the original circuit I used LF351s for IC1 and IC3, but the noise performance was disappointing. I therefore replaced them with the more expensive NE5534As, and these would seem to justify the extra expensive. They seem to give a reduction in the noise level of around 30dB (ie, a decrease by a factor of about ten). Of course, in some applications a really low noise level might not be needed. This is something that depends on the signal levels the unit will have to handle, and on how much noise there happens to be on the input signals.

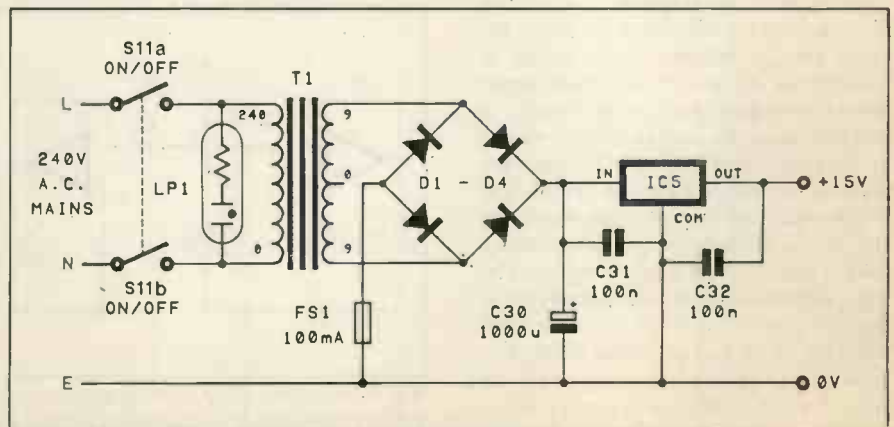


Fig. 5 The mains power supply circuit diagram.

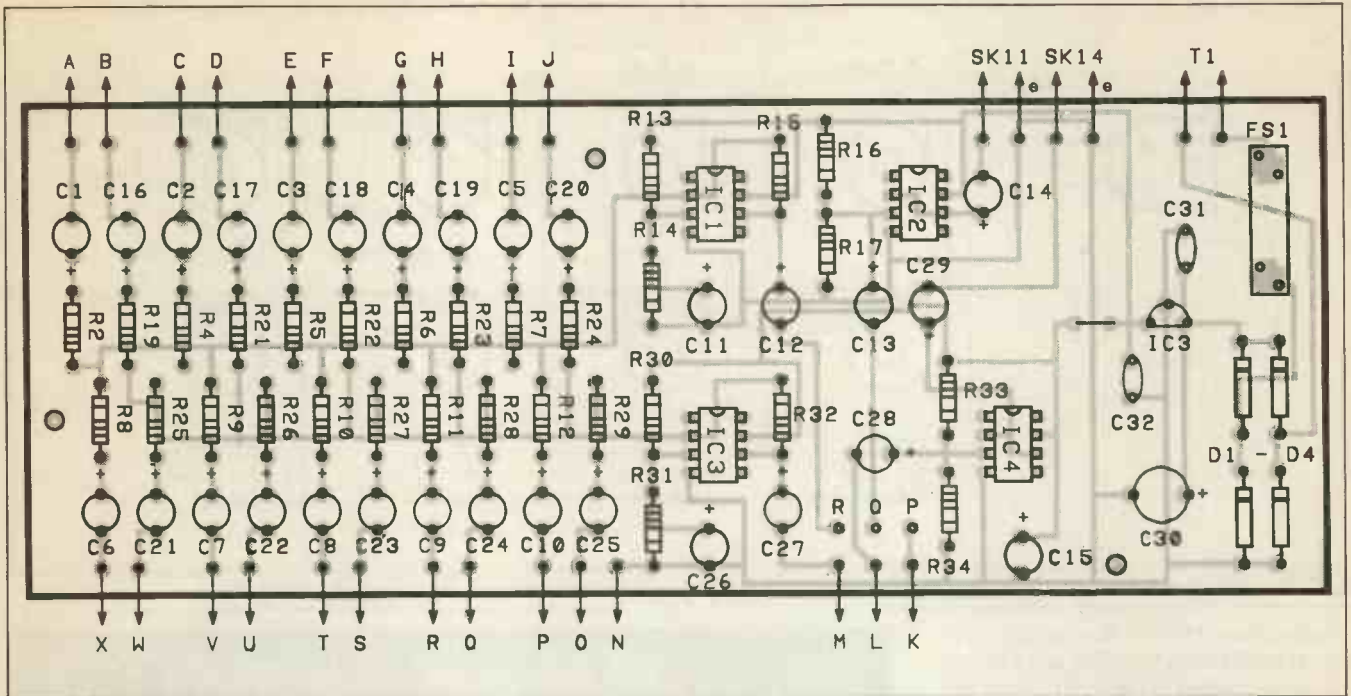


Fig.6 Details of the printed circuit board.

With most modern instruments it is certainly worthwhile using the NE5534s though. The voltage gain of each mixer stage is about 10dB (a little over three times), but losses through the input circuits mean that the overall voltage gain of the circuit (with the gain controls set at maximum) is not much more than unit.

There is a mute switch at each input, and these are useful for cutting out any inputs that are not required. Apart from cutting off any hum or noise from an instrument that is not actually in use, it is also a convenient way of temporarily silencing an instrument (or instruments) when you are sequencing, and wish to concentrate only on certain tracks. With the suggested method of connection any unused inputs are short circuited to earth. This ensures that there is no slight breakthrough of any muted inputs, and that there is no significant stray pick up of mains hum at muted inputs. It also means that switching off unused inputs does not reduce the background "hiss" level at all, but the noise should be insignificant anyway if ultra low noise devices are used for IC1 and IC3.

Each mixer stage is followed by the master gain control potentiometer and a unit voltage gain output stage which gives a low output impedance. The noise performance of the operational amplifiers used in the buffer stages is far less critical than that of those used in the mixer stages. Consequently, devices such as the TL081, LF351, and uA741C are perfectly suitable for use in these stages.

The mains power supply has full-wave bridge rectification followed by a large smoothing capacitor (C30) and a 15 volt monolithic voltage regulator. This gives a very well smoothed output, which is


important in the interest of obtaining a low noise level from the mixer. T1 can be very small 9 - 0 - 9 volt mains transformer having a secondary current rating of about 75 to 100 milliamps. The current consumption of the mixer circuit is only about 10 milliamps or so. Fuse FS1 should be an anti-surge type and not the more usual "quick-blow" variety (which would tend to "blow" at switch-on as C30 charged up).

## CONSTRUCTION

Refer to Fig. 6 for details of the printed circuit board. Building the board is about the most simple aspect of construction. It is largely straightforward, but a few points are worth noting. The fuse is mounted on the board via a pair of 20

millimetre fuse-clips. Use plenty of solder when fitting these, so that they are provided with a physically strong mounting. The integrated circuits are not most types and do not require any special handling precautions. The NE5534A is not a very cheap device though, and I would strongly recommend the use of holders for IC1 and IC3. Do not overlook the single link wire (just to one side of IC5). At this stage only pins are fitted to the board at the points where the connections to off-board components will eventually be made.

An unexpected problem with the prototype was a slight background hum which seemed to be due to a hum loop. To pre-empt this possible problem it is advisable to add a couple of stout insulated leads on the underside of the



Photograph of the pcb in position.

# PANNING MIXER

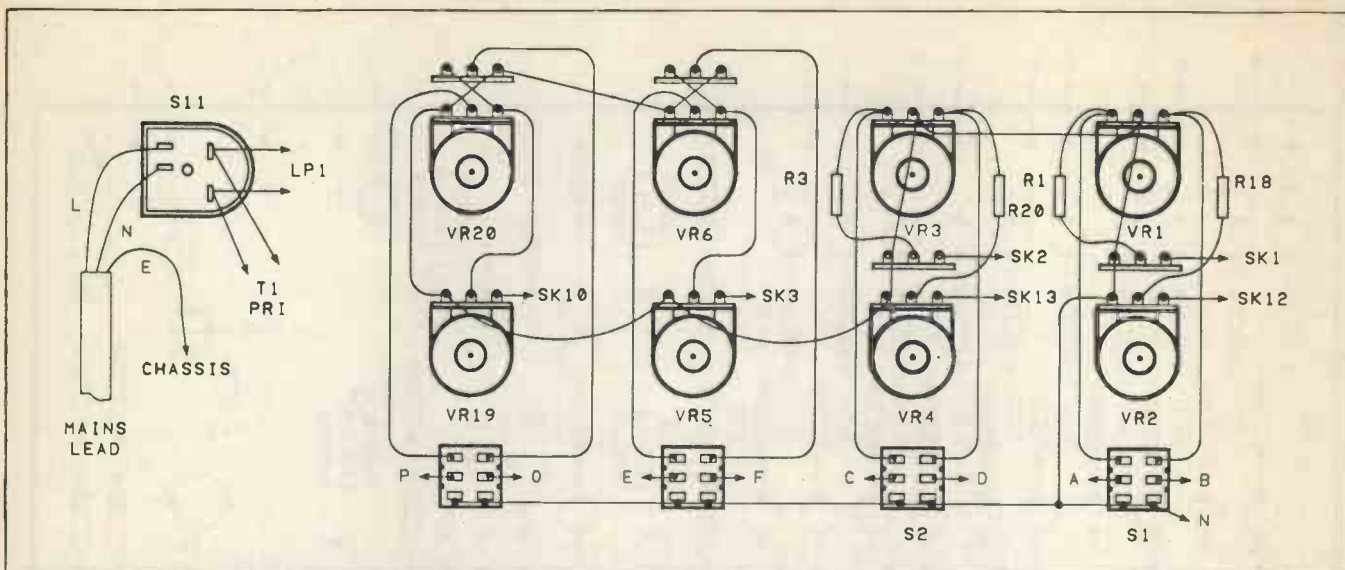



Fig.7 The front panel wiring. Although only two mono channels are shown, the other six are essentially the same.

board. Connect the earth track at or near the take-off points for SK11 and SK14 to the earth track near pin 4 of IC3 and pin 4 of IC4. On the prototype this seemed to totally silence the slight background buzz. If you are not going to use NE5534As for IC1 and IC3 these leads are not really necessary, as the background hiss level will almost certainly be much stronger than any hum.

## ON THE RACK

I needed the unit to fit in with some 19 inch rack-mount instruments, and a 2U size rack-mount case was the obvious choice as the housing for the unit. I used an inexpensive type that is only recommended for light-duty applications, but which seems to be more than adequate for this design. If you use a different case you should choose carefully. It would be very easy to buy a rack-mount case that cost two or three times as much as all the other components in the unit. The circuit board does not merit a case as large as a rack-mount unit, but remember that there are some thirty two controls and a




Photograph of panel and pcb connections layout.

neon indicator to accommodate on the front panel. This necessitates a case with a pretty large front panel. If you require slider type fader controls an even greater front panel area will be needed. In fact a console style case specifically intended for mixer applications or a custom made case would be needed.

I covered the front panel with a brushed aluminium effect veneer to make the unit more photogenic, but the specified case has a mat black panel which matches many electronic instruments quite well. It is a good idea to add legends to the front panel. This is not just a matter of making the unit look pretty – it will be very much easier to use if the controls are clearly labelled.

## CONTROL LOGIC

Sensible placing of the controls is mandatory if the unit is to be usable. The logical placement is with the three controls for each input mounted in a vertical row. Try to have the on/off switch and mains indicator mounted a reasonable distance away from the other controls. This makes it much easier to avoid problems with stray pick up of mains hum. The fourteen input sockets are mounted on the rear panel, and the input sockets should be positioned opposite their front panel controls. Apart from making it easier to get equipment plugged into the right sockets, this also makes wiring up the unit very much easier. I used phono sockets, but with many setups 6.35 millimetre jacks or a mixture of these and phono



Photograph of the mains transformer position and wiring.



sockets might be the most convenient.

The printed circuit board is mounted on the base panel of the case, close to the fader controls. This keeps the input wiring short, which again eases problems with pick up of mains "hum". The usual stand-offs or spacers are needed to hold the connections on the underside of the board well clear of the metal casing. T1 is mounted on the base panel, close to S11 and LP1. A soldertag is fitted on one of its mounting bolts to provide a chassis connection point for the mains earth lead. For safety reasons the case must be properly earthed.

## COMPONENTS

### RESISTORS

R1,3,18,20	10k (4 off)
R2,R4 to R12, R19, R21 to R29	33k (20 off)
R13,14,30,31	15k (4 off)
R16,17,33,34	22k (4 off)
R15,32	100k (2 off)
All ¼ watt 5% carbon film	

### POTENTIOMETERS

VR1,3	22k log dual gang
VR2,4	22k lin
VR5,7,9,11,13, 15,17,19	22k log
VR6,8,10,12, 14,16,18,20	22k log dual gang
VR21	10k log dual gang

### CAPACITORS

C1 to C10, C16 to C25	2µ2 63V radial elect (20 off)
C11,26	220µ 16V radial elect (2 off)
C12,13,27,28	4µ7 63V radial elect (4 off)
C14,29	10µ 25V radial elect (2 off)
C15	100µ 25V radial elect
C16	1000µ 35V radial elect
C17,18	100n ceramic (2 off)

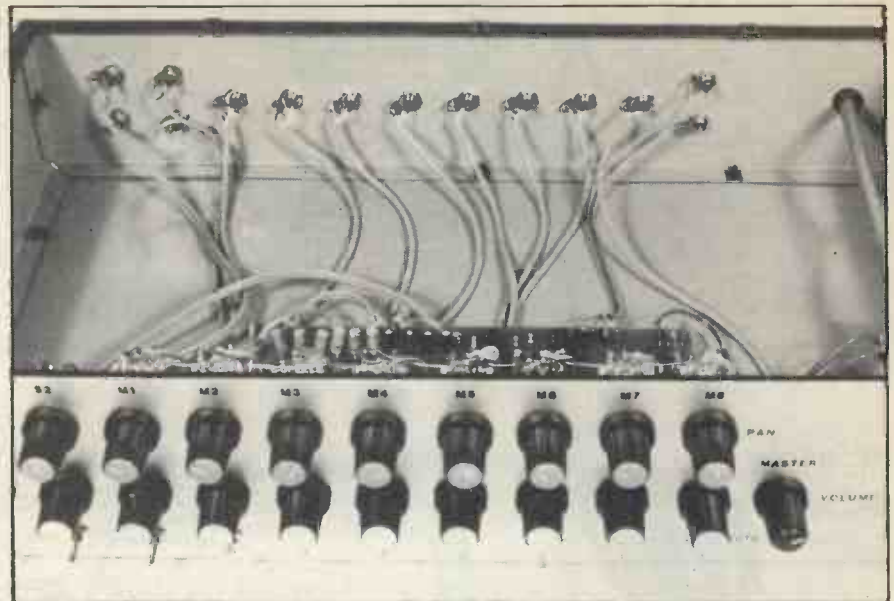
### SEMICONDUCTORS

IC1,3	NE5534A (2 off)
IC1,4	LF351 (2 off)
IC5	µA78L15
DI,2,3,4	1N4002 (4 off)

### MISCELLANEOUS

SK1 to SK14	Phono socket (14 off)
T1	9-0-9V 100mA sec., mains primary
FS1	100mA 20mm anti-surge
S1 to S10	DPDT sub-min toggle (10 off)
S11	Rotary mains
Mains panel neon, Printed circuit board, 2U rack-mount case, 22 control knobs, mains lead and plug, 8 pin dil holder (4 off), wire, screened lead, pins, etc.	

The 2U rack-mount case is available from Rackx Products, PO BOX No. 1402, Mangotsfield, Bristol, BS17 3RY.



Photograph showing connections to rear-mounted sockets.

## WIRING

The wiring is detailed in Fig.7, but the connections for only a few channels are shown. The wiring for each mono channel is essentially the same as the wiring for every other mono channel, and Fig.6 provides all the information you need. This amount of wiring is inevitably going to take quite a long time, but do not be tempted to rush things. Take things in a sensible order. I found it was easiest to put all the earth wiring in first, using 22 swg tinned copper wire and taking care to avoid any short circuits to this wiring. Then the other leads and the two resistors per stereo channel can be added, using insulated connecting wire and pvc sleeving over the leadout wires of the resistors. This can all be done with the front panel removed from the case.


With the front panel refitted, the wiring from the controls to the board and sockets can be added. Where this wiring is reasonably short (say about 100 millimetres or less) it does not need to be screened, but the longer leads (particularly the ones which connect to the input sockets) must be screened. It is worth noting that the printed circuit board has ten identical pairs of inputs, and it does not matter which pair is fed from which set of front panel controls. You can simply use whichever pair of inputs happen to be nearest, but avoid getting the

stereo channels swapped. This would result in some pan/balance controls operating with the opposite sense to some of the others.

## SPLITTING IMAGE

If you require a different mix of mono and stereo inputs, this is easily obtained by using the right sets of potentiometers, resistors, and sockets for the split you require, and then wiring them up in the appropriate manner. Remember that the pairs of inputs on the board are all the same - it is the front panel components and their wiring that determine whether an input is a mono or stereo type. If your requirements may vary from time to time, it is better to have lots of stereo inputs. Driving both inputs from a mono source will give good results, with the balance control acting as a pan control.

To complete the unit the connections from VR21 to the board are added, the output sockets are wired to the board, and the small amount of power supply wiring is completed. There is no connection to the "0V" secondary winding of T1, and this lead should be trimmed short. Some of T1's leads may be too short to reach the tags to which they must be connected. Insulated extension leads must then be used, but use pvc sleeving to cover over the soldered joints. After a final check of the wiring the unit is ready for testing. **PE**



## POWER CONDITIONER

FEATURED IN ETI  
JANUARY 1988

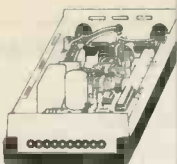
The ultimate mains purifier. Intended mainly for lowering the noise floor and improving the analytical qualities of top-flight audio equipment.

The massive filter section contains thirteen capacitors and two current balanced inductors, together with a bank of six VDRs, to remove every last trace of impulsive and RF interference. A ten LED logarithmic display gives a second by second indication of the amount of interference removed.

Our approved parts set consists of case, PCB, all components (including high permeability toroidal cores, ICs, transistors, class X and Y suppression capacitors, VDRs, etc.) and full instructions.

PARTS SET £28.50 + VAT

Some parts are available separately. Please send SAE for lists, or SAE + £1 for lists, circuit, construction details and further information (free with parts set).



## KNIGHT RAIDER

FEATURED IN ETI JULY 1987

The ultimate in lighting effects for your Lamborghini, Maserati, BMW (or any other car, for that matter). Picture this: eight powerful lights in line along the front and eight along the rear. You flick a switch on the dashboard control box and a point of light moves lazily from left to right leaving a comet's tail behind it. Flip the switch again and the point of light becomes a bar, bouncing backwards and forwards along the row. Press again and try one of the other six patterns. An LED display on the control box lets you see what the main lights are doing.

The Knight Raider can be fitted to any car (it makes an excellent log light) or with low-powered bulbs it can turn any child's pedal car or bicycle into a spectacular 'TV-age toy'.

The parts set consists of box, PCB and components for control, PCB and components for sequence board, and full instructions.

Lamps not included

PARTS SET £19.90 + VAT

## RAINY DAY PROJECTS



All can be built in an afternoon!

JUMPIN' JACK FLASH (ETI March 1988)

Spectacular rock, stage and disco lighting effect

£6.90 - VAT

CREDIT CARD CASINO (ETI March 1987)

The wicked pocket gambling machine

£5.90 - VAT

MAINS CONTROLLER (ETI January 1987)

Isolated logic to mains interface

£6.20 - VAT

MATCHBOX AMPLIFIERS (ETI April 1986)

Listen: 50W of Hi-Fi power from an amp small enough to fit in a matchbox!

£6.50 - VAT

Matchbox Amplifier (20W)

Matchbox Bridge Amplifier

L165V Power Amplifier IC with data and circuits

£8.90 - VAT

TACHO/DWELL METER (ETI January 1987)

Turn your Metro into a Porsche!

£16.40 - VAT

HI-FI POWER METER (ETI May 1987)

Measures Hi-Fi output power up to 100W

£3.90 - VAT

Includes PCB, components, meters

Mono power meter

£3.90 - VAT

Stereo power meter

£7.20 - VAT



FEATURED IN ETI  
AUGUST 1988

There's nothing quite so encouraging as having a quantifiable result to show for your training efforts. If you are not particularly fit, your resting heart rate will be around 80 beats per minute. As you jogging, aerobics or sport strengthens your heart, the rate will drop dramatically - possibly to 50bpm or less. With the S101, you can watch your progress day by day.

Breathing is important too. How efficiently do you take up oxygen? How quickly do you recover from 'oxygen debt' after strenuous activity? The S101 will let you know.

The approved parts set consists of case, 3 printed circuit boards, all components (including 17 ICs, quartz crystal, 75 transistors, resistors, diodes and capacitors), LCD switches, plugs, sockets, electrodes, and full instructions for construction and use.

PARTS SET £33.80 + VAT

Some parts are available separately. Please send SAE for lists, or SAE + £2 for lists, circuits, construction details and wiring plan (free with parts set).



## THE DREAM MACHINE

FEATURED IN ETI  
DECEMBER 1987



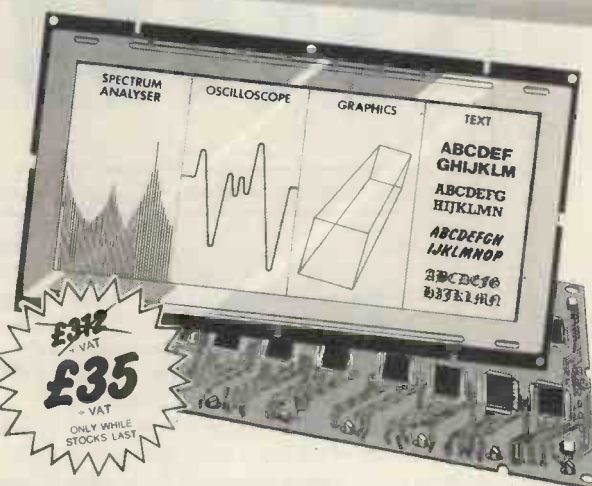
Adjust the controls to suit your mood and let the gentle, relaxing sound drift over you. At first you might hear soft rain, sea surf, or the wind through distant trees. Almost hypnotic, the sound draws you irresistibly into a peaceful, refreshing sleep.

For many, the thought of waking refreshed and alert from perhaps the first truly restful sleep in years is exciting enough in itself. For more adventurous souls there are strange and mysterious dream experiences waiting. Take lucid dreams for instance. Imagine being in control of your dreams and able to change them at will to act out your wishes and fantasies. With the Dream Machine it's easy!

The approved parts set consists of PCB, all components, controls, loudspeaker, knobs, lamp, fuseholders, fuse, mains power supply, prestige case and full instructions.

PARTS SET £16.50 + VAT

AVAILABLE WITHOUT CASE FOR ONLY £11.90 + VAT



£312 - VAT  
£35 - VAT  
ONLY WHILE STOCKS LAST

## GRAPHICS DISPLAY OFFER

These beautiful dot matrix LCDs were originally ordered from Hitachi by a top flight instrumentation manufacturer. Unfortunately their new product - a portable 'scope' - was ditched before they even had a chance to open the cartons!

But it's an ill wind that blows nobody any good. Because of their bad management, you now have the chance to own a high grade graphics display module at a tiny fraction of the normal price. Hitachi distributors will charge £312 each for these displays. From us, while stocks last, the price is £35!

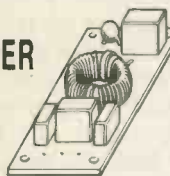
The LM236 display module has a 9 1/2" x 4" display area, made up of 640 x 200 pixels. Since each pixel can be accessed individually, the display is equally at home as a 'scope screen, a spectrum analyser display, a graphics monitor or a text screen.

To help organise the display, mounted on the back is a control board with 20 LSI ICs. This keeps track of all the individual dots and allows the screen to be filled via a simple eight-bit-at-a-time interface.

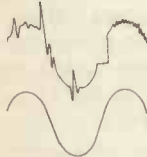
To use the display, you will need to be fairly self-sufficient in logic design - you must know how to organise a frequency divider and serial data transfer. Apart from these basics, the data supplied with the module will tell you all you need to know to get it up and running.

## MAINS CONDITIONER

FEATURED IN ETI  
SEPTEMBER 1986



Cleans up mains pollution easily and effectively. You'll hardly believe the difference in your Hi-Fi, TV, Video, and all other sensitive equipment.



PARTS SET £4.90 + VAT  
RUGGED PLASTIC CASE £1.65 + VAT

## ARMSTRONG 75W AMPLIFIER

FEATURED IN PE  
JULY 1988

A.J. Armstrong's exciting new audio amplifier module is here at last!

Delivering a cool 75W (conservatively rated - you'll get nearer 100W), this MOSFET design embodies the finest minimalist design techniques, resulting in a clean, uncluttered circuit in which every component makes a precisely defined contribution to the overall sound. You can read all about it in the July issue of PE, but why bother with words when your ears will tell you so much more?

Parts set includes top grade PCB and all components.

SPECIAL INTRODUCTORY PRICE FOR FULLY UPGRADED MODULES

SINGLE PARTS SET £14.90 + VAT

STEREO PAIR £25.90 + VAT

Please send SAE + £1 for data and circuits (free with parts set), including diagrams for matching pre-amp and power supply. This amplifier will not be available from your usual audio supplier - we produce the only designer approved parts set.



## BIO-FEEDBACK

FEATURED IN ETI  
DECEMBER 1986

Bio-feedback comes of age with this highly responsive, self-balancing skin response monitor! The powerful circuit has found application in clinical situations as well as on the bio-feedback scene. It will open your eyes to what GSR techniques are really all about. The complete parts set includes case, PCB, all components, leads, electrodes, conductive gel, and full instructions.

PARTS SET £13.95 + VAT

BIO-FEEDBACK BOOK £3.95 (no VAT)

Please note: the book by Stern and Ray is an authorised guide to the potential of bio-feedback techniques. It is not a hobby book, and will only be of interest to intelligent adults.



## POWERFUL AIR IONISERS

Ions, the miraculous vitamins of the air, have been credited with almost magical powers.

They are said to improve concentration, reduce blood pressure, help you sleep better and even to raise you IQ! Although some of the claims may be exaggerated, there's no doubt that ionised air is cleaner, purer and more invigorating than dead air. Anyone who has owned an ioniser would never again want to be without one!

The Direct-Ion caused a sensation when it appeared as a project in ETI. Two years later, in October 1988, the Mistral was unveiled. Which will you go for - the compact, powerful, value for money Direct-Ion or the sophisticated, no compromise Mistral? The choice is yours!

MISTRAL IONISER PARTS SET £24.80 + VAT  
DIRECT-ION PARTS SET (BLACK CASE) £11.50 + VAT  
DIRECT-ION PARTS SET (WHITE CASE) £11.80 + VAT



## LM2917 EXPERIMENTER SET

Consists of LM2917 IC, special printed circuit board and detailed instructions with data and circuits for eight different projects to build. Can be used to experiment with the circuits in the 'Next Great Little IC' feature (ETI, December 1986).

LM2917 EXPERIMENTER SET £5.80 + VAT

## LEDs

Green rectangular LEDs for bar-graph displays.

50 for £3.50 500 for £25

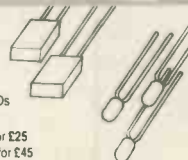
100 for £6 1000 for £45

DIGITAL AND AUDIO EQUIPMENT LEDs

Assorted 3mm LEDs: red, green, yellow and orange.

25 of each (100 LEDs) for £6.80

Prices shown are exclusive of VAT, so please add 15% to the order total. UK postage is 70p on any order. Carnage and insurance for overseas orders £4.50. Please allow up to 14 days for delivery.



## BRAINWAVE MONITOR

FEATURED IN ETI  
AUGUST 1987

The most ambitious project ever to have appeared in an electronics magazine. Similar in principle to a medical EEG machine, this project allows you to hear the characteristic rhythms of your own mind! The alpha, beta and theta forms can be selected for study and the three articles give masses of information on their interpretation and powers.

In conjunction with Dr. Lewis's Alpha Plan, the monitor can be used to overcome shyness, to help you feel confident in stressful situations, and to train you/yourself to excel at things you're no good at.

Our approved parts set contains case, two PCBs, screening can for bio-amplifier, all components (including three PMI precision amplifiers), leads, brass electrodes and full instructions.

PARTS SET £36.90 + VAT ALPHA PLAN BOOK £5.50

SILVER SOLUTION (for plating electrodes) £3.60 + VAT

Parts set available separately. We also have a range of accessories: professional electrodes, boxes, etc. Please send SAE for lists, or SAE + £2 for lists, construction details and further information (free with parts set).



Specialist  
SEMICONDUCTORS  
LIMITED

SALES DEPT., ROOM 108, FOUNDERS HOUSE, SEABROOK, MONMOUTH, GWENT.

# SEMICONDUCTORS

BY ANDREW ARMSTRONG

## PART 12 – TTL AND ECL

*Bipolar logic families are not so widely applicable to the enthusiast as to the professional. They can, however, offer advantages where speed is essential.*

Last month we covered cmos logic. This month we shall look at two bipolar logic families, ttl and ecl. Though both bipolar, these logic families are very different in their operation. TTL is a saturated logic, which means that when its outputs switch one way or the other one transistor or another is switched hard on, and is in saturation. The advantage of this is that the logic level is well defined, but the disadvantage is that there is a significant delay on switching due to charge stored in the base of the output transistor. ECL is a non-saturated logic system, in which 0 and 1 are voltages approximately one volt apart. At either voltage the output stage of the ecl gate is conducting, and is working, effectively, in a linear mode.

First this month, a few words about ttl. TTL is not dead yet, and may not die in the foreseeable future. It hangs on tenaciously for at least three good reasons. First of all, it is cheap because it has been in volume production for a long time. Secondly, it is sturdy and easy to use. The third reason is that, if ttl-like performance in terms of speed etc is required, this can only be provided by ttl itself, or by 74HC or HCT series cmos. The range of HC and HCT cmos does not cover the full range of what is available in ttl, so some designs may require certain ttl gates. It is for this reason that 74HCT is produced, 74HCT and 74LS chips may be mixed freely within a circuit. The main difference is that the 74HCT consumes a lot less power, and costs more.

From the point of view of the amateur constructor, the important characteristic of ttl are that it is cheap and easily obtainable. It has the disadvantage of being unsuitable for most battery powered projects, because it is so power-hungry.

### TTL TYPES

Originally there was just standard ttl. There are now a number of different families, of which probably the most useful is low power Schottky. Table 8 shows the characteristics of a number of the different families. As you can see, low power Schottky is much faster than low power, but only consumes double the

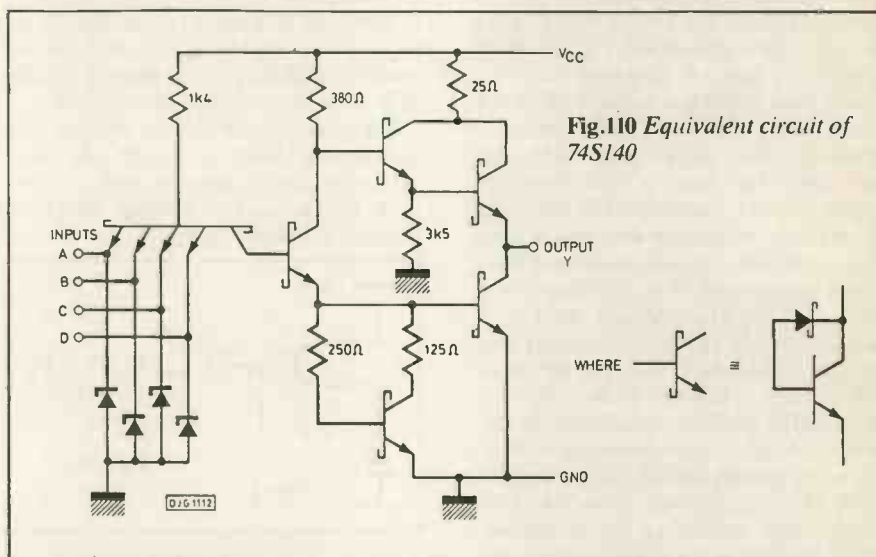


Fig.110 Equivalent circuit of 74S140

power, while standard ttl consumes ten times the power of low power Schottky. Both standard and low power Schottky chips are available from component suppliers, but constructors are strongly advised to stick to LS gates.

As the table shows, LS logic has the lowest speed-power product. This is a measure of how much energy is required for a logic switching operation. Clearly

the smaller the amount of energy, the better. Taking it to extremes, if you had to turn on and off the entire National Grid as a logic switching operation, then no plausible amount of power would provide substantial computing capacity, while if only one electron had to be moved per logic operation, then powerful computers could be run from little solar cells like they use in a calculator.

TABLE 8

SERIES	GATES		FLIP FLOPS	
	Speed/ power product time	Propa- gation delay	Power dissipa- tion	Clock input frequency range
54/74	100pJ	10ns	10mW	dc to 35MHz
54LS/74LS	19pJ	9.5ns	2mW	dc to 45MHz
54L/74L	33pJ	33ns	1mW	dc to 3MHz
54S/74S	57pJ	3ns	19mW	dc to 125MHz
54H/47H	132pJ	6ns	22mW	dc to 50MHz
54/AS	18pJ	1.8ns	10mW	-
54/74ALS	4pJ	4ns	1mW	dc to 50MHz
54/74F	6pJ	2ns	3mW	dc to 100MHz
54/74FACT	-	1ns	1πW	dc to 125MHz

Note: The FACT family is ttl compatible cmos, and is shown for comparison purposes only.

Generally speaking, the fanout capability of LS gates driving LS gates is the same as that of standard gates driving standard gates. LS gates driving standard gates, on the other hand, normally have a fanout of two. For this reason, it is usually advisable to mix families. The limitation on fanout occurs because, in order to switch ttl inputs it is necessary to sink or source current to them while maintaining a certain logic level. The outputs of ttl gates have a limited sink or source capability, while maintaining the specified logic 0 or logic 1 voltages.

Having said earlier that ttl is saturated logic, it is interesting to note that Schottky and low power Schottky are not quite saturated. It is because they are not saturated that they switch much faster per unit power consumed. Fig.110 shows how this is done. A saturated transistor would have much less voltage on its collector than on its base. In this circuit, a Schottky diode bleeds away drive current from the base as the transistor begins to enter saturation. The following figures help to explain why this is so: a typical transistor in saturation may have a base voltage of 0.7V and a collector voltage of 0.1V. The forward drop of a Schottky diode at modest currents may be only around 0.1V, so in Fig.110, what will happen in practice is that the base drive will be cut back to maintain the collector voltage at approximately 0.5V. (I know this doesn't add up, but a transistor not in saturation will need less base drive voltage than one driven into saturation. The base voltage required to hold the transistor not quite in saturation is likely to be nearer to 0.6 volts than to 0.7 volts.)

In the circuit diagram shown, that of a 74S140, individual Schottky diodes are not shown. Because this circuit is all on one chip, it is possible to improve on the situation in which discrete components are used. The Schottky diode is included in the collector diffusion of the Schottky transistors in this type of ic.

## OPERATIONAL REQUIREMENTS

Overloading a logic output may prevent it from delivering the specified 0 and 1 levels, though some samples of gates will tolerate a moderate overload. Equally, some gate inputs will sulk the moment that the logic levels fall out of specification, while many will continue to work with slightly out of spec voltages. For this reason, it is always advisable to calculate the loading on any gate input which is called upon to do much driving, rather than to assume that if the prototype works, then all units will work. It is not unknown for projects to fall foul of this problem, and a minority of readers simply cannot get them to work.

74-series ttl requires a power supply of 5V  $\pm$ 5%. 54-series (military specification) is rated to work over a power sup-

ply variation of  $\pm$ 10%. The power supply should be decoupled at regular intervals on the pcb layout, so that there is never a long length of power supply track with a number of gates connected to it, without at least one decoupling capacitor in the vicinity. TTL switches very fast and draws very sharp spikes of current from the power supply. It is much better for this current to circulate round a short length of track and be supplied by a decoupling capacity rather than to ring around the power supply track to the entire pcb.

Because ttl works faster than cmos, and because it runs on lower supply voltages than 4000-series cmos, it tends to be susceptible to electrical interference. To minimise this effect, tracks should be kept moderately short, and clock signals should not be taken from board to board with great big long wire connections.

There remains little more that I would wish to say about ttl, except that clock generator circuits used in cmos are not used in ttl, and a suitable ttl clock generator is shown in Fig.111.

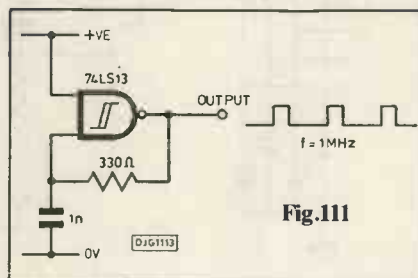


Fig.111

## EMITTER COUPLED LOGIC

Emitter coupled logic is only of limited use to the home constructor. The most likely area of application for ecl would be in high speed dividers for frequency counters. As such, ecl is more likely to interest the radio amateur who is operating on vhf than the general electronics enthusiast. However, I think that a little bit of knowledge of ecl is of interest for its own sake.

Many people consider that designing with ecl is a bit of a black art, but it is not at all difficult once you have learned a few simple rules. The first important point to grasp is that the outputs of emitter coupled logic source current but connect sink it, because ecl chips are not pro-

vided with internal pull-down resistors. In order to make ecl gates work, suitable value pull-down resistors must be connected between gate outputs and the negative power supply.

This brings me to another point about ecl. Conventionally, ecl is powered from 0V and -5.2V, rather than as with ttl, from 0 and +5. This would seem to be an academic difference, but the logic levels in ecl are defined relative to the 0V rail, which is the positive supply, and if there is power supply variation, then the logic switching levels will remain more constant relative to the 0V than to the -5V supply. This aspect of ecl does give rise to some problems when converting logic signals between ecl and ttl or cmos, but special interface chips powered from  $\pm$ 5 are available. These are generally used to convert from ecl to ttl. Conversion in the other direction is often carried out by means of a resistor network, as shown in Fig.112.

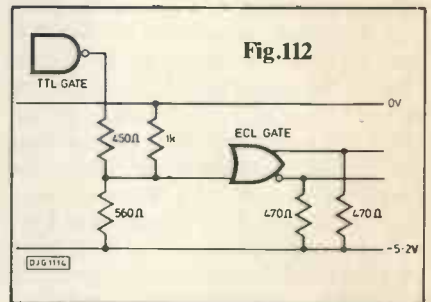


Fig.112

One useful aspect of ecl is the open emitter drive which can be used very much like open collector ttl. With open collector ttl, if any output is at logic 0 then all outputs joined to any single point are effectively at logic 0, while, with ecl, it is the other way round. If any output is at logic 1, of a series of outputs joined to the same point, then the total output is at logic 1. This is effectively the logic OR function, and this effect of ecl is called wired OR capability. Careful thought and the use of Boolean algebra can make use of this facility to minimise the number of logic gates required in any given application. The speed penalty for each wired OR connection is approximately 100ps.

To illustrate all this, the circuit of an ecl OR/NOR gate is shown in Fig.113. This is the basic form of ecl gate, such as the

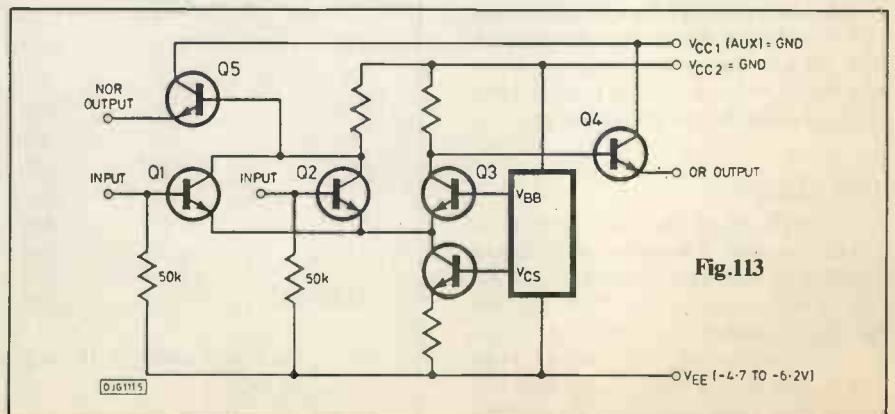
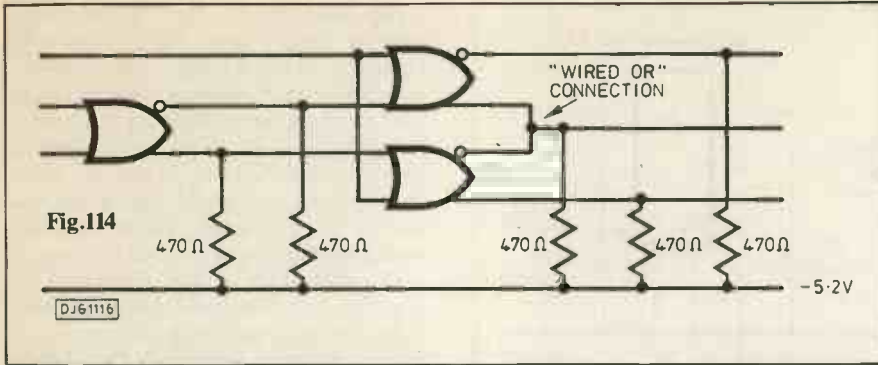


Fig.113



10101. This is in contrast to ttl in which both NAND and NOR logic functions are widely used, but in which NAND predominates. The fact that the standard ecl gate has true and complement outputs, wired OR capability, and is of the basic OR configuration, means that efficient ecl designs are very different in form from ttl designs for the same function.

## TERMINATIONS

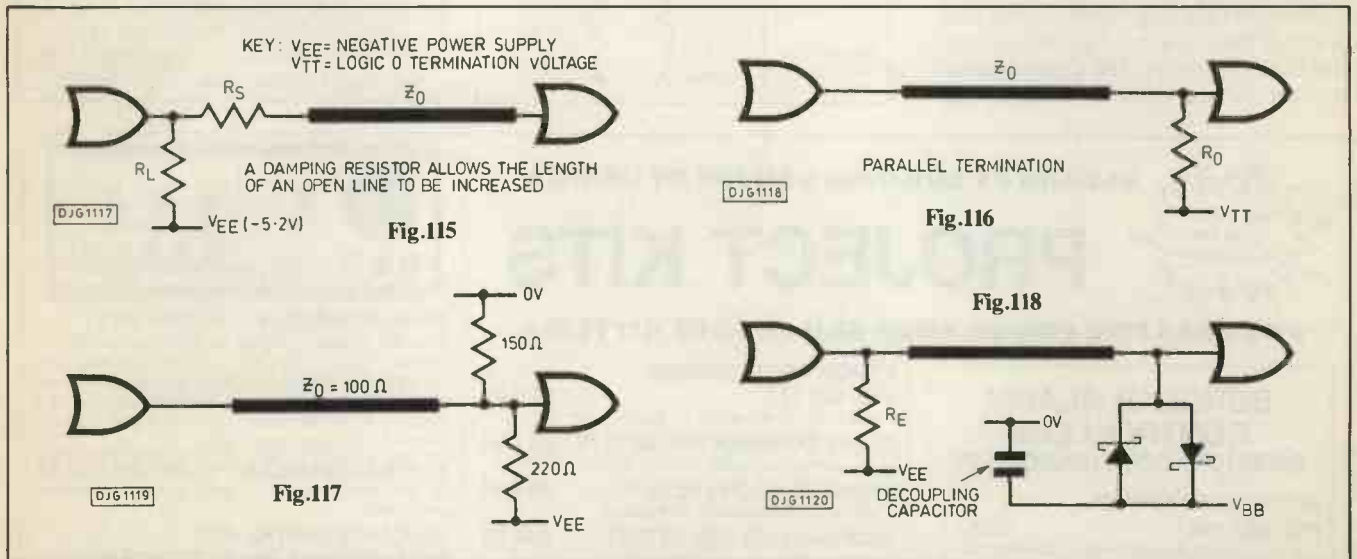
When ecl is used in fairly high speed applications in small systems where the interconnections are short, then simple pulldown resistors on the outputs as illustrated in Fig.114 are quite adequate.

better alternative, the transmission line may be terminated by a resistor of the correct impedance connected to a bias supply generated by an on chip bias voltage generator, such as that on the 10116. This minimises the total power dissipation, as well as providing a termination voltage which tracks the logic levels of the chips.

Figs.115 to 117 show various matched track termination schemes, including a matched sending end to prevent reflections from the receiving end being reflected once again from sending end to receiving end. If such reflections were allowed to take place then a clocked circuit could count twice (or more) when

these chips are true differential logic buffers, they may be used as single ended to differential or differential to single ended converters. To facilitate their use in the former application, a bias voltage is included on the chip, and is connected to one of the pins. In single ended to differential conversion applications, the bias voltage is connected to the unused input. The bias voltage could be generated by a potential divider, but the bias voltage generated on the chip has the same drift with temperature as the logic levels on chip, so the whole system tracks and works better than if a potential divider were used to generate the bias voltage.

The presence of the bias voltage on the 10116 is also helpful for frequency meter applications. If the bias voltage is connected to one input and the signal to the other, the 10116 forms a very effective input stage for a high frequency counter. This may seem strange, because these ics are logic chips, but between the logic levels the ics work in a more or less linear mode, and have a worthwhile amount of gain. By cascading several 10116 parts a low level input signal can be amplified to full ecl logic levels. The resulting signal may then be fed to an ecl frequency



However, where the ultimate speed is required and/or where interconnections are long, it is normal to design ecl printed circuit boards with an earth plane and transmission line connections. In this context transmission lines are tracks whose width is calculated to give the correct impedance so that the signal is propagated across the pcb without distortion or reflection at the far end. The far end of the transmission track is then terminated with a 50Ω to 100Ω termination.

The ecl gate is not able to source enough current from its output to drive the correct logic levels into a termination of 50Ω to -5V, so instead a pair of resistors is used to give a termination whose not impedance is 50μ and whose nominal voltage is equivalent to logic 0. As a

only one clock pulse was sent. Fig.118 shows an alternative strategy in which Schottky diodes are used to clamp the end of the transmission line. This has the same aim as the matched terminations, ie to damp rings which result from signals being reflected back and forth along the line.

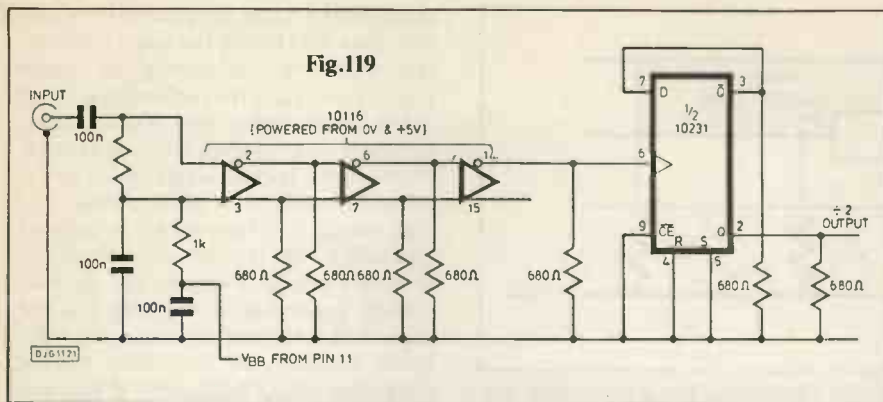
Interconnections using transmission line tracks are fine for on-board use, but obviously this technique cannot be extended to connections between boards. In order to send signals between boards, with minimum distortion, balanced transmission is often used. Special balanced line transmitter/receiver ics are available for example the 10116 in 10000 series ecl and these are used to send the signal along a twisted pair of wires from one board to another. Though

divider to reduce the frequency to something suitable for use with ttl. An example of this sort of application is shown in Fig.119.

## POWER

One interesting fact about ecl is that, in contrast with ttl, there is little change in power supply consumption as outputs switch. TTL circuits may draw sharp pulses of 50mA while switching, but when an ecl output switches there is simply a change in the current flowing down the termination resistors commensurate with the change in voltage on the output. If complementary outputs are used, and have the same value pulldown resistors, then the changes in current cancel out.

From this it is tempting to believe that

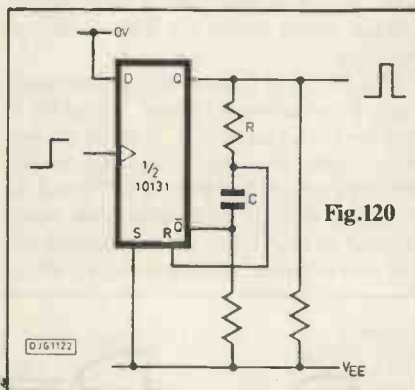


decoupling of the power supply is not necessary, and indeed circuits can work with poorer decoupling than would be possible with Schottky ttl. However, there are local changes of load current even if the overall current remains roughly constant, so to avoid puzzling intermittent problems it is still best to decouple the power supply properly.

ECL gates are expensive, complex logic functions doubly so. For this reason, in applications requiring a monostable, the circuit shown in Fig. 120 is sometimes used. This performs the monostable function adequately and is reasonably accurate. When a clock pulse is applied the flip flop switches over. The capacitor then charges via the resistor until the chip is reset. The charging time taken by the capacitor in reaching the

reset voltage sets the monostable period.

This is probably sufficient on the subject of ecl for general interest. To sum up, emitter coupled logic is a non-saturated logic which consumes a lot of power and



is expensive, but has very low gate propagation delays and rapid switching. Though it is fast, because it runs with low logic voltages, it does not tend to radiate a lot of interference. Because it runs at a low impedance, it is not very susceptible to outside interference. In fact, if it were cheaper and consumed somewhat less power, its admirable qualities would probably lead it to be more widely used.

This sums it up for logic families. I do not intend to delve into microprocessor chips as this is a specialised subject all on its own. In two month's time I shall start taking a look at opamps. **PE**

## NINE TO FIVE

A cautionary tale for battery users – A telephone caller asked if IC1 of my Event Counter of July 87 should get hot.

Questions sometimes bring unexpected answers. He'd omitted the regulator chip IC3 and plugged his 9V battery straight into the circuit. The counter failed to work. Finding IC1 on the verge of self-cremation, my caller then tried bringing the power via IC3, but still nothing worked.

Unfortunately, in common with ttl and many other chips, IC1 has a voltage limit of 5V. Most chips will tolerate a fraction or two above their specified working voltage, but not nearly 100% over. He'd learned the hard way that nine into five will not go.

Never significantly deviate from specified power levels without checking the specs for all parts of a circuit. Ed.



★LEARN BY BUILDING★ENJOY BY USING★

# PROJECT KITS

★BE CREATIVE★RAISE YOUR SKILLS★GET KITTED!★

## BURGLAR ALARM CONTROLLERS

DETECTORS DETER DELINQUENTS

- MULTIZONE CONTROL (PE) SET280** £22.77  
Two entry-zones, anti-tamper loop, personal attack, entry-exit timing, timed duration, automatic resetting, latching LED monitors.
- SINGLE ZONE CONTROL (PE) SET279** £9.32  
With timed duration control and latching LED monitor.
- Both units can be used with any standard detection devices, such as contact or magnetic switches, pressure pads, tremblers, ultrasonics, infrared etc, and will activate standard bells, strobes or sirens.

- CHIP TESTER (PE) SET258F** £39.30  
Computer controlled logic and chip analyser
- CHORUS-FLANGER (PE) SET235** £59.99  
Mono-stereo. Superb dual-mode effects.
- CYBERVOX (EE) SET228** £44.76  
Amazing robot type voice unit, with ring-modulator and reverb.
- DISCO-LIGHTS (PE) SET245F** £62.50  
3 chan sound to light, chasers, auto level.
- ECHO-REVERB (PE) SET218** £57.66  
Mono-stereo. 200ms echo, lengthy reverb, switchable multitracking.

- EPROM PROGRAMMER (PE) SET277** £25.25  
Computer controlled unit for 4K Eproms.
- EVENT COUNTER (PE) SET278** £31.50  
4-digit display counting for any logic source.
- MICRO-CHAT (PE) SET276** £64.50  
Computer controlled speech synthesiser.
- MICRO-SCOPE (PE) SET247** £44.50  
Turns a computer into an oscilloscope.
- MICRO-TUNER (PE) SET257** £55.32  
Computer controlled, tuning aid and freq counter.
- MORSE DECODER (EE) SET269** £22.16  
Computer controlled morse code-decoder.
- POLYWHATSI! (PE) SET252** £122.69  
Amazing effects unit, echo, reverb, double tracking, phasing, flanging, looping, pitch change, REVERSE tracking! 8K memory.
- REVERB (EE) SET232** £27.35  
Mono, with reverb to 4 secs, echo to 60ms.
- RING MODULATOR (PE) SET231** £45.58  
Fabulous effects generation, with ALC and VCO.
- STORMS! (PE)** £29.50 each unit  
Raw nature under panel control! Wind & Rain SET250W. Thunder & Lightning SET250T.
- ★COMPUTER KITS  
The software listing published with the computer kit projects are for use with C64, PET and BBC computers.
- MANY MORE KITS IN CATALOGUE**  
KITS include PCBs and instructions. Further details in catalogue. PCBs also available separately.



**DUAL BEAM OSCILLOSCOPE (PE)**  
2Y-amps, 6 ranges, variable level, DC to over 1MHz. 4 modes – Y1, Y2, Y1 & Y2, Y1 & Y2 to X. Time base variable from 0.05Hz to 20KHz. Variable sync level, polarity and source. Separate bright-line, brilliance and focus controls. Independent trace deflection controls. Details in catalogue – see below.

**VOICE SCRAMBLER (PE) SET287** £42.22  
32 switchable channels to keep your communications confidential.

**WEATHER CENTRE (PE)**  
Keep the Met Office in check and monitor the wind speed and direction, rain, temperature, soil moisture and sunny days.  
Six detector circuits – KIT 275.1 £18.07  
Automatic metered control monitor circuit – KIT 275.2 £40.95  
Optional computer control circuit – KIT 275.3 £14.20

**ELECTRONIC BAROMETER (PE) SET285** £35.55  
Computer controlled unit for monitoring atmospheric pressure.

**GEIGER COUNTER (PE) SET264** £59.50  
A nuclear radiation detector for environmental and geological monitoring. With built in speaker, meter and digital output. This project was demonstrated on BBC TV.

## MANY MORE KITS IN CATALOGUE

Send 9"x4" SAE for detailed catalogue, and with all enquiries (overseas send £1.00 or 5 I.R.C.'s). Add 15% VAT. Add P&P – Sets over £50 add £2.50. Others add £1.50. Overseas P&P in catalogue. Text photocopies – Geiger 264 £1.50, others 50p, plus 50p post or large SAE. Insurance 50p per £50. MAIL ORDER. CWO, CHQ, PO, ACCESS VISA. Telephone orders: Mon-Fri, 9am – 6pm. 0689 37821. (Usually answering machine).

PHONOSONICS, DEPT PE8D, 8 FINUCANE DRIVE, ORPINGTON, KENT, BR5 4ED. MAIL ORDER

# THE 'ALADDIN'S' CAVE OF ELECTRONIC & COMPUTER EQUIPMENT

## COLOUR MONITORS

16" Decca, 80 series budget range, colour monitors, features include: PIL tube, attractive teal style case, guaranteed 80 column resolution, only seen on monitors costing 3 times our price, ready to connect to a host of computer or video outputs. Manufacturers fully tested surplus, sold in little or hardly used condition with 90 day full RTB guarantee. 1000's Sold to date.  
**DECCA 80 RGB - TTL + SYNC** input for BBC type interface etc. **DECCA 80 COMP 75 II** composite video input with integral audio amp & speaker ideal for use with video recorder or TELEBOX ST or any other audio visual use.  
**Only £99.00 (E)**

## HIGH DEFINITION COLOUR

BRAND NEW CENTRONIC 14" monitors in attractive style moulded case featuring hi res Mitsubishi 0.42 dot pitch tube with 659 x 507 pixels, 28Mhz bandwidth. Full 90 day guarantee.  
 Order as 1004-N2 for TTL + sync RGB for BBC etc **£159.00 (E)**  
 1003-N1 for IBM PC etc fully CGA equiv **£189.00 (E)**  
 1005-N2 RGB interface for QL 85 columns. **£169.00 (E)**

## 20" & 22" AV Specials

Superbly made UK manufacture, PIL tube, all solid state colour monitors, complete with composite video and sound inputs, attractive teal style case. Ideal for a host of applications including Schools, Shops, Disco's, Clubs etc. Supplied in EXCELLENT little used condition with 90 day guarantee.  
 20" Monitor **£165.00 (F)** 22" Monitor **£185.00 (F)**

## MONOCHROME

MOTOROLA M1000-100 5" CRT black & white compact chassis monitor measuring only cm 11.6h, 12w, 22d, ideal for CCTV or computer applications. Accepts standard Composite video or individual H & V syncs. Operates from 12v DC at approx 0.8a. Some units may have minor screen marks, but still in very usable condition. Fully tested with 30 day guarantee & full data. **Only £29.00 (C)**  
 Fully cased as above, with attractive moulded, desk standing swivel and tilt case Dim. cm 12h, 14.5w, 26d. **£39.00 (C)**  
**JVC type 751-7 5" ultra compact black & white chassis monitor for 12v 0.7a DC operation Dim cm 11h, 14w, 18d. Simple DIY circuit data included to convert data and separate sync input to composite video input. Ideal portable equipment etc. Supplied with full data. Brand New £65.00 (E)**  
**KGM 324 9" Green Screen. Little used fully cased, mains powered high res monitors with standard composite video input. Fully tested and in excellent condition. £49.00 (E)**  
**20" Black & White monitors by AZTEK, COTRON & NATIONAL. All solid state, fully cased monitors, ideal for all types of AV or CCTV applications. Units have standard composite video inputs with integral audio amp and speaker. Sold in good, used condition-fully tested with 90 day guarantee. Only £85.00 (F)**

## FLOPPY DRIVE SCOOP

Drives from Only £39.95

A MASSIVE purchase of standard 5.25" disk drives enables us to offer you prime product at all time super low prices. All units unless stated are removed from often BRAND NEW equipment, fully tested and shipped to you with a full 120 day guarantee. All units offered operate from +5 and +12 volts DC, are of standard size and accept the common standard 34 way interface connector.  
**TANDON TM100-2A IBM compatible 40 track FH double sided Only £39.95 (B)**  
**TANDON TM101-4 FH 80 track double sided Only £49.95 (B)**  
**JAPANESE Half Height double sided drives by Canon, Tec, Toshiba etc. Specify 40 or 80 track Only £75.00 (B)**  
**TEAC FD55-F 40-80 track double sided Half Height Brand New £115.00 (B)**

## DISK DRIVE ACCESSORIES

34 Way interface cable and connector single **£5.50, Dual £8.50 (A)**  
 5.25" DC power cable **£1.75. Fully cased PSU for 2 x 5.25" Drives £19.50 (A) Chassis PSU for 2 x 8" drives £39.95 (B)**

## 8" DISK DRIVES

**SUGART 800/801 single sided refurbished £175.00 (E)**  
**SUGART 851 double sided refurbished £260.00 (E)**  
**MITSUBISHI M2894-63 Double sided switchable Hard or Soft sector. BRAND NEW £275.00 (E)**  
**SPECIAL OFFER Dual 8" drives with 2mb capacity in smart cases with integral PSU ONLY £499.00 (F)**

## COMPUTER SYSTEMS

**TATUNG PC2000. Big brother of the famous EINSTEIN, the TPC2000 professional 3 piece system comprises: Quality high res GREEN 12" monitor, Sculptured 92 key keyboard and plinth unit containing the Z80A CPU and all control electronics PLUS 2 Integral TEAC 5.25" 80 track double sided disk drives. Many other features include Dual 8" IBM format disk drive support. Serial and parallel outputs, full expansion port, 64k ram and ready to run software. Supplied complete with CPM, WORDSTAR, BASIC and accounts package. BRAND NEW Full 90 day guarantee. Original price OVER £1400**

**Only £299(E)**

**EQUINOX (IMS) S100 system capable of running either TURBO or standard CP/M. Unit features heavy duty box containing a powerful S100, 12 slot S100 backplane, & dual 8" double sided disk drives. Two individual Z80 cpu boards with 192k of RAM allow the use of multi user software with upto 4 RS232 serial interfaces. Many other features include battery backed real time clock, all IC's socketed etc. Units in good condition and tested prior despatch, no documentation at present, hence price of only £245.00 (F)**  
**S100 PCB's IMS A465 64K dynamic RAM. £55.00 (B) IMS A930 FDC controller £85.00 (B). IMS A862 CPU & i/o £65.00 (B)**  
 SAE for full list of other S100 boards and accessories.

## PRINTERS

Bulk purchase brings you incredible savings on a range of printers to suit all applications. Many other "one off bargains" can be seen at our South London Shop

**HAZELTINE ESPRINT Small desktop 100 cps print speed with both RS232 and CENTRONICS interfaces. Full pin addressable graphics and 6 user selectable type fonts. Up to 9.5" single sheet and tractor paper handling. Brand New Only £199.00 (E)**  
**CENTRONICS 150 series. A real workhorse for continuous use with tractor feed paper, either in the office, home or factory, desk standing, 150 cps 4 type fonts and choice of interfaces. Supplied BRAND NEW Order as:**

- 150-SN up to 9.5" paper handling **£185.00 (E)**
- 150-SW up to 14.5" paper handling **£225.00 (E)**
- 150-GR up to 14.5" paper plus full graphics **£245.00 (E)**

When ordering please specify RS232 or CENTRONICS interface.

## Ultra Fast 240 cps NEWBURY DATA NDR 8840 High Speed Printers Only £449 !!

A special purchase from a now defunct Government Dept enables us to offer you this amazing British Made, quality printer at clearance prices. **SAVING YOU OVER £1500 !!** The **NDR8840** features high speed 240 cps print speed with integral, fully adjustable paper tractor, giving exceptional fast paper handling for multi part forms etc. The unit features 10 selectable type fonts giving up to 226 printable characters on a single line. Many other features include Internal electronic vertical and horizontal tabs, Self test, 9 needle head, Up to 15.5" paper, 15 million character ribbon cartridge life and standard RS232 serial interface. Sold in SUPERB tested condition with 90 day guarantee. **Only £449.00 (F)**

**EPSON model 512 40 column 3.5" wide paper roll feed, high speed matrix (3 lines per second) printer mechanism for incorporation in point of sale terminals, ticket printers, data loggers etc. Unit features bi directional printhead and integral roll paper feed mech with tear bar. Requires DC volts and simple parallel external drive logic. Complete with data. RFE and tested. Only £49.95 (C)**  
**EPSON model 542 Same spec as above model, but designed to be used as a slip or flatbed printer. Ideal as label, card or ticket printer. Supplied fully cased in attractive, small, desktop metal housing. Complete with data. RFE and tested. Only £55.00 (D)**  
**PHILIPS P2000 Heavy duty 25 cps bi directional daisy wheel printer. Fully DIABLO, QUME, WORDSTAR compatible. Many features include full width platen - up to 15" paper, host of available daisy wheels, single sheet paper handling, superb quality print. Supplied complete with user manual & 90 day guarantee plus FREE dust cover & daisy wheel. BRAND NEW Only £225.00 (E)**

Most of the items in this Advert, plus a whole range of other electronic components and goodies can be seen or purchased at our

## \*\* South London Shop \*\*

Located at 215 Whitehorse Lane, London SE25. The shop is on the main B8 bus route and only a few miles from the main A23 and South Circular roads. Open Monday to Saturday from 9 to 5.30, parking is unlimited and browsers are most welcome. Shop callers also save the cost of carriage.

## MODEMS

Modems to suit all applications and budgets. Please contact our technical sales staff if you require more information or assistance.

## SPECIAL PURCHASE V22 1200 baud MODEMS ONLY £149 !!

**MASTER SYSTEMS type 2/12 microprocessor controlled V22 full duplex 1200 baud. This fully BT approved modem employs all the latest features for error free data comms at the staggering speed of 120 characters per second saving you 75% of your BT phone bills and data connect time !! Add these facts to our give away price and you have a superb buy !! Ultra slim unit measures only 45 mm high with many integral features such as Auto answer, Full LED status indication, RS232 interface, Remote error diagnostics, SYNC or ASYNC use, SPEECH or DATA switching, integral mains PSU, 2 wire connection to BT line etc. Supplied fully tested, EXCELLENT slightly used condition with data and full 120 day guarantee.**

**LIMITED QUANTITY Only £149 (D)**

- CONCORD V22 1200 baud as new £330.00 (E)**
- CONCORD V22 1200-2400 BIS £399.00 (E)**
- RIXON EX BT Modem 27 V22 1200 £225.00 (E)**
- DATTEL 4800 / RACAL MPS 4800 EX BT modem for 4800 baud sync use. £295.00 (E)**
- DATTEL 2412 2780/3780 4 wire modem unit EX BT fully tested. £199.00 (E)**
- MODEM 20-1 75-1200 BAUD for use with PRESTEL etc EX BT fully tested. £49.00 (E)**
- TRANSDATA 307A 300 baud acoustic coupler with RS232 I/O Brand New £49.00 (E)**
- RS232 DATA CABLES 16 ft long 25w D plug to 25 way D socket. Brand New Only £9.95 (A)**
- As above but 2 metres long £4.99 (A)**
- BT plug & cable for new type socket £2.95 (A)**

## RECHARGEABLE BATTERIES

Maintenance free, sealed long life LEAD ACID  
**A300 12v 3 Ah £13.95 (A)**  
**A300 6v 3 Ah £9.95 (A)**  
**A300 6-0-6 v 1.8 Ah RFE £5.99 (A)**

## NICKEL CADMIUM

**Quality 12 v 4 Ah cell pack. Originally made for the TECHNICOLLOUR video camera, this unit contains 10 high quality GE nicad, D type cells, configured in a smart robust moulded case with DC output connector. Dim cm 19.5 x 4.5 x 12.5. Ideal portable equipment etc. BRAND NEW £24.95 (B)**  
**12v 17 Ah Ultra rugged, all weather, virtually indestructible refillable NICAD stack by ALCAD. Unit features 10 x individual type XL-1.5 cells in wooden crate. Supplied to the MOD and made to deliver exceptionally high output currents & withstand long periods of storage in discharged state. Dim cm 61 x 14 x 22. Cost over £250 Supplied unused & tested complete with instructions. £95.00 (E)**  
**EX EQUIPMENT NICAD cells by GE Removed from equipment and believed in good, but used condition, "F" size 7Ah 6 for £8 (B) Also "D" size 4Ah 4 for £5 (B)**

## BRAND NEW 85 Mb Disk Drives ONLY £399

End of line purchase enables this brand new unit to be offered at an all time super low price. The **NEC D2246 8" 80 Mb** disk drive features full CPU control and industry standard SMD interface. Ultra high speed data transfer and access times leave the good old ST506 interface standing. Supplied BRAND NEW with full manual. **Only £399.00 (E)**  
 Dual drive, plug in 135 Mb subsystem for IBM AT unit in case with PSU etc. **£1499.00 (F)**  
 Interface cards for upto 4 drives on IBM AT etc available. **Brand new at £395.00**

## POWER SUPPLIES

All power supplies operate from 220-240 v AC Many other types from 3v to 10kv in stock. Contact sales office for more details.  
**PLESSEY PL12/2 Fully enclosed 12v DC 2 amp PSU. Regulated and protected. Dim cm 13.5 x 11 x 11. New £116.95 (B)**  
**AC-DC Linear PSU outputs of +5v 5.5a, -5v 0.6a, +24v 5a. Fully regulated and short proof. Dim cm 28 x 12.5 x 7. New £49.50 (C)**  
**POWER ONE PHC 24v DC 2 amps Linear PSU fully regulated. New £119.95 (B)**

**BOSHERT 13088 switch mode supply ideal disk drives or complete system. +5v 6a, +12 2.5a, -12 0.5a, -5v 0.5a. Dim cm 5.6 x 21 x 10.8. New £29.95 (B)**  
**BOSHERT 13090 same as above spec but outputs of +5v 6a, +24v 1.5a, +12v 0.5a, -12v 0.5a. New £39.95 (B)**

**GREENDALE 19AB0E 60 Watt switch mode outputs +5v 6a, +12v 1a, -12v 1a, +15v 1a, 11 x 20 x 5.5. RFE Tested £24.95 (B)**  
**CONVER AC130-3001 High grade VDE spec compact 130 watt switch mode PSU. Outputs give +5v 15a, -5v 1a, +8-12v 6a, 6.5 x 27 x 12.5 Current list price £190. Our price New £59.95.00 (C)**  
**FARNELL G6/40A Compact 5v 40 amp switch mode fully enclosed. New £140.00 (C)**  
**FARNELL G24 5S Compact 24v 5 amp switch mode fully enclosed. New £95.00 (C)**

## Special Offer EXPERIMENTORS PSU ONLY £16.95 (C)

Made to the highest spec for BT this unit gives several fully protected DC outputs most suited to the Electronics Hobbyist. +5v 2a, +8-12v 1a, +24v 1a and +5v fully floating at 50ma. Ideal for school labs etc. Quantity discount available. Fully tested with data. RFE = Removed From Equipment

## The AMAZING TELEBOX Converts your monitor into a QUALITY COLOUR TELEVISION

Brand new high quality, fully cased, 7 channel UHF PAL TV tuner system. Unit simply connects to your TV aerial socket and video monitor turning same into a fabulous colour TV. Dont worry if your monitor doesn't have sound, the TELEBOX even has an integral audio amp for driving a speaker plus an auxiliary output for Headphones or Hi Fi system etc. Many other features: LED Status indicator, Smart moulded case, Mains powered, Built to BS safety specs. Many other uses for TV sound or video etc. Supplied BRAND NEW with full 1 year guarantee. Carriage code (B)



**TV SOUND & VIDEO TUNER ONLY £29.95**

TELEBOX ST for monitors with composite video input **£29.95**  
 TELEBOX STL as ST - but fitted with integral speaker **£34.95**  
 TELEBOX RGB for use with analogue RGB monitors **£59.95**

Colour when used with colour CRT. RGB version NOT suitable for IBM-CLONE type colour monitors. DATA sheet on request. PAL overseas versions CALL !!

## COOLING FANS

Keep your hot parts COOL and RELIABLE with our range of BRAND NEW cooling fans.

- AC FANS Specify 240 or 110 v**
- 3" Fan dim 80 x 80 x 38 £8.50 (B)**
- 3.5" FAN slimline 92 x 92 x 25 £9.95 (B)**
- 4" Fan Dim 120 x 120 x 38 £9.95 (B)**
- As above - TESTED RFE Only £4.95 (C)**
- 10" round x 3.5" Rotron 10v £10.95 (B)**

## DC FANS

- Papst Miniature DC fans 62x62x25 mm Order 812 6-12v or 814 24v £15.95 (A)**
- 4" 12v DC 12w 120 x 120 x 38 £12.50 (B)**
- 4" 24v DC 8w 120 x 120 x 25 £14.50 (B)**
- BUHLER 12v DC 62 mm £12.95 (A)**

1000's of other fans and blowers in stock CALL or SAE for more details

## SPECIAL INTEREST

Special call for availability or further info.  
**RACAL-REDAC real time, colour drafting PCB layout system £3950**  
**DEC VAX11/750 inc 2 Mb Ram DZ, and full doc etc. Brand New £8500**  
**HP7580A 8 pen digital A1 drum plotter with IEEE interface As New £4750**  
**CHEETAH Telex machine £995**  
**1.5 kw 115v 60 Hz power source £950**  
**500 watt INVERTER 24v DC to 240v AC sine wave 50 Hz output £275**  
**SOLDER SYSTEMS tin lead roller tinning machine for PCB manufacture £350**  
**CALLAN DATA SYSTEMS multi user INTEL based UNIX system complete with software and 40 Mb winchester disk drive. £2750**  
**WAYNE KERR RA200 Audio, real time frequency response analyzer £3000**  
**TEKTRONIX 1411/R PAL TV test signal standard. £6900**  
**TEKTRONIX R140 NTSC TV test signal standard. £875**  
**HP 3271A Correlator system £350**  
**PLESSEY portable Microwave speech / data link, 12V DC, 70 mile range. The pair £275.00**  
**19" Rack cabinets 100's in stock from £15.00**

# DISPLAY ELECTRONICS

## MAIL ORDER & OFFICES

Open Mon-Fri 9.30-5.30  
 32 Biggin Way,  
 Upper Norwood,  
 London SE19 3XF

## LONDON SHOP

1000's of Bargains for callers  
 Open Mon-Sat 9-5.30  
 215 Whitehorse Lane,  
 South Norwood, London SE25

## DISTEL © The ORIGINAL

FREE of charge dial up data base  
 1000's of items + info ON LINE NOW!!  
 300 baud 01 679 1888, 1200/75 01 679  
 6183, 1200 FDX 01 679 8769

## ALL ENQUIRIES

**01 679 4414**  
 FAX 01 679 1927  
 TELEX 894502



## ELMASET INSTRUMENT CASE

300 x 133 x 217mm deep ..... £10 ea (£2.20)

## REGULATORS

LM317T PLASTIC TO220 variable ..... £1  
LM317 METAL ..... £2.20  
7812 METAL 12V 1A ..... £1  
7805/12/15/24V plastic ..... 45p 100+20p 1000+15p  
7905/12/15/24 plastic ..... 45p 100+20p 1000+15p  
CA3085 T099 variable reg ..... 2/£1  
LM338 5A VARIABLE ..... £5

## COMPUTER ICS

4164-15 ex equipment ..... £1  
27128A 250ns EPROM NEW ..... £3.20  
1770 FLOPPY DISC CONTROLLER CHIP ..... £10  
68008 PROCESSOR EX-EQPT ..... £5  
27256-30 ex-eqpt ..... £3.00  
2764-30 ..... £2  
2732-45 USED ..... £2 100+ £1  
2716-45 USED ..... £2 100+ £1  
1702 EPROM EX EQPT ..... £5  
2114 EX EQPT 60p 4116 EX EQPT ..... 70p  
6264-15 8k static ram ..... £6  
6116-3 (D444C) ..... £2.50  
4416 RAM ..... £3.50  
ZN427E-8 ..... £3.50  
ZN428E-8 ..... £3.50  
Used 41256-15 ..... £27 for 9

## CRYSTAL OSCILLATOR

1.8342 MHz ..... 2/£1

## CRYSTALS

2.77 MHz/4.9152 MHz/49.504 ..... £1 each

## TRANSISTORS

BC107, BCY70 PREFORMED LEADS  
full spec ..... 20/£1 £4/100 £30/1000

## SIL RESISTOR NETWORKS

8 PIN 10k 22k ..... 5/£1  
9 PIN 22k ..... 5/£1  
10 PIN 68R 180R 22k ..... 5/£1

## POWER TRANSISTORS

OC35 (Marked CV7084) ..... £1  
POWER FET IRF9531 8A 60V ..... 2/£1  
2N3055H RCA HOUSE NUMBERED ..... 5/£2  
2SC1520 sim BF259 ..... 3/£1 100/£22  
TIP141/2 £1 ea TIP112/125/42B ..... 2/£1  
TIP35B TIP35C ..... £1.50  
SE9301 100V 10A DARL. SIM TIP121 ..... 2/£1  
2N3055 EX EQPT TESTED ..... 4/£1  
PLASTIC 3055 OR 2955 equiv 50p ..... 100/£35  
2N3773 NPN 25A 160V £1.80 ..... 10/£16  
BD132 ..... 5/£1

## QUARTZ HALOGEN LAMPS

A1/216 24V 150 WATTS ..... £2.25  
H1 12V 50W (CAR SPOT) ..... £1.50

## NICKEL CADMIUM BATTERIES

7.2 volts 1.8 A/hr. C CELLS IN PACKS OF 6 ..... £5 p&p £1  
ZIF SOCKETS ..... 2/£1.50  
TEXTTOOL single in line 32 way. Can be ganged for use with any dual in line devices.

## MISCELLANEOUS

OP AMP LM10CLN ..... £2.90  
BNC 50 OHM SCREENED CHASSIS SOCKET ..... 3/£1  
BNC TO CROC CLIPS LEAD 1 metre ..... £1  
MOULDED INDUCTOR 470µH  
size of a 1 watt film resistor ..... 5/£1  
TO-220 HEAT SINK sim RS 403-162 ..... 10/£2.50  
SMALL MICROWAVE DIODES AEI DC1028A ..... 2/£1  
D.I.L. SWITCHES 10 WAY £1 8 WAY 80p 4/5/6 WAY ..... 50p  
180 volt 1 watt ZENERS ALSO 12v ..... 20/£1  
OLIVETTI LOGOS CALCULATOR KEYBOARD (27 KEY) PLUS 12 DIGIT FLUORESCENT DISPLAY ON DRIVER BOARD (i.e. CALCULATOR LESS CASE, TRANSFORMER AND PRINTER) ..... £1.30  
PLASTIC EQUIPMENT CASE 9x6x1.25 in. WITH FRONT AND REAR PANELS CONTAINING PCB WITH EPROM 2764-30 AND ICS 7417 LS30 LS32 LS74 LS367 LM311 7805 REG, 9 WAY D PLUG, PUSH BUTTON SWITCH, DIN SOCKET ..... £1.90  
VN10LM 60v 1/2A 50hm TO-92 mosfet ..... 4/£1 100/£20  
MIN GLASS NEONS ..... 10/£1  
RELAY 5v 2 pole changeover looks like RS 355-741 marked STC 47WB05T ..... 2/£1  
OMRON RELAY 3.6 volt coil 2p c/o contacts marked G4D-287P-BT2 ..... 2/£1  
MINIATURE CO-AX FREE PLUG RS 456-071 ..... 2/£1  
MINIATURE CO-AX FREE SKT. RS 456-273 ..... 2/£1.50  
DIL REED RELAY 2 POLE NO CONTACTS ..... £1  
RS 348-649 ..... £1.50 100+ £1  
CYLINDRICAL MAGNETS POWERFUL ..... 4/£1  
SONNERSCHN DRYFIT BATTERY

12 volt 20A/HR ..... £25 carr. £5

NTC DISC THERMISTOR 7mm dia. 45Ω ..... 2/£1  
PCB WITH 2N2646 UNIUNCTION with 12v 4 POLE RELAY ..... £1  
400m 0.5w thick film resistors (yes four hundred megohms) ..... 4/£1  
MINIATURE CO-AX FREE PLUG RS 456-071 ..... 2/£1  
MINIATURE CO-AX FREE SKT. RS 456-273 ..... 2/£1.50  
STRAIN GAUGES 40 ohm Foil type polyester backed balco grid alloy ..... £1.50 ea 10+ £1  
ELECTRET MICROPHONE INSERT ..... £0.90  
Linear Hall effect IC Micro Switch no 613 SS4 sim RS 304-267 ..... £2.50 100+ £1.50  
HALL EFFECT IC UGS3040 + MAGNET ..... £10  
OSCILLOSCOPE PROBE SWITCHED X1 X10 ..... £10  
CHEAP PHONO PLUGS ..... 100 £2 1000/£18  
1 pole 12 way rotary switch ..... 4/£1  
AUDIO ICS LM380 LM386 ..... £1 ea  
555 TIMER 5/£1 741 OP AMP ..... 5/£1  
ZN414 AM RADIO CHIP ..... 80p  
COAX PLUGS nice ones ..... 4/£1  
COAX BACK TO BACK JOINERS ..... 3/£1  
4 x 4 MEMBRANE KEYBOARD ..... £1.50  
15,000µF 40V ..... £2.50 (£1.25)  
INDUCTOR 20µH 1.5A ..... 5/£1  
NEW BT PLUG + LEAD ..... £1.50  
1.25" PANEL FUSEHOLDERS ..... 5/£1  
CHROMED STEEL HINGES 14.5 x 1" OPEN ..... £1 ea  
TOK KEY SWITCH 2 POLE 3 KEYS ideal for car/home alarms ..... £3  
12v 1.2w small wire ended lamps fit AUDI VW TR7 SAAB VOLVO ..... 10/£1  
12V MES LAMPS ..... 10/£1  
STEREO CASSETTE HEAD ..... £2  
MONO CASS. HEAD £1 ERASE HEAD ..... 50p  
THERMAL CUT OUTS 50 77 85 120°C ..... £1 ea  
THERMAL FUSE 121°C 240V 15A ..... 5/£1  
TRANSISTOR MOUNTING PADS TO-5/TO-18 ..... £3/1000  
TO-3 TRANSISTOR COVERS ..... 10/£1  
STICK ON CABINET FEET ..... 30/£1  
PCB PINS FIT 0.1" VERO ..... 200/£1  
TO-220 mlcas + bushes ..... 10/50p 100/£2  
TO-3 mica + bushes ..... 20/£1  
kynar wire wrapping wire ..... 20z/£1  
PTFE min screened cable ..... 10m/£1  
Large heat shrink sleeving pack ..... £2  
CERAMIC FILTERS 6M/9M/10.7M ..... 50p 100/£20  
TOKIN MAINS RFI FILTER 250v 15A ..... £3  
IEC chassis plug rfi filter 10A ..... £3  
Potentiometers short spindles values 2k5 10k 25k 1m ..... £1  
2M5 lin ..... 5/£1  
500k lin 500k log ..... 4/£1  
40KHz ULTRASONIC TRANSDUCERS EX-EQPT NO DATA ..... £1/pr  
PLESSEY INVERTER TRANSFORMER ..... 50 CYCLES  
11.5-0-11.5V to 240v 200VA ..... £6 (£3)

12v 1.2w small wire ended lamps fit AUDI VW TR7 SAAB VOLVO ..... 10/£1

12V MES LAMPS ..... 10/£1  
STEREO CASSETTE HEAD ..... £2  
MONO CASS. HEAD £1 ERASE HEAD ..... 50p  
THERMAL CUT OUTS 50 77 85 120°C ..... £1 ea  
THERMAL FUSE 121°C 240V 15A ..... 5/£1  
TRANSISTOR MOUNTING PADS TO-5/TO-18 ..... £3/1000  
TO-3 TRANSISTOR COVERS ..... 10/£1  
STICK ON CABINET FEET ..... 30/£1  
PCB PINS FIT 0.1" VERO ..... 200/£1  
TO-220 mlcas + bushes ..... 10/50p 100/£2  
TO-3 mica + bushes ..... 20/£1  
kynar wire wrapping wire ..... 20z/£1  
PTFE min screened cable ..... 10m/£1  
Large heat shrink sleeving pack ..... £2  
CERAMIC FILTERS 6M/9M/10.7M ..... 50p 100/£20  
TOKIN MAINS RFI FILTER 250v 15A ..... £3  
IEC chassis plug rfi filter 10A ..... £3  
Potentiometers short spindles values 2k5 10k 25k 1m ..... £1  
2M5 lin ..... 5/£1  
500k lin 500k log ..... 4/£1  
40KHz ULTRASONIC TRANSDUCERS EX-EQPT NO DATA ..... £1/pr  
PLESSEY INVERTER TRANSFORMER ..... 50 CYCLES  
11.5-0-11.5V to 240v 200VA ..... £6 (£3)

## ZENERS

5.6v 1W3 SEMIKRON 50K AVAILABLE @£25/1000  
SUPPRESSOR OF606 120V BI DIRECTIONAL ZENER  
IN 3 AMP W/E PACKAGE ..... 5/£1

## DIODES AND RECTIFIERS

BAW76 EQUIV 1N4148 ..... £60/10,000  
1N4148 ..... 100/£1.50  
1N4004/SD4 1A 300V ..... 100/£3  
1N5401 3A 100V ..... 10/£1  
BA158 1A 400V fast recovery ..... 100/£3  
BA159 1A 1000V fast recovery ..... 100/£4  
120V 35A STUD ..... 65p  
BY127 1200V 1.2A ..... 10/£1  
BY254 800V 3A ..... 8/£1  
BY255 1300V 3A ..... 6/£1  
6A 100V SIMILAR MR751 ..... 4/£1  
VM88 800mA 100V DIL B/REC ..... 5/£1  
BY164 BRIDGE RECTIFIER ..... 2/£1  
1A 800V BRIDGE RECTIFIER ..... 4/£1  
4A 100V BRIDGE ..... 3/£1  
6A 100V BRIDGE ..... 2/£1  
8A 200V BRIDGE ..... 2/£1.35  
10A 200V BRIDGE ..... £1.50  
25A 200V BRIDGE £2 ..... 10/£18  
25A 400V BRIDGE £2.50 ..... 10/£22

## SCRs

2P4M EQUIV C106D ..... 3/£1 100/£20  
MCR72-6 10A 600V SCR ..... £1  
35A 600V STUD SCR ..... £2  
TICV106D 800mA 400V SCR ..... 3/£1 100/£15  
MEU21 PROG. UNIUNCTION ..... 3/£1

## TRIACS

NEC TRIAC AC08F 8A 600V TO220 ..... 5/£2 100/£30  
TXAL225 8A 400V 5mA GATE ..... 2/£1 100/£35  
TRAL2230D 30A 400V ISOLATED STUD ..... £4 each

## DIACS 4/£1

NEC TRIAC AC08F 8A 600V TO220 ..... 5/£2 100/£30

TXAL225 8A 400V 5mA GATE ..... 2/£1 100/£35

TRAL2230D 30A 400V ISOLATED STUD ..... £4 each

## CONNECTORS

34 way card edge IDC CONNECTOR (disk drive type) ..... £1.25  
CENTRONICS 36 WAY IDC PLUG ..... £2.50  
CENTRONICS 36 WAY IDC SKT ..... £4.00  
BBC TO CENTRONICS PRINTER LEAD 1.5M ..... £3.50  
CENTRONICS 36 WAY PLUG SOLDER TYPE ..... £4  
USED CENTRONICS 36W PLUG+SKT ..... £3

USED D CONNECTORS price per pair  
D9 £1, D15 £1.50, D25 £2, D37 £2, D50 £3.50 covers 50p ea.

## WIRE WOUND RESISTORS

W21 or sim 2.5W 10 of one value ..... £1  
R10 OR15 OR22 R20 R27 4R7 5R0 5R6 8R2 10R 12R 15R 18R  
20R 22R 27R 33R 36R 47R 56R 62R 91R 120R 180R 390R 430R  
470R 680R 820R 910R 1K15 1K2 1K5 1K8 2K4 2K7 3K3 3K9 4K7 8K2 10k 15k 16k 20k  
10K ..... £1  
R05 (50 milli-ohm) 1% 3w ..... 4 FOR £1  
W22 or sim 6W 7 OF ONE VALUE ..... £1  
R47 R62 1R0 1R5 1R8 3R3 6R8 9R1 12R 20R 24R 27R 33R 51R  
56R 62R 68R 100R 120R 180R 220R 390R 560R 620R 910R  
1K0 1K2 1K5 1K8 2K2 2K7 3K3 3K9 4K7 8K2 10k 15k 16k 20k  
W23 or sim 9W 6 of one value ..... £1  
R22 R47 1R0 1R1 15R 56R 62R 100R 120R 180R 220R 300R  
390R 680R 1K0 1K5 5K1 10K ..... £1  
W24 or sim 12W 4 OF ONE VALUE ..... £1  
R50 2R0 9R1 18R 22R 27R 56R 68R 75R 82R 100R 150R 180R  
200R 220R 270R 400R 620R 1K0 6K8 8K2 10K 15K

## PHOTO DEVICES

SLOTTED OPTO-SWITCH OPCOA OPB815 ..... £1.30  
2N5777 ..... 50p  
TIL81 PHOTO TRANSISTOR ..... £1  
TIL38 INFRA RED LED ..... 5/£1  
OP12252 OPTO ISOLATOR ..... 50p  
PHOTO DIODE 50p ..... 6/£2  
MEL12 (PHOTO DARLINGTON BASE n/c) ..... 50p  
RPY58A LDR 50P ORP12 LDR ..... 70p  
LEDs RED 3 or 5mm 12/£1 ..... 100/£6  
LEDs GREEN OR YELLOW 10/£1 ..... 100/£6.50  
LEDs ASSORTED RD/GN/YW + INFRA/RED ..... 200/£5  
FLASHING RED OR GREEN LED 5mm 50p ..... 100/£35

## SUB MIN PRESETS HORIZONTAL

15/£1 100/£5  
1K 4K7 10K 22K 47K 1M 10M

STC NTC BEAD THERMISTORS  
G22 220R, G13 1K, G23 2K, G24 20K, G54 50K, G25 200K,  
G16 1M, RES @ 20°C DIRECTLY HEATED TYPE ..... £1 ea

RS228W NTC BEAD INSIDE END OF 1" GLASS PROBE  
RES @ 20°C 200R ..... £1 ea

CERMET MULTI TURN PRESETS 3/4"  
10R 20R 100R 200R 250R 500R 2K 2K2 2K5 5K 10K 22K 47K  
50K 100K 200K 500K 2M2 ..... 50p each

## IC SOCKETS

6 pin 15/£1 8 pin 12/£1 14/16 pin 10/£1 18/20 pin 7/£1,  
22/24/28 pin 4/£1 40 pin 30p

## SOLID STATE RELAYS

Zero voltage switching Control voltage 8-28v dc ..... £2.50  
40A 250V AC SOLID STATE RELAYS ..... £18

## POLYESTER/POLYCARB CAPS

1n 3n/5n/6n/8n/2/10n 1% £3v 10mm ..... 100/£6  
10n/15n/22n/33n/47n/68n 10mm rad ..... 100/£3.50  
100n 250v radial 10mm ..... 100/£3  
100n 600v sprague axial 10/£1 ..... 100/£6 (£1)  
2u2 160v rad 22mm ..... 100/£10  
10n/33n/47n 250v ac x rated 15mm ..... 10/£1  
470n 250v ac x rated rad ..... 4/£1  
1U 600V MIXED DIELECTRIC ..... 50p ea.

## TRIMMER CAPACITORS all types 5/50p

SMALL 5pF 2 pin mounting 5mm centres ..... £1  
SMALL MULLARD 2 to 22pF ..... 4/50p  
SMALL MULLARD 5 to 50pF ..... 4/50p  
grey larger type 2 to 25pF ..... £1  
TRANSISTORS 2N4427 ..... 60p  
FEED THRU CERAMIC CAPS 1000pF ..... 10/£1

## MINIATURE RELAYS Suitable for RF

5 volt coil 1 pole changeover ..... £1  
5 volt coil 2 pole changeover ..... £1  
12 volt coil 1 pole changeover ..... £1

## MONOLITHIC CERAMIC

CAPACITORS  
10n 50v 2.5mm ..... 100/£4.50  
100n 50v 2.5mm or 5mm ..... 100/£6  
100n ax short leads ..... 100/£3  
100n ax long leads ..... 100/£6  
10n 50v dil package 0.3" rad ..... £4/100 £35/1000  
100n 50v dil package 0.3" rad ..... £10/100

## STEPPER MOTORS 4 PHASE 2 9V

WINDINGS ..... £3.50 10/£30

# KEYTRONICS

TEL. 0279-505543

FAX. 0279-757656

P O BOX 634

BISHOPS STORTFORD

HERTFORDSHIRE CM23 2RX

## MAIL ORDER ONLY

MIN CASH ORDER £3.00 OFFICIAL ORDERS WELCOME  
UNIVERSITIES COLLEGES SCHOOLS GOVT DEPARTMENTS  
MIN. ACCOUNT ORDER £10.00

P&P AS SHOWN IN BRACKETS (HEAVY ITEMS)

65p OTHERWISE (LIGHT ITEMS)

ADD 15% VAT TO TOTAL  
ELECTRONIC COMPONENTS  
BOUGHT FOR CASH





# DUAL BEAM OSCILLOSCOPE

PART TWO BY JOHN BECKER

## SCREENING AN X-RATED SYSTEM

*This month's instalment of our major project describes the time-base generator and how the X-axis scan is controlled.*

Last month we saw how an electron beam was produced within a cathode ray tube, accelerated, focussed and caused to impact on a fluorescent screen. Following construction of the power supply, we saw how manually controlled pots could deflect the beam spot around the screen. Obviously, for the scope to have any meaningful purpose the spot manipulation must be under automatic deflection control.

### BEAM SWEEPING

First we need to put the beam under repetitive horizontal movement, progressively changing the potential on the X plate pairs so that the beam traverses the screen from one side to the other, conventionally moving from left to right. On reaching the right hand end of its sweep the beam then has to be returned to its left hand origin and start across once more.

While the beam is sweeping across it can additionally be deflected up or down by the potential on the Y plate pairs. When the Y axis potential is reacting to an ac waveform it will be seen from Fig.14 that the horizontal sweep must be timed so that the spacing between the waveform peaks is neither too close, nor too wide since we usually need to observe only a few cycles of the Y signal. Consequently, we must be able to vary the sweep speed to suit different signal frequencies.

Naturally, the vertical deflection of the beam will occur irrespective of the direction of the sweep. This will result in the signal being traced on the screen in both directions and could lead to visual display confusion, such as in Fig.15.

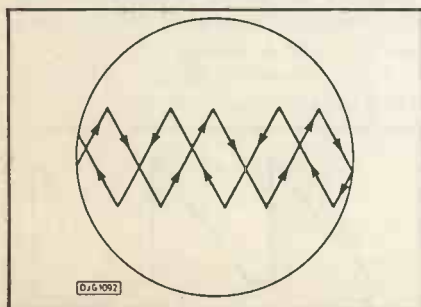


Fig.15 Effect of using a symmetrical X-axis sweep with an ac waveform on the Y-axis.

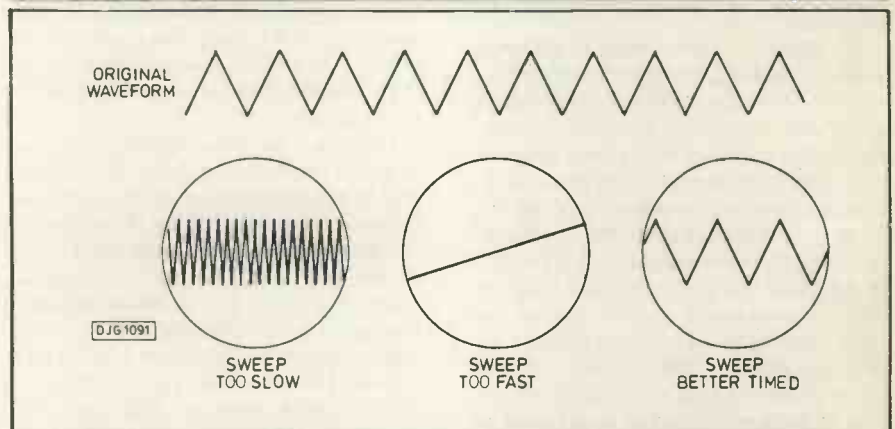



Fig.14 Effect of using different sweep speeds for the same sampled waveform.

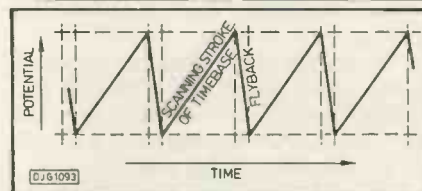


Fig.16 Idealised timebase sawtooth waveform.

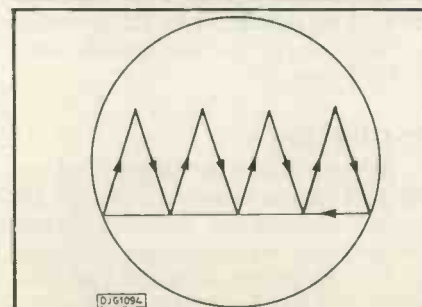


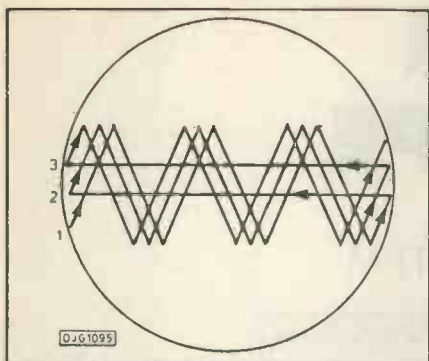
Fig.17 Effect of using a sawtooth X-axis sweep with an ac waveform on the Y-axis.

What we need is to sweep the beam across the screen from far left to far right at the required rate, then to return it rapidly to the left so that during the return its vertical deflection has insufficient time to change significantly. Therefore, the sweep control waveform needs to be a sawtooth, as in Fig.16, or some other form of retriggered ramp. We shall also see later that the flyback trace, shown in Fig.17, can be suppressed.

Ideally, for most waveform examinations, each sweep across the screen needs to be timed so that each waveform display starts at the same point of the vertical trace. Thus we need to synchronise the X and Y traces to avoid further visual confusion, such as that seen in Fig.18.

### BASIC TIME BASE

The general term given to the horizontal sweep oscillator is time base, and as we have just seen, in its simplest form it is just a sawtooth waveform generator.



**Fig.18** The effect of displaying unsynchronised X and Y signals.

There are many ways of generating sawteeth and the basic one chosen for this project is shown in Fig.19.

Assume that the output of IC2 is low, and that C1 is discharging at a rate set by VR1. In response, the output of IC1 progressively increases until the voltage at the positive input to IC2 rises above that on its negative input. Being configured as a comparator, the output of IC2 now goes high, immediately recharging C1 via D1. Simultaneously, the output of IC1 goes low thus resetting IC2 to its low output state, whereupon C1 again starts discharging via VR1, and so the cycle continues.

By using a switched bank of different value capacitors, plus the variable pot, a very wide variety of frequencies can be generated. There is a problem, though, due to the response time of the opamps. Although the threshold trigger voltage remains constant irrespective of the frequency, the time taken for the opamps to reset results in the output of IC1A falling to different levels for different frequencies. Consequently, the low end of the ramp terminates at a higher voltage for slow frequencies than it does for fast ones. Even the high speed LM6361 suffers from this effect and was found to have no greater merits for this oscillator than the less expensive TL082. Standardisation of the ramp amplitude is achieved by the inclusion of an additional gate and trigger circuit. The full time base circuit diagram is shown in Fig.20.

## RAMP GENERATOR

The configuration around IC1A and IC1B forms the retriggerable ramp generator. Capacitors C1-C6 are switched by S1A to select the basic ramp rates and VR2 provides intermediate rate variation control. The retriggering and amplitude standardisation, though, is conditional upon several other circuit factors.

Assume for the moment that the right hand end of VR2 is simply taken to the negative line, providing a path for discharging the selected capacitor. Also assume that the capacitor is now fully charged and, therefore, that the output of IC1A is low. This output voltage is taken via VR1 to TR3 and is low enough

not to turn on the transistor. Consequently, the threshold bias voltage applied to pin 6 of the comparator IC1B comes via R7 and D2, and the output of IC1B is correspondingly held low.

As the capacitor continues to rise, and passing through D1, eventually crosses the comparator's threshold level. IC1B trips and its output goes high charging the capacitor via D3. The output of IC1A goes low, but D1 prevents IC1B from being reset by this change. Only when the output of IC1A has fallen low enough to turn off TR3 will the comparator threshold level be changed by the higher voltage from R7. At this point IC1B will revert to its original low-output state. The overall result is that with VR1 correctly set, the output of IC1A will fall as low as its nature can ever allow, and stay there until IC1B has been reset.

## SYNC RETRIGGERING

We assumed above that the right hand end of VR2 was taken direct to the negative line. In fact, it is only taken low when either D5 or D6 are biased to allow it. This routing is dictated by the requirements for synchronising the ramp to the waveform being monitored. It also ensures that the ramp will eventually be retriggered even if a sync pulse does not occur, in the absence of an input signal for example.

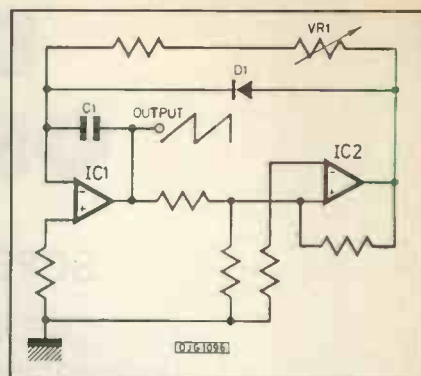
Let's look at sync triggering first and examine the circuits around IC2A, IC3A and IC4. Ignore the automatic retriggering circuit around IC2B for the moment.

The sync trigger can come from either of the two Y-input amps, or from an external source. In the latter instance, the signal is first decoupled by C17 and restricted to a maximum of  $\pm 5V$  by R18, D8 and D9. S3 selects between internal and external sources, VR5 sets the required level, and then S4 selects the trigger polarity by switching IC4 between inverting and non-inverting modes.

The output of IC4 produces a positive-going pulse across C18, D18 and R23 which is taken to the clock input of the flip-flop IC3A. When the pulse is of sufficient amplitude IC3A receives it as a clock pulse, whereupon its pin 2 goes low and remains so until reset. For as long as IC3A pin 2 stays low, so the right hand end of VR2 is held low via D5, providing a discharge path for the selected ramp control capacitor.

## INHIBITED

After the end of the ramp flyback and when IC1B pin 7 has been reset low, the output of IC2A, an inverting Schmitt trigger, goes high and a positive-going pulse is generated across C7. This pulse resets the flip-flop IC3A and its pin 2 goes high, so inhibiting the capacitor discharge path via VR2. The ramp will not start again until IC3A is triggered by the



**Fig.19** Basic sawtooth generator.

next clock pulse from IC4B. Each X-sweep trace will thus commence at the same relative position of the incoming sync waveform.

## AUTO RETRIGGERING

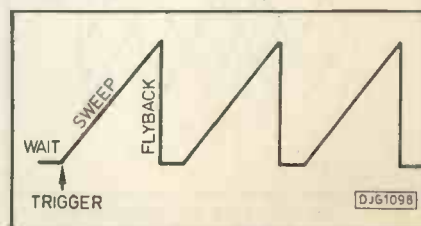
It is frequently preferable to have the X-trace constantly sweeping across the screen even in the absence of an ac input signal, when monitoring dc levels for example. So it's necessary to have an alternative ramp retrigger source that takes over if the sync signal is missing. This is where the circuit around IC2B comes into play.

When IC3A pin 2 goes high, current flows through R9 and into the capacitor selected by S1B. The capacitor charges until the trigger threshold of the Schmitt trigger IC2B is passed. Its output at pin 4 then goes low, and with S2 closed, the discharge path for VR2 is available through D6. The X-ramp can now restart even though IC3A has not received a sync pulse.

The capacitor selected by S1B will stay charged for as long as IC3A remains untriggered, so IC2B will continue to provide the discharge path, thus allowing continuous ramp repetition. When a sync pulse is received by IC3A, the capacitor selected by S1B will discharge via R10 and D7, so that the effect of IC2B is inhibited. The relative values of C1-C6 and C8-C13 have been chosen to allow a reasonable opportunity for a sync signal to be acted upon before the automatic retriggering can be initiated.

With S2 open, the ramp will only be triggered each time a sync pulse is accepted by IC3A. If a pulse is not received, the beam spot will remain at full left hand deflection.

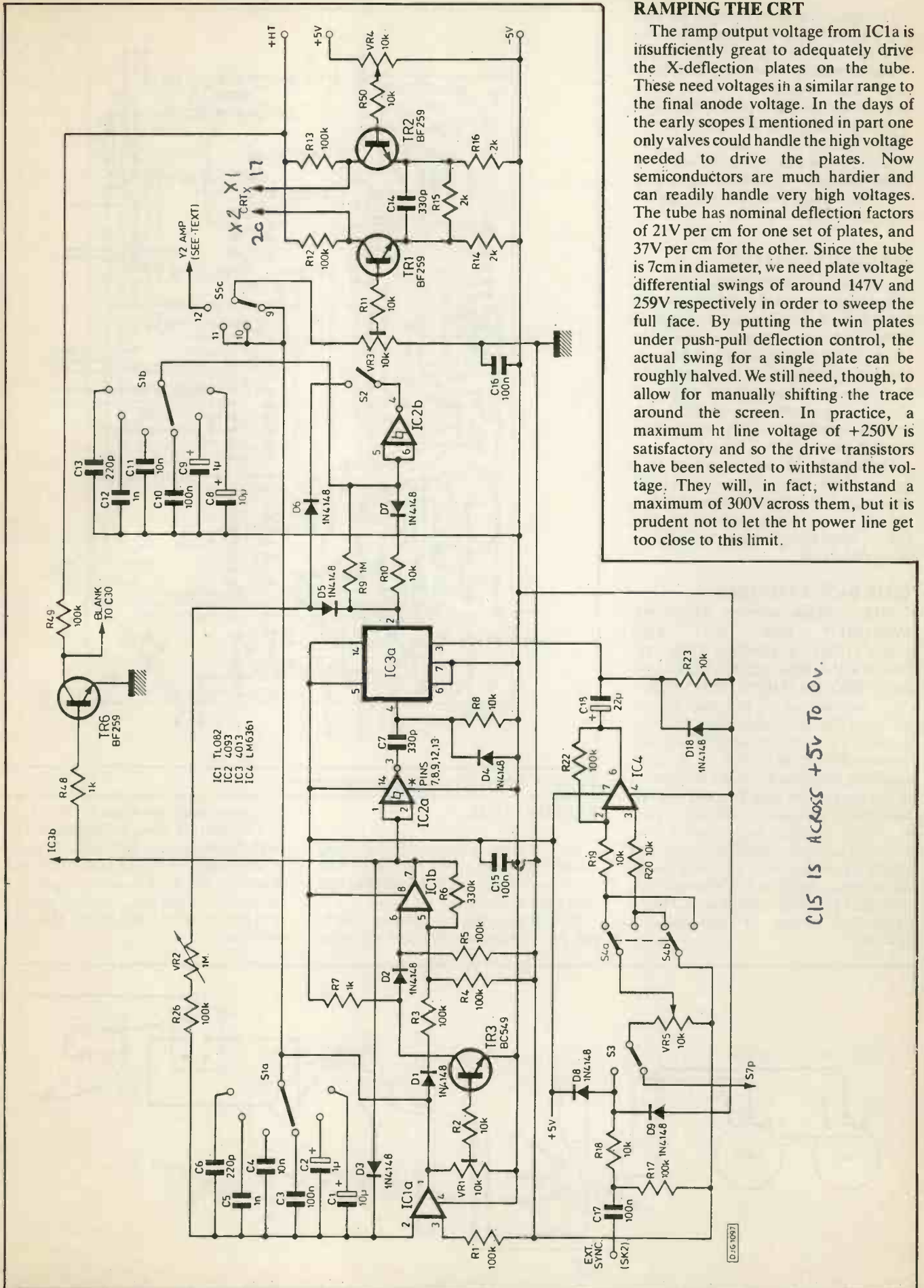
Fig.21 shows a typical retriggered ramp trace.



**Fig.21** Retriggered ramp trace.

## RAMPING THE CRT

The ramp output voltage from IC1a is insufficiently great to adequately drive the X-deflection plates on the tube. These need voltages in a similar range to the final anode voltage. In the days of the early scopes I mentioned in part one only valves could handle the high voltage needed to drive the plates. Now semiconductors are much harder and can readily handle very high voltages. The tube has nominal deflection factors of 21V per cm for one set of plates, and 37V per cm for the other. Since the tube is 7cm in diameter, we need plate voltage differential swings of around 147V and 259V respectively in order to sweep the full face. By putting the twin plates under push-pull deflection control, the actual swing for a single plate can be roughly halved. We still need, though, to allow for manually shifting the trace around the screen. In practice, a maximum ht line voltage of +250V is satisfactory and so the drive transistors have been selected to withstand the voltage. They will, in fact, withstand a maximum of 300V across them, but it is prudent not to let the ht power line get too close to this limit.



C15 IS ACROSS +5V TO 0V.

Fig. 20 Full circuit of the timebase generator and output deflection control.

# DUAL BEAM SCOPE

The ramp voltage is brought via VR3 and R11 to TR1. VR3 should be set so that the output at the collector of TR1 swings smoothly across the full ramp range. The collector output is taken direct to one of the X-plates. The other X-plate is connected to the collector of TR2, which is under control of VR4. The emitter coupling between TR1 and TR2 introduces push-pull bias and by varying VR4 the screen trace position can be adjusted at will.

## FLYBACK BLANKING

As mentioned earlier, although the X-sweep trace rapidly flies back to the left hand side, it is still possible to see it. However, the tube characteristics allow for the beam to be blanked out if a negative voltage is applied to the control grid. With reference to the cathode voltage, if the grid has a voltage of at least  $-50V$  applied during fly back, the trace will be blanked out.

To achieve this, the output of IC1B is taken to TR6. When the output of IC1B goes high, TR6 is turned on generating a negative-going pulse across C30 (see Fig.5), with D17 limiting the positive-going pulse edge.

## TIME BASE ASSEMBLY

**THE POWER SUPPLY MUST BE SWITCHED OFF AND THE CAPACITORS ALLOWED TIME TO DISCHARGE BEFORE MAKING ANY ASSEMBLY OR WIRING CHANGES.**

The pcb layout for the time base is shown in Fig.22. Double-check that you correctly orientate the electrolytics and semiconductors. Note that S1 is a pcb mounting rotary switch and it is soldered to the back of the pcb. You will need to take special care when soldering its pins to ensure that all are properly connected. The bush of this switch will ultimately be used to hold the entire board on the front control panel. Note too that the Y-axis pcb is also fixed on the front panel by means of pcb-mounted switches.

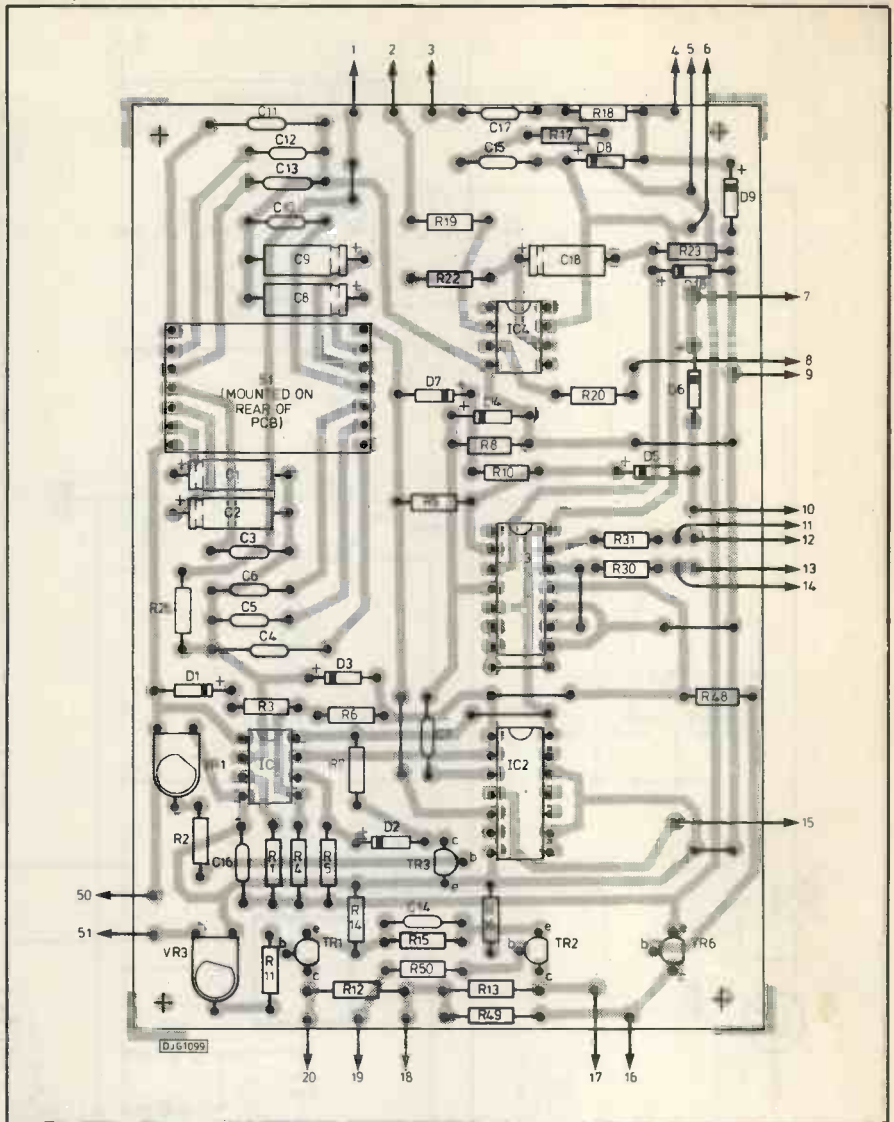


Fig.22 PCB layout for the timebase generator.

## TESTING TIME

Do not connect the completed board to the tube until a few tests have first been carried out, starting with the basic time base oscillator.

Referring to Fig.24, connect VR2 to pcb pin 1 as shown, but take the other

pot connection, not to pin 10, but to the  $-5V$  connection at pin 9. Connect the fly back blanking from TR6 to C30 on the power supply pcb and temporary link points 50 and 51. Connect the  $\pm 5V$  power lines to the psu, but don't yet connect the  $+250V$  line. Insert IC1 and switch on.

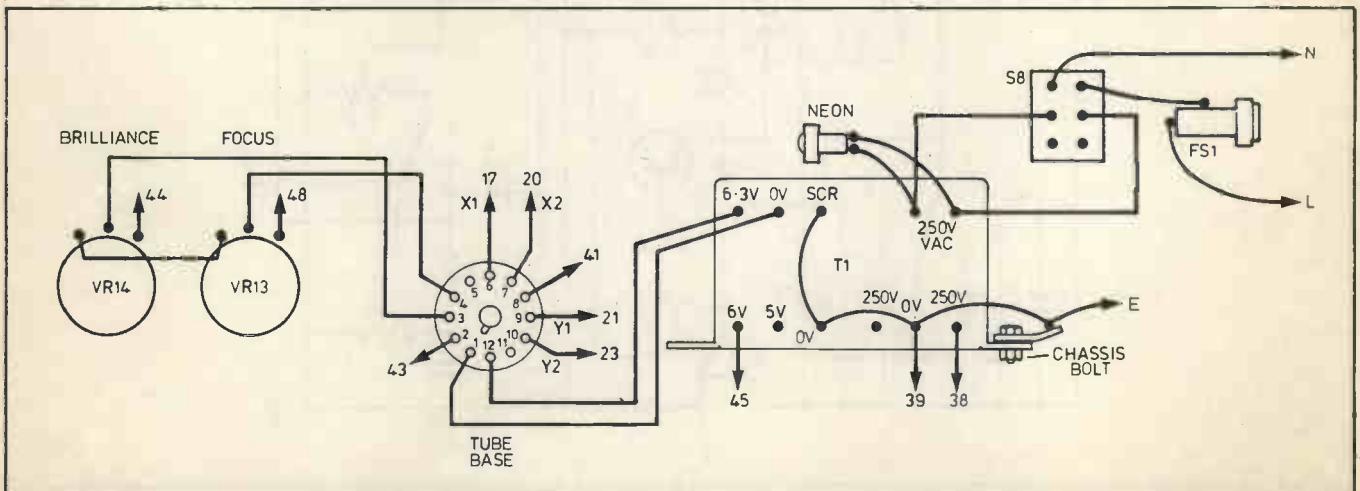
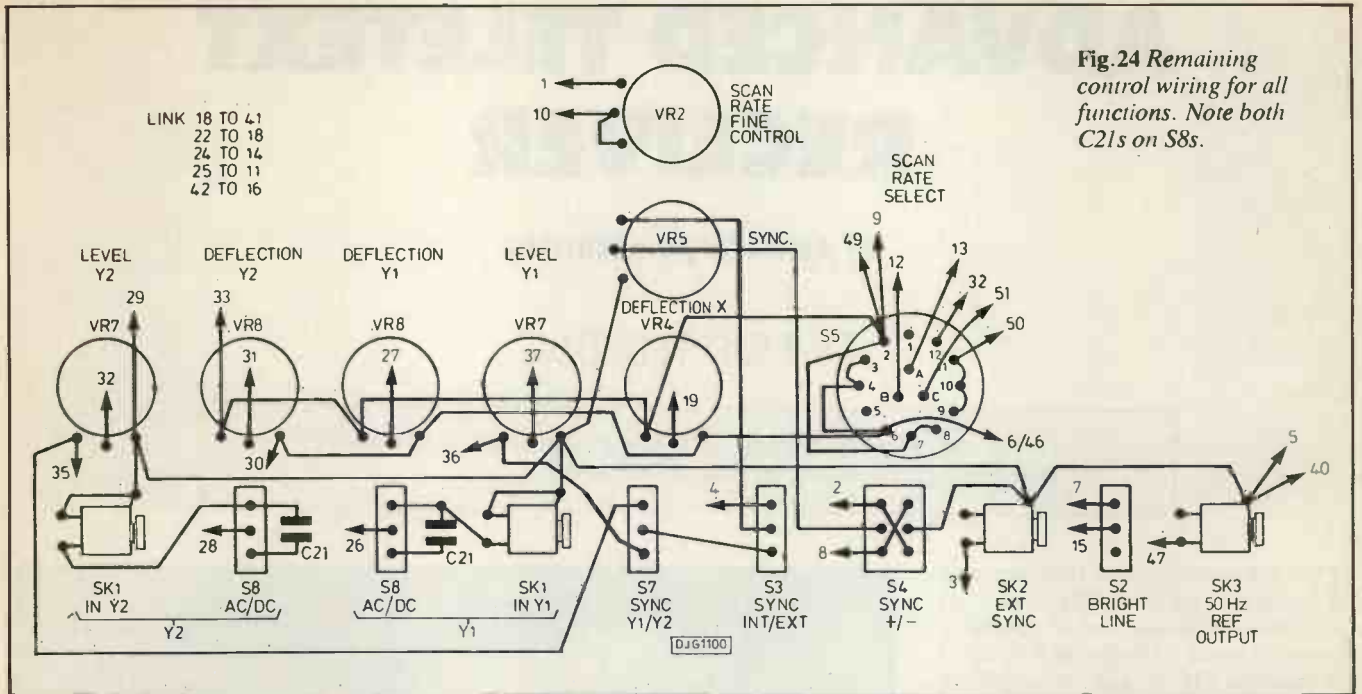


Fig.23 Final power supply and tube control connections.



**Fig. 24** Remaining control wiring for all functions. Note both C21s on S8s.

## COMPONENTS

### OSCILLOSCOPE TIMEBASE

#### RESISTORS

R1, R3-R5, R12, R13, R17, R22, R26, R49 100k (10 off)  
 R2, R8, R10, R11, R18-R20, R23, R50 10k (9 off)  
 R6 330k  
 R7, R48 1k (2 off)  
 R9 1M  
 R14-R16 2k (3 off)

All resistors

1/4W 5% carbon

#### MISCELLANEOUS

Knobs (4 off), Phononics pcb 290A 8-pin ic socket (2 off) 14-pin ic socket (2 off), 3.5mm jack socket.

### CAPACITORS

C1, C8 10µ 25V electrolytic (2 off)  
 C18 22µ 16V electrolytic  
 C2, ~~C8~~ C9 1µ 63V electrolytic (2 off)  
 C3, C10, C15-C17 100n polyester (5 off)  
 C4, C11 10n polystyrene (2 off)  
 C5, C12 1n polystyrene (2 off)  
 C6, C13 220p polystyrene (2 off)  
 C7, C14 330p polystyrene (2 off)

### POTENTIOMETERS

VR1, VR3 10k skeleton (2 off)  
 VR2 1M mono rotary  
 VR4 10k ~~100k~~ mono rotary  
 VR5 10k mono rotary

### SEMICONDUCTORS

D1-D9, D18 1N4148 (10 off)  
 TR1, TR2, TR6 BF259 (3 off)  
 TR3 BC549  
 IC1 TL082  
 IC2 4093  
 IC3 4013  
 IC4 LM6361

### SWITCHES

S1 2p 6W pcb mounting  
 S2, S3 min spdt (2 off)  
 S4 min dpdt

The scope tube and base are available from Langrex Supplies Ltd, 1 Mayo Road, Croydon, Surrey CR0 2QP. 01-684 1166. (This new address and telephone number replace those quoted last month)

Connect a multimeter across IC1A pin 1 and the -5V line. With S1 set for slower speeds, rotate the wiper of VR1 until the meter shows that the oscillator is running. This will be apparent from seeing the meter needle slowly rise, then rapidly fall back. Check that VR2 can vary the rate. The fast ramping selection by S1 will not be too apparent on a meter, but this can be checked once connection to the tube has been made.

Now correctly connect VR2 to pcb pin 10, wire in S2, then insert IC2, IC3 and IC4. Continue monitoring IC1A pin 1, switch on S2 and check that repetitive ramping still occurs as before. Switching S2 open should stop the ramp. Temporarily connect the output of the 50Hz generator from the psu pcb to arrow S7p of S3. With S3 in either position, and VR5 fully turned up, the ramping should restart.

Switch off, connect up VR4 and bring the +250V line from psu pcb pin 41 to time base pcb pin 18. Switch on and

monitor the +250V line on a meter. If necessary, readjust VR11 until +250V is obtained.

Next monitor the collector of TR1, switch the ramp to a continuous slow rate and adjust VR3 until the meter needle can be seen swinging back and forth with a midpoint around the 200V mark. Further adjustment can be made following connection to the tube. Now monitor the voltage swing at the collector of TR2 and check that VR4 is capable of varying the swing range up and down, then set VR4 for a midpoint swing of about 200V.

### TUBE CONNECTION

Before connecting the X-trace leads to the tube base, first adjust the four temporary deflection pots, discussed last month, and position the beam spot in the centre. Then completely disconnect the two temporary X-axis pots, but leave the two Y-axis pots in place. Take the X tags of the tube base to their respective pcb points (pins 17 and 20).

Upon switching on again adjust VR4 until the horizontal trace is central across the screen. Now adjust VR3 until the trace length almost crosses the full screen width, readjusting VR4 if necessary.

Switching S1 between timing ranges, it may be apparent that the trace starts at different screen positions. If so, adjust VR1 until the start points are more uniformly matched. If you find the ramp reluctant to start at the slowest setting, slightly readjust VR1. Now readjust VR3 until the trace extends slightly off the screen to both sides. Recheck the +250V line and if necessary readjust VR11.

That concludes the time base generator, but I regret you'll have to wait until next month for the Y-axis controls and dual-beam splitter. **PE**

### NEXT MONTH

Details of the input amplifiers and guidelines on using a scope.

# ADVANCED TELETEXT RECEIVER

BY ANDREW ARMSTRONG

TV FOR THE BBC

*A first step towards letting your computer watch tv for you – and having something to talk about later.*

The Advanced Teletext Receiver is an accessory for the BBC range of computers to permit the computer to display teletext (Ceefax and Oracle) information. It is also intended to download telesoftware – computer programs transmitted on Ceefax on BBC2.

The unit is compact and is housed in a smart plastic case. It measures 220 x 110 x 45mm, and can be wall mounted or free standing. It is powered from the external power socket on the Beeb, and plugs in to the user port.

## IN THE PLASTIC


My review copy arrived well packed in a cardboard box padded with foam. With its attractive looking handbook and smart case it looked encouraging.

The initial instructions of how to make it function were straightforward and simple to follow. There is a rom which must be installed, and the instructions are quite precise about which sockets it may or may not be installed in. The bus connector can physically plug in either way round, but the instructions make enough play of this that no one has any excuse for plugging it in the wrong way round.

About ten minutes after opening the package I was ready to switch on. About half a second after I typed in \*TELETEXT the monitor displayed the index on page 100. The channel tuning information is stored in non-volatile memory in the teletext receiver, and it had clearly been programmed before dispatch for channels in use in my area.

The tuning procedure is in any event straightforward, as I found when I tuned to an adjacent regions ITV service.

Operation of the unit as a basic teletext receiver is very much like using a television for the same purpose. Of course, you can't view the television programme at the same time even if you are using a television receiver as the monitor. This means that the you cannot make use of subtitles broadcast with some programs, even though the



"Subtitles" function is included in the rom which operates the system. I gather that this function is included only because it is in the teletext specification.

As a basic teletext receiver, operated in the "terminal mode", the unit has more facilities than the average television set. It can store pages of information for display later. It also anticipates the user turning to the next or previous page in a sequence, or to linked pages, and stores them ready for use.

## LOAD YOUR PROGRAM

If you have a storage device such as a disk drive attached to your Beeb, then the teletext receiver can be used to download telesoftware to it. The BBC transmits a number of Basic programs, machine code programs, and text files for use by the computer. These are transmitted on pages above 700 on BBC2. This is where the manual starts

to fall down, although to be fair it is not worse than the general standard of BBC Micro information at this point.

In testing the telesoftware function, I simply followed the instructions in the handbook to see what would happen. This is a procedure which often works and leads to a quick understanding of how to operate the function. It didn't work, of course, because I had unplugged the disk drive's power plug to plug in the teletext adaptor. There was no "currently selected filing system", as the manual says, and therefore no means to store the telesoftware. In my innocence I had thought that it would store downloaded information in memory, but no such luck.

In fact, inspection of the manual shows no mention of "currently selected filing system" in the section on downloading telesoftware; this is only mentioned in the introduction. But then, one should instinctively know . . . Perhaps if the section on downloading

telesoftware had said something similar to: "To download telesoftware, select a storage system (disk, tape, or network) before entering terminal mode" it would have been clearer. To avoid needing to consult the Beeb's own manual, the further comment "for example \*DISK" would have helped.

## BASIC

"How do I make it do something?" I asked the man at GIS. There appear to be two main ways. The first is to use a T connector to connect two leads to the Beeb's output socket and use a disk drive at the same time as the teletext receiver. The other is to write a Basic program to grab pages of information and transfer them to memory. "There is an example on page 71" I was told. I was warned about the error on one parameter, where a 1 becomes a 0 in one place, but not about the other misprint or about the need to add PROCedures from other pages to make the program work. I am informed that the manual is to be reprinted with some corrections in the near future, and that meanwhile a sheet of errata is to be sent with the manuals.

It did eventually claim to have loaded some telesoftware, but it was not possible to do anything with it, in part because the screen area in operation had

been reduced to three lines of text by some side effect of the program, and partly because there was no obvious means of using software stored in memory anyway.

The later acquisition of a suitable connector to power the disk drive as well as the teletext adaptor did permit the downloading of some software, and a text file. Some of the programs worked and some complained that the BBC model B had not got enough memory, which was not the fault of the teletext adaptor. One program which I thought clever used the teletext adaptor to access information on exchange rates, and then do up to date currency calculations for any selected country.

With a disk drive, it was as easy to download software as it had been difficult before. The file is automatically stored on disk, under the name with which it is transmitted. A general word of warning here; do read the notes on the programs before using them, because many programs are in pairs, the first one being used to provide instructions and then call a second program.

It seems clear that the convenient way for most people to use telesoftware would be to have a disk drive either separately powered or running from the Beeb via a T adaptor, or (at a pinch) a

cassette recorder with its motor controlled by the Beeb. To make use of the telesoftware without a storage device connected you would need to know your way around the operating system, the osword and the osbyte etc, as well as I know my way to the local boozier.

The Beeb is an idiosyncratic computer, and it is likely that many Beeb enthusiasts will already have this knowledge. If you do not, you would do well to have a disk drive and the means to power it at the same time as the teletext receiver.

I am told that a version of the teletext receiver to suit IBM PC compatible computers will be out soon (probably by the time this sees print) and that the BBC are to transmit telesoftware for PC compatibles. As all PCs have disk drives, storing the downloaded information should present no problems. Equally, the use of an MSDOS disk based system opens the door for an even more comprehensive control software package. It should be easier to control with a more generic form of Basic, or even from BATch files.

BBC Advanced Teletext Receiver is priced at £149 and is available from General Information Systems Ltd, Croxton Park, Croxton, Cambs, PE19 4SY.

PE

**MINIATURE PASSIVE INFRA-RED SENSOR RP33**

Detects Intrusion up to 12 Metres Away

Size: only 80x60x40mm. Wide 85° coverage. Switchable detection indicator.

This advanced intrusion detector operates by detecting the body heat of an intruder moving within the detection field whilst ignoring ambient changes. Easily installed in a room or hallway, the unit provides reliable detection of any intrusion. Operating from a 12V supply and requiring only 15mA. It is ideal for use with the CA 1362 or any equivalent high quality control unit. Supplied with full instructions its performance compares with detectors costing more than twice the price

Only **£23.95** + VAT  
Quantity discounts start at 3 units

# SECURITY

SYSTEMS, MODULES, COMPONENTS

## SAVE £££'s

BY INSTALLING YOURSELF

**CA 1382 ADVANCED CONTROL UNIT** that's simple to install and operate.

- Fully automatic siren re-set.
- Audible entry/exit warning.
- Alarm sounded memory.
- 2 separate loop inputs - 24hr circuits.
- Built-in electronic siren driver
- Easily installed, full Instructions supplied.

The latest control panel provides effective and reliable control for all types of security Installations. Its advanced circuitry checks the loop circuits every time it is switched on, preventing incorrect operation. Using a simple 'on/off' key switch, it is easily operated by all members of the family. In addition it provides 24hr personal attack protection. Housed in a steel case, it is supplied with full operating instructions

Available in kit form with fully-built electronics. **£39.95 + VAT.**

Only **£44.95 + VAT**

**INFRA-RED SYSTEM IR 1470**

Consists of a separate transmitter & receiver, the system provides an invisible modulated beam which when broken operates the built-in relay. For use with security systems, but also ideal for photographic purposes and industrial applications.

Size: 80x50x35mm.

Only **£25.61 + VAT**

**CPU 9000 SELF-CONTAINED ALARM SYSTEM**

Immediate Security Without Installation

For Homes, Storerooms, Clubhouses, Caravans, etc.

- Detects intruders up to 30ft.
- Penetrating 103db Siren with auto reset
- Compact size only 203x180x78mm
- Easily extended for coverage of additional rooms or large areas.

This exciting new System which contains a Passive Infra-Red Sensor, Control Unit and Power Supply together with a high output Siren all housed in the one compact steel case, provides immediate protection of a chosen area without the need for costly wiring and expensive installation costs. Operating from a standard 240V supply, provision has been made to incorporate a re-chargable 12V battery which is capable of operating the System for up to 10 days before re-charging becomes necessary, and which is carried out by the built-in charger. Where protection of more than one room is required, additional sensors may be wired to the main unit. An external siren unit may also be fitted to warn neighbours. Supplied with 2 keys and full operating instructions, the unit is fully guaranteed for 12 months. Immediate protection for only:

**Priced £67.72 + VAT**

**CA 1250 LOW COST ALARM CONTROL MODULE**

This tried and tested control unit represents the finest value for money in control systems, providing the following features:

- Built-in electronic siren drives 2 loudspeakers
- Provides exit and entrance delays together with fixed alarm time
- Battery back-up with trickle charge facility
- Operates with magnetic switches, pressure pads, ultrasonic or I.R. units
- Anti-tamper and panic facility
- Stabilised output voltage
- 2 operating modes full alarm anti tamper and panic facility
- Screw connections for ease of installation
- Separate relay contracts for external loads
- Test loop facility.

Price **£19.95 + VAT**

**HW 1250 - ATTRACTIVE HOUSING PLUS HARDWARE FOR CA 1250**

An attractive steel case designed to house the Control Unit CA 1250 together with the appropriate LED indicators and key switch (available separately). Supplied with the necessary pillars, fixings, and punched front panel, the unit is given a professional appearance by the adhesive silk screened label. Size 200x180x700mm.

Only **£9.50 + VAT**

**DIGITAL ULTRASONIC DETECTOR US 5063**

This advanced module uses crystal control transmitter and digital signal processing to detect movement at distances of up to 20ft or more. With built-in timing and 12V operation, it is ideal for a wide range of security applications.

Only **£13.95 + VAT.**

Suitable steel enclosure complete with necessary mounting pillars and fixings.

Only **£2.95 + VAT**

**RISCOMP LIMITED** Callers by Appointment Office hours Mon - Fri 9am - 5pm

Dept. PE12, 51 Poppy Road, Princes Risborough, Bucks. HP17 9DB

## The Security Specialist

P&P U.K. Orders 75p per order  
Export add 10%  
Tel: (084 44) 6326  
Fax: 08444 7102

ORDER BY MAIL OR TELEPHONE

**LIGHTING CONTROLLER DP 3570**

This versatile module provides timed switching of loads up to 3A for pre-set times between 10 secs and 5 mins, the timed period being triggered by the opening or closing of an external loop or switch. The built-in 12V 250mA power supply is available for operating external sensors. Suitable plastic enclosure **£2.85 + VAT**

Only **£13.95 + VAT**

**POWER SUPPLY & MAINS SWITCHING UNIT PS 1265**

In addition to providing 12V stabilised output of 700mA, this module may be used to provide a switched 240V output for operating security lighting etc. when used in conjunction with the CA 1362, CA 1250, CPU 9000 etc.

Suitable plastic enclosure **£2.85 + VAT.**

Priced at **£12.95 + VAT.**

# MAGENTA ELECTRONICS Ltd

## PROJECT KITS

Magenta supply Full Kits: Including PCB's (or Stripboard), Hardware, Components, and Cases (unless stated). Please state Kit Reference Number, Kit Title, and Price, when ordering. REPRINTS: If you do not have the issue of E.E. which includes the project, you will need to order the instruction reprint as an extra: 80p each. Reprints are also available separately—Send £1 in stamps.

REF NO.	KIT-TITLE	PRICE	REF NO.	KIT-TITLE	PRICE
789	AMSTRAD P10 Sept 88	(phone)	542	PERSONAL RADIO June 86	£11.53
790	TIME SWITCH Aug 88	£17.61	543	WATCHDOG June 86	£8.24
797	SPEAKER July 88	£3.99	529	MINI STROBE May 86	£13.86
796	UNIVERSAL NICAD CHARGER July 88	£6.99	528	PA AMPLIFIER May 86	£26.95
795	ISOLINK July 88	£24.51	523	STEREO REVERB Apr 86	£26.44
794	VIDEO WIPER July 88	£33.59	524	VERSATILE PSU Apr 86	£24.69
793	HEADLIGHT REMINDER June 88	£7.99	526	PRELOADER Apr 86	£8.48
792	DOOR SENTINEL May 88	£12.81	513	BBC MIDI INTERFACE Mar 86	£27.94
791	SUPER SOUND EFFECTS GENERATOR May 88	£12.99	514	INTERVAL TIMER Mar 86	£18.87
790	CABLE & PIPE LOCATOR April 88	£15.35	515	STEREO HI-FI PRE-AMP	£45.19
779	STEREO NOISE GATE April 88	£26.98	512	MAINS TESTER & FUSE FINDER Mar 86	£8.82
778	INDUCTIVE PROXIMITY DET. April 88	£8.63	503	FUNCTION GENERATOR Feb 86	£24.94
777	LOW FUEL ALERT April 88	£6.43	504	POWER SUPPLY FOR ABOVE	£7.82
772	SEMICONDUCTOR TESTER Mar 88	£23.51	497	MUSICAL OODOR BELL Jan 86	£18.72
776	LIE DETECTOR Mar 88	£11.80	493	DIGITAL CAPACITANCE METER Dec 85	£41.55
775	ENVELOPE SHAPER Mar 88	£14.99	481	SOLDERING IRON CONTROLLER Oct 85	£5.47
774	SOS ALERT Mar 88	£3.36	473	R.J.A.A. PRE-AMP Sept 85	£16.74
769	VARIABLE 25V-2A BENCH POWER SUPPLY Feb 88	£49.73	464	STEPPER MOTOR INTERFACE FOR THE BBC: COMPUTER less case Aug 85	£11.68
770	CAR LAMP CHECKING SYST. Feb 88	£7.10		1035 STEPPER MOTOR EXTRA OPTIONAL POWER SUPPLY PARTS	£14.50
770	GAME TIMER Feb 88	£14.32		CONTINUITY TESTER July 85	£5.20
765	QUIZMASTER Jan 88	£18.96	469	AMSTRAD USER PORT July 85	£17.67
767	TRANSISTOR CURVE TRACER (BBC)	£14.98	456	ELECTRONIC DOORBELL June 85	£7.56
763	AUDIO SIGNAL GENERATOR Dec 87	£13.64	453	GRAPHIC EQUALISER June 85	£26.94
764	DUAL MAINS LIGHTS FLASHER Dec 87	£20.98	444	INSULATION TESTER Apr 85	£19.58
739	ACCENTED BEAT METRONOME Nov 87	£20.95	432	GAMES TIMER Jan 85	£9.11
740	ACOUSTIC PROBE Nov 87		430	SPECTRUM AMPLIFIER Jan 85	£6.91
	(less bolt & probe)	£16.26	417	DOOR CHIME Dec 84	£18.78
741	BBC SIDEWAYS RAM/ROM Nov 87	£27.53	392	BBC MICRO AUDIO STORAGE SCOPE INTERFACE Nov 84	£26.25
744	VIDEO CONTROLLER Oct 87	£29.14		PROXIMITY ALARM Nov 84	£22.66
745	TRANSTEST Oct 87	£9.70	397	MAINS CABLE DETECTOR Oct 84	£5.53
734	AUTOMATIC PORCH LIGHT Oct 87	£17.17	396	DRILL SPEED CONTROLLER Oct 84	£8.68
735	CARAVAN FRIDGE ALERT Oct 87	£5.44	391	GUITAR HEAD PHONE AMPLIFIER Sept 84	£7.99
736	STATIC MONITOR Oct 87	£8.66	362	VARIAC AP AM RADIO May 84	£13.15
723	ELECTRONIC MULTIMETER Sept 87	£46.96	363	EXPERIMENTAL POWER SUPPLY May 84	£23.58
729	NOISE GATE Sept 87	£23.25	364	SIMPLE LOOP BURGLAR ALARM May 84	£17.16
728	PERSONAL STEREO AMP Sept 87	£14.31	358	FUSE/DIODE CHECKER Apr 84	£4.35
730	BURST-FREE MAINS CONTROLLER Sept 87	£13.57	356	QUASI STEREO ADAPTOR Apr 84	£13.73
724	SUPER SOUND ADAPTOR Aug 87	£38.39	344	SIGNAL TRACER Feb 84	£18.77
718	3 BAND 1.6-30MHz RADIO Aug 87	£26.53	337	BIOLOGICAL AMPLIFIER Jan 84	£24.14
719	BUCCANEER I.B. METAL DETECTOR inc. coils and case, less handle and hardware July 87	£26.45	334	CONTINUITY TESTER Dec 83	£12.59
720	DIGITAL COUNTER/FREQ METER (10MHz) inc. case July 87	£67.07	332	CHILDREN'S DISCO LIGHTS Dec 83	£10.48
721	MONOMIX July 87	£21.00	301	NOVEL EGG TIMER Dec 83 inc. case	£12.90
722	FERROSTAT July 87	£12.14	299	STORAGE SCOPE INTERFACE FOR BBC MICRO Aug 83 less software	£19.34
711	VISUAL GUITAR TUNER Jun 87	£22.99		HIGH POWER INTERFACE BOARD Aug 83 no case	£12.99
715	MINI DISCO LIGHT Jun 87	£12.59	292	USER PORT V.D. BOARD less cable + plug	£13.22
709	WINDSCREEN WASHER WARNING May 87	£5.12	293	USER PORT CONTROL BOARD July 83 less cable + plug + case	£21.67
708	FRIDGE ALARM May 87	£9.88	277	MW PERSONAL RADIO less case, May 83	£9.60
707	EQUALIZER (HONISER) May 87	£15.53	278	MOISTURE DETECTOR May 83	£6.88
706	BUBB LIFE EXTENDER April 87 (less case)	£5.24	270	NOVELTY EGG TIMER April 83 less case	£6.91
703	EXP. SPEECH RECOGNITION April 87	£20.98	263	BUZZ OFF March 83	£5.88
700	ACTIVE VR BURGLAR ALARM Mar 87	£36.85	262	PUSH BIKE ALARM Feb 83	£14.77
591	VIDEO GUARD Feb 87	£16.39	255	XZ TAPE CONTROL Nov 82	£8.96
593	CAR VOLTAGE MONITOR Feb 87	£12.98	242	2-WAY INTERCOM July 82 no case	£5.69
584	SPECTRUM SPEECH SYNTH. (no ca) Feb 87	£20.92	243	REFLEX TESTER July 82	£9.79
578	SPECTRUM VO PORT less case, Feb 87	£9.44	240	EGG TIMER June 82	£6.86
579	STEPPING MOTOR BOOSTER (for above) Feb 87	£5.45	237	CAR LED VOLT METER less case, May 82	£4.00
575	HANDS-OFF INTERCOM (per station) inc. case Jan 87	£10.45	225	CAMERA OR FLASH GUN TRIGGER Mar 82 less tripod bushes	£17.20
589	CAR ALARM Dec 86	£12.47	205	SUSTAIN UNIT Oct 81	£17.63
571	RANDOM NUMBER GENERATOR Dec 86	£15.72	206	TAPE NOISE LIMITER Oct 81	£5.976.27
588	BBC 16K SIDEWAYS RAM Dec 86	£12.97	207	HEADS AND TAILS GAME Oct 81	£3.47
564	CAR FLASHER WARM 'G Nov 86	£9.37	209	PHOTO FLASH SLAVE Oct 81	£4.79
563	200MHz DIG. FREQUENCY METER Nov 86	£82.98	211	FUZZ BOX Oct 81	£10.05
562	10 WATT AUDIO AMPLIFIER Oct 86	£36.70	197	0-12V POWER SUPPLY Sept 81	£24.55
561	LIGHT RIDER LAPEL BADGE Oct 86	£10.20	181	SOIL MOISTURE INDICATOR E.E. May 81	£5.66
560	LIGHT RIDER DISCO VERSION	£19.62	149	GUITAR PRACTICE AMPLIFIER Nov 80	£22.95
559	LIGHT RIDER 16 LED VERSION	£13.64		SOUND TO LIGHT Nov 80 3 channel	£29.38
558	SCRATCH BLANKER Sept 86	£56.83	124	SPRING LINE REVERB UNIT Jan 80	£34.27
556	INFRA-RED BEAM ALARM Sept 86	£29.35	122	UNIBOARD BURGLAR ALARM Dec 79	£8.38
555	FREEZER FAILURE ALARM Sept 86	£15.50	118	DARKROOM TIMER July 79	£4.03
554	CAR TIMER Sept 86	£8.72	113	MICROCHIME DOORBELL Feb 79	£21.99
553	BATTERY TESTER Aug 86	£7.19	111	SOUND TO LIGHT Sept 78	£18.98
544	TILT ALARM July 86	£7.82	108	IN SITU TRANSISTOR TESTOR Jun 78	£9.42
546	CARAVAN BATTERY MONITOR July 86	£17.17	106	WORLD SOUND EFFECTS GEN Mar 78	£7.82
547	SQUEEKIE CONTINUITY TESTER July 86	£3.52	101	ELECTRONIC DICE Mar 77	£6.25
548	ELECTRONIC SCARECROW July 86	£8.87			
548	PERCUSSION SYNTH June 86	£30.43			

**MAGENTA ELECTRONICS LTD.**  
SHOP NOW OPEN - CALLERS WELCOME



PE11, 135 HUNTER STREET,  
BURTON-ON-TRENT,  
STAFFS. DE14 2ST.  
0283 65435, Mon-Fri 9-5  
Access/Barclaycard (Visa) by  
phone or post.  
24 hr Answerphone for credit  
card orders.  
Our prices include VAT

ADD £1 P&P TO ALL ORDERS.  
PRICES INCLUDE VAT.  
SAE ALL ENQUIRIES.  
OFFICIAL ORDERS WELCOME  
OVERSEAS: Payment must be  
sterling.  
IRISH REPUBLIC and BFPO. UK  
PRICES.  
EUROPE: UK PRICES plus 10%.  
ELSEWHERE: write for quote  
SHOP HOURS: 9-5 MON-FRI.

## TOP KITS

### MOSFET VARIABLE BENCH 25V 2.5A POWER SUPPLY




A superb design giving 0-25V and 0-2.5A. Twin panel meters indicate Voltage and Current. Voltage is variable from zero to 25V. Current-Limit control allows Constant Current charging of NICAD batteries, and protects circuits from overload. A Toroidal transformer MOSFET power output device, and Quad op-amp IC design give excellent performance.

OUR KIT REF. 769 £49.73

COMPONENTS, KITS, BOOKS, TOOLS,  
MOTORS, GEARS, PULLEYS, OPTICAL  
FIBRES, ROBOTICS, AND MUCH MUCH  
MORE-IN OUR  
NEW CATALOGUE £1.00

### MOTOR- GEARBOX ASSEMBLIES

Miniature gearboxes complete with quality electric motor. Variable ratios by fitting 1 to 6 gears. 1.5-4.5v, 3-2200 rpm. Long 3mm shaft. Ideal for robots and buggies.



SMALL (MGS) £3.49 LARGE (MGL) £3.98

### ADVENTURES WITH ELECTRONICS

An easy to follow book suitable for all ages. No soldering, uses an S DEC breadboard. Lots of clear diagrams and instructions to build 16 projects. Component pack includes S DEC and all components for the projects.

LEGO Technic Sets  
TEACHERS WE ARE STOCKISTS OF THE WHOLE RANGE. CONTACT US FOR BROCHURES. VERY COMPETITIVE PRICES AND QUICK DELIVERIES


### STEPPING MOTORS 12 VOLT

48 STEPS 1035 £14.50  
200 STEPS MD200 £18.80

OPTICAL  
FIBRES  
TRIAL  
PACK OF  
10  
METRES.  
Nine  
assorted  
types  
& data.  
**£1.99**



0283 65435



# FROM MAGENTA

## A SELECTION OF OUR BEST PROJECT KITS

As usual these kits come complete with printed circuit boards, cases, all components, nuts, screws, wire etc. All have been tested by our engineers (many of them are our own designs) to ensure that you get excellent results.

### INSULATION TESTER

An electronic High Voltage tester for mains appliances and wiring. An inverter circuit produces 500 volts from a PP3 battery and applies it to the circuit under test. Reads insulation up to 100 Megohms. Completely safe in use.



**OUR KIT REF 444 £19.58**

## DIGITAL CAPACITANCE METER

Simple and accurate (1%) measurements of capacitors from a few pF up to 1,000 uF. Clear 5 digit LED display indicates exact value. Three ranges -- pF, nF, and uF. Just connect the capacitor, press the button and read the value.



**£41.55  
OUR KIT  
REF 493**

## 3 BAND SHORTWAVE RADIO

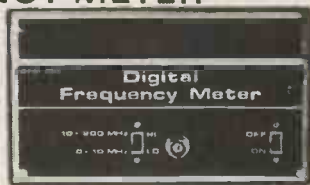
Covers 1.6-30 MHz in 3 bands using modern miniature coils. Audio output is via a built-in loudspeaker. Advanced design gives excellent stability, sensitivity and selectivity. Simple to build.



**OUR KIT REF 718 £25.27**

## DIGITAL FREQUENCY METER 200 MHz

An 8 digit meter reading from A.F. up to 200 MHz in two ranges. Large 0.5" Red LED display. Ideal for AF and RF measurements, Amateur and C.B. frequencies.



**KIT REF 563 £62.98**


### 'EQUALISER' IONISER



A mains powered Ioniser that produces a breeze of negative ions in the air. A compact, safe, simple unit that uses a negligible amount of electricity.

**KIT REF 707 £15.53**

### SUPER SOUND-EFFECTS GENERATOR



A wide range SN76477 sound effects board giving: Bird Chirps, Sirens, Helicopters, Explosions, Phaser Guns, Steam Train sounds, and more. Supplied without a case.

**KIT REF 781 £12.99**

### VARIABLE VOLTAGE TRANSFORMERS

INPUT 220/240V AC 50/60 OUTPUT 0-260V  
200W 0.1 amp max £24.00 p&p £3.00 (£31.05 inc VAT)  
0.5KVA 2.5 amp max £26.50 £3.75 (£34.75 inc VAT)  
1KVA 5 amp max £34.00 £4.25 (£43.95 inc VAT)  
2KVA 10 amp max £49.00 £5.50 (£62.66 inc VAT)  
3KVA 15 amp max £65.00 £6.25 (£81.94 inc VAT)  
5KVA 25 amp max £115.00  
10KVA 50 amp max £190.00  
15KVA 75 amp max £285.00  
Carriage on request:



### 3-PHASE VV TRANSFORMERS

Dual input 200-240V or 380-415V Star Connected 3KVA 6KVA 10KVA available. Phone for details.

COMPREHENSIVE RANGE OF TRANSFORMERS-LT-ISOLATION & AUTO (110-240V Auto transfer either cased with American socket and mains lead or open frame type. Available for immediate delivery.

### ULTRA VIOLET BLACK LIGHT FLUORESCENT TUBES

4ft 40 watt £10.44 (£12.00 inc VAT) Caller only  
2ft 20 watt £7.44 + £1.25 p&p (£9.59 inc VAT)  
13in 10 watt £5.50 + 75p p&p (£7.19 inc VAT)  
12in 8 watt £4.50 + 75p p&p (£6.04 inc VAT)  
9in 6 watt £3.60 + 50p p&p (£4.72 inc VAT)  
6in 4 watt £3.60 + 50p p&p (£4.72 inc VAT)

### 230V AC BALLAST KIT for either 6in, 9in or 12in tubes

£5.50 + 55p p&p (£6.96 inc VAT)  
For 13in tubes £6.00 + 75p p&p (£7.15 inc VAT)

### 400 WATT UV LAMP & BALLAST

Complete £56.80 + £3.50 p&p (£69.35 inc VAT)

### 400 WATT UV LAMP

Only £28.00 + £2.50 p&p (£35.08 inc VAT)

### 175 WATT SELF BALLASTED BLACK LIGHT MERCURY BULBS

Available with BC or ES fitting £14.00 + £1.25 p&p (£17.54 inc VAT)

### 12 VOLT BILGE PUMPS

Buy direct from the importers

500 GPH 15ft head 3 amp £12.08 + £1.50 p&p (£15.62 inc VAT)

1750 GPH 15ft head 9 amp £19.25 + £2.00 p&p (£24.44 inc VAT)

### EPROM ERASURE KIT

Build your own EPROM ERASURE for a fraction of the price of a made-up unit kit of parts less case includes 12in 8 watt 2537 Angst Tube Ballast unit pair of bi-pin leads neon indicator on/off switch safety microswitch and circuit £13.60 + 75p p&p (£16.50 inc VAT)

### SUPER HY-LIGHT STROBE KIT

Designed for Disco, Theatrical uses etc.

Approx 16 joules. Adjustable speed £48.00 + £2.00 p&p (£57.50 inc VAT)

Case and reflector £20.00 + £2.00 p&p (£25.30 inc VAT)

SAE for further details including Hy-Light and Industrial Strobe Kits.

### WIDE RANGE OF XENON FLASH TUBES

Write/Phone your enquiries

### SOLID STATE RELAY

Single make will switch up to 250 V AC 10 amp. operating voltage 3-32 V DC silent contactless opto-isolated. Fraction of maker's price £3.00 + 50p p&p. Total inc VAT £4.03

### SPECIAL OFFER AC CAPACITORS

1.5 MFD 440V £2.00 5 MFD 440V £4.00  
2 MFD 440V £2.50 5.4 MFD 280V £2.00  
4.3 MFD 440V £3.50 6 MFD 660V £4.00  
p+p 50p per unit plus VAT to be added to total.

### TORN CENTRIFUGAL BLOWER

230V ac 2,800 RPM 0.8amp 130mm diameter impeller outlet 63 x 37mm overall size 195 x 160 x 150mm long. Price £17.50 + £2.50 p&p (£23 inc VAT)

### SHADED POLE GEAR MOTORS

In the following sizes:  
9 RPM 12 RPM 80 RPM 160 RPM 110V AC or 240V AC with capacitors (supplied) Price inc. VAT + p&p £12.65

### GEARED MOTORS

Manufacturer's surplus new 38.3 RPM torque 35lb/in reversible 115V AC incl start capacitor and transformer for 230/240 AC. Ideal garage doors etc. Only £16 inc p&p + VAT.

### 12 V DC COOLER EXTRACTOR FAN

New brushless motor 92mm sq. Total inc p&p + VAT £11.50.

Suitable transformer for 240V AC operation.

£5.20 + £1.00 p&p. Total inc. VAT £7.13

### 57RPM 240V

Continuously rated reversible 60lb/in Manufactured by GEC. New ideal for garage doors, curtains etc. Incl capacitor. Only £18.00 + £2.00 p&p (£23.00 inc VAT)

### SOLID STATE EHT UNIT

Input 230/240V AC, Output approx 15KV. Producing 10mm spark. Built-in 10 sec timer. Easily modified for 20 sec, 30 sec to continuous. Designed for boiler ignition. Dozens of uses in the field of physics and electronics eg supplying neon or argon tubes etc. Price less case £8.50 + £1.00 p&p (£10.93 inc VAT) NMS

### COOLING FANS-BRAND NEW!

200/240V AC American Boxer 'Pewee' 7-bladed high efficiency cooling unit 80mm sq x 40mm deep 40cm approx

EX-EQUIPMENT FANS 120mm sq x 38mm deep in either 115V or 230V AC Tested and guaranteed Price £8.75 + £1.00 p&p (£10.07 inc VAT)

### From stock at prices that defy competition

C/F Blowers Program Timers  
Microswitches Synch Motors  
write/phone your enquiries

NMS = NEW MANUF SURPLUS  
R&T = RECONDITIONED AND TESTED

Ample  
Parking Space

Showroom open  
Monday/Friday

## SERVICE TRADING CO

57 BRIDGMAN ROAD, CHISWICK, LONDON W4 5BB

01-995 1560

ACCOUNT CUSTOMERS MIN. ORDER £10



## OBONIC LTD

32 Ludlow Road  
Guildford  
Surrey GU2 5NW  
Tel 0483 505260  
Telex 28604 Ref 1321

## INSPECTION MICROSCOPE

The compact design of the Spirig microscope allow almost any surface to be closely inspected.



The self illuminated pocket microscopes are about the size of a long slim pack of cigars. They weigh 4½ ounces and provide a clear 30-power magnification (with the Spirig - 30 £27.12), or a 100-power magnification (with the Spirig - 100 £42.89)

A SPIRIG COMPANY



### No. 1 LIST BAKERS DOZEN PACKS

All packs are £1 each, if you order 12 then you are entitled to another free. Please state which one you want. Note the figure on the extreme left of the pack ref number and the next figure is the quantity of items in the pack, finally a short description.

- BD1 5 13A junction boxes for adding extra points to your ring main circuit.
  - BD2 5 13A spurs provide a fused outlet to a ring main where devices such as a clock must not be switched off.
  - BD7 4 In flex switches with neon on/off lights, saves leaving things switched on.
  - BD9 2 6V 1A mains transformers upright mounting with fixed clamps.
  - BD11 1 6 1/2in speaker cabinet ideal for extensions, takes our speaker. Ref BD137.
  - BD13 12 30 watt reed switches, it's surprising what you can make with these - burglar alarms, secret switches, relay, etc., etc.
  - BD22 2 25 watt loud speaker two unit cross-overs.
  - BD29 1 B.O.A.C. stereo unit is wonderful value.
  - BD30 2 Nicad constant current chargers adapt to charge almost any nicad battery.
  - BD32 2 Humidity switches, as the air becomes damper the membrane stretches and operates a microswitch.
  - BD34 48 2 meter length of connecting wire all colour coded.
  - BD42 5 13A rocker switch three tags so on/off, or change over with centre off.
  - BD45 1 24hr time switch, ex-Electricity Board, automatically adjust for lengthening and shortening day original cost £40 each.
  - BD49 10 Neon valves, with series resistor, these make good night lights.
  - BD56 1 Mini uniselector, one use is for an electric jigsaw puzzle, we give circuit diagram for this. One pulse into motor, moves switch through one pole.
  - BD59 2 Flat solenoids - you could make your multi-lester read AC amps with this.
  - BD67 1 Suck or blow operated pressure switch, or it can be operated by any low pressure variation such as water level in water tanks.
  - BD91 2 Mains operated motors with gearbox. Final speed 16 rpm, 2 watt rated.
  - BD103A 1 6V 750mA power supply, nicely cased with mains input and 6V output leads.
  - BD120 2 Stripper boards, each contains a 400V 2A bridge rectifier and 14 other diodes and rectifiers as well as dozens of flex with white pvc cover.
  - BD122 10m Twins screened flex with white pvc cover.
  - BD126 10 Very fine drills for pcb boards etc. Normal cost about 80p each.
  - BD132 2 Plastic boxes approx 3in cube with square hole through top so ideal for interrupted beam switch.
  - BD134 10 Motors for model aeroplanes, spin to start so needs no switch.
  - BD139 6 Microphone inserts - magnetic 400 ohm also act as speakers.
  - BD148 4 Reed relay kits, you get 16 reed switches and 4 coil sets with notes on making c/o relays and other gadgets.
  - BD149 6 Safety cover for 13A sockets - prevent those inquisitive little fingers getting nasty shocks.
  - BD180 6 Neon indicators in panel mounting holders with lens.
  - BD193 6 5 amp 3 pin flush mounting sockets make a low cost disco panel.
  - BD196 1 In flex simmerstat - keeps your soldering iron etc. always at the ready.
  - BD199 1 Mains solenoid, very powerful, has 1in pull or could push 1lb modified.
  - BD201 8 Keyboard switches - made for computers but have many other applications.
  - BD210 4 Transistors type 2N3045, probably the most useful power transistor.
  - BD211 1 Electric clock, mains operated, put this in a box and you need never be late.
  - BD221 5 12V alarms, make a noise about as loud as a car horn. Slightly soiled but OK.
  - BD242 2 6in x 4in speakers, 4 ohm made from Radiomobile so very good quality.
  - BD246 2 Tacho generators, generate one volt per 100 revs.
  - BD252 1 Panostat, controls output of boiling ring from simmer up boll.
  - BD259 50 Leads with push-on 1/2in tags - a must for hook-ups - mains connections etc.
  - BD263 2 Oblong push switches for bell or chimes, these can mains up to 5 amps so could be foot switch if fitted into padstress.
  - BD268 1 Mini 1 watt amp for record player. Will also change speed of record player motor.
  - BD275 1 Guitar mic - clip-on type suits most amps.
  - BD283 3 Mild steel boxes approx 3in x 3in x 1in deep - standard electrical.
  - BD293 50 Mixed silicon diodes.
  - BD296 3 Car plugs with lead, fit into lighter socket.
  - BD305 1 Tubular dynamic mic with optional table rest.
- Most other packs still available and you can choose any as your free one.
- VERY POWERFUL 12 VOLT MOTORS - 1/2 HORSEPOWER** Made to drive the Sinclair C5 electric car but equally adaptable to power a go-cart, a mower, a rail car, model railway, etc. B brand new. Price £15.00 plus £2.00 postage. Our ref 15PB.



### ATARI 65XE COMPUTER

At 64k this is most powerful and suitable for home and business. Brand new, complete with PSU, TV lead, owner's manual and six games. Can be yours for only £45 plus £3 insured delivery.

**DATA RECORDERS** ACORN for Acorn Electron, etc., reference number ALF03, with TV lead, manual and PSU. Brand new. Price £10 plus £1.50 post. Order ref 10P44. ATARI XC12 for all their home computers. With leads and handbook. Brand new. Price £10 plus £2 post. Order ref 10P53.

**JOYSTICK FOR ATARI OR COMMODORE** for all Atari and Commodore 64 and Vic20. New. Price £5. Order ref 5P126.

**EXTRA SPECIAL OFFER** We will supply the Atari 65XE, data recorder XC12, joystick and six games for £57.50 plus £4 insured delivery.

**SUB-MIN TOGGLE SWITCH** Body size 8mm x 4mm x 7mm SBDT with chrome daily fixing nuts. 4 for £1. Order Ref. BD649.

**EX GPO MULTI-RANGE TEST METER 12/1** Complete in real leather case with carrying handle - this is a 20,000 OPU instrument, with 19 ranges including AC and DC volts - dc current 5mA to 1A 30rms ranges up to 20meg - the low ohms range is particularly useful, you will be able to read right down to one ohm and below. Not new but are in first class condition-tested and guaranteed. Price is £7.00. Order ref 7P5.

**Re-CHARGEABLE NICADS 'D' SIZE** These are tagged for easy joining together but tags, being spot welded, are easy to remove. Virtually unused, tested and guaranteed. £2.00 ref 2P141 or 6 wired together for £10.00 ref 10P47.

**RECORD PLAYER DECK BSR**, 12 volt operated, belt driven with an 11in turntable, stereo cartridge. It will play 7in-10in or 12in individually at either 45rpm or 33rpm. Fitted speed selector and pick-up cueing lever. Price £12 plus £3 postage. Order ref 12P4.

**2.5kw TANGENTIAL BLOW HEATER** has an approximate width of 8in (plus motor), elements made up of two 1.2kw sections so with switch available you can have 2.5kw, 1.2kw or cold blow. Over-heat cutout eliminates fire risk should fan stop or air flow be impeded. Fan blades are metal. Price £5 plus £2.50 post. Our ref 5P62. Switch 50p.

**ALBA TWIN CASSETTE RECORDER AND PLAYER WITH STEREO RADIO** This is a mains battery portable made to sell, we understand, at about £50 but the ones we have are line rejects. They are brand new still in the manufacturers' boxes but have a slight defect associated with the cassette section. The radio and amplifier section, both mono and stereo, is perfectly OK. If you are handy at mending things then this should be for you. Price £20 or two for £38 plus £3 insured post, either package. Our ref 20P7 or 2x 20 P7.

### LASER TUBE

Made by Philips Electrical. New and unused. This is helium-neon and has a typical power rating of 1.6mW. It emits random polarised light and is completely safe provided you do not look directly into the beam when eye damage could result. Do not use in the presence of children unless a diverging lens is fitted. **DON'T MISS THIS SPECIAL BARGAIN!** Price £29.95 plus £3 insured delivery.

**POWER SUPPLY FOR PHILIPS LASER** is now available in kit form. Price £13 plus £2 postage or made-up ready-to-use at £18 plus £2.50 postage. Our ref 13P1 for the kit and 18P1 for the made-up version.

**PAPST AXIAL FAN-MANUFACTURERS REF NO. TYP4560N.** This is mains operated. 15 watt rating and in a metal frame with metal blades so OK in high temperatures. Body size approx. 4 3/4" square x 1 3/8" thick. £6.00 each, plus £1.00 postage. Our ref 6P6.

**VERY POWERFUL MAGNETS** Although only less than 1" long and not much thicker than a pencil these are very difficult to pull apart. Could be used to operate embedded reed switches, etc. Price 50p each, 2 for £1.00. Ref BD642.



### ORGAN MASTER

Is a three octave musical keyboard. It is beautifully made, has gold plated contacts and is complete with ribbon cable and edge connector. Brand new, only £15 plus £3 postage. Order ref 15P15.

**MUSIC FROM YOUR SPECTRUM 128** We offer the Organ Master three octave keyboard, complete with leads and the interface which plugs into your 128. You can then compose, play, record, store, etc., your own music. Price £28 plus £3 special packing and postage. Order ref 28P2.

**20A DOUBLE POLE RELAY WITH 12V COIL** complete with mounting brackets made by the Japanese Omron Company. Price £2 each. Our Ref. 2P173A.

**TOROIDAL MAINS TRANSFORMER** with twin outputs. 6.3V 2A and 12V 600mA, so ideal for FDD power supply. Price £5. Our Ref. 5P122.

**DOUBLE MICRO CASSETTE DECK** made by the Japanese ABS company. This takes two micro cassettes and is complete with motors, solenoids to select the deck to use and record and playback heads. Price £10. Our Ref. 10P49.

**QUICK FIX MAINS CONNECTOR** A must for your workshop. Saves putting on plugs as you just push the wires under the spring clips. Automatically off when lid is up. Price £7.50. Our Ref. 7P51.

**BT HANDSET** with curly lead terminating with flat BT plug. Colour cream. Price £5. Our Ref. 5P123.

### POPULAR ITEMS

Some of the many items described in our current list which will you receive if you request it

**3 1/2in FDD CHINON 80 track 500k.** Shugart compatible interface. Standard connections. Interchangeable with most other 3 1/2in and 5 1/4in drives. Brand new £28.50 plus £3 insured post.

**CASE NOW AVAILABLE FOR THE CHINON F353** This is the 80 track, single sided one which we have been selling at £28.50. The case is sheet metal, finish in hammer-beige with ample ventilation and rubber feet. Overall size 4 1/4in x 7in x 1 1/2in approx. Designed to take the ribbon cable and 3 core power lead. Price £8. Our ref 8P21.

**3in FDD HITACHI HF03X3XA** Shugart compatible Interface 500k on 3in disc. Recommended for many Amstrads but interchangeable with most drives. £29.50 plus £3 insured post.

**FDD CASE AND POWER SUPPLY KIT** for the 3in or 3 1/2in. £11.00. Ref 11P2 for the Chinon, 11P3 for the Hitachi.

**9in MONITOR** made for ICL, uses Philips black and white tube. Brand new and complete but uncased. £18.00 plus £5.00 post.

**ACORN COMPUTER DATA RECORDER REF ALF03** Made for the Electron or BBC computers but suitable for most others. Complete with mains adaptor, leads and handbook. £10.00. Ref 10P44

**POWERFUL IONISER** Uses mains transformer. Generates approx. 10 times more ions than the normal diode/cap ladder circuits. Complete kit £11.50 plus £3.00 post.

**FREE POWER!** Can be yours if you use our solar cells - sturdily made modules with new system bubble magnifiers to concentrate the light and so eliminate the need for actual sunshine - they work just as well in bright light. Voltage input is 45-50v you join in series to get desired voltage - and in parallel for more amps. Module C gives 400mA, Price £2. Our ref. 2P199 Module D gives 700mA, Price £3. Our ref. 3P42.

**SOLAR POWERED NI-CAD CHARGER 4 Ni-Cad batteries AA (HP7)** charged in eight hours or two in only 4 hours. It is a complete, boxed ready to use unit. Price £8. Our ref. 8P3.

**90V 20A TRANSFORMER 'C'** Core construction so quite easy to adapt for other outputs - tapped mains input. Only £25 but very heavy so please add £5 if not collecting. Order Ref. 25P4.

**SWITCH AC LOADS WITH YOUR COMPUTER** This is easy and reliable if you use our solid state relay. It has no moving parts, has high input resistance and acts as a noise barrier and provides 4KW isolation between logic terminals. The turn-on voltage is not critical, anything between 3 and 30V, internal resistance is about 1K ohm. AC loads up to 10A can be switched. Price is £2 each. Ref. 2P183.

**METAL PROJECT BOX** Ideal size for battery charger, power supply etc.; sprayed grey, size 8in x 4 1/4in x 4in high, ends are lowered for ventilation other sides are flat and undrilled. Order Ref. 2P191. Price £1.

**BIG SMOOTHING CAPACITOR.** Sprague powerlytic 39,000uF at 50V. £3. Our ref. 3P41.

**4-CORE FLEX CABLE.** Cores separately insulated and grey PVC covered overall. Each copper core size 7/0.2mm. Ideal for long telephone runs or similar applications even at mains voltage. 20 metres £2. Our ref. 2P196 or 100 metres coil £8. Order ref. 8P19.

**6-CORE FLEX CABLE.** Description same as the 4-core above. Price 15 metres for £2. Our ref. 2P197 or 100 metres £9. Order ref. 9P1.

**TWIN GANG TUNING CAPACITOR.** Each section is .0005uF with trimmers and good length 1/4in spindle. Old but unused and in very good condition. £1 each. Our ref. BD630.

**13A PLUGS** Good British make complete with fuse, parcel of 5 for £2. Order ref. 2P185.

**13A ADAPTERS** Takes 2 13A plus, packet of 3 for £2. Order ref. 2P187.

**28V 0-20V Mains transformers** 2 1/2 amp (100 watt) loading, tapped primary. 200-245 upright mountings £4. Order ref. 4P24.

**BURGLAR ALARM BELL** - 8" gong OK for outside use if protected from rain. 12V battery operated. Price £8. Ref. 8P2.

**24 HOUR TIME SWITCH** - 16A changeover contacts, up to 6 on/off per day. Nicely cased, intended for wall mounting. Price £8. Ref. 8P6.

**CAPACITOR BARGAIN** - axial ended, 4700uF at 25V. Jap made, normally 50p each, you get 4 for £1. Our ref. 613.

**PIEZO ELECTRIC FAN** - An unusual fan, more like the one used by Madame Butterfly than the conventional type, it does not rotate. The air movement is caused by two vibrating arms. It is American made, mains operated, very economical and causes no interference, so is ideal for computer and instrument cooling. Price is only £1 each. Ref. BD598.

**SPRING LOADED TEST PRODS** - Heavy duty, made by the famous Bulgin company, very good quality. Price 4 for £1. Ref. BD597.

**ASTEC P.S.U.** - Switch mode type. Input set for +230V. Output 3.5 amps at +5V, 1.5 amps at +12V, and 3 amps at +5V. Should be OK for floppy disc drives. Regular price £30. Our price only £10. Ref. 10T34. Brand new and unused.

**APPLIANCE THERMOSTATS** - Spindle adjust type suitable for convector heaters or similar. Price 2 for £1. Ref. BD582.

**3-CORE FLEX BARGAIN No. 1** - Core size 1.25mm so suitable for long extension leads carrying up to 13 amps, or short leads up to 10amps. 15mm for £2. Ref. 2P190.

**3-CORE FLEX BARGAIN No. 2** - Core size 1.25mm so suitable for long extension leads carrying up to 13 amps, or short leads up to 25A. 10m for £2. Ref. 2P190.

**ALPHA-NUMERIC KEYBOARD** - This keyboard has 73 keys giving trouble free life and no contact bounce. The keys are arranged in two number pad, board size is approx. 13" x 4" - brand new but offered at only a fraction of its cost, namely £3 plus £1 post. Ref. 3P27.

**WIRE BARGAIN** - 500 metres 0.7mm solid copper tinned and p.v.c. covered. Only £3 plus £1 post. Ref. 3P31 - that's well under 1p per metre, and this wire is ideal for push on connections.

**INTERRUPTED BEAM KIT** - This kit enables you to make a switch that will trigger when a steady beam of infra-red or ordinary light is broken. Main components - relay, photo transistor, resistors and caps. etc. Circuit diagram but no case. Price £2. Ref. 2P15.

**1/4TH HORSEPOWER 12 VOLT MOTOR** Made by Smiths, the body length of this is approximately 3in, the diameter 3in and the spindle 3/8th of an inch diameter. It has a centre flange for fixing or can be fixed from the end by means of 2 nuts. A very powerful little motor which revs at 3,000 rpm. We have a large quantity of them so if you have any projects in mind then you could rely on supplies for at least two years. Price £6. Our ref 6P1, discount for quantities of 10 or more.



### OVER 400 GIFTS YOU CAN CHOOSE FROM

There is a total of over 400 packs in our Baker's dozen range and you become entitled to a free gift with each dozen packs. A classified list of these packs and our latest 'News Letter' will be enclosed with your goods, and you will automatically receive our next news letter.



### J & N BULL ELECTRICAL

Dept EE, 250 PORTLAND ROAD, HOVE BRIGHTON, SUSSEX BN3 50T

**MAIL ORDER TERMS:** Cash, P.O. or cheque with order. Orders under £20 add £1.50 service charge. Monthly account orders accepted from schools and public companies. Access & Barclay orders accepted. Brighton (0273) 734648 or 203500.

# DIGITAL ELECTRONICS

BY OWEN BISHOP

## PART 4 – DIGITAL CIRCUITS GATING THE FLIP-SIDE

*Logic circuits are fundamental to digital control, but, like all digital electronics, they're all just switches at heart. This month we look at two types: flip-flops and counters*

In the first part of this series there was a circuit that performed logic. It told you whether or not you would be able to watch the Six O'clock News on tv. This was a very trivial example, and it is not likely that you would actually want to build such a circuit. But it illustrates the idea that it is possible to build circuits to perform logical operations. The 'tv' logic circuit used ordinary switches but, to use logic that will control electronic circuits, it is preferable to use logic gates of the type we described in Part Two.

### LOGIC SYSTEMS

The main sections of a typical logic system are shown in Fig.1.

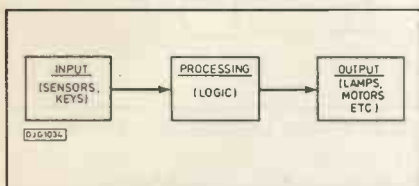


Fig.1 Sections of a typical logical system.

1. **Input** – the logic must be told what is happening in the world outside. In a manually controlled system, this section consists of switches, buttons or a keyboard to receive commands from the operator. An example of this was the 'Six O'clock News' logic system, which was operated by two switches. In an automatic system, such as a washing machine controller, the input section comprises sensors which detect water level, for example, or water temperature. There are also push-buttons or switches for selecting the required washing cycle and telling the machine to start.

2. **Processing** – this is the part of the system that performs the logic. Given a certain combination of inputs, it controls the actions of the output devices.

3. **Output** – this consists of output devices such as indicator lamps, sirens, heaters, motors and pumps.

These three sections or stages – input, processing and output – are found in almost all logical systems, from the simplest to the most complex. Incidentally, don't confuse the input and output sections of the system as a whole with the input and output terminals of parts of the system such as sensors or logic gates.

### SECURITY LOGIC

We will use the principle outlined above to design a security system. The system is to switch on a siren if a certain door is opened at night. During the day the door may be opened without sounding the siren. Two logical inputs are needed:

\* *light sensor* – to check for daylight or darkness.

\* *door sensor* – to check if the door is open or shut.

Later in this series we shall study some sensor circuits that could perform these functions but, for the moment, we shall adopt the 'black box' approach. Just think of each sensor as being a circuit with a logical output (1 or 0), as in Fig.2.

Before designing the processing section of the security system, we must consider the output device it has to control. In this example, the requirements are simple. The output device is a siren. We need a transistor to switch on a small audible warning device, or to switch on a relay to activate a high-power siren. Fig.3 shows its input conditions.

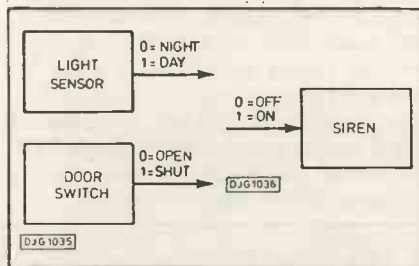


Fig.2 (left) Input and output.

Fig.3 (right) Devices for the security system.

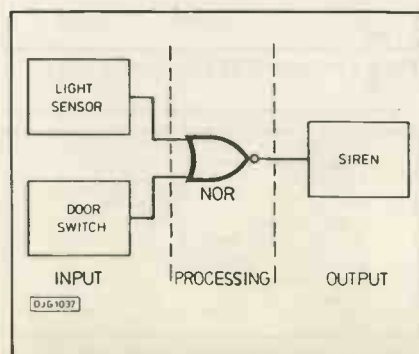


Fig.4 The security system.

Now for the interesting part, the logic that receives inputs from the input devices (Fig.2), performs its logical operations, and sends its output to the output device (Fig.3). The best way to set about the design is to set out the requirements in a truth table – a table showing what we want to happen. The table below lists all possible combinations of inputs:

Inputs		Output
Light sensor	Door sensor	
0	0	
0	1	
1	0	
1	1	

We fill in the output column to show what we want to happen for each combination of inputs. We want the siren to sound (output to siren = 1) if it is dark (light sensor output = 0) and if the door is open (door sensor output = 0). Under all other conditions the siren is to be silent (output to siren = 0). This is the truth table of our requirements.

Inputs		Output
Light sensor	Door sensor	Siren
0	0	1
0	1	0
1	0	0
1	1	0

Readers who have Part 2 handy will see that this is the truth table for nor. Therefore, a single nor gate performs the logic required. Fig.4 shows the complete circuit.

Now let's extend the system, to give greater security. We will add an extra sensor in the form of an alarm button that anyone can press at any time of day or night to make the siren sound. Fig.5 shows its output. Can you work out how to add this alarm button to the system?

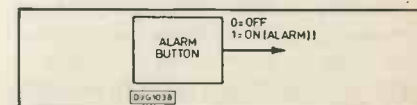


Fig.5 An additional input for the security system.

Check on your design by wiring up the circuit with logic gates and trying all possible combinations of inputs. (Answer on p.40).

Now can you re-design the system so that the alarm button and door sensor only operate during the night? (Hint: you may need to invert one of the sensor outputs).

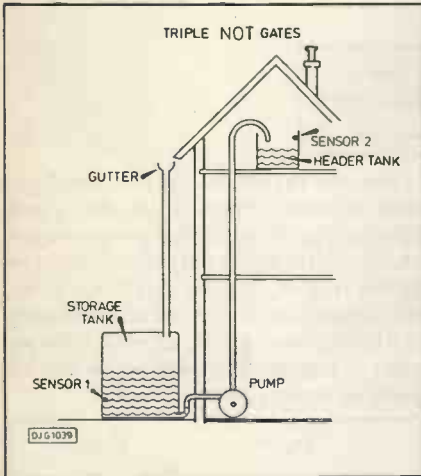


Fig. 6 Water pumping system.

Finally, here is another logic design problem. A large storage tank is filled by rain water from the roof (Fig. 6). An electric pump is used to pump water from the storage tank into a header tank in the loft. The pump must keep the header tank full, as long as there is water available in the storage tank. The pump must not operate to overflow the header tank or if the storage tank has too little water in it. The tanks have sensors that give output 0 when they are not covered by water, but output 1 when covered. In the header tank, sensor 1 is at the top, to detect when the tank is full (=1). In the storage tank, sensor 2 is near the bottom to detect when the tank is (nearly) empty (=0). What is the logic required? It would be an interesting practical project to build and operate a small-scale version of this system. But read the next section before you begin. A solution is given on p.40.

These have been fairly simple examples of logical design. But complicated ones, such as the control system of a washing machine or a computer printer, may all be tackled in the same way. We write down what we want to happen, convert this to truth tables and then to logic hardware. We need to keep a pretty clear head when doing this, but the few essential logical processes are the same no matter how complex the application.

## PRACTICAL DESIGN PROBLEMS

We tend to think that logic gates act instantaneously but, in practice, all gates take time to respond to a change of input. The time is very short by our standards. For example, a ttl gate takes about 10ns (1,000,000,000 nanosecond = 1 second). But the time is not short

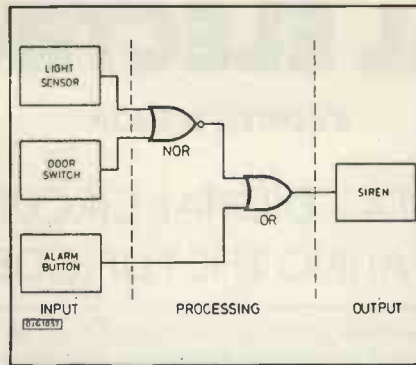


Fig. 7 Security system with alarm button.

when reckoned by logic standards. We may need to take it into account when designing logic circuits. For example, in Fig. 7 the result of a change in the input from the door switch has to pass through two gates before it reaches the siren, but the result of a change in the input from the alarm button has to pass through one. If we open the door and press the button at exactly the same time, there is a race through the system. The effect of pressing the button wins by 10ns! This is of no importance at all in this system but it is a good idea to have thought about it at the design stage and to have checked that it really is nothing to worry about. In a more complicated security system it could happen that a race results in the siren being triggered to sound when it should stay silent. There is more on these lines in the section below on counters.

Another point to consider when turning designs into hardware is economy in the number of ics required. In Fig. 7 for example, we need a nor gate and an or gate. It is uneconomical to use a 7402 for the nor and a 7432 for the or, so wasting three gates in each ic. With a little logical juggling you can set up the equivalent circuit using only nor (Fig. 8), in a single 7402 ic. The or is replaced by a nor followed by not (so this gives not-not-or, equivalent to or). Similarly, the circuit of Fig. 9 can be realised with a single 7402. As before, the not gate is replaced by a nor gate with its inputs connected.

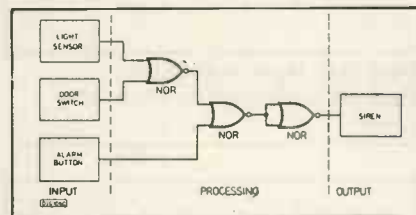


Fig. 8 The system of Fig. 7 using only NOR gates.

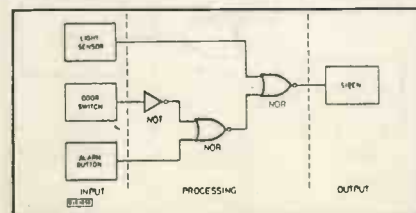


Fig. 9 The alarm button works only at night.

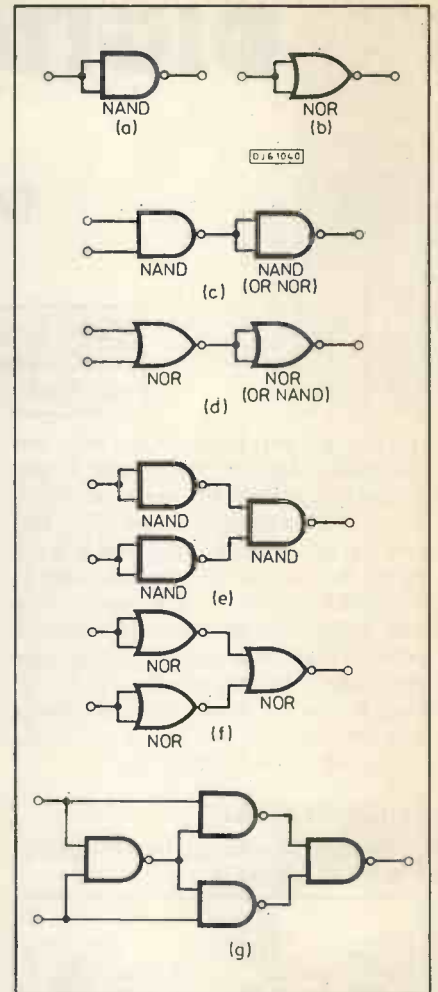


Fig. 10 Making up gates from NAND and NOR. (a) (b) = NOT; (c) = AND; (d) = NOR; (e) = OR; (f) = AND; (g) = exclusive OR.

When you are designing larger logical systems, count how many gates of each sort you need and try to reduce the number of ics to the minimum. This not only saves cost and current, but board space too. Usually it is better to try to work mainly nand and nor gates, as they can be pressed into service to substitute for other kinds of gate of which you may need only one or two (Fig. 10). The pumping circuit of Fig. 11, for example is better realised in nand than in and, for this allows the not gate to be obtained from a nand gate (Fig. 12).

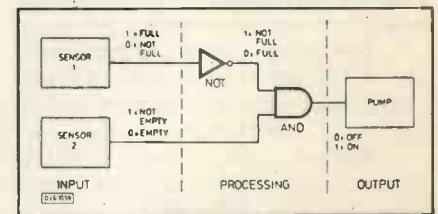


Fig. 11 Water pumping logic.

No matter how ingenious the design it seems to be an invariable law of logic circuitry that, when the design is finished, there is always just one gate that can not be catered for. An extra ic has to be included just for the sake of one of its

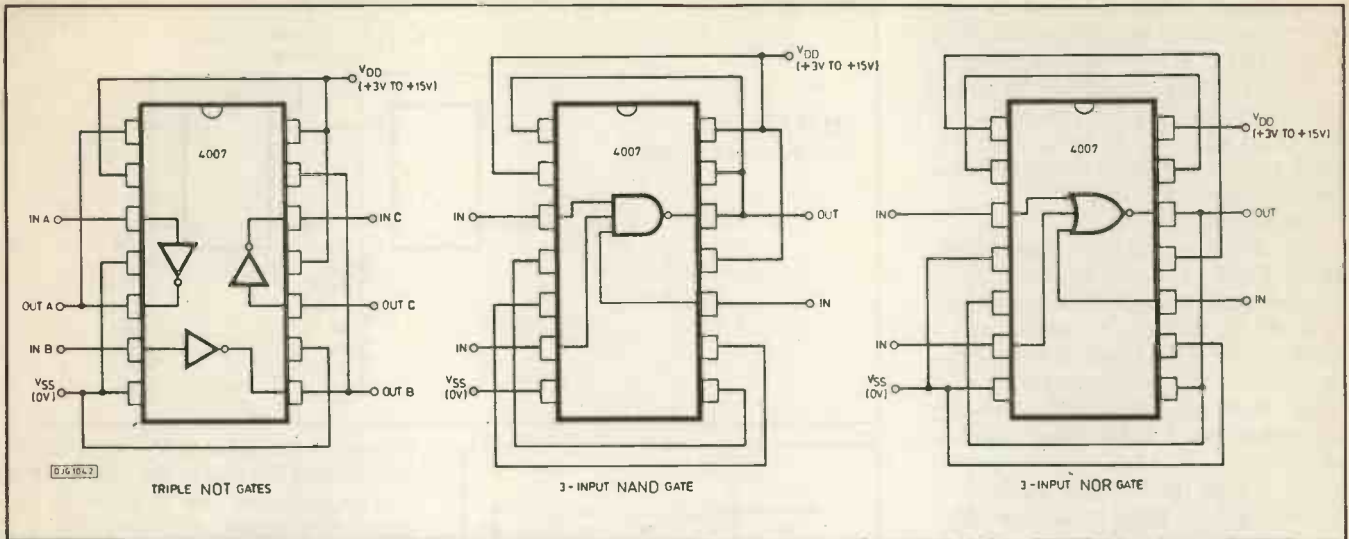


Fig.12 Some logic gates built from the 4007.

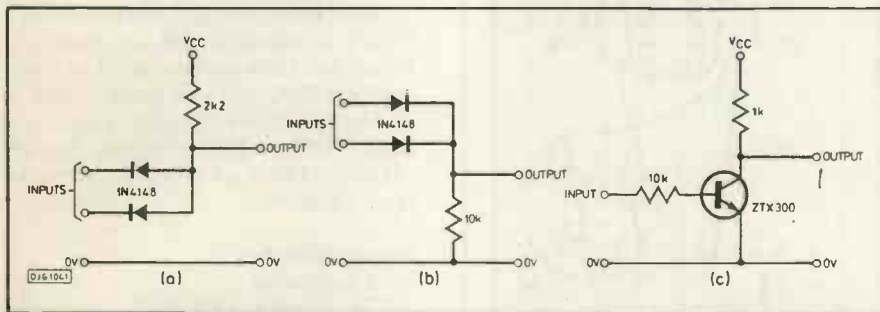


Fig.13 Mickey-Mouse logic. (a) 2-input AND gate; (b) 2-input OR gate; NOT gate.

gates. Sometimes you can get round this by building your own gate from diodes or transistors. This approach is known as Mickey-Mouse Logic or M<sup>2</sup>L for short. Fig.13 shows a few examples of M<sup>2</sup>L that you may find useful. Try these out on a breadboard to see how they work. But beware! M<sup>2</sup>L may sometimes not work well, especially at high speed. Check it!

Another way of providing the 'odd' gate is to use the cmos 4007 ic, as described in the next section.

## DO-IT-YOURSELF LOGIC

The 4007 is technically known as a 'complementary pair plus inverter'. It can be made to substitute for many kinds of gate. As usual, we treat the ic as a black box and simply show you how to make the necessary connections (Fig.12). There are external connections to be made, as shown in the diagrams. The 3-input gates can be used as 2-input gates if you wire any two of the inputs together. The 4007 has several other applications as a diy gate - refer to the manufacturer's data sheets.

## SEQUENTIAL LOGIC

In most of the logic circuits that we have looked at, there are a number of input terminals and one output terminal (though there can be more). The state of the output depends on the states of the inputs at *that moment*. One circuit that we looked at in Part 2, is not quite like that. This is the RS bistable (or flip-flop).

The state of its output (or outputs) depends on which of its two inputs was most recently made low. In other words, its *present* output state depends on what the input states were *some time ago*. Also, when the flip-flop is set, making the set input low has no effect; it stays set. But making the reset input low causes the flip-flop to change state; it resets. Logic circuits of this type follow a *sequence*. They flip and then flop! What happened in the past determines what happens now. This is what is meant by sequential logic.

Another sequential logic circuit is the D-type flip-flop. Find out what it does, using the 7474 (or 74LS74) ic.

### Investigation 1 the D-type flip-flop

Fig. 14 shows the circuit and Fig. 15 shows how to set it up on a breadboard.

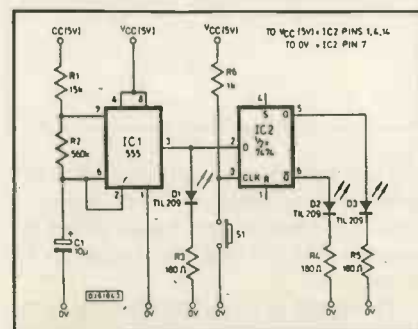


Fig.14 Investigating the action of a D-type flip-flop.

If you have built Module 2 (indicator leds), you can use it instead of the leds in this circuit and others. We use our astable to send data to the D input of the flip-flop. This is based on the 555 ic (see last month's article). The astable is running slowly (about 0.25Hz) to give you time to see what happens. A led (D1) shows the state of the astable's output. Each flip-flop (there are two in the 7474, but we are using only one of them) has a clock input which is controlled by a push-button. With the button pressed the clock input is low; when it is released the clock input is high. The flip-flop has two outputs; leds are wired to these to show the output states.

Connect the battery and try to answer these questions about the D-type flip-flop:

- 1) Watch the leds. Try pressing S1 at various times. At what stage do the out-

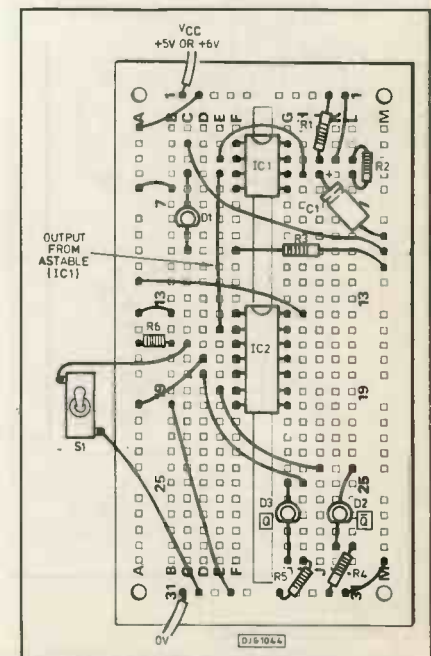


Fig.15 Breadboard version of circuit of Fig. 14. Note that top section down to line 13 is the same in Figs.17,19,21,22,25.

puts change? When the clock is low? When the clock is high? When the clock changes state? If so, what clock change?

2) Try pressing or releasing S1 during several astable cycles. Try to make output Q go high. Try to make it go low. What can you say about D and Q? What can you say about D and  $\bar{Q}$ ?

Answers are on p.40.

The flip-flop has two other inputs, RESET (pin 1) and SET (pin 3): These are connected to high. Remove the lead between  $V_{cc}$  and pin 1; connect pin 1 briefly to 0V. What happens to Q? Does the state of the clock affect what happens? Make pin 1 high again. Now try connecting pin 3 to 0V. What happens now?

The D-type flip-flop has applications for storing data. It can be made to store the data that is present at a particular instant, the moment when the clock output rises from low to high. The flip-flop has another application, as the following investigation shows:

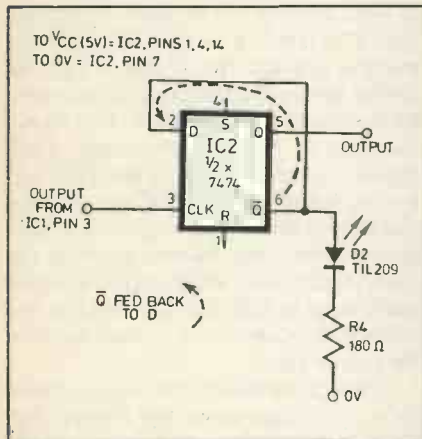


Fig.16 Circuit for investigation 2 - stage 1.

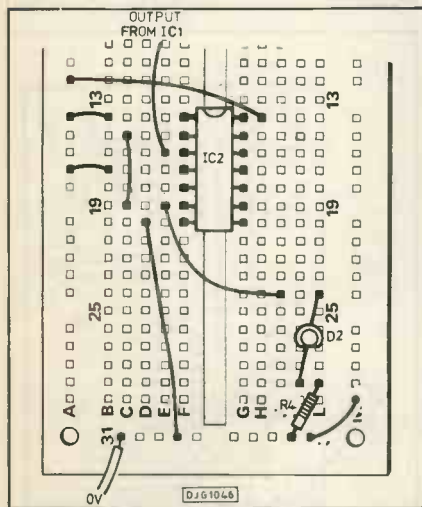


Fig.17 Breadboard version of Fig 16. Note that input from IC1 goes to pin 3 of IC2.

### Investigation 2 connected flip-flops

The circuit (Fig. 16) shows a flip-flop with its  $\bar{Q}$  output fed back to the D input. In this circuit the flip-flop is clocked regularly by the output from an astable. At

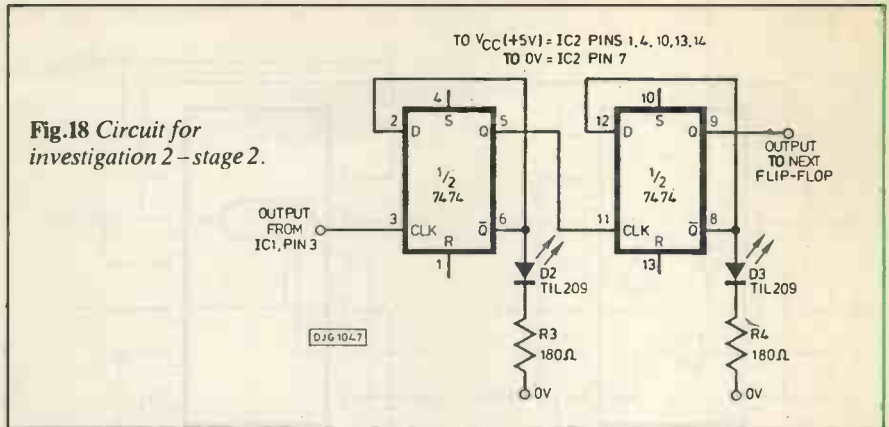


Fig.18 Circuit for investigation 2 - stage 2.

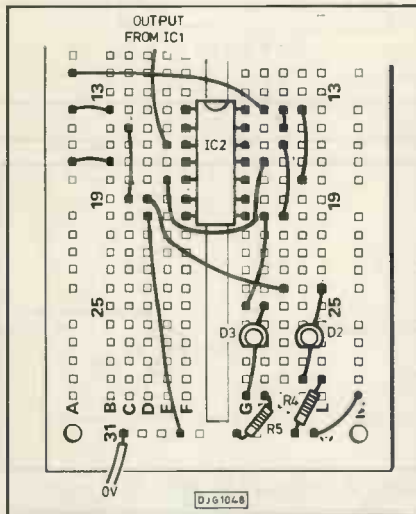


Fig.19 Breadboard version of circuit of Fig. 18.

each rising clock edge, the NOT (or inverse) of the present data input becomes the next data input. Set up the circuit (Fig. 17) to see what this means in practice. On one rising edge the led (D2) comes on. On the next rising edge it goes off. The led goes on and off at half the rate of the clock's led (D1).

Now connect a second flip-flop (in the same ic) to the first one, so that the Q output of the first one goes to the clock input of the second one (Fig. 18,19). In both flip-flops the  $\bar{Q}$  output is connected to the D input. Watch what happens now. Write down what happens to the leds, beginning from when they are all off. Write 'O' for 'off' and '1' for on.

D3	D2	D1
0	0	0
...	...	...
...	...	etc

Does the sequence repeat itself? How many stages does it have before it repeats? What do you notice about the sequence of '0's and '1's'? (Answers on p.40)

There are two ways of looking at the behaviour of this circuit:

1) The output of the first flip-flop changes state at half the clock rate. The

output of the second flip-flop changes state at half the rate of the first flip-flop - at a quarter the rate of the clock. The circuit is a frequency divider. This can have uses for producing different frequencies in audio or timing circuits.

2) The circuit counts input pulses. As it is only a 3-stage circuit it counts only from 0 to 7, before repeating. If you have another 7474, you can connect this to give a chain of five flip-flops. This counts from 00000 to 11111 (decimal 31). By extending the chain you can count even large numbers.

### Investigation 3 the J-K flip-flop

This flip-flop (Fig.20,21) is named after its two inputs, called J and K. Like the D-type flip-flop it has Q and  $\bar{Q}$  outputs,  $\bar{Q}$  being the inverse of the Q. To make things easier we will look at only the Q output.

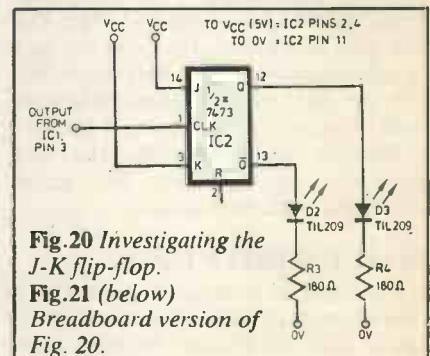
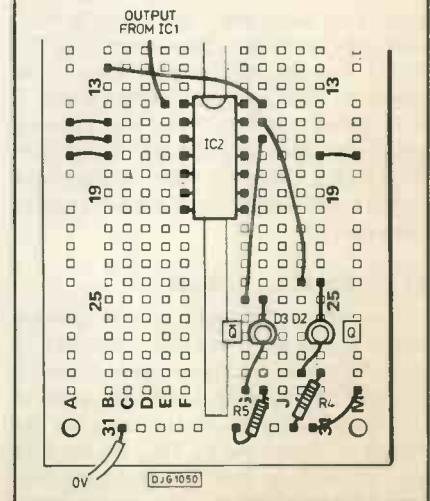


Fig.20 Investigating the J-K flip-flop. Fig.21 (below) Breadboard version of Fig. 20.





these for driving digital displays.

## COUNTING

When a series of pulses is fed to the 7493 counter (Fig.22) its outputs run through all the 4-bit binary values, from 0000 to 1111. In Fig.24 we see how to detect when the counter output is 1111. At that stage all outputs to the 4-input NAND gate are high, so its output goes low. Set this up on a breadboard, as in Fig.25. When you connect the battery, the led (D6) is on for most of the time but flashes off when the counter reaches 1111.

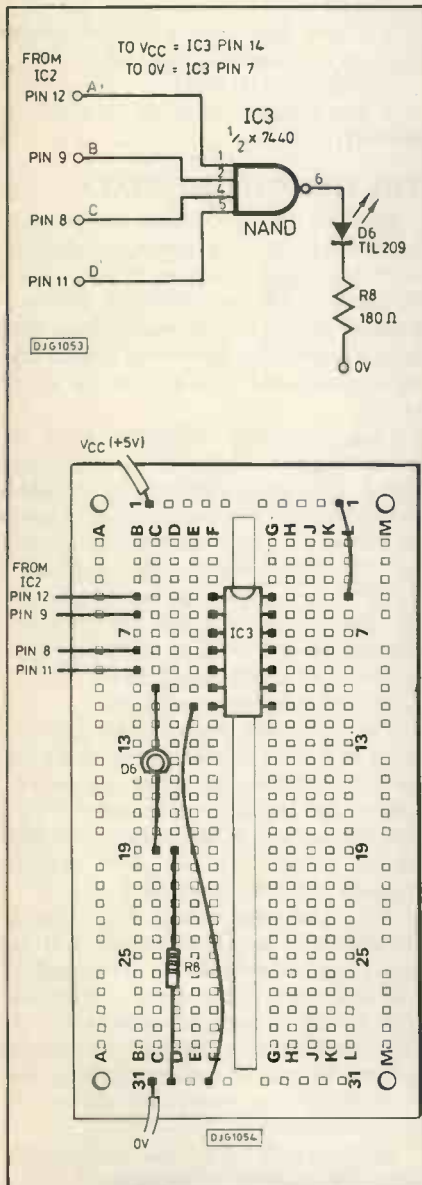


Fig.24 (top) Detecting the count of '1111'  
Fig.25 (bottom) Breadboard layout for Fig. 24.

We can make D6 flash at other stages if we feed the counter output to a suitable detector circuit. For example, to make D6 flash every time the counter reaches 9 (binary 1001), we need to detect when outputs A and D are high but outputs B and C are low. Fig.26 shows the circuit. The B and C outputs are fed to NOT gates to invert them.

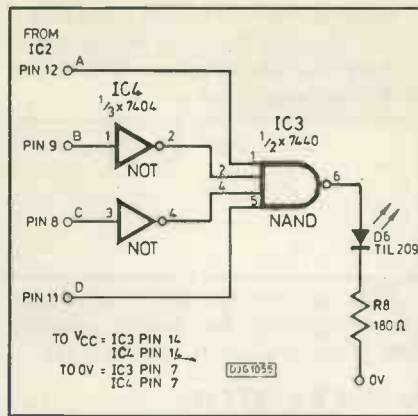


Fig.26 Detecting the count of '1001'.

When the count is 9, outputs A and D are high and the outputs from the NOT gates are high. All inputs to the NAND gate are high, its output goes low and D6 flashes off. Try this using a 7404 to provide the inverters. Or you can use NAND from a 7400, as in Fig.10a.

The low-going output from the detector circuit can be used to reset the counter. When either one of the reset inputs of this ic is made low, the counter immediately resets to 0000. Try this on the bread-board. Instead of wiring pin 2 of IC2 to 0V, wire it to the output (pin 6) of IC3. We now have a counter that counts up to 8 but, is reset as soon as it tries to go to 9. Watch the leds run from 0000 to 0100, then reset to 0000. Alter the detector circuit to make the counter reset at 6 (0110) - ie, it counts up to 5, then resets. A counter that does this is called a *modulo-5 counter*. In general, a counter that runs from 0 to *n* is called a *modulo-n counter*.

Modulo-*n* counters have many application where you don't want to count up to the standard 8, 10, 12 or 16 that the ready-made ics offer. They are also useful as *frequency dividers*. If you need to provide a frequency that is a fifth of a given frequency, use a modulo-5 counter. A good example is in building a digital clock in which you have a basic frequency of 1Hz for timing seconds. For timing minutes you need a frequency 1/60th of this. Feed the 1Hz frequency to a modulo-10 counter and feed the output of this to a modulo-6 counter. The output from this has a frequency of 1 per minute.

## RIPPLES

In Fig.18 the second flip-flop changes state when the input from the first flip-flop changes. In a longer counting chain the second flip-flop causes the third flip-flop to change and so on down the chain. Earlier we mentioned that logical devices do not change state instantly. There is a delay of a few nanoseconds between a change of input and a change of output. The effect of a change state *one at a time*. The effect of a change at the first flip-flop *ripples* along the counter. For example, if a 4-bit

counter is at 1111, the next count takes it to 0000, one bit at a time:

Before change 1111 The effect ripples from right to left, from most significant to least significant digits.  
Change completed 0000

This all happens so quickly that, if you watch leds connected to the counter, you see only an apparently instant change from 1111 to 0000. But if there was a detector circuit to detect, say, a count of 12 (1100) it could easily detect that the counter output actually went through 1100 before it got to 0000. This could lead to false triggering of some other part of the circuit.

To take another example, an 8-bit counter changing from, say, 159 to 160 goes through these stages:

Start 159	10011111	
	10011110	158
	10011100	156 ) Transient
	10011000	152 ) Output
	10010000	144 ) Stages
	10000000	128 )

Change to 160 10100000

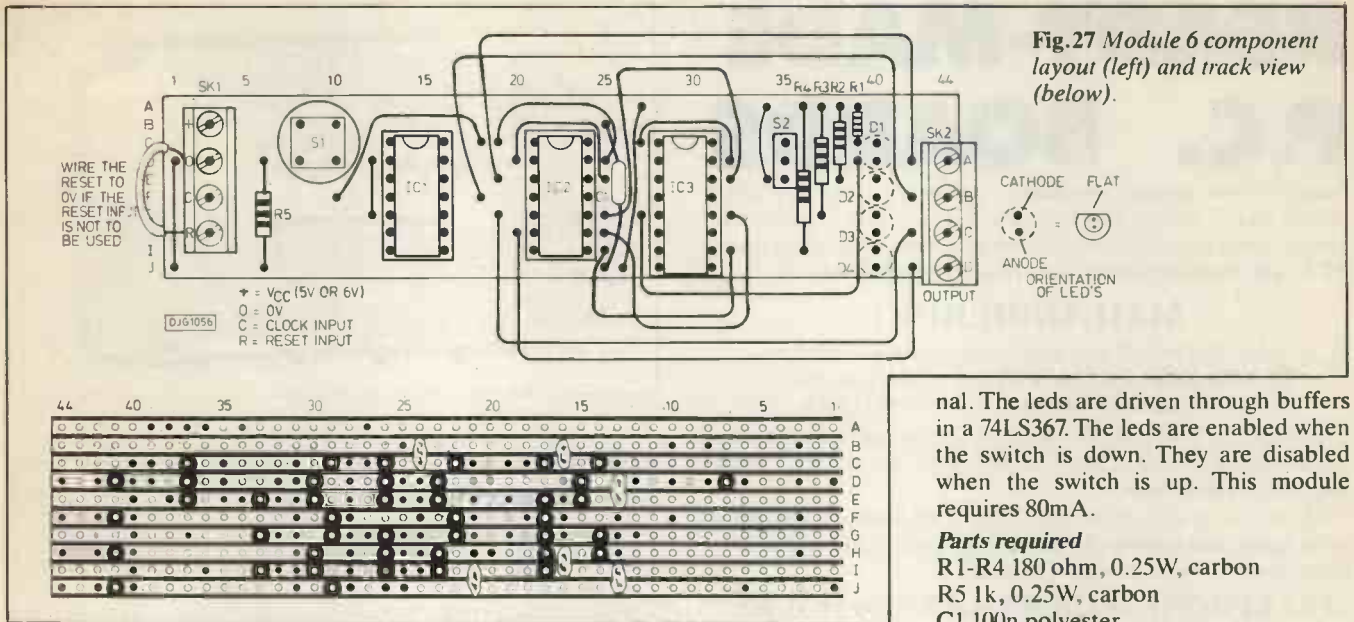
A counter that behaves in this way is known as a *ripple counter*. It is also known as an *asynchronous counter*, because the outputs do not all change at once. When using counters of this type we have to beware of outputs that appear briefly and which may affect detector circuits. In modulo-*n* counters there is no problem; the transient stages all give values less than the start and finish values. But, in a system in which several different operations have to be triggered at

## ANSWERS TO QUESTIONS

*Don't look until you need to!*

- unchanged indefinitely.
- With J and K both low, Q remains then stays low.
- When the clock next goes low, and with J high and K low, Q goes high then stays low.
- When the clock next goes low, and with J low and K high, Q goes low input goes low.
- changes state every time the clock Investigation 3: With J and K high, Q 011, 101 and 111 (0 to 7 in decimal).
- are the binary numbers 000, 001, 010, 011 after 8 stages. The eight stages itself after 8 stages. The sequence repeats Investigation 2: The sequence repeats Q goes low.
- When SET is made low, Q goes high, low, Q goes high.
- When RESET is made low, Q goes the inverse of D.
- Q becomes the same as D. Q becomes (2) When the clock input goes high, clock input changes from low to high.
- (1) The outputs change when the Investigation 1:
- Design problems: (Fig. 8)
- Pumping system: (Fig. 11)
- Security system: (Figs. 7 and 9)





**Fig. 27** Module 6 component layout (left) and track view (below).

given counts, we may find that some operations are triggered at the wrong times. The solution is to use a *synchronous counter*. In this type, all the flip-flops are clocked simultaneously and all outputs change at exactly the same instant.

### MODULE OF THE MONTH

#### 6. Four-bit counter (Fig. 27)

This uses the 74LS393 4-bit ripple-counter, with a reset button and four leds

to indicate output. There are two counters in this ic, both similar to the counter in the 7493. We are running them in parallel so that one provides the led output and the other the output to the terminal sockets. The counter operates when the input changes from high to low.

The counter is reset either by pressing the button or by a high pulse to the RESET terminal. If you are not using the RESET terminal, wire it to the 0V termi-

nal. The leds are driven through buffers in a 74LS367. The leds are enabled when the switch is down. They are disabled when the switch is up. This module requires 80mA.

#### Parts required


- R1-R4 180 ohm, 0.25W, carbon
- R5 1k, 0.25W, carbon
- C1 100n polyester
- D1-D4 TIL209 or similar leds
- IC1 74LS02 quadruple 2-input NOR
- IC2 74LS393 dual 4-bit counter
- IC3 74LS367 hex bus driver
- S1 push-to-make p.c.b. mounting push-button
- S2 p.c.b. switch spdt
- SK1, SK2 pc terminal 4-way (2 off)
- 14-pin dil sockets (2 off)
- 16-pin dil socket
- Stripboard 10 strips x 45 holes

PE

## The Archer Z80 SBC

The SDS ARCHER – The Z80 based single board computer chosen by professionals and OEM users.


- ★ Top quality board with 4 parallel and 2 serial ports, counter-timers, power-fail interrupt, watchdog timer, EPROM & battery backed RAM.
- ★ **OPTIONS:** on board power supply, smart case, ROMable BASIC, Debug Monitor, wide range of I/O & memory extension cards.



## The Bowman 68000 SBC

The SDS BOWMAN – The 68000 based single board computer for advanced high speed applications.

- ★ Extended double Eurocard with 2 parallel & 2 serial ports, battery backed CMOS RAM, EPROM, 2 counter-timers, watchdog timer, powerfail interrupt, & an optional zero wait state half megabyte D-RAM.
- ★ Extended width versions with on board power supply and case.



## Sherwood Data Systems Ltd

Sherwood House, The Avenue, Farnham Common, Slough SL2 3JX. Tel. 02814-5067

# READY-MADE P.C. BOARDS

Simplify your project assembly – use a ready-made printed circuit board. All are fully drilled and roller tinned. Just slot in the components as shown in the project texts, and solder them. PCBs are the professional route to project perfection.

## MAIL ORDERING

Select the boards you want, and send your order to  
**PE PCB SERVICE, PRACTICAL ELECTRONICS,  
193 UXBRIDGE ROAD, LONDON W12 9RA.**

Prices include VAT and postage and packing. Add £2 per board for overseas airmail. Cheques should be crossed and made payable to Intra Press.

Quote the project name and PCB Code Number, and print your name and address in Block Capitals. Do not send any other correspondence with your order.

## TELEPHONE ORDERS (OPEN 24 HOURS)

Use your Access card and phone your order to

**0268 289923**

clearly stating your name and address, card number, and order details.

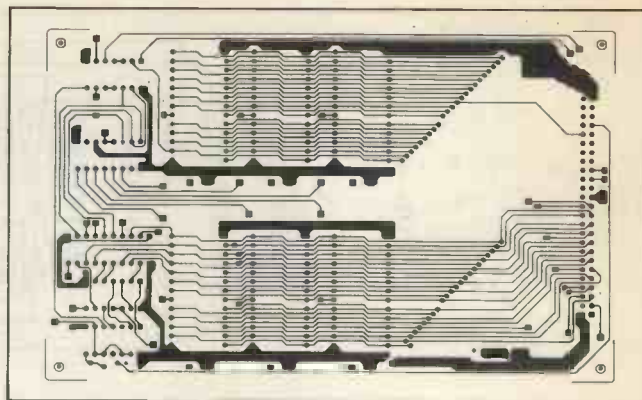
All orders receive priority attention, but allow 28 days for delivery in case a PCB is temporarily out of stock.

**WE CAN ONLY SUPPLY THE PCBs LISTED HERE**

**CHECK LATEST ISSUE FOR  
PRICES BEFORE ORDERING**

PHOTOCOPIES OF THE TEXTS MAY BE BOUGHT FROM THE EDITORIAL OFFICE AT £1.00 EACH PART (£1.50 OVERSEAS), P&P INCLUSIVE.

COMPONENTS ARE AVAILABLE FROM ADVERTISERS.



<b>JUN 86</b>		
GUITAR TRACKER – transforms a guitar for sound synthesis.	111	£6.98
THERMOCOUPLE INTERFACE – transforms a DVM into a thermometer.	112	£3.90
BBC LIGHT PEN	114	£3.90
<b>JULY 86</b>		
PASSIVE IR DETECTOR – burglar detection	115	£3.90
200MHZ COUNTER – professional specification	00D	£30.88
<b>SEP 86</b>		
FIBRE-OPTIC LINK – computer comms.	ODE	£10.14
<b>OCT 86</b>		
DRUM SYNTHESISER	121	£7.67
MAINS DELAY TIMER – selectable 15 to 120 mins. Set of 2 PCBs.	122	£7.92
MAINS DIMMER – touch control up to 400W.	123	£3.90
<b>NOV 86</b>		
REMOTE JOYSTICK – infrared computer controller. Set of 2 PCBs.	124	£10.86
BABY ALARM – through-the-mains transceiver.	125	£10.71
<b>DEC 86</b>		
VIDEO ENHANCER – manually adjustable video improvement.	126	£8.76
<b>JAN 87</b>		
VIDEO FADER – simple inexpensive video mixer	127	£4.50
VOICE SCRAMBLER – confidential trans.	128	£8.06
<b>MAR 87</b>		
4 CHANNEL ENHANCER	135	£4.60
LIGHT PEN – uses fibre optics for accuracy	136	£4.10
ULTRASONIC TAPE MEASURE	138	£9.50
<b>APR 87</b>		
VIGILANTE CAR ALARM – keeps cars alert	139	£5.90
INDUCTIVE LOOP TRANSCEIVER – remote control for models:	143/144	£7.80

<b>MAY 87</b>		
BRIGHT FUZZ – Foot operated overdrive	145	£3.90
<b>JUN 87</b>		
AUDIO SIGNAL GENERATOR	146	£10.20
<b>JUL 87</b>		
WORD GENERATOR – 16-bit binary words	147	£13.42
SCOPE STORE oscilloscope add-on data storage	148	£11.94
<b>SEP 87</b>		
SPEECH PROCESSOR – clarifies speech	150	£5.86
GCSE TIMER UNIT – versatile variable delay	151	£5.18
FUNGEN – triple waveform signal generator	152/153	£9.69
LIGHT CONTROLLER – delayed switching	154	£4.64
<b>OCT 87</b>		
TEACHER LOCKER – digital lock control	155	£7.50
POWER SUPPLY – stabilised ±15V	156	£7.50
GUITAR TO SYNTH – music interface	157A/B	£9.95
<b>NOV 87</b>		
DUAL POWER SUPPLY – GCSE	158	£6.20
MIDI EXPANDER – Music Interface	159	£5.04
<b>DEC 87</b>		
RS 232C TO MIDI	160	£6.43
TEACHER RADIO – GCSE	161	£5.58
<b>JAN 88</b>		
EGG TIMER	162A-C	£12.44
LEGO BUGGY DRIVER	163	£6.42
<b>FEB 88</b>		
TEACHER TALKBACK – GCSE	164	£6.36
DC MOTOR SERVO	165	£7.53
<b>MAR 88</b>		
APPLIANCE TIMER	166A/B	£9.38
TEACHER LIGHTSHOW – GCSE	167A/B	£9.09
LOGIC ANALYSER – Double-sided	168	£20.65
<b>APR 88</b>		
LIGHT METAL EFFECTS	169	£7.10
TEACHER COUNTER	170	£4.95
	171	£4.92
<b>MAY 88</b>		
RF SPEECH PROCESSOR	172	£6.26
<b>JUN 88</b>		
AMSTRAD ROM EXPANSION	173	£10.80
MAINS MODEM	174	£4.27
<b>JULY 88</b>		
VOCALS ELIMINATOR	175	£4.31
<b>AUGUST 88</b>		
SPEAKING CLOCK	176	£10.50
<b>SEPT 88</b>		
BBC MULTIPLEXER	177	£4.50
<b>OCT 88</b>		
METAL DETECTOR	178	£6.50
<b>DEC 88</b>		
PLD PROGRAMMER	179	£9.90
	180	£4.90
PANNING MIXER	181	£7.80

# PCB TRACK PATTERNS

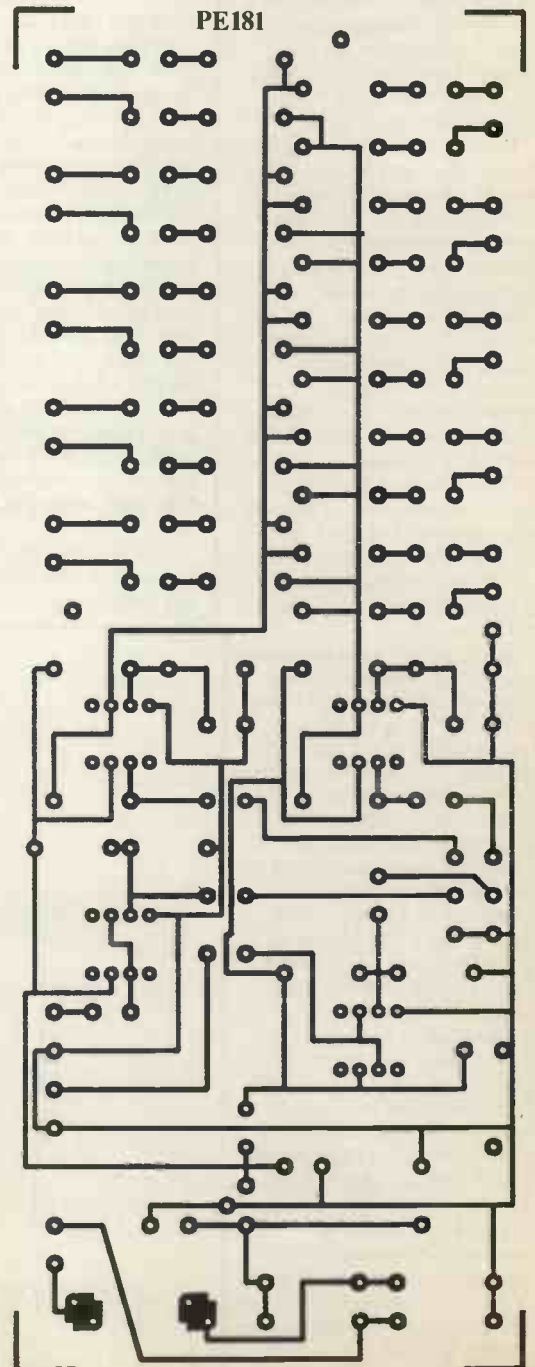

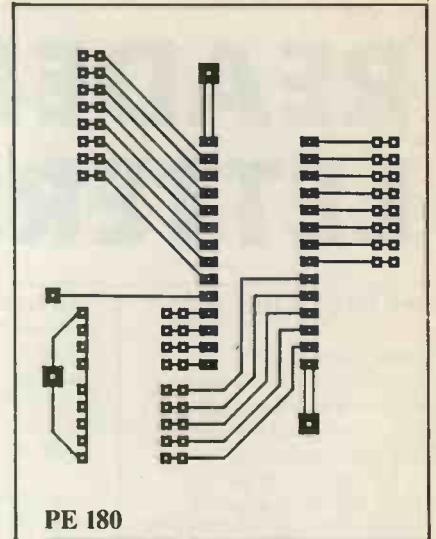
Have a normal photocopy made, ensuring good dense black image. Spray ISOdraft Transparentiser onto copy in accordance with supplied instructions.

ISOdraft is available from Cannon & Wrin, 68 High Street, Chislehurst, Kent. Tel: 01-467 0935.

Place positive transparency onto photosensitised copper clad fibre glass, cover with glass to ensure full contact. Expose to Ultraviolet light for several minutes (experiment to find correct time

— depends on UV intensity).

Develop PCB in Sodium Hydroxide (available from chemists) until clean track image is seen, wash in warm running water. Etch in hot Ferric Chloride, frequently withdrawing PCB to allow exposure to air. Wash PCB in running water, dry, and drill holes, normally using a 1mm drill bit.



These PCBs are available ready-made through the PE PCB service.

# READERS' LETTERS

## PIPE DREAM HOUSE

Dear Editor,

My interest in the fascinating hobby of electronics goes back to the war years, and came into being from the fact that I was a wireless operator/airgunner. During this time I acquired enough knowledge to enable me to follow a circuit diagram, though I never became anything of a 'boffin' as regards radio. Come to think of it, the only 'bullets' I have fired since those far off days have been metaphorical, so to speak.

Having grown up in the era of the cinema, I was smitten by the wonders of the cinema organs featured then, and so set about constructing simple musical instruments at home in order to copy some of the sounds I enjoyed. These were monophonic to start with, but eventually, I constructed a 2-manual full compass polyphonic electronic organ of the free-phase variety, and which still functions today.

Having been swept away on the tide of enthusiasm, 1963 rates as a milestone with this hobby, for it was then that I purchased one of the few Dutch cinema organs that were imported into this country.

At this point I must emphasise that I live in a modest terraced home, and the only way I could accommodate this 'giant' was to install an organ chamber in the roof to take all the pipes, percussions and effects. The 3-manual console moved into the ground floor lounge and took up residence where I had made room for it by knocking out the chimney stack. The blower at that time went into a 'pit' which I dug below the floor to a depth of six feet. A compromise had to be reached here, whereupon I placed ribbon microphones in the organ chamber to transmit the sounds down through a battery of hidden speakers, set above and below a large 'picture' window in a sort of proscenium arch.

Over the years I have augmented the sounds of the pipe organ with such additions as a piano accordion, set in chamber and operated by electromechanical 'fingers' when played from the organ manuals. The same

setup exists with a Cassio keyboard (remotely controlled), and my former homemade electronic organ is also set in the roof and wired in through the relay system of the pipe organ.

One sacrifice had to be made in regard to the bass pipes of the organ. Lack of space, plus consideration for the neighbours, decreed that I produce the bass notes of the 16-foot pitch by electronic means.

Consequently, although my oscillators with their ECC82 valves are still giving good service, I recently purchased a couple of master oscillator chips which produce a whole octave in one go, but I am in the dark when it comes to some modern form of switching the notes. Asking around component suppliers, I find that most are discontinuing their organ spares as apparently people are finding it cheaper to buy commercial instruments. In the past I have used solenoids but have heard that modern semiconductors are capable of doing a similar job and I want to know more about them.

E.R. Hart, Morehall, Kent.

*I really admire your ingenuity and tenacity. Jim Naylor is impressed as well!*

*Sadly, it is true that commercial instruments are ousting equivalent diy components, but I have heard of people who buy cheap keyboard instruments, strip out most of the electronics and substitute their own much improved circuitry. We both know that a true enthusiast can never be deterred!*

*There are several ways of gating the output notes. If the signal is a squarewave of suitable amplitude, any of a multitude of ttl and cmos gates can be used, controlling them by means of the keyboard switches, switching between high and low logic levels as appropriate. For analogue signals one of the most universally used chips is the 4066. It has four gates each of which can be controlled by keyboard-switched voltages. The gates will pass or inhibit analogue voltages according to the logic level on the control pins.*

*Many component suppliers should be willing to sell you data sheets on this, and several other analogue or digital gates. Some of the latter have more than four gates to a chip.*

*You might also care to join the Electronic Organ Constructors Society, they can be contacted through The Hon Sec, E.O.C.S., The Mill House, Mill Lane, Wheaton Aston, Stafford, ST19 9NL.*

*I wish you every success with your reorganisation.*

Ed

## SEEN IT ON THE GRAPEVINE

Dear Editor,

I believe that an article was once published in which paw-paw trees and other plants were shown to act as tv antennae. Old fluorescent light tubes have also been used as tv aerials. Is there any explanation for that?

A.S. Osibo, Ibadan, Nigeria.

*You have me puzzled. I have no recollection of any article on the subject, and no idea how a paw-paw, or other plant, might be used as an antenna, except as the support for one. Interestingly, my horticultural encyclopaedia quotes one plant that has the name of Antennaria and apparently it propagates well, but I suspect the reference is more down to earth than aetherial!*


*It might just be, though, that you were the unwitting victim of an April 1st practical joke - we have some quaint traditions in Britain. Remember Zola McMalcolm's article on bio-chromatic electronics in PE April 88?*

*Fluorescent tubes are another matter - they glow when unconnected if subjected to powerful radio transmissions in their vicinity - try holding one near a cb radio while transmitting. I have not heard of them being used as true aerials, though.*

*Perhaps other readers might tell us more about these oddities.*

Ed.

1989 is PE's 25th anniversary year. Have you a PE-related anecdote to tell?



# PROFESSIONAL SURVEILLANCE EQUIPMENT KITS

- **MTX** Micro-miniature VHF transmitter. The smallest kit on the market measuring market measuring an incredible 17mm x 17mm including on-board mic. Super sensitive. Fully tuneable over FM band, 9V operation with range up to 1000m. £10.95
- **VT500** High power version of the MTX with on-board PA stage providing 250mW of RF. Measures just 20mm x 40mm, power requirements 9-15V. Excellent sensitivity and stability. Fully tuneable over FM band. Ranges over 3000m can be expected. £12.95
- **VOX75** Voice-activated transmitter. Variable sensitivity trigger level switches transmitter on when sounds are detected. Stays on for time delay variable between 1-20 sec. Fully tuneable output covers all FM band. Very sensitive and low standby current through CMOS circuitry. 9V operation, range up to 1000m. Measures 30mm x 40mm. £15.95
- **CTX900** Sub-carrier scrambled transmitter. Audio is double modulated providing very secure transmissions. Any unauthorised listener will not be able to demodulate signal without DSX900 Decoder unit. Variable modulation on-board. Fully tuneable output covering FM band. 9V operation, range up to 1000m. Measures 30mm x 40mm. £18.95
- **DSX900** Decoder unit for CTX900. Connects to earphone output of receiver to descramble signal from CTX900. Monitor using small speaker or headphones. Variable decode frequency on-board for best resolution. 9-12V operation. Measures 35mm x 50mm. £17.95
- **TLX700** Micro size telephone transmitter. Connects onto line at any point and requires no batteries. Clearly transmits both sides of conversations on both incoming and outgoing calls. Undetectable by phone users. Fully tuneable output covering FM band. Range up to 1000m. Measures just 20mm x 20mm. £9.95
- **ATR2** Micro size telephone recording unit. Connects onto line at any point and connects into ANY normal cassette recorder, standard or micro having MIC and REM sockets. Requires no batteries. Switches recorder on silently when phone is used for incoming or outgoing calls, switches off when phone replaced. Clearly records both sides of conversations. Undetectable by phone users. Measures 10mm x 35mm. £10.95
- **XML900RF** Bug Detector/Locator. Wide band input circuitry detects presence of RF field and triggers flashing LED and piezo bleeper. Variable sensitivity enables source of transmission to be pinpointed to within 6 inches. Max sensitivity will detect MTX or similar transmitter at around 15-20 feet. 9V operation. Measures 55mm x 55mm. £21.95

All kits come fully documented with concise assembly and setting-up instructions high quality fibreglass PCB and all components necessary to complete the module. All prices are inclusive but please add £1.50 to cover P&P. Orders over £50.00 post free. Please state requirements clearly and enclose cheque or PO to cover.

Phone orders on ACCESS or AMEX accepted. Tel: 0827 714476

NOTE: It is illegal to operate a transmitter in the UK without a licence

Send 9x4 S.A.E. for full catalogue of these and other surveillance kits.

SUMA DESIGNS, DEPT. PE, THE WORKSHOPS, 95 MAIN ROAD,

BAXTERLEY, Nr. ATHERSTONE, WARCS CV9 2LE. TEL: 0827 714476



## THREE SIMPLE CONSTRUCTION KITS

Especially aimed for the beginner. Have fun with your project even after you have built it and also learn a little from building it. These kits include high quality solder resist printed circuit boards, all electronic components (including speaker where used) and full construction instructions with circuit description.

- SK1 DOOR CHIME - plays a tune when activated by a pushbutton ..... £3.90
  - SK2 WHISTLE SWITCH - switches a relay on and off in response to whistle command ..... £3.90
  - SK3 SOUND GENERATOR - produces FOUR different sounds, including police/ambulance/fire engine siren and machine gun ..... £3.90
- SPECIAL OFFERS FOR SCHOOL AND TRAINING CENTRES - Contact Sales Office for discounts and samples.

## SOLID STATE RELAY BARGAIN

- ZERO VOLTAGE SWITCHING: No radio interference problems.
- 2.5KV INPUT TO OUTPUT ISOLATION: No risk of damage to your computer or driver circuits.
- 4KV TERMINALS TO HEAT-SINK ISOLATION: Simply bolt onto a heatsink.
- 3V to 32V INPUT VOLTAGE: easily interfaced to TTL or CMOS LOGIC.



- 24V to 240V rms LOAD VOLTAGE: allowing mains loads to be switched.
- BUILT IN SNUBBER NETWORK: Enabling switching of inductive loads.
- 10A MAXIMUM CURRENT: 4A with no heatsink fitted at 40°C.

CD240/10 £2.25

## ELECTRONIC GUARD DOG KIT

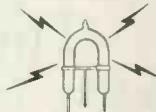


One of the best deterrents to a burglar is a guard dog and this new kit provides the barking without the bite! The kit when assembled can be connected to a doorbell, pressure mat or any other intruder detector and will produce a random series of threatening barks making the would-be intruder think you have a guard dog and try his luck elsewhere. The kit is supplied complete with high quality PCB, mains transformer, all components and instructions. The kit even includes a horn speaker which is essential to produce the loud sound required. The "dog" can be adjusted to produce barks ranging from a Terrier to an Alsatian and contains circuitry to produce a random series of barks giving a more realistic effect. Don't delay, fit one before you go on holiday and let our dog help you guard your home.

XX125 Complete kit of parts ..... £24.00

## POWER STROBE KIT

Designed to produce a high intensity light pulse at a variable frequency of 1 to 15Hz, this kit also includes circuitry to trigger the light from an external voltage source (eg. a loudspeaker) via an opto isolator.



Instructions are also supplied on modifying the unit for manual triggering, as a slave flash in photographic applications or as a warning beacon in security applications. The kit includes a high quality pcb, components, connectors, 5Ws strobe tube and full assembly instructions. Supply: 240V ac. Size: 75x50x45.

XX124 Stroboscope Kit ..... £13.75

## VERSATILE REMOTE CONTROL KIT

This kit includes all components (+ transformer) to make a sensitive IR receiver with 16 logic output with 16 logic output which with suitable interface circuitry (relays, triacs, etc - details supplied) can be used to switch up to 16 items of equipment on or off remotely. The outputs may be latched (to the last received code) or momentary (on during transmission) by specifying the decoder IC and a 15V stabilised supply is available to power external circuits.

- Supply: 240V AC or 15-24V DC at 10mA.
- Size (excluding transformer) 9 x 4 x 2 cms.
- The companion transmitter is the MK18 which operates from a 9V PP3 battery and gives a range of up to 60ft. Two keyboards are available MK9 (4-way) and MK10 (16-way), depending on the number of outputs to be used.
- MK12 IR Receiver (incl. transformer) ..... £16.30
- MK18 Transmitter ..... £7.50
- MK9 4-Way Keyboard ..... £2.20
- MK10 16-Way Keyboard ..... £6.55
- MK1 133 Box for Transmitter ..... £2.60

## SUPER-SENSITIVE FM MICROBUG



Highly sensitive FM transmitter measuring only 45 x 25 x 15mm, including the built-in microphone. Frequency 88-100MHz enabling reception on a standard domestic FM radio. Range approximately 300m depending on terrain. Powered by 9V PP3 (7mA). Its small size and highly sensitive electret microphone makes it ideal for surveillance, baby alarm, etc.

INTRODUCTORY PRICE ..... £5.50

## MICROPROCESSOR TIMER KIT

Designed to control 4 outputs independently switching on and off at present times over a 7-day cycle. LED display of time and day, easily programmed via 20 way keyboard. Ideal for central heating control including different switching time for weekdays. Battery back-up circuit. Includes box 18 time settings.



- CT6000K ..... £47.20
- XX114 Relay kit for CT6000 includes PCB connectors and one relay. Will accept up to 4 relays 3A/240V c/o contacts ..... £24.30
- 701 115 Additional relays ..... £1.80

## DISCO LIGHTING KITS

- DL1000K This value-for-money 4-way chaser features by-directional sequence and dimming. 1KW per channel ..... £19.25
- DL21000K - A lower cost uni-directional version of the above. Zero switching to reduce interference ..... £10.80
- DLA/1 Optional opto input allowing audio 'beat/light response ..... 77p
- DL3000K - 3-channel sound to light kit features zero voltage switching, automatic level control and built-in microphone. 1KW per channel. .... £15.60

The DL8000K is a 3-way sequencer kit with built in opto-isolated sound to light input which comes complete with a pre-programmed EPROM containing EIGHTY - YES 80 different sequences including standard flashing and chase routines. The KIT includes full instructions and all components (even the PCB connectors) and requires only a box and a control knob to complete. Other features include manual sequence speed adjustment, zero voltage switching, LED mimic lamps and sound to light LED and a 300W output per channel. And the best thing about it is the price: ONLY £31.50.

## GIANT SOLAR CELLS

NOW IN STOCK these giant size solar panels 12 x 12in will deliver 12 volts 200mA in bright sunlight and 11.5 volts 60mA on a typical British summer day (dull and over-cast). HUNDREDS OF USES in the car or caravan, e.g. Charging NiCads, powering low voltage circuits where mains or battery supplies are inconvenient or coupled to a lead acid battery and a simple inverter you could build yourself a self contained mains supply for low power appliances. Stock No. 303 145. £14.50 (plus £1.75 for p&p on total order).

TOP QUALITY AUDIOPHONE COMPONENTS

## NEW FROM SAGE AUDIO

HIGHEST POSSIBLE TECHNICAL PERFORMANCE

# SUPERMOS 2 (100W to 500W) ±50V to ±75V

## THE MOST ADVANCED HI-FI AMP IN THE WORLD

Following the success of the original SUPERMOS we now launch a higher powered version with many new exclusive sound improvements not available on any other amplifier, kit, board, module, or ready made.

### FEATURES:

- Highly efficient distortionless PURE CLASS A throughout (low heat generation)
- Top audiophile components Inc. best SMD's.
- Exclusively made matched custom semiconductors.
- Minimal capacitor design (without DC servos).
- PSU sound colouration eliminated.
- Advanced PSU feedforward ripple elimination including internally separately regulated voltage AND current of ALL stages using SAGE Super-Supply circuitry.
- Total reactance (difficult speaker) drive capable.
- Supplied ready built, tested and guaranteed, simple to assemble requiring just a PSU. Full PSU components available.

SIZE 240 x 100 x 100mm



THD 0.0001%, Slewrate 685V/us, f-3dB 0.5Hz-350kHz, O/P Current 80amps, Damping factor 940, transient power (2ohms) up to 1800W max.

**PLUS** By innovative technical design we have eliminated 5 individual sound colouration components found in all other conventional amplifiers.

**ELIMINATED** -1) Emitter resistors 2) Zobel networks 3) HF pole compensation 4) Fixed bias Vbe multiplier and temp gen distortions 5) Capacitor sound.

**AND THERE'S MORE** .... Sage exclusive CLEAN CLIPPING (not to be confused with soft clipping) eliminates PSU ripple from reaching the output even when severely clipped, this together with individual regulated supplies to all stages (Super-supplies) TOTALY eliminates PSU component sound colourations, (A World first).

**SUPERMOS £65, SUPERMOS1 £78, SUPERMOS2 £140 each.**

To receive an 8 page glossy brochure describing these modules inc. descriptions of our class A operation and all our products send £1.50 cheque, PO, coins plus a 9" x 12" 26p SAE (Note we no longer send information without the above money and SAE or 61RC's overseas) to:

Sue Wilson, Sales Dept.,  
SAGE AUDIO, Construction House, Whitley Street,  
Bingley, Yorks BD16 4JH. England.  
Telephone: (0274) 568647

**TH**  
13 BOSTON RD.  
LONDON W7 3SJ

Tel: 01 567 8910

ORDERING INFORMATION:  
ALL PRICES EXCLUDE VAT

FREE P&P on orders over £20 (UK only), otherwise add 75p + VAT. Overseas P&P: Europe £2.75. Elsewhere £6.50. Send cheque/PO/Barclaycard/Access No. with order. Giro No. 529314002.

**LOCAL AUTHORITY AND EXPORT ORDERS WELCOME**  
GOODS BY RETURN SUBJECT TO AVAILABILITY





## OUR REGULAR LOOK AT ASTRONOMY

## SPACEWATCH

BY PATRICK MORE CBE

## TECHNOSAURUS REX?

*In the USA, seers are being stymied by cash cutbacks; and we may discover what became of dinosaurs sooner, and more precisely, than we would like.*

Now that Jupiter is well placed, many amateur observers will be looking at it, and studying its changing surface as well as the phenomena of the four Galilean satellites. By now the Galileo probe should have been on its way there; but with the cutbacks in the US space programme, the launch date is now November 1989, and because the launcher will be less powerful than originally planned the orbit will be very convoluted. Two passes of the Earth and one of Venus will be made before Galileo

finally reaches Jupiter in late 1995.

Observatories as well as space programmes are being hit by American financial cutbacks, and several important projects have been postponed indefinitely. One of these is the Advanced Telescope Programme, destined to oversee the next generation of giant telescopes. Astronomers will sigh wistfully as they see their research being held up while vast sums of money are poured into military projects aimed only at destruction ...

However, our own William Herschel

Telescope on La Palma has been thoroughly tested, and Dr Paul Murdin, who was in charge of it at the outset, has told me that it is even better than anyone had dared to hope. It is widely regarded as the world's best telescope at the present moment. Meanwhile, the Russians are building what will be the largest radio telescope devoted to millimetre-wavelength observations; the dish will be 70 metres in diameter, and will be set up in Soviet Uzbekistan. When completed, it will be linked with telescopes of the

## The Sky This Month

During November, most of the bright planets are on view at one time or another. Venus is still prominent in the eastern sky before sunrise; the phase increases from 80 per cent at the start of the month to 86 per cent at the end, so that telescopes will show almost nothing on its bright, gibbous disc. The apparent diameter is about 13 seconds of arc – remember that Venus is at its closest to us when at inferior conjunction, when the apparent diameter attains over 56 seconds of arc, but as the dark side is then facing us we do not benefit! The other inner planet, Mercury, is also technically a morning object, but is not likely to be seen after the first week in November, as it is drawing in toward inferior conjunction.

Mars, still in Pisces, declines from magnitude  $-1.7$  to  $-0.9$  so that even at the end of November it is brighter than any star except Sirius. The apparent diameter has dropped to 14 seconds of arc, and at the end of the month the phase is no more than 91 per cent, so that telescopes show the planet to be decidedly gibbous.

Saturn is still in the south-west after dusk, but very low. Jupiter, on the other hand, comes to opposition on November 23 at a distance of 603,000,000 kilometres; it is unmistakable, moving slowly in Taurus between the Hyades and the Pleiades.

The moon is new on November 9, and full on the 23rd. There are no solar or lunar eclipses this month. Neither are any bright comets expected (though with comets, one never knows). There are, however, two meteor showers. The Taurids are active throughout the month, but the ZHR (Zenithal Hourly Rate) is seldom more than eight; on the other hand the Taurids tend to be swift and bright, with fine trains. At 8 hours GMT on November 17 we are due for the maximum of the Leonids, which are the most erratic of all annual showers; generally they are very sparse, but occasionally they can produce veritable 'storms', the last of which was seen in 1966. Frankly, any major Leonid activity this year is unlikely, and we do not expect another 'storm' before 1999, but it may be worth

keeping a watch on the night of November 16-17 just in case we are wrong.

Orion bow rises at a respectable hour, and will continue to dominate the evening sky right through until the spring. It contains spectacular objects of all kinds, including two brilliant stars, the red variable Betelgeuse and the pure white Rigel; Rigel is at least 60,000 times more luminous than the Sun, but it is around 900 light-years away, so that we now see it as it used to be at the time of William the Conqueror.

Look also for the great gaseous nebula Messier 42, below the three stars of the Hunter's Belt; this is one of the regions where fresh stars are born – a true stellar nursery. In line with the Belt is the red Aldebaran, from which extends the star-cluster of the Hyades, and beyond the Hyades we come to the Pleiades or Seven Sisters, the most famous open cluster in the sky. People with average eyesight can see at least seven Sisters without optical aid; the record is said to be nineteen.

Ursa Major, the Great Bear, is low in the north, which means that the W of Cassiopeia is almost overhead; the Bear and Cassiopeia are on opposite sides of the north celestial pole, and at about the same distance from it. Capella in Auriga, the Charioteer, is high up, and is easy to identify because of its brightness; it is yellow, like the Sun, but is much more luminous, and is actually a very close double. Much of the southern aspect is occupied by Centaurus, the Whale, which has no brilliant stars, but is redeemed by the presence of the prototype long-period variable Mira, which however is not yet at its best. Finally, use binoculars to sweep the Milky Way, which stretches right across the sky. It is tempting to conclude that the stars in the Milky Way are in danger of colliding with each other, but less easy to realise that we are seeing nothing more than a line of sight effect; we are looking along the main plane of our flattened Galaxy, and seeing many stars in almost the same direction.

same type now operating in Japan and in Spain. It will also eventually link with antennae placed in orbit round the Earth.

### DOOMWATCH

Recently we have heard even more the theory that the dinosaurs were wiped out by the results of a meteoric impact some 65,000,000 years ago. One of the chief protagonists of this theory, Dr Luis W. Alvarez, died last August; he was noted for his brilliant physical research (he won a Nobel Prize) and also for his acid comments about scientists who questioned his theories - "ignorant and

incompetent" and "little better than stamp-collectors" were two of his strictures. Alvarez based his ideas on the existence of a relatively large quantity of iridium in sedimentary rocks corresponding to an age of 65 million years. There has since been a suggestion that gigantic fires raged over many parts of the world at that time. On the other hand, it has also been suggested that the dinosaurs died out not abruptly, but gradually over a period of from 10,000 to 100,000 years, which would remove the need for a meteoritic disaster. Alvarez was challenged by Dr Beverly Halstead, of Reading University, who said: "The

dinosaurs were already dying out 65,000,000 years ago. Perhaps they died because they had foreknowledge of the comet collision and didn't want to spoil your theory!"

Whether or not the dinosaurs perished by a comet or meteorite impact remains uncertain. However, Dr Victor Clube, following up his recent research article in *Astronomy Now*, has claimed that a collision between the Earth and a cluster of comets is overdue, and may well happen within the next hundred years. If so, it will be interesting to see whether our modern technology is able to cope with the crisis better than the dinosaurs did.

PE

## Do not miss a single issue of **Astronomy Now**

### NOW MONTHLY!

Place a regular order with your newsagent  
or  
take out an annual subscription.

\* \* \* \* \*

Rates: U.K £15 - Outside U.K. £18 (Surface Mail)

Airmail Rates:

North Africa & Middle East £25

North & South America £30


Australia, New Zealand & Far East £35

Cheques payable to U.S. banks now accepted : \$35 (Surface Mail), \$55 (Air Mail) for North America.

Send your subscription now to : Astronomy Now  
Subscription Dept, Alan Wells International, P.O Box 500,  
Leicester, LE99 0AA.

Tel: 0858 410510

Astronomy Now is published by Intra Press, publishers of Practical Electronics and Program Now magazines.



## TUTORKIT MICROELECTRONICS TUTORS


Logic Tutors  
OP Amp Tutors  
I.C. Patchboards  
GCSE Units  
Computer Interfaces

Prices from



Including instruction manual  
and patch leads

\*used by hundreds of schools  
in U.K. and overseas.



**TUTORKIT PRODUCTS**  
(Div of Limrose Electronics Ltd  
Llay Industrial Estate  
Wrexham, Clwyd, U.K.  
LL12 0TU. Tel 097 883 2285

Overseas distributors wanted

# SUBMARINE CABLES

PART THREE BY MIKE SANDERS

## MONARCHAEOLOGY

*Hi-tech aids facilitate cable laying, but to recover and repair a buried cable it is better to have a dog to fetch it.*

Presently the ships operating from the UK are cable ships (CS) Monarch built in 1975, weighing 3875 tons, CS Iris also 3874 tons built in 1976 and CS Alert 6083 tons built in 1961. The Monarch and Iris are used mainly for repair around the coast though they can be used in deep water as well.

The Alert is used for deep water repair and cable laying. All three ships operate from Southampton and sometimes work for foreign administrations. It is important for a repair ship not only to carry stocks of different types of cable for repair purposes, but also to carry large stocks of water and food for many months at sea.

Before a ship starts laying the deep water sections, the shore ends are laid to avoid keeping the ship waiting. When the ship starts laying the deep water sections and exhausts its stock of cable, it attaches a buoy to the end of the cable and returns to harbour for a new stock of cable.

Since the Monarch and Iris are similar they will be described here. Each has ten cable tanks capable of accepting preloaded pans of cable weighing 70 tonnes each. Each ship carries a complement of about 60 officers and men and is powered by two 2600 bhp engines.

The ships have helicopter landing pads so that men and materials can be flown out at short notice. They also carry all the latest navigation aids: Decca, Loran, radar, sonar, gyro compasses. Use is also made of satellite navigation.

There were two previous ships called Iris. They were around 2000 tons and the second Iris was involved in laying the Pipeline Under the Ocean (PLUTO). This pipeline supplied oil for the Normandy landings of World War II.

There were four previous ships called Monarch. The first was only 512 tons with a 130hp steam engine. It was a wooden paddle ship and laid the Dutch cables in 1853. The second Monarch was of double the tonnage but still used a steam engine. It hit a mine off Folkestone in 1915.

The third Monarch was shelled by an American destroyer by accident in 1944. It was repaired and put to sea, only to be



*Cable ship Monarch loading submersible trencher "Sea-Dog". By kind permission of British Telecom.*

mined off Southwold. The fourth Monarch was the largest cable ship in the world at 8055 tons and after 25 years service was sold to Cable and Wireless in 1970. It was renamed Sentinel.

### FAULT FINDING

As mentioned in an earlier section it is possible to locate a fault from a terminal station. However, this ties it down to an approximate area between two repeaters and there could be several miles between repeaters. When the ship arrives at the approximate location, it is necessary to conduct further tests to pinpoint the fault more accurately.

Two electrodes are towed on the stern side of the ship and the potential difference of a low frequency alternating current is measured. When the ship has passed the damaged section the meter deflection dies away. This is called electroding.

Having located the exact position of the fault it is then necessary to grapple for the cable. Here is where the strength of the cable comes in; it must not only be light and flexible, it must also be strong. The ship grapples for it by making passes across the cable with grappling tools.

A dynamometer is attached to the grappling rope and as soon as the cable is hooked the strain gauge of the dynamometer climbs.

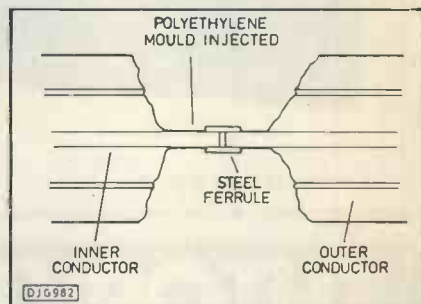
Sometimes a cable can be mended merely by repairing the outer insulations but in most cases the cable is sufficiently damaged to warrant jointing in a new section.

Occasionally the cable is not severed but still damaged in some way. In this instance it is picked up between the two repeaters and cut open for testing. Some of the tests that can be conducted are capacitance measurement, insulation resistance and loop tests in addition to the pulse echo test to the nearest repeater. There are also facilities on board the ship for X-raying cable and developing photographs.

### JOINTING

If a new section of cable has to be joined then the old one is stripped back to expose the centre conductor and a steel ferrule crimped over the two centre conductors. Next, the polyethylene insulator needs to be restored.

This is achieved by injecting it into a mould so that it joins with the insulator on both sides, Fig. 32. At this stage X-ray photographs are taken to ensure that the work is satisfactory.



**Fig.32** Jointing cable.

Next the outer conductor which is copper or aluminium needs to be restored. This is rivetted and a polyethylene sheath moulded once again. If there are armour wires, these are spliced over the top, followed by an outer sheath.

Cable impedance is around 50ohm to 60ohm and is not optimised since it is used for so many different types and level of signal. An approximate formula for attenuation is  $m\sqrt{f} + nf$  dB/km, where  $m$  and  $n$  are coefficients.



Attenuation is inversely proportional to the diameter and  $m$  is derived from the values of the conductor. Since  $m$  is greater than  $n$  (which is derived from the dielectric values),  $n$  becomes important only above 14MHz.

## SUBMERSIBLES

There are two unmanned submarines: Scarab (submerged craft assisting repair and burial) and Seadog. The first is American, the second British. The cable ship mentioned above as well as Seadog are owned by British Telecom.

Scarab and Seadog are similar except that Seadog crawls on the seabed while Scarab swims. Both use cameras for eyes and these submersibles are used for recovery of damaged cable as well as post lay burial. Some of the older cables that were not originally exposed to fishing and shipping activities are now being buried to protect them from these hazards.

Scarab, a submersible craft, entered service in 1976 and can work down to 1000 fathoms digging up cables, repairing them and then reburying them. It can dig to a depth of 1.25m.

Even before Scarab there was an American sea plough which was used to bury the TAT3 cable in 1963. It weighed 15 tons and had dimensions of 7.3 x 3.3 x 2.7 metres. For three months it crawled at depths of 90m burying 130km of the UK end which terminates at Widemouth.

Submersibles are not the only things capable of a decent burial. If a pipe is slung over the side of a ship and a jet of air fired through it, a channel up to 2m deep can be created in a sandy seabed. The cable is drawn in immediately behind the jet and the channel caves in almost instantaneously.

However, to recover and repair a buried cable it is better to have a dog fetch it and Seadog will be described briefly. This creature looks like a battle tank, complete with caterpillar tracks and came into service in 1983.

The vehicle is approximately 8 x 5 x 4 metres and weighs 15 metric tons. It is made of plastics and aluminium and can work at depths of 300m and currents up to three knots.

Four, 2-foot propellers on the sides produce horizontal propulsion and these are driven by hydraulic motors producing a 645kg thrust. Vertical thrust is provided by one propeller fore and two aft. These propellers enable free swimming and the tracks enable crawling on the seabed.

An umbilical connects Seadog to the mother ship which provides power and monitors the returned data. The cable weighs 8kg/m and has a strain limit of 45 tons.

There are three video cameras and one 35mm stills camera. The videos are mounted fore, aft and one on the

manipulator arm. The manipulator arm can lift up to 90kg and is used for cable recovery.

## CABLE MAINTENANCE

No striplings here, these are the big boys both in terms of voltage and weight.

Before the second 132kV Isle of Wight cable was laid, old telegraph cables were being recovered and the first 132kV cable was picked up by mistake. A cutter with a force of 27 tons was required to sever the damaged cable and simultaneously a new section was run out from the mainland.

It took eight hours to recover 1055 metres of cable and about six days to joint the new one. During these operations, the cable was held firmly and maintained under oil pressure. The insulation and screens were stripped off and the centre conductors welded. A lead sleeve was applied and the surrounding air extracted. Degassified oil was pumped around the joint and a lead patch was placed over the oil nipples.

The joint was then reinforced, anticorrosives were applied and the armour welded together. Close whippings of yarn followed and to test the cable, 264kV was applied for 15 minutes.

## SUMMARY

The history of submarine cables has been traced starting with the earliest telegraph cable and moving onto modern coaxial cables and optical fibres.

The volume and diversity of traffic has also grown from telegraphy to telephony, telex, data, sound and vision including videoconferencing. The impact of new technologies like circuit multiplication as well as the competition from satellites has been considered.

A brief history of the evaluation of the UK telephone network was included as well as a survey of old and new cables. CANTAT2 and the 14MHz and 45MHz systems were described in more detail and a brief description of optical communications was given.

Power cables are in a class of their own

## UNSUNG GENIUS

The genius of some inventors is sometimes unknown except to their closest colleagues, and yet their creativity can have had a profound influence on our daily lives.

Samuel Ruben was one such scientist, and who died in July 1988 at the age of 88. He had close connections with Duracell Batteries and was the inventor of some fundamental electronic devices. Yet he was practically unknown outside of Duracell.

Among the items invented by Ruben were the dry plate rectifier and the dry electrolytic capacitor. These have been familiar now for many decades, but probably few know from whom they had originated, despite the fact that he was thus virtually responsible for the

## GLOSSARY OF TERMS

adpcm	adaptive differential pulse code modulation
ANZCAN	Australia, New Zealand, Canada cable
apd	avalanche photo-diode
CANTAT	Canadian - Transatlantic
CME	circuit multiplication equipment
CS	Cable Ship
dsb	double side band
fdm	frequency division multiplex
hypergroup	900 channels, 15 supergroups
iru	idefeasible right of user
laser	light amplification by stimulated emission of radiation
led	light emitting diode
mastergroup	five supergroups
pcm	pulse code modulation
pin	positive intrinsic negative
psf	power separation filter
PLUTO	Pipeline Under the Ocean
regenerator	inserts new pulses for old in a digital system
repeater	amplifies an analogue signal
supermaster-group	900 channels, three mastergroups
supergroup	60 channels, five groups
SEA-ME-WE	South East Asia - Middle East - Western Europe
ssb	single side band
TAT	Transatlantic
translation	moving a band of frequencies into a higher or lower band

even when it comes to maintenance. Some idea was given of fault finding techniques on telephone cables. Cable ships were described and the increasing use of submersibles for maintenance was highlighted.

The future will be very exciting with digital techniques being developed for both cable and satellite. How well cables will fight off the satellite threat remains to be seen.

PE

change from battery powered to mains powered radios in the 1920s.

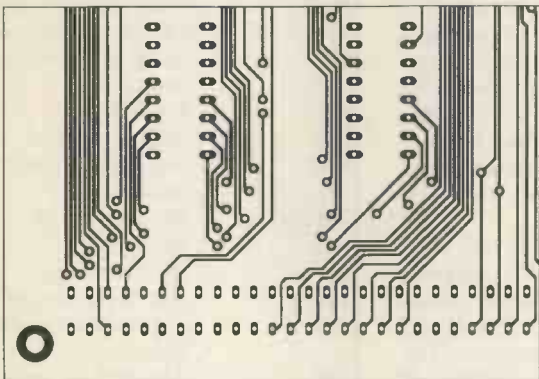
In association with Duracell's founder, P.R. Mallory (after whom the original Mallory company was named), Ruben also developed the first practical design for an alkaline cell. His mercury battery arrived just in time for World War Two, during which the cell's consistent voltage and resistance to deterioration under adverse conditions made it the preferred power source for battery powered military equipment.

Despite being self taught and without formal qualifications, Samuel Ruben was awarded many academic honours, including three honorary doctorates. At the time of his death he was professor of physics at Reed College in Portland, Oregon, USA. Ed.

# MAKING ELECTRONICS C.A.D. AFFORDABLE

## PCB LAYOUTS AND SCHEMATICS

### EASY-PC AND TINY-PC



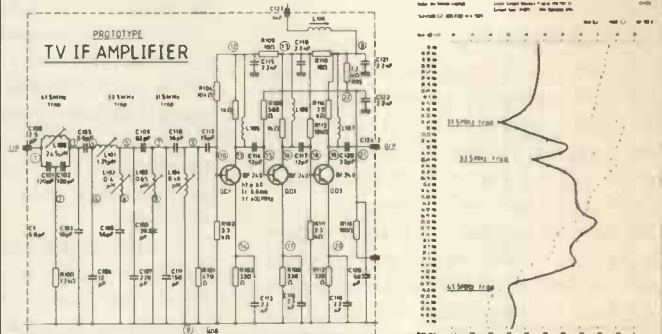
Excellent quality from dot matrix printer

Are you still using tapes and a light box.  
 Have you access to an IBM PC/XT/AT or clone incl. Amstrad 1640 & 1512?  
 Would you like to be able to produce PCB layouts up to 17" square?  
 With up to 8 track layers and 2 silk screen layers?  
 With up to eight different track widths anywhere in the range 002 to 531?  
 With up to 16 different pad sizes from the same range?  
 With pad shapes including round, oval, square, with or without hole?  
 With up to 1500 IC's per board, from up to 100 different outlines?  
 That can be used for surface mount components?  
 That is as good at circuit diagrams as it is at PCB's?  
 Where you can learn how to use it in around half an hour?  
 Standard output to dot matrix printer. Pen-plot and Photo-plot drivers available.

Price: TINY-PC £95.00 + VAT  
 EASY-PC £275.00 + VAT

## CIRCUIT ANALYSIS BY COMPUTER

### ANALYSER I AND ANALYSER II



For IBM PC/XT/AT and clones inc. Amstrad 1512, 1640, R.M. NIMBUS, BBC B, B+, and Master, Spectrum & Amstrad CPC series.

"ANALYSER II" - Analyses complex circuits for GAIN, PHASE, INPUT IMPEDANCE, OUTPUT IMPEDANCE and GROUP DELAY, over a very wide frequency range.

Can save days breadboarding and thousands of pounds worth of equipment.

Prices from £20 - £195.00 + VAT

Write or phone for full details:

**Number One Systems Ltd** **1**

REF  
 Harding Way, St. Ives, Huntingdon  
 Cambs. PE17 4WR. Tel: St. Ives (0480) 61778

## COMPUTER CONTROL

### Interspec & Interbeeb multi-purpose interfaces

These compact cased units both offer the following facilities:

- 8 channel 8 bit analogue to digital converter (1mS conversion)
- 4 24V/1A relay outputs
- 8 bit TTL Input port
- 8 bit TTL output port
- DCP BUS expansion system for adding extra accessories
- Easily programmed with single BASIC (or machine code) commands. Ideal for robotics, models, automation, test, research etc.

**Interspec** is designed for connection to any model of Spectrum computer and is powered from the computers power supply.

Special offer price £29.95 including VAT plus £1.95 p & p per order.

**Interbeeb** is designed for use with the Acorn BBC or Master computers & comes complete with ribbon cable for connection to the micro's 1MHz Bus socket & specially designed mains power unit. (can also be used with Archimedes fitted with Acorn I/O Podule).

Special offer price £49.95 including VAT plus £1.95 p & p per order.

**Connector Packs** are also available at £2.95 for use with above:

Connector Pack 1: Three plugs for both TTL ports & the DCP BUS.

Connector Pack 2: Ten 2mm plugs for analogue, switch & relay.

**Remote control Buggy:** This battery model incorporating twin motors & gearboxes forms an ideal introduction to computer robotics supplied complete with plugs, cable & detailed project booklet.

Price £11.95 inc or special set including Interspec £39.95 inclusive.

**Orders** are normally despatched by return (cheque/P.O. payable to 'DCP Microdevelopments Ltd').

Trade & overseas enquiries welcome.

We are established designers & manufacturers of computer control interfaces for home, industry and education use. This is just a small selection from a large range of products compatible with many personal computers including Acorn, Amstrad, Apple, Commodore, IBM and Sinclair. For full information please write, telephone or FAX:

DCP Microdevelopments Ltd,  
 2 Station Close,  
 Lingwood,  
 Norwich, NR13 4AX.

Technical: (0480) 830997  
 FAX: (0480) 830534



## TWO GREAT HOBBIES

ONLY  
 £124.50  
 INC VAT



## ... IN ONE GREAT KIT!

The K5000 Metal Detector Kit combines the challenge of DIY Electronics assembly with the reward and excitement of discovering Britain's buried past.

**THE KIT** - simplified assembly techniques require little technical knowledge and no complex electronic test equipment. All stages of assembly covered in a detailed 36 page manual.

**THE DETECTOR** - features Analytical Discrimination & Ground Exclusion, backed by the proven pedigree of C-Scope, Europe's leading detector manufacturer.

Ask at your local Hobby/Electronics shop or contact:-

**CSCOPE** C-Scope International Ltd., Dept. PE  
 Wotton Road, Ashford, Kent TN23 2LN.  
 Telephone: 0233 629181.

# PLD PROGRAMMER

Part Two By Chris Kelly and Steve Pattinson

## PROGRAMMED FOR A SENSE OF ACHIEVEMENT

Concluding a low cost project board for simple diy programming of the PLS103.

Most of the components are situated on the main pcb shown in Fig. 9. First mount the small components, such as resistors and diodes, as some of these fit tightly between some of the taller components such as the multi-turn potentiometers. Take care in observing the polarity of the diodes and electrolytic capacitors. Insert links LK1 and LK2 which are located upper centre.

A panel case of 12in x 6.5in x 3.5in minimum depth at the rear is suitable for housing all the components and providing sufficient space for an uncluttered panel lay-out.

The switches, leds and 28-pin zif (zero insertion force) socket are mounted on

the case front panel. The zif socket is soldered to a sub-assembly pcb as shown in Fig. 10, which also supports pull-up resistors R42 to R50.

Wire between panel-mounted components, zif pcb and the main pcb using ribbon cable where convenient. Wire the rotary switch and led connections first, followed by the remaining wires. Ensure there is sufficient slack in the wiring for the panel to stand upright from the case.

Ensure that the wire-ends and resistor leads are cut flush to the reverse side of the zif pcb (note, the non-solder side). Apply double-sided tape around the zif socket, which will also act as an insulator

from the aluminium panel, and firmly secure the assembly to the underside of the panel with the zif socket protruding through.

Mount the mains connector, mains fuse holder and optional neon mains indicator at the left rear of the case. Finally, secure the transformer and capacitor C4 to the base of the case to the left of the main pcb and complete the wiring between these components.

### SETTING UP

Before inserting your first pld for programming, the voltage outputs of the regulators need setting up.

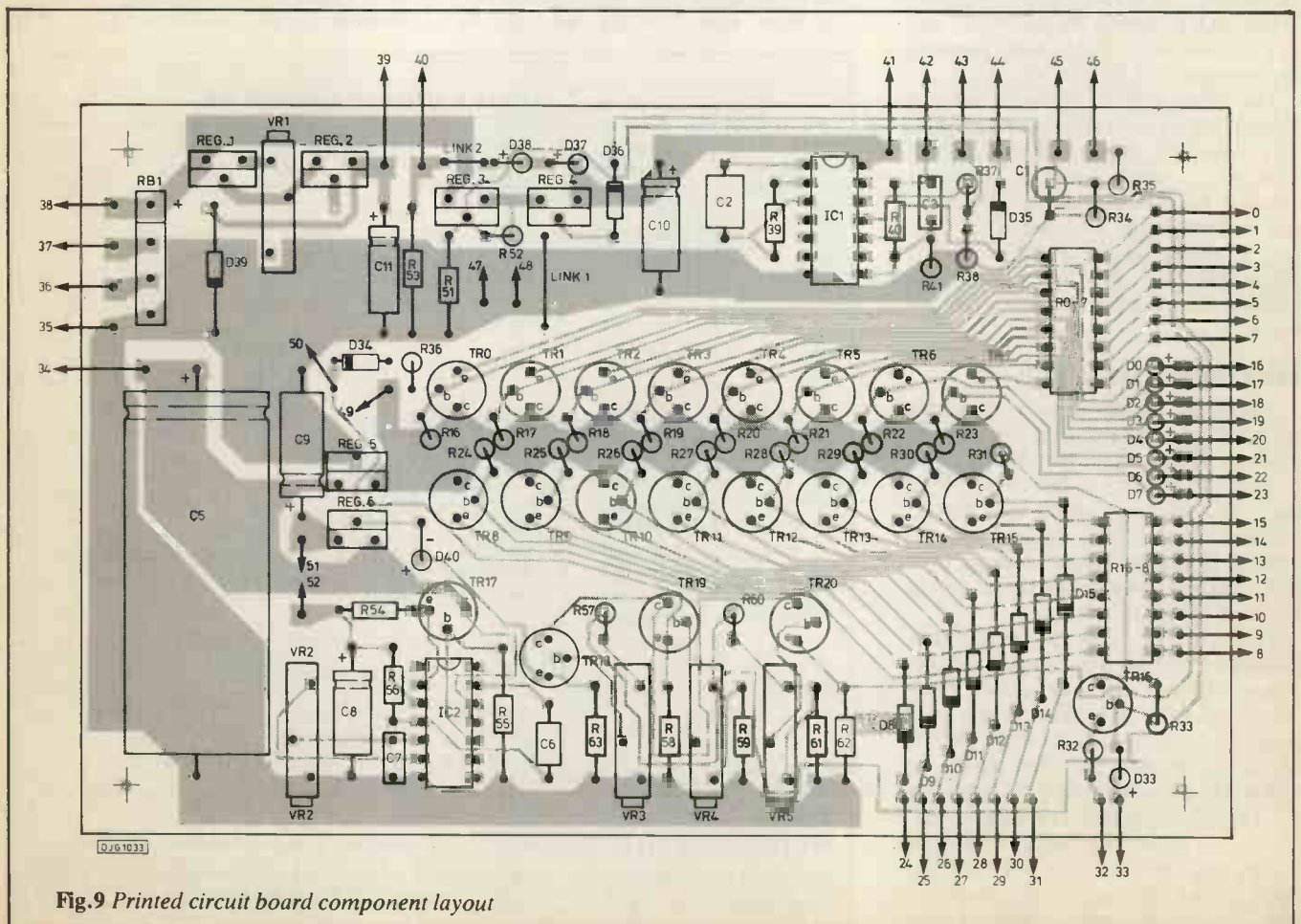


Fig.9 Printed circuit board component layout



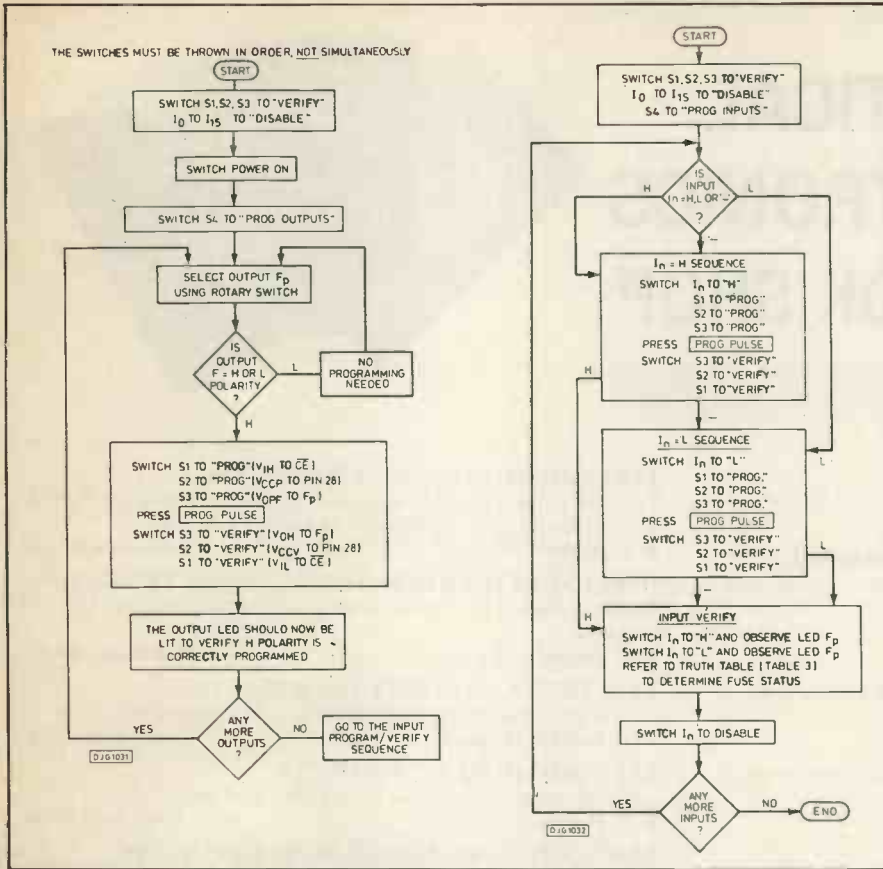


Fig.11 (left) Output polarity program/verify.  
Fig.12 (right) Input program/verify sequence.

appears to be getting hot, switch off for a while and break the programming into shorter sessions.

After you have followed the flowcharts once or twice the sequence of operations will seem logical and easy to follow. You should have a working device within minutes, accompanied with the same sense of achievement when you

programmed your first microprocessor. Steve Pattinson, co-author of this project, has kindly offered to supply readers with a durable front panel overlay and drilling template for £4.50 plus 50p p&p. Write to him at 34 Mountway Road, Bishops Hull, Taunton, Somerset, TA1 5DS.

PE

	Input In switch position	
	L	H
Output when F <sub>n</sub> programmed H and input programmed H	L	H
Output when F <sub>n</sub> programmed H and input programmed L	H	L
Output when F <sub>n</sub> programmed L and input programmed H	H	L
Output when F <sub>n</sub> programmed L and input programmed L	L	H
Output when F <sub>n</sub> programmed H and input programmed 'don't care' (—)	H	H
Output when F <sub>n</sub> programmed L and input programmed 'don't care' (—)	L	L
Output when F <sub>n</sub> programmed H and input 'unused' (O)	L	L
Output F <sub>n</sub> when programmed L and input 'unused' (O)	H	H

Table 3: Full verification table

## PLD BACK ISSUES

For those who missed the two articles on the theory of programmable logic devices we have a limited number of back issues available from November and December '87. They are £1.50 each, including UK postage (£2.00 overseas)

## DOUBLE LASING

I know someone who is responsible for training staff at her office in the gentle art of using computers.

Recently she showed a temporary office girl how to print out hard copy from a computer to a laser printer. Initiation over, the temp was left to print out single copies of numerous documents. Job successfully done,

friend then asks temp to make several copies of another document.

A few minutes later temp comes back in distress. "Please miss", she cries, "it's eaten them!"

Friend marches temp back to laser printer to establish the nature of its hunger. It had indeed consumed the copies. But that's hardly surprising since temp had neatly interleaved carbon paper with the requisite

number of plain sheets and fed the complete bundle into laser printer. Unlike typewriters, but more like photocopiers, laser printers don't work that way, and certainly don't appreciate a non-standard diet.

The engineer who came to sort out the mutilated mess didn't appreciate it either. We don't yet know what friend's accounts department thinks of the episode. Ed.

## MAKE YOUR INTERESTS PAY!

More than 8 million students throughout the world have found it worth their while! An ICS home-study course can help you get a better job, make more money and have more fun out of life! ICS has over 90 years experience in home-study courses and is the largest correspondence school in the world. You learn at your own pace, when and where you want under the guidance of expert 'personal' tutors. Find out how we can help YOU. Post or phone today for your FREE information pack on the course of your choice (tick one box only).

Electronics <input type="checkbox"/>	Radio, Audio and TV Servicing <input type="checkbox"/>
Basic Electronic Engineering (City & Guilds) <input type="checkbox"/>	Radio Amateur Licence Exam (City & Guilds) <input type="checkbox"/>
Electrical Engineering <input type="checkbox"/>	Car Mechanics <input type="checkbox"/>
Electrical Contracting/Installation <input type="checkbox"/>	Computer Programming <input type="checkbox"/>
GCE over 40 'O' and 'A' level subjects <input type="checkbox"/>	

**ICS**

Name \_\_\_\_\_ P. Code \_\_\_\_\_  
Address \_\_\_\_\_

International Correspondence Schools, Dept EDS CB, 312/314 High St., Sutton, Surrey SM1 1PR. Tel: 01-843 9568 or 041-221 2926 (24 hrs).

## SOFTMACHINE DISTRIBUTION LTD

FOR OEMS/TRADE

- ★ EPROM WRITER
- ★ PC HAND TOOLS
- ★ COMPUTER CASES
- ★ MAIN BOARDS
- ★ EPROM ERASER
- ★ CPU STANDS
- ★ POWER SUPPLY
- ★ MONITORS

TRADE HOURS: 10 - 6pm

TEL: 01-8077644

FAX: 01-807 2748

**SOFTMACHINE**  
DISTRIBUTION LTD

SOFTMACHINE DISTRIBUTION LTD  
UNITS F18/F25, HARBET ROAD,  
LEA VALLEY, EDMONTON,  
LONDON, N18 3LR ENGLAND.



# PRACTICAL ELECTRONICS

## ARMCHAIR BOOK SHOP



### INTRODUCING DIGITAL AUDIO

A non-mathematical introduction to the new digital technology.  
 Ian R. Sinclair. 112 pages. £5.95

### PRACTICAL DIGITAL ELECTRONICS HANDBOOK

For enthusiasts, technicians and students. With nine constructional projects.  
 Mike Tooley. 208 pages. £6.95

### PRACTICAL MIDI HANDBOOK

For musicians and electronic enthusiasts: a practical how-to book.  
 R.A. Penfold. 160 pages. £5.95

### ELECTRONICS : BUILD AND LEARN

An introduction to electronics for the first timer. With constructional projects.  
 R.A. Penfold. 128 pages. £5.95

### ELECTRONIC HOBBYISTS HANDBOOK

Provides a source of information that the amateur enthusiast is likely to need for day-to-day pursuance of hobby electronics  
 R.A. Penfold. 88 pages. £4.95 Order code BP233.

### HOW TO GET YOUR ELECTRONIC PROJECTS WORKING

Essential reading for anyone who wants first-time success in project assembly.  
 R.A. Penfold. 81 pages. £2.50 Order code BP110.

### ELECTRONIC SECURITY DEVICES

Full of ideas and examples for keeping your property safe.  
 R.A. Penfold. 102 pages. £2.50 Order code BP56.

### ELECTRONIC MUSIC PROJECTS


24 Simple music projects for the creative musician.  
 R.A. Penfold. 106 pages. £2.50 Order code BP74.

### MORE ADVANCED POWER SUPPLY PROJECTS

A companion book to BP76 and of interest to anyone who needs information on recent psu developments.  
 R.A. Penfold. 92 pages. £2.95 Order code BP192.

### AN INTRODUCTION TO SATELLITE TELEVISION

Informative answers to many of the questions about the fast arriving communications revolution.  
 F.A. Wilson. 104 pages. £5.95 Order code BP195.



### GETTING THE MOST FROM YOUR MULTIMETER

R.A. Penfold £2.95 Order code BP239

### BEGINNERS GUIDE TO BUILDING ELECTRONICS PROJECTS

R.A. Penfold £1.95 Order code 227

### IC PROJECTS FOR BEGINNERS

F.G. Rayer £1.95 Order code BP97

### 340 SOLDERLESS BREADBOARD PROJECTS

R.A. Penfold Books 1 and 2 £2.25 each Order codes BP107 and BP113

### PRACTICAL ELECTRONIC BUILDING BLOCKS—BOOK 1

### PRACTICAL ELECTRONIC BUILDING BLOCKS—BOOK 2

R.A. Penfold. Book 1 128 pages, Book 2 128 pages, £1.95 each  
 Order codes BP117, BP118.

## BOOK ORDER FORM

Remittance should be sent to:  
 PE Book Service, Practical Electronics,  
 Intra House, 193 Uxbridge Road, London W12 9RA.  
 Cheques should be crossed and made payable to  
 Intra Press.

Please supply the following books:

BOOK DESCRIPTION	CODE	QTY	PRICE


UK ORDERS ADD 50p POST PER BOOK

OVERSEAS ORDERS ADD 70p POST PER BOOK

TOTAL ENCLOSED

NAME AND ADDRESS

# PRACTICAL ELECTRONICS ARMCHAIR BOOK SHOP



## PRACTICAL ELECTRONICS HANDBOOK

A useful and carefully selected collection of standard circuits rules-of-thumb, and design data for professional engineers, students and enthusiasts involved in radio and electronics.

This revised edition contains more details on computers and microprocessors and has been brought up to date throughout.

Ian Sinclair. 1986 Revised Edition.

£7.95

Order code NT1.

## OSCILLOSCOPES (HOW TO USE THEM, HOW THEY WORK)

This second edition has been updated to cover new techniques and new instruments which have been introduced since the publication of the first edition in 1981. Illustrated with diagrams and photographs of many more oscilloscopes than the first edition, the book will appeal to everyone who wants to know about oscilloscopes, from the school student to the graduate, from the hobbyist to the technician.

Ian Hickman. 2nd Edition 1986.

£6.95

Order code NT3.

## OP-AMPS (THEIR PRINCIPLES AND APPLICATIONS)

This edition provides a source of practical circuits using both new devices and well-established ones like the 741, and including all component values. Written in a simple, non-mathematical style and specifically directed to the non-academic reader.

Brian Dance. 2nd Edition 1986.

£6.50

Order code NT2.



## DIGITAL IC EQUIVALENTS AND PIN CONNECTIONS

A. Michaels. 256 pages. £5.95

Order code BP140.

## LINEAR IC EQUIVALENTS AND PIN CONNECTIONS

A. Michaels. 320 pages. £5.95

Order code BP141.

## INTERNATIONAL TRANSISTOR EQUIVALENTS GUIDE

A. Michaels. 320 pages. £3.50

Order code BP85.

## POWER SUPPLY PROJECTS

R.A. Penfold. 96 pages. £2.50

Order code BP76.

## MIDI PROJECTS

R.A. Penfold. 96 pages. £2.95

Order code BP182.

## MORE ADVANCED ELECTRONIC MUSIC PROJECTS

R.A. Penfold. 128 pages. £2.95

Order code BP174.

## MODERN ELECTRONIC TEST EQUIPMENT

The subjects covered include analog and digital meters, oscilloscopes, signal sources, frequency, time and event counters, spectrum and logic analysers, displays and automatic test equipment.

Keith Brindley. £6.95

Order code NT4.

## NEWNES ELECTRONICS POCKET BOOK

Despite the increasing emphasis on microcomputers, the aims of the book are unchanged; namely the presentation of all aspects of electronics in a readable and largely non-mathematical form for both the enthusiast and the professional engineer.

E.A. Parr. 5th edition £9.95

Order code NT10.

## BEGINNER'S GUIDE TO INTEGRATED CIRCUITS

An outstanding book for the beginner to electronics.

Ian R. Sinclair. Second edition

£5.95

Order code NT8.

## INTRODUCTION TO 6800/6802 MICROPROCESSOR SYSTEMS, HARDWARE, SOFTWARE, EXPERIMENTATION

"This book is very thorough." (*Electronics and Computing*)

"This text has long been needed ... essential reading." (*Micro Forecast*).

R.J. Simpson & T.J. Terrell New Edition

£10.95

Order code NT9.



## GETTING THE MOST FROM YOUR PRINTER

A guide to making the most of your printer.

J.W. Penfold £2.95

Order code BP181

## MICRO INTERFACING CIRCUITS BOOK 1

## MICRO INTERFACING CIRCUITS BOOK 2

R.A. Penfold. Book 1 112 pages £2.25, Book 2 112 pages, £2.75

Order codes BP130, BP131.

## AN INTRODUCTION TO COMPUTER PERIPHERALS

J.W. Penfold. 80 pages. £2.50

Order code BP170.

## MICROPROCESSING SYSTEMS AND CIRCUITS

F.A. Wilson. 256 pages. £2.95

Order code BP77.



# Free Reader Adverts

*Searching for that elusive component? Surplus equipment to sell? Read the rules and fill in the form below to have your free ad published in PE BAZAAR.*

**Wanted:** Service Manual for Pioneer CT660 cassette tape deck or copy. R. Hobbs, 95 Thirlmere Drive, Moseley, Birmingham B13 9QL Tel: (021) 778 2888.

**Wanted:** 1 solo software speech synthesiser (Speakeasy) for Sharp MZ700 Tel: after 6 p.m.: R. Bailey, (0222) 488779.

**PCB Etching** New fast clean method without ferric chloride. SAE + 10p stamp for details to N.M. Froggett, 26 King's Road, Honiton, Devon EX14 8HW.

**Atari 800XL** computer with 1010 records and game tapes £75. Mr R.S. Perrin, 52 Heygate Avenue, Southend-on-Sea, Essex SS12 2AR.

**Wanted:** Circuit to make TV into oscilloscope via modulator. Not computer. T. Churchill, 7 Teal Close, Weston-super-Mare, Avon. Tel: (0934) 513428.

**Variac** 0-250V 9A £45. Isolation Trany. 600VA with 13A plug/socket, £30. A.D. Jones Penwood, The Avenue, Ross-on-Wye, Herefordshire HR9 5AW. Tel: Ross 63626.

**Panasonic** Mon 5" TV model TR5030G U/VHF mains and rechargeable

batteries, £60. Tel: Chard (04606) 61955.

**Printer for Sale** Epsom MX80-F/T, £99 as new condition. B. Thurlow, 3 Broadway House Bromley Road, Downham, Kent BR1 4PA.

**Wanted:** Vulcan executive chess computer with L.C.D. chessboard. Mr. A. Reekie, 12 Charterhouse Drive, Aintree, Liverpool L10 8JZ. Tel: (051) 531 7140.

**Marconi signal generators** TF144H TF801A Q-Meter TF1245 bridge TF1313 attenuator TF1073 M. voltmeter TF899 bug-key HRO details Tel: (0293) 885701.

**Brand New Vero Easiwire** kit, £9.50. Vero block kit includes component panel, design pad, \$6. Mel Saunders, 7 Drumcliff Road, Thurnby Lodge, Leicester LE5 2LH.

**Dynatron battery** LW/MW radio 2XPP9-18V. Push-btn/manual ferrite wooden cabinet, quality tone as new. £15/post mains-unit extra. Mr. E.G. Middleton, 30 Zodiac Court, 165 London Road, Croydon CR0 2RJ Tel: 01-686 2031.

**40 copies** of Practical Electronics magazine, dates between 1966 to 1969. What offers? Tel: (0304) 823163 evenings.

**Chips for sale**, 56 off HM4716AP3 and 8 off 4164-20NL, offers please. M. Treagus, 30 Hampton Lane, Blackfield, Soton, SO4 1ZA. Tel: (0703) 893596.

**Wanted** Microprocessor trainer and course books. Mr M. Winfield, Glebe Cottage, Winsor Road, Winsor, Southampton SO4 2HJ.

**Wanted** Counter I.C. AY-5-8100 X-TAL 1.28 MHZ. Will pay reasonable price for both. S.K. Lai, 172 JLN Hujan Emas 4, Bkt. Indah, JLN Klang Lama, Kuala Lumpur, Malaysia.

**Wanted** Back copies of any electronics magazines published in Britain and foreign countries, also books. Please send details to Steve, 23 Kensington Ave, Normanby, Middlesbrough, Cleveland TS6 0QQ.

**Maplin** Matinee organ for sale, 3 years old. Needs slight attention, hence £200, buyer collects please. A.T. Williams, Tel: 0948-74-479 evenings.

**Bargains** Scalamp galvanometer £12. Handsome wooden-cased resistance box, collector's item, £20. Tel: Simon on (0254) 662423.

**Disc drives** Diablo series 30 15" front loading, 3 off, 15" discs 15 off. £20 the lot. Tel: (0705) 266856.

**Wanted** Schemo's for circa 1957 military radio reception set R210 Ref No. ZA46729 by A.T. &E. Brig North England Help? Mr Chris Mentis, 923 Southdown Road, Mississauga, Ont. Canada L5J 2Y6.

**Finally Moved!** Lots of surplus components still to go! Dragon transformers, repairs CPUs 9900, Z80, 6502. Nic Spiers, 20 Eaton Way, Gt. Totham, Essex CM9 8EE.

**Scopex** 4D25 D/B scope to 25MHZ, £110. Dawe 1214B stroboscope, £35. Tel: (0294) 64144 evenings. D. Russell, 9 South Beach Road, Ardrossan, Ayrshire KA22 8AX.

**RS Signal generator** stock no 610-635, catalog price £230, reasonable offers please. Ask for Stuart, Tel: (0282) 411457.

**Wanted** Full set of 10 valves for telequipment scope, cash paid. D. Randerson, 21 Edale Road, Sneinton Dale, Notts NG2 4HT. Tel: (0602) 503603.

**For Sale** Practical Electronics Vol 1-10 1964-74 (one copy missing) in binders. Vol 11-16 loose but complete, offers. J.K. Eley Tel: (0533) 871522.

**Wanted** Colour monitor suitable BBC B. Bill Worsell Tel: (0794) 513263. 4 Durban Close, Romsey Hants SO51 7LJ.

**Hammond** reverb unit, 96 note generator board, Maplin autochord board's full data, £40 P. Paid. Seon Smyth, "De Porres", 67 East Princes St. Helensburgh G84 7DG. Tel: (0436) 71181.

## PE BAZAAR

Name & Address			

Please publish the following small ad. FREE in the next available issue. I am not a dealer in electronics or associated equipment. I have read the rules.  
Signature.....Date.....

**RULES** Maximum of 16 words plus address and/or phone no. Private advertisers only (trade or business ads. can be placed in our classified columns). Items related to electronics only. No computer software. PE cannot accept responsibility for the accuracy of ads. or for any transaction arising between readers as a result of a free ad. We reserve the right to refuse advertisements. Each ad. must be posted within one month of cover date. (One month later for overseas readers).  
Send this form (or a photocopy of it) to:  
PE Bazaar, Practical Electronics, 193 Uxbridge Road, London W12 9RA.



# OF DISCS AND DIGITS

BY TOM IVALL

## HIS MASTER'S MEGABYTE

*God may have created the brain, but man is doing his best with the gramophone record.*



Before 1988 runs out I'd like to mention two further anniversaries which have more than average significance for the world electronics industry.

In the January issue I reminded readers that 1988 was the centenary of the discovery of electromagnetic waves, and argued that this led to the formation of the radio industry which in turn gave birth to the electronics industry. After a lot of celebration in the press and on radio and tv, you probably haven't failed to notice that 1988 is also the centenary of the invention of the disc gramophone by Emile Berliner.

The other anniversary is less well known. This year is the jubilee of pulse-code modulation, which Alec Reeves of STC patented in 1938. With the benefit of hindsight we can now see a technological link between the inventions of Berliner and Reeves – in modern information technology.

Of course the first disc gramophones or 'talking machines', were entirely acoustic devices. But the convenience and popularity of the disc record, compared with the earlier Edison cylinder, produced a revolution in home entertainment. The talking machine became predominantly a music machine. Such popularity was a spur to further technical and commercial development, and the most important step was the change to electrical recording and reproduction.

Lee de Forest had invented the triode valve in 1906 and this, followed by the tetrode and pentode, became cheap and plentiful in the 1920s with the advent of broadcasting. The possibility of electronic amplification gave us the record player and radiogram.

Sound reproduction equipment became a substantial part of the consumer electronics industry and led to the almost separate activity of hi-fi. But from the point of view of the Berliner-Reeves link method above the most significant thing was that the gramophone record was a new way of storing information. When digital recording, cd and the video disc eventually arrived this fundamental point became very obvious.

Any new technique for recording and storing information is a further oppor-

tunity for human development – from writing on clay, stone, ivory and papyrus to modern printing on paper and electronic storage. Quite apart from its practical help in producing the material basis of life, information storage – from the memory traces of the wandering bard to modern sound, video and text media – is the physical means by which we pass on the culture. Without it we would remain primitive creatures, perhaps intelligent but merely repeating the pattern of the species. Knowing nothing of the past, we would be unable to build on previous experience.

The arrival of gramophone records, of course, provided the commercial incentive to the development of magnetic recording. Although many audio and video tape cassettes are intended as permanent, play-only records of entertainment material the fact is that the magnetic oxide coating allow writing as well as reading. This characteristic, plus all the sound recording/playing technology by then available, made magnetic recording an attractive form of bulk storage for digital computers. Magnetic drums arrived first, followed by magnetic tapes, floppy discs and hard discs.

Here we come to information technology, broadly a marriage of computers and telecommunications. Alec Reeves developed pulse-code modulation mainly with the idea of using the constant-amplitude, on-off pulses of telegraphy to make telephony digital, thereby beating the ever-present noise problem. As we know, digital telephony, and digital everything-else-you-want-to-send, is now commonplace. But in the process Reeves had constructed the first working analogue-to-digital converter.

This device was the practical embodiment of a basic principle at the heart of information technology: that all information, whatever its original form, can be represented as patterns of binary choices – what we now call binary digits or bits. Everything can be digitised. The patterns of bits can be frozen in static form in magnetic or semiconductor memories, or they can be sent along wires as trains of pulses. Using both these forms of existence, the bits can also

be manipulated in logic circuits or digital processors. So storage, processing and transmission are the three basic techniques of information technology.

One of the problems of magnetic storage is its serial, time-dependent nature. There has to be relative mechanical movement between the magnetic field and an electrical conductor to make it work. This limits the speed at which information can be written-in or read-out. But the limitation has spurred on the development of the semiconductor memory. Originally intended for high-speed, low-capacity storage, it is now getting more and more capacious in its ability to hold information.

By 1988 the dynamic random access memory chip (dram) has become capable of storing 4 million bits (megabits). This doesn't seem much compared with the 10,000 to 20,000 megabits of read-only bulk storage devices such as optical discs and holographic memories, or the 150,000 megabits of videotapes. But the semiconductor storage method allows rapid access, and such chips are now being used for holding complete television fields or musical phrases or other batches of information which have to be handled in real time.

The human brain – the archetype of all memory whether natural or artificial – is estimated to have a storage density of 1000 megabits per cubic centimetre. Whether this figure is accurate or not, electronic engineers will have a hard job to rival the brain's combination of storage density and flexible processing performance. Alec Reeves, who died in 1971, suggested that a storage density of 1 Gbit per cubic centimetre would be an achievable target, though I don't think anyone has got there yet.

Speculating wildly, I suppose the ultimate in artificial memory would be a binary cell formed by a single atom of some material. Theoretically this could be switched between two (binary) states: charged positively to become a cation, and charged negatively to become an anion. I will leave it to PE readers to think out how this could be done in practice. Answers on a post-card please.

PE

## FULL-TIME TRAINING COURSES

**2 YEAR**  
**BTEC NATIONAL DIPLOMA**  
 Electronics and  
 Communications  
 Engineering

(TV, Computers, Programming, IT)

### 1 YEAR

**BTEC NATIONAL CERTIFICATE**

**1. Electronic Equipment Servicing**

(TV, Video, CCTV)

**2. Computing Technology**

(Microprocessors, DataComms, Interfacing)

**3. Information Technology**

(Telecomms, Satellite TV, CD, Networks)

**4. Software Engineering**

(Assembler, BASIC, PASCAL, CAD/CAM)

**COURSES COMMENCE**

Monday 9th Jan./ 24th April 1989

**LONDON ELECTRONICS COLLEGE**

Dep: AA, 20 Penywern Road,  
 London SW5 9SU. Tel: 01-373 8721

## Omicron 2

The practical surveillance solution

17.95  
 inc p&g

- Ideal eavesdropper or baby monitor
- Less than 1/2 matchbox size
- Absolutely shockproof housing
- Built-in sensitive microphone
- Battery life 72 hrs (Alkaline)
- Full 12 months warranty



Simply clip Omicron 2 to battery and hide - no adjustments, no fiddling, no fuss. Hear every sound perfectly on an ordinary FM radio up to 1/4 mile away. This must be the easiest to use, best value surveillance device available.

No quibble 14 day money back guarantee.

TRADE ENQUIRIES WELCOME  
**MILLEA ELECTRONICS**  
 470-472 LEYMOOR ROAD, HUDDERSFIELD, HD7 4GF.  
 Tel: (0484) 460103

### COMPONENT KITS RESISTORS, CAPACITORS, FUSES, DIODES ETC

Save time, trouble and expense on that project by having the components you require to hand.

Our kits are ideal for the Development Lab, service engineer, Repair Shop, Tech College and hobbyist alike. The components supplied in our kits are new and to full specification. They come individually packed in handy re-usable plastic tubes, all contained within a storage unit.

RESISTORS 1/4w C.F. 5%

KIT 25E12-20 12R-1MEG (60 values, 20 of ea.) 1200 = £12.00

KIT 25E24-20 12R-1MEG (120 values, 20 of ea.) 2400 = £21.00

Replacement tubes complete with Resistors 25p ea.

RESISTORS 1/2w C.F. 5%

KIT 50E12-10 12R-1MEG (60 values 10 of ea.) 600 = £13.75

Replacement tubes complete with Res. 25p ea.

RESISTOR TWIN KIT 1/4w and 1/2w C.F.

KIT 25E12-20 12R-1MEG (60 values, 20 of ea.) = 1200

KIT 50E12-10 12R-1MEG (60 values, 10 of ea.) = 600 £25.00

FUSE KIT 20 x 5mm. 25-10amp SB & QB 10 of ea. (300) = £26.50

ZENER DIODE KIT

400mW KIT Z12-10 2.7V 10 of ea. (150) = £12.00

1.3w KIT Z12-10 2.7V 10 of ea. (150) = £13.00

ZENER TWIN KIT

KIT Z12-TWIN-10 2.7-27V 10 of ea. (300) = £30.00

DIODE KIT

400mA 1N4148 (200) 1Amp 4002, 4007 (50 ea)

3amp 5401, 5408 (25 ea) Total 350 = £12.00

Any kit can be put together, if you or your company have a requirement for special or mixed kits we will be happy to quote. Please send s.a.e for full component and product list. Please add 50p P&P and 15% VAT to all orders. MAIL ORDER ONLY.

A.D.A.M. Electronics

P.O. Box 24, Church Crookham, Aldershot

GU11 0DH Tel: 0252-617193

## PRACTICAL ELECTRONICS CLASSIFIED

Reach thousands of serious electronic and computer enthusiasts. Advertise in PE Classified pages: Rates 20p per word or £8.50 per single column cm (plus VAT). Send your advertisement with your remittance to PE, Intra House, 193 Uxbridge Road, London W12 9RA. Tel: 01-743 8888.

**LET PE WORK FOR YOU!**

### FACTORY CLEARANCE SALE

Printed Circuit Boards, 48" by 48" Sheets, single-sided, double-sided, glass and paper. 1/32" + 1/16" + 8" + many off cuts  
 1000 off contactors, 4 pole x 110volts AC - unused, as new.

1000 off compressed air valves, single coil, single port, also double coil, double port 110 volt AC unused, as new.

1000 off modules in McMurdo plug-in boxes with 110 volt transformers, relays and transistors. Ideally converted to time units etc.

Many more items available, telephone or writ for free stock sheets.

**ELECTECHNIQUES Selsley, Stroud, Glos GL5 5JY Tel: (04536) 3129. Fax: (04536) 5921**

### SURPLUS/REDUNDANT ELECTRONIC COMPONENTS WANTED

VCS - Tuners - Transistors - Valves - Diodes etc. any quantity considered - immediate payment.

**ADM ELECTRONIC SUPPLIES**

Tel: 0827 873311 Fax: 0827 874835

Carbon Film Resistors 1/4W E24 series 0.51R to 10MΩ - 1p  
 100 off per value - 75p 1000 off in even hundreds per value - £7  
 Metal Film 1/4W 10R0 to 1MΩ 5% E12 series - 2p 1% E24 series - 3p  
 1/2Watt metal/carbon film E24 series 1R0 to 10MΩ - 1 1/2p  
 1 Watt metal/carbon film E12 series 4R7 to 10MΩ - 5p  
 BC107/8/9 - 12p BC547/8/9 - 8p BC182L 184L - 10p  
 BFY50/51/52 - 20p 2N3055 - 50p TIP31A, 32A - 25p TIP, 41, 42, - 40p

Tantalum head subminiature electrolytics (Mids/Volts)  
 0.1/35, 0.2/25, 0.4/35, 3/3/16, 4/7/16 - 14p 4/7/35 - 15p  
 2/2/35, 4/7/25, 10/5 - 15p 4/7/35, 6/8/16 - 16p 10/16, 22/6 - 20p  
 22/16 - 30p 33/10 - 30p 47/10 - 35p 100/6 - 40p

Aluminium Electrolytics (Mids/Volts)  
 1/50, 2/250, 4/7/25, 4/7/50, 10/16, 10/25, 10/50 - 5p 22/16, 22/25 - 6p  
 22/50, 47/16, 47/25, 47/50 - 6p 100/16, 100/25 - 7p 100/50 - 12p  
 100/100 - 14p 220/16 - 8p 220/25, 220/50 - 10p 470/16, 470/25 - 11p  
 1000/25 - 18p 1000/35, 220/25 - 22p 4700/25 - 70p

Miniature Polyester Capacitors 250V Wkg. Vertical Mounting  
 .01, .015, .022, .033, .047, .068 - 4p 0.1 - 5p 0.15, .22 - 6p 0.47 - 8p  
 1000p to 8200p - 3p .01 to .068 - 4p 0.1 - 5p 0.15, 0.22 - 6p

Mylar Capacitors 100V Wkg. Vertical Mounting E12 Series  
 1000p to 8200p - 3p .01 to .068 - 4p 0.1 - 5p 0.15, 0.22 - 6p

Subminiature Ceramic Plate 100V Wkg. E12 Series Vertical Mounting  
 2% 1P8 to 47P - 3p 56P to 330P - 4p 10% 390P to 4700P - 4p  
 Ceramic plate/disc E6 Series 50V 22P to .047 - 2p

Polyethylene Capacitors 63V Wkg. E12 Series Axial Mounting  
 10P to 820P - 3p 1000P to 10,000 - 4p 12,000P - 5p  
 1N4148 - 2p 1N4002 - 4p 1N5404 - 14p W01 bridge - 25p  
 OA91 - 6p AA143 - 8p W005 - 20p 1N4005 - 6p  
 Zener diodes E24 series 3V3 to 33V 400mW - 8p 1 watt - 12p  
 L.E.D.'s Red, Green & Yellow 3mm & 5mm - 10p 8mm - 35p  
 20mm fuse 0.1A to 5A quick blow - 5p Anti Surge - 8p  
 High Speed drills 0.8mm, 1.0mm, 1.3mm, 1.5mm, 2mm - 30p  
 Expo Reliant drilling machines 12V d.c. with improved 3-jaw chuck 6.50  
 Nicads AA - 80p HP11 - £2 PP3 - £4.20 Universal Chargers - £6.50  
 Glass reed switches single pole make contacts - 8p Magnets - 12p

VAT Inclusive. Return postage 25p (free over £5). Lists free.

**THE C.R. SUPPLY CO.,**  
 127 Chesterfield Road,  
 Sheffield S8 0RN. Tel. 557771.

### TURN YOUR SURPLUS

ICS transistors etc into cash, immediate settlement. WE also welcome the opportunity to quote for complete factory clearance. Contact:

**COLES-HARDING & CO.**

103 South Brink, Wisbech, Cambs.

**ESTABLISHED 15 YEARS**

Tel: 0945 584188

Fax: 0945 588844

### DEANSGATE ELECTRONICS

We stock a large range of electronic components, test equipment, telephone accessories, computer accessories, microphones, speakers, discolighting, mixers, meters, stylus, so call in and have a look around.

263 Deansgate, Manchester  
 Telephone: 061-834 1185

Resistors 1/4 W 5% carbon (E12) 1p metal film 1% (E24) 3p  
 Resistor Pack 85 different E12 values + zero ohm link total contents  
 1000 resistors £8.95

LEDs red/green 3/5mm 6p each. Yellow 11p

Cable ties 75mm 1p each £5.95/1,000 £49.50/10,000

Power transistors TIP33C (NPN), TIP36C (PNP)

100v 25A TOP3 plastic case £1.56ea

100dB piezo buzzer £1.50 standard buzzer £0.80

Solar cells 0.45v 100mA £1.48 700mA £3.50

Stepping motor 4 phase 12v 7.5 step 50 ohms £8.95

SAA1027 stepping motor driver chip £3.95

Miniature FM transmitter Kit 100-108 Mhz high quality sound Ideal for cordless microphones or guitars etc £7.48

Metal latching XLR line plug £1.35 line socket £1.48

Ferric chloride pack for mixing with 1/2L water £1.40

Automatic squeeze action wire strippers £3.45

Special offers Limited Stock

Computer Grade Capacitors with screw terminals

58000uf 60v £4.00 4700uf 63v £1.50

38000uf 20v £1.95 87000uf 10v £1.50

Stereo LW/MW/FM Tuner pre-amp assembly complete with

volume/tone controls and tuning scale

Brand new in makers carton £5.95, faulty £1.95

Circuit diagram description and setting up procedure for tuner

assembly described above £0.50

LCD display 16 digit 7x5 dots dot matrix £2.50

CMOS TTL 74HC 74F Linear transistors kits capacitors resistors tools

etc always in stock

Please add 75p P&P per order VAT included

JPG Electronics 276 Chatsworth Road Chesterfield S40 2BH

Access orders (0246) 211202. Callers welcome

## L.F. HANNEY

77 Lower Bristol Road, Bath, Avon.

Tel: 0225-24811

Your electronic component specialist for Avon,  
 Wilts. & Somerset  
 Closed Thursdays

## OMNI ELECTRONICS

stock a wide range of electronic components at

174 Dalkeith Road  
 Edinburgh EH 16 5DX

Tel: 031 667 2611

Open Mon-Fri 9am-6pm

Sat. 9am-5pm

Send 2x18p stamps for NEW CATALOGUE!

## ★★★ KITS ★★★

- Miniature VHF/FM transmitter £3.75●
  - Telephone transmitter (no batteries needed) £6.99●
  - Automatic telephone monitor to start/stop your cassette when telephone is used, recording all conversations £8.99●
  - Voice operated switch £9.99●
  - AF/RF signal injector tracer £5.99●
  - Bleeper VHF/FM transmitter £9.99
  - High power telephone transmitter £7.99●
  - Tricolour car battery monitor £4.25● Rogerbleep £4.99●
  - Receiver preamp, 15db gain £7.99●
  - Drill speed controller complete with cable, socket, box etc. £9.99●
- SAE LIST. P&P Free. Eire and overseas £2  
Cheque/ P.O. to:  
A.C. Electronics, 99 Greenheath,  
Hednesford, Staffs.

HAVE YOUR ELECTRONIC IDEAS BECOME A REALITY! LET HIGHLAND ITEC DEVELOP AND MANUFACTURE your circuits at a low cost for Proto-Type and Small Production runs with comprehensive documentation which includes: Silk Screen Layouts, Photo-Artworks, Pad-Masters, Solder-Masks, Bill of Parts. Manufacture includes: sizes up to 300x200 mm Single or Double-Sided. FINISH: Roller-tinned and drilled. For more details: Tel: (0463) 226505 or FAX (0463) 226506.

## CAMBRIDGE COMPUTER SCIENCE LTD

51/4 inch Disk Drives, 80 Track DSDD £34.00  
51/4 inch Disks, DSDD 48TPI Boxed in 10s £3.50  
Mono Monitors, Composite Video Input £39.50  
Dot Matrix Printers, 80 Col, Parallel, PC Compatible £105.00  
All items new and boxed. Add 15% VAT to all prices.  
Postage included  
374 Milton Road, Cambridge, CB4 1SU  
Tel: 0223 327602

D.O.S. TRAINING XT/AT and Amstrad  
Compatibles. Works on any 5 1/4 floppy or/and hard  
drive combination. Disks and textbooks £18.00 +  
£1.25 p&p. ALSO Floppy Disks, 5 1/4 premium  
guaranteed quality. Double sided, double density for  
XT - £6.00 for 10. Above disks include Box, Labels,  
Sleeves, Tabs. Guaranteed. Bulk F.D. 5 1/4 DS/DD  
disks only at £5.00 for 10. Add p&p 65p per 10 disks  
Cheques or money orders to: Shipman Company,  
Technical Training Centre, 3 Wilford Grove  
SKEGNESS, Lincs, PE25 3EZ.

Video senders £14.90. Aerial boosters £9.70. S.A.E.  
for leaflets. Electronic Mail Order, Ramsbotham,  
Lancs. BL0 9AG

## REDUNDANT STOCK- FANTASTIC BARGAINS

10Mb Winchester £50, Sanyo MBC550 PC alike  
£150, 5 1/4 DS floppy drive £25, QWERTY  
keyboard RS232 out with info £15, RGB 20"  
monitor £35, Computer PCBs with 8086 etc for  
parts £10/Kg. Add £6.50 P&P on larger items.  
Send £1 for complete list. Cheques to B.  
Thurlow, 64 Newman Street, London W1A  
4SE

OSCILLOSCOPE Farnell, D.T.C. 12 dual trace  
D.C. 12 MHZ, component testing, shoulder case  
as new. List price £450 + VAT. Sell at £350. Tel:  
651-5713.

VOICE/SOUND activated switches, easy to  
follow diagrams and uses. Only £1.00.  
Components and PCBs available: Herrington,  
63 Home Farm Road, Hanwell London W7 1NL.

## SERVICES

PCB Services, PCBs draughted on Autocad. We will  
make drilled PCBs to your specifications. 1 offs to  
small production runs. Send your Artwork or circuit  
diagrams. Cost 6p/cm<sup>2</sup> single sided 12p/cm<sup>2</sup> double  
sided, 2p/cm<sup>2</sup> for Artwork production. For further  
details contact Tommy Knight, Production Dept.,  
Intec (Inverclyde) Ltd, 5 East Blackhall Street,  
Greenock PA15 1HD.

HEATHKIT U.K. Spares and service centre.  
Cedar Electronics, Unit 12, Station  
Drive, Bredon, Tewkesbury, Glos. Tel  
(0684) 73127

## MISCELLANEOUS

VHF MICROTRANSMITTER KIT, tuneable 88-115  
MHZ, 500 metre range, sensitive electret  
microphone, size 25mm x 20mm. SPECIAL OFFER  
complete kit ONLY £3.95 POST FREE. Access  
orders telephone 021 411 1821 (24 hrs),  
cheques/P.O's to: Quantek Electronics Ltd., (Dept  
PE), 45a Station Road, Northfield, Birmingham  
B31 3TE.

CLEARANCE SALE of components, transistors  
capacitors, potentiometers transformers etc. Send  
large S.A.E for free list. M. Dziubas, 158  
Bradshawgate, Bolton, Lancs.

CLEARANCE, Wide variety items, electronics,  
mechanical, optical, motors, tools, collectors'  
Items. Valves 1/2 dealer's price. SAE for list.  
Laboratories, Maplehurst RH13 6LL Tel: (040)  
376236.

**Phone**  
**Claire Hanson**  
with your  
classified ad!  
**01-743 8888**

We now accept payment by  
Access and Visa

**You can also use PE**  
**Fax Line:**  
**01-743-3062**

## THE SCIENTIFIC WIRE COMPANY

811 Forest Road, London E17. Telephone 01-531 1568

### ENAMELLED COPPER WIRE

SWG	1lb	8 oz	4 oz	2 oz
8 to 34	3.63	2.09	1.10	0.88
35 to 39	3.82	2.31	1.27	0.93
40 to 43	6.00	3.20	2.25	1.61
44 to 47	8.67	5.80	3.49	2.75
48	15.96	9.58	6.38	3.69

### SILVER PLATED COPPER WIRE

14 to 30	10.10	5.20	2.93	1.97
----------	-------	------	------	------

### TINNED COPPER WIRE

14 to 30	3.97	2.41	1.39	0.94
----------	------	------	------	------

Post Free. Please add V.A.T. at 15%. Orders under £3.00 add 50p  
SAE for list of copper and resistance wire.  
Dealer enquiries welcome.

## A & G ELECTRONICS LTD.

If you are buying Electronic Components elsewhere  
you are almost certainly paying too much! Write to us  
for a free 1988 catalogue and start saving money.  
P.O. Box 443 London E14 6JU Tel: 01-519 6149

### SPECIAL OFFERS

Cassette Motor large and small. 2 for \$1.00  
Mono and stereo cassette heads. 2 for \$1.00  
Auto-Reverse heads £2.00 each. Small speakers 2 for \$1.50.  
Microphone small for cas. tel. etc. 2 for \$1.00  
Please add 75p p&p. VAT inc. Access card accepted. Golden  
Orange Supplies, Brockhollands Road, Woodside, Bream,  
Lydney Glos.. Tel: 0594-563009.

## (0734) 341835 CSS Ltd (0734) 341835

256K DRAMS 100 n/s Ex-equipment 500 £5.00 each  
256K DRAMS 120 n/s Ex-equipment 600 £4.00 each  
256K DRAMS 150 n/s Ex-equipment 800 £3.80 each  
64K DRAMS 120 n/s Ex-equipment 100 £1.00 each  
64K DRAMS 150 n/s Ex-equipment 250 £0.80 each  
64K DRAMS 200 n/s Ex-equipment 1,000 £0.50 each  
64K DRAMS 120 Brand new 112 £2.00 each  
1 TELEX CHEETAH £500.00  
1 H/P 722IC 8-COLOUR PLOTTER CALL:

## (0734) 341835 CSS LTD (0734) 341835

## DON'T MISS A VITAL COPY!

Ever been in the middle of a project only to  
find the next issue sold out? An annual  
subscription to PRACTICAL  
ELECTRONICS solves the problem.  
Wherever you live you'll receive a copy  
regularly each month. It's the quick, practical  
way to solve the delivery problems.  
**COMPLETE AND POST  
THIS ORDER FORM TODAY!**

You may send a photocopy of this form.

## PRACTICAL ELECTRONICS

Annual Subscription Rates	
U.K.	£15.00
Overseas	£18.00
Students: Deduct £1 and quote Student Number	

Complete this form and post it,  
with payment to: Practical  
Electronics Subscriptions Dept.  
PO Box 500 Leicester LE99 0AA

## SUBSCRIPTION ORDER FORM

POST COPIES TO

NAME \_\_\_\_\_

ADDRESS \_\_\_\_\_

POST CODE \_\_\_\_\_

I enclose my cheque/PO payable to Intra Press for £ .....

Please Note: Subscriptions cannot be ordered by phone

Signature \_\_\_\_\_

## INDEX

JANUARY 1988 TO DECEMBER 1988

## VOLUME 24

## Constructional Projects

**Amstrad Rom Expansion** by Simon Dean. Adds six external roms to the Amstrad CPC computer. **June**

**Appliance Timer** by Kevin Jones. Versatile timer for monitoring the use of mains equipment. **March**

**Barometer** by John Becker. Computer controlled atmospheric pressure monitor. **September-October**

**Battery to Mains and HT Converters** by George Kerridge. Circuits for increasing voltages, and generating mains power from batteries. **July-August**

**Considerate Mousetrap** by Terry Pinnell. Catches, but does not harm the mouse. **January**

**DC Motor Servo** by David Sanders. Practical interfacing for mobiles through a mixer and motor control system. **February**

**Digital Electronics** by Owen Bishop. Tutorial features for GCSE and other students of electronics.

**Part one** – examining gates and basic electronic logic.

**Part two** – using logic gates.

**Part three** – multivibrators.

**Part four** – digital systems and circuits.

**Dual Beam Oscilloscope** by John Becker. A low cost diy scope that displays two traces and is an ideal test instrument for novice and more advanced constructors.

**Part one** – scope principles and power supply.

**Part two** – time base.

**Electronic Locks** by The Prof. Examining some of the various techniques available for providing security, concluding with a practical infrared controlled locking system. **January-February**

**Flashy Egg-Timer** by Chris Bowes. LEDs arranged as an hour glass monitor accurate timing for egg boiling. **January**

**GCSE Series – Teacher Counter** by Tim Pike. An event counter illustrates Boolean logic. **April-May**

**GCSE Series – Teacher Lightshow** by Tim Pike. Lamp control through voice activated frequency dependent switching. **March**

**GCSE Series – Teacher Talkback** by Tim Pike. Describing a simple two-way intercom. **January-February**

**Lego Buggy Driver** by Rod Macfarlane. Allows a computer to interface with a Lego Buggy motor. **January**

**Light Metal Effects** by Robert Penfold. A novel ring modulating circuit for guitars. **April**

**Logic Analyser** by Michael Sweet. Very sophisticated unit for use with the BBC computer, enabling digital systems to be analysed at full operating speed. **February-March**

**Mains Modem** by Mike Meakin. For communicating computer data along mains wiring using a purpose designed chip. **June**

**Metal Detector** by the Prof. Phasing techniques are used in this versatile and popular project. **October**

**Muxing The Beeb** by Richard Morgan. Multiple input multiplexer for the BBC computer. **September**

**Panning Mixer** by Robert Penfold. Two stereo and eight mono inputs feeding to stereo output with full panning facility. **December**

**PLD Programmer** by Chris Kelly and Steve Pattinson. An inexpensive unit that allows you to minimise design time and board space by programming your own logic devices. **November-December**

**RF Speech Processing** by the Prof. Discusses the merits of rf speech processing and describes a low cost practical circuit. **May**

**Santalite** by John Becker. Randomly variable Christmas tree light control. **January**

**Speaking Clock** by Stephen Hunt. A self-contained microprocessor controlled unit. **August**

**Tremolon** by John Becker. A novel low cost musical effects unit for tremolo and wah. **February**

**Vocals Eliminator** by Giles Read. How to fade out the singer and retain the backing track. **July**

**Voice Scrambler** by Malcolm Harvey. 32 switchable channels for keeping speech communications secure. **June**

**Weather Centre** by John Becker. Automatically monitors wind speed and direction, rain, temperature, soil moisture and light levels. **March-May**

## Ingenuity Unlimited

**Amstrad Mouse Simulator** by R. Hewertson. **August**

**Attenuator Dividers** by C. Finn. **July**

**Bike Safety Indicators** by K. Jones. **September**

**Central Heating Controller** by C. Wevill. **August**

**Combination Lock** by J. Lam. **February**

**Conference Lamp Controller** by C. Wevill. **August**

**Crystal Oscillator** by E. Hunter. **February**

**Dual Centronics Printer Driver** by F. Wright. **September**

**Fake Stereo for Video** by E. Williams. **July**

**High Reliability Pulse Feeder** by A. Bradshaw. **April**

**Low Cost Simple VCO** by T. Thompson. **September**

**Mains Remote Control** by M. Essa. **July**

**Short Detector** by D. Fownes. **August**

**Speaker Protection** by A. Bradshaw. **March**

**Spectrum Hardware Restart** by G. Durant. **April**

**Upstairs Alert** by T. Watson. **March**

**Wah-Vol Effect Pedal** by C. Dancer. **July**

## Competitions

**Satellite TV System Prize** – competition **February**, results **May**.

**Z88 Computer Prize** – competition **June**, results **September**.

# Special Features

**Analogue A-Z** by Chris Kelly. A compact dictionary of analogue semiconductor terminology. **August**

**Bio-Chromatic Electronics** by Zola McMalcolm. A parable illustrating the necessity for interdisciplinary cooperation. **April**

**Breaking The Codes** by Robert Penfold. Glossary of semiconductor prefix and suffix codes used by manufacturers. **June**

**Calender Software** by John Becker. A Basic program for creating calenders up to the the year 2000. **January**

**Compact Disc Technology** by Vivian Capel. How cds store their data, why high quality performance can be achieved, and concluding with a look at the future for cd rom. **July-September**

**CCDS In Astronomy** by Paul Jorden. The efficiency of charge coupled devices enhances the astronomer's view of the universe. **September**

**DAT Evolution** by Barry Fox. The history of tape recording that has led to the technology needed for dat. **May**

**DAT'S Progress** by Wayne Green. Our American correspondent takes a realistic look at the state of dat and cd video. Three reports – **May, June, September**

**Heat Sinks** by Stephen Knight. The theory and practical application of heatsinks. **February**

**I Don't Always Agree...** by Wayne Green. A personal view of how educational videos might change the world. **August**

**Infra-Red Astronomy** by John Davies. Across the cold expanses of the universe even the faint heat of darkened stellar dust reveals secrets to ir detectors. **October**

**LCD Colour TV** – an Editorial report. The principles behind Ferguson's pocket sized receiver that uses super-twist lcd technology. **January**

**Metal Detector Kit Review** by John Becker. (Originally titled Seeing Scope for Treasure Island). A practical analysis of the assembly of the K500 metal detector kit marketed by C-Scope. **January**

**Metal Detectors** by the Prof. How metal detectors work – a look at some of the possible circuit techniques. **July**

**Microprocessor System Development** by Tim Watson. How the right tools and techniques can greatly simplify the integration of hardware and software. **September-October**

**Promimity Detection** by the Prof. Circuits to detect close encounters of the thermal, tuned and ultrasonic kind. **August**

**Printing Detective** by Brian Frost. A tale of how logical analysis tracked down an alternative interface for Amstrad printers. **March**

**Real World Interfacing** by Robert Penfold. An in-depth examination of interfaces for coupling the worlds of analogue and digital technology. **February-March**

**Recalling History – Part Two** by Barry Drake. Concluding the history of the telephone, and a look to the future of the all-electronic exchange. **January**

**RISC – The Intelligent Way Ahead** by Sir Clive Sinclair. A prophetic view of our future and its dependence on silicon technology. **June**

**Satellites** by Mike Sanders. Once just an SF concept, satellites now have a lengthy history and have become vital to modern society – their future looks assured. **March-May**

**Semiconductors** by Andrew Armstrong.

**Part three** – linear power applications. **January**

**Part four** – field effect transistors. **February**

**Part five** – power mosfets – theory. **April**

**Part six** – power mosfets – pros and cons. **May**

**Part seven** – power mosfet amplifier project. **June**

**Part eight** – Thyristors and triacs – theory. **July**

**Part nine** – thyristors and triacs – practical circuits. **August**

**Part ten** – logic ic design rules. **October**

**Part eleven** – cmos low power logic. **November**

**Part twelve** – ttl and ecl. **December**

**SMT and DIY** by Fred Thorns. How to handle repairs to equipment using surface mounted components. **November**

**Submarine Cables** by Mike Sanders. Despite the advent of satellites, submarine cables remain vital to communications across lakes, seas and oceans. **October-December**

**Teletext Receiver** by Andrew Armstrong. A product review of a Ceefax and Oracle interface for the BBC computer. **December**

**Time and Measurement** by Anthony H. Smith.

**Part One** – the universal counter timer. **June**

**Part two** – input signal processing. **July**

# Regular Features

**Editorial** by John Becker. Monthly views and comments from the Editor.

**Industry Notebook** by Tom Ivali. Monthly series looking at the electronics industry.

**Leading Edge** by Barry Fox. Monthly series looking at the technology behind the news.

**Spacewatch** by Dr. Patrick Moore CBE. Monthly series of astronomy reports.

**Bazaar.** Monthly readers' free advertising service.

**Bookmark.** Frequent reviews of new books received.

**Catalogue Casebook.** Monthly list of catalogues received.

**Chip Count.** Monthly list of new chip details received.

**Countdown.** Monthly list of forthcoming exhibitions.

**News and Marketplace.** Monthly series detailing new products and services.

**Readers' Letters.** Monthly series expressing your views, and offering a few replies.

# Summary Points 1988

## Amstrad ROM Expansion (Jun 88)

IC2 is a 74LS374.

## Egg Timer (Jan 88)

The PCB track shown for Fig. 2 should be amended so that: IC4 pins 9 and 13 are connected; IC2 pin 2 goes to IC2 pin 10 and not to Pin 11. Polarity of D1 and D2 should be reversed. In Fig 4 labels to TR9, 10, 16, 15, 14, 13, 12, 11 should read TR16, 15, 14, 13, 12, 11, 10, respectively.

## Mains Modem (Jun 88)

C1 should have a working voltage of at least 250Vac.

## Recalling History Part 2 (Jan 88)

Fig. 9. Page 41. Brown lead of 706 telephone should go to point 3, not to point 4. The original Telecom drawing was incorrect!

## Semiconductors Part 7 (Jun 88)

Amend parts list so that R1 is 4k7. In Fig. 68 the two 100 ohm input resistors should be 100k.

## Upstairs Alert (Mar 88)

(Ingenuity Unlimited). TR3 may be a ZTX 300 or similar.

## Vidoe Enhancer (Dec 86)

In Fig. 5, polarity of C4 should be reversed.

## Video Fader (Jan 87)

In Fig. 5, polarity of C2 should be reversed.

## Vocals Eliminator (Jul 88)

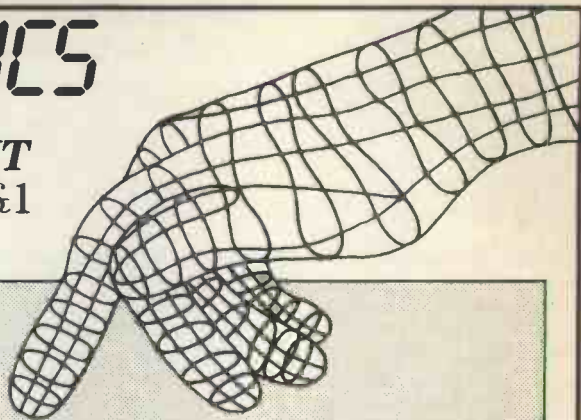
Resistors R7-R10 should all be 100k. The symmetry of the pcb track layout has caused some confusion. It does not matter which way up it is printed providing IC1 is inserted so that the +V lead goes to its pin 4, and the OV line goes to its pin 11.

**OUT  
NOW!**

# CRICKLEWOOD ELECTRONICS

**1989 100 PAGE COMPONENT  
CATALOGUE PRICE £1**

**SEND OFF FOR YOUR COPY TODAY...**



- WE STOCK AN UNRIVALLED RANGE
- ALL OUR COMPONENTS ARE FIRST CLASS BRANDED ITEMS
- WE OFFER A SAME DAY SERVICE ON ALL STOCK ITEMS
- NO MINIMUM ORDER—IF YOU NEED ONE COMPONENT WE CAN SUPPLY ONE COMPONENT
- WE HAVE ADOPTED A NEW LOWER PRICING POLICY + QUANTITY DISCOUNTS
- FREE VOUCHERS WITH YOUR CATALOGUE—ORDER ONE NOW!...

JUST FILL IN THE COUPON OPPOSITE AND POST IT WITH YOUR £1 PAYMENT TO THE ADDRESS BELOW. YOU WILL RECEIVE NOT ONLY OUR SUPERB 100 PAGE CATALOGUE, BUT ALSO FREE VOUCHERS WHICH YOU CAN USE ON YOUR NEXT COMPONENTS ORDER.

CRICKLEWOOD ELECTRONICS LTD 40 CRICKLEWOOD BROADWAY LONDON  
NW2 3ET TEL: 01-450 0995/452 0161 FAX: 01-208 1441 TELEX: 914977

## FREE VOUCHERS!

**SEND OFF FOR YOUR CATALOGUE  
AND VOUCHERS TODAY.**

I WOULD LIKE TO RECEIVE.....  
COPY(COPIES) OF THE 1989  
CRICKLEWOOD ELECTRONICS  
COMPONENT CATALOGUE. I  
ENCLOSE £.....  
PLEASE ENCLOSE MY FREE  
VOUCHERS.

Tape your £1 coin  
here, or send a  
cheque or postal  
order for £1.00 for  
every catalogue you  
require.

NAME.....

ADDRESS.....



## INDEX TO ADVERTISERS

A & G Electronics .....	59	Highland Regional Council ..	59
AC Electronics .....	59	I.C.S. ....	53
A.D.A.M. Electronics .....	58	J.P.G. Electronics .....	58
A.D.M. Electronic Supplies ..	58	Keytronics .....	24
Astronomy Now .....	47	Limrose Electronics .....	47
B.K. Electronics .....	IBC	London Electronics	
Bonex .....	7	College .....	58
Bull J. ....	34	Magenta Electronics .....	32,33
Cambridge Computer Science Ltd .....	59	Maplin Electronics .....	OBC
Classified Ads .....	58,59	Millea Electronics .....	58
Cobonic Ltd .....	33	Number One Systems .....	50
Coles Harding .....	58	Omni .....	58
Computer Salvage Specialists .....	59	Phonosonics .....	22
Cricklewood Electronics .....	62	Program Now .....	7
C.R. Supply Co. ....	58	Riscomp .....	31
C-Scope .....	50	Sage Audio .....	45
DCP Micro Developments .....	50	Scientific Wire .....	59
Deansgate .....	58	Service Trading .....	33
Display Electronics .....	23	Sherwood Data .....	41
Electechiques .....	58	Soft Machine .....	53
Electronics Success Ltd .....	7	Specialist Semiconductors .....	18
Golden Orange Supplies .....	59	Suma Designs .....	45
Greenbank Electronics Ltd.....	62	Tandy .....	IFC
Hanney, L.F. ....	58	Technomatic .....	10,11
		T.K. Electronics .....	45

**PLEASE MENTION PRACTICAL ELECTRONICS  
WHEN REPLYING TO ADVERTS**

## Interak 1 BUILD YOUR OWN COMPUTER



INTERAK can be commenced with the minimum of outlay. Bare boards from £10.95; beg borrow or steal the components, or buy from us – all parts available separately. No special or custom chips (ie PALS, ULAs, ASICs etc) used – no secrets.

Go as fast or as slowly as your funds and enthusiasm permit.

Made for those who must know what goes inside. Full circuit diagrams and descriptions are provided. And honestly, can you really use a computer effectively if you don't know what's inside and nobody will tell you?

Solid engineering construction – something to be proud of. 19" 3U rack mounting, plug in circuit boards and modular construction keeps obsolescence at bay.

Flourishing Independent Users Group, and newsletter. Hundreds of programs on disk at little or no cost from the Users Group.

Program in machine code (Assembler), Basic, "C", Forth, etc Database, Word Processing, Scientific applications.

Cassette tape operation or disk (up to 4 drives, 1 Megabyte 3.5" available from us, but you can add 3", 5.25", 8" if you want). Disk operating system CPM Plus.

64K RAM, Z80 based at present with potential for expansion to a 16 Megabytes address space and Zilog's latest Z80280 in the future.

Needs no specialised knowledge to construct, and we will happily get you out of a jam if you get into one.

Availability of personal and individual after sales service, impossible to obtain from large companies, who are only after your money.

Security of supply – from Greenbank Electronics, established in 1970.

**Greenbank**

For more details write or phone us:  
Greenbank Electronics, Dept (E12P), 460 New Chester Road, Rock  
Ferry, Birkenhead, Merseyside. L42 2AE. Tel: 051-645 3391.

**OMP POWER AMPLIFIER MODULES-TURNABLES-DIMMERS-LOUDSPEAKERS-19 INCH STEREO RACK AMPLIFIERS**

**OMP POWER AMPLIFIER MODULES**

Supplied ready built and tested.

**OMP POWER AMPLIFIER MODULES** Now enjoy a world-wide reputation for quality, reliability and performance at a realistic price. Four models available to suit the needs of the professional and hobby market, i.e. Industry, Leisure, Instrumental and Hi-Fi etc. When comparing prices, NOTE all models include Toroidal power supply, Integral heat sink, Glass fibre P.C.B., and Drive circuits to power compatible Vu meter. Open and short circuit proof.

**THOUSANDS OF MODULES PURCHASED BY PROFESSIONAL USERS**



**OMP100 Mk 11 Bi-Polar** Output power 110 watts R.M.S. into 4 ohms, Frequency Response 15Hz - 30KHz - 3dB, T.H.D. 0.01%, S.N.R. -118dB, Sens. for Max. output 500mV at 10K, Size 355 x 115x65mm. **PRICE £33.99 + £3.00 P&P.**

**NEW SERIES II MOS-FET MODULES**

**OMP/MF 100 Mos-Fet** Output power 110 watts R.M.S. into 4 ohms, Frequency Response 1Hz - 100KHz - 3dB, Damping Factor, >300. Slew Rate 45V/uS, T.H.D. Typical 0.002%, Input Sensitivity 500mV, S.N.R. -125dB. Size 300 x 123 x 60mm. **PRICE £39.99 + £3.00 P&P.**

**OMP/MF200 Mos-Fet** Output power 200 watts R.M.S. into 4 ohms, Frequency Response 1Hz - 100KHz - 3dB, Damping Factor >300, Slew Rate 50V/uS, T.H.D. Typical 0.001%, Input Sensitivity 500mV, S.N.R. -130dB. Size 300 x 155 x 100mm. **PRICE £62.99 + £3.50 P&P.**

**OMP/MF300 Mos-Fet** Output power 300 watts R.M.S. into 4 ohms, Frequency Response 1Hz - 100KHz - 3dB, Damping Factor >300, Slew Rate 60V/uS, T.H.D. Typical 0.0008%, Input Sensitivity 500mV, S.N.R. -130dB. Size 330 x 175 x 100mm. **PRICE £79.99 + £4.50 P&P.**

NOTE:- MOS-FET MODULES ARE AVAILABLE IN TWO VERSIONS, STANDARD - INPUT SENS. 500mV BAND WIDTH 100KHz. PEC (PROFESSIONAL EQUIPMENT COMPATIBLE) - INPUT SENS. 775mV, BAND WIDTH 50KHz, ORDER STANDARD OR PEC



**Vu METER** Compatible with our four amplifiers detailed above. A very accurate visual display employing 11 L.E.D. diodes (7 green, 4 red) plus an additional on/off indicator. Sophisticated logic control circuits for very fast rise and decay times. Tough moulded plastic case, with tinted acrylic front. Size 84 x 27 x 45mm. **PRICE £8.50 + 50p P&P.**

**LOUDSPEAKERS**



**LARGE SELECTION OF SPECIALIST LOUDSPEAKERS AVAILABLE, INCLUDING CABINET FITTINGS, SPEAKER GRILLES, CROSS-OVERS AND HIGH POWER, HIGH FREQUENCY BULLETS AND HORNS, LARGE S.A.E. (30p STAMPED) FOR COMPLETE LIST.**

**McKENZIE:- INSTRUMENTS, P.A., DISCO, ETC.**

- ALL MCKENZIE UNITS 8 OHMS IMPEDENCE**
- 8" 100 WATT C8100GPM GEN. PURPOSE, LEAD GUITAR, EXCELLENT MID. DISCO. RES. FREQ. 80Hz. FREQ. RESP. TO 14KHz. SENS. 99dB. **PRICE £28.59 + £2.00 P&P.**
  - 10" 100 WATT C10100GP GUITAR, VOICE, ORGAN, KEYBOARD, DISCO, EXCELLENT MID. RES. FREQ. 70Hz. FREQ. RESP. TO 6KHz. SENS. 100dB. **PRICE £34.70 + £2.50 P&P.**
  - 10" 200 WATT C10200GP GUITAR, KEYBOARD, DISCO, EXCELLENT HIGH POWER MID. RES. FREQ. 45Hz. FREQ. RESP. TO 7KHz. SENS. 103dB. **PRICE £47.48 + £2.50 P&P.**
  - 12" 200 WATT C12100GP HIGH POWER GEN. PURPOSE, LEAD GUITAR, DISCO. RES. FREQ. 45Hz. FREQ. RESP. TO 7KHz. SENS. 98dB. **PRICE £36.66 + £3.50 P&P.**
  - 12" 100 WATT C12100TC TWIN CONE) HIGH POWER WIDE RESPONSE, P.A., VOICE, DISCO. RES. FREQ. 45Hz. FREQ. RESP. TO 14KHz. SENS. 100dB. **PRICE £37.63 + £3.50 P&P.**
  - 12" 200 WATT C12200B HIGH POWER BASS, KEYBOARDS, DISCO, P.A. RES. FREQ. 40Hz. FREQ. RESP. TO 7KHz. SENS. 100dB. **PRICE £64.17 + £3.50 P&P.**
  - 12" 300 WATT C12300GP HIGH POWER BASS LEAD GUITAR, KEYBOARDS, DISCO, ETC. RES. FREQ. 45Hz. FREQ. RESP. TO 5KHz. SENS. 100dB. **PRICE £85.79 + £3.50 P&P.**
  - 15" 100 WATT C15100BS BASS GUITAR, LOW FREQUENCY, P.A., DISCO. RES. FREQ. 40Hz. FREQ. RESP. TO 5KHz. SENS. 99dB. **PRICE £53.70 + £4.00 P&P.**
  - 15" 200 WATT C15200BS VERY HIGH POWER BASS. RES. FREQ. 40Hz. FREQ. RESP. TO 4KHz. SENS. 99dB. **PRICE £73.26 + £4.00 P&P.**
  - 15" 250 WATT C15250BS VERY HIGH POWER BASS. RES. FREQ. 40Hz. FREQ. RESP. TO 4KHz. SENS. 99dB. **PRICE £80.53 + £4.50 P&P.**
  - 15" 400 WATT C15400BS VERY HIGH POWER, LOW FREQUENCY BASS. RES. FREQ. 40Hz. FREQ. RESP. TO 4KHz. SENS. 102dB. **PRICE £94.12 + £4.50 P&P.**
  - 18" 400 WATT C18404BS EXTREMELY HIGH POWER, LOW FREQUENCY BASS. RES. FREQ. 27Hz. FREQ. RESP. TO 3KHz. SENS. 99dB. **PRICE £167.85 + £5.00 P&P.**

**EARBENDERS:- HI-FI, STUDIO, IN-CAR, ETC.**

- ALL EARBENDER UNITS 8 OHMS EXCEPT EB8-50 AND EB10-50 DUAL 4 AND 8 OHM. BASS, SINGLE CONE, HIGH COMPLIANCE, ROLLED FOAM SURROUND**
- 8" 50 WATT EB8-50 DUAL IMPEDENCE, TAPPED 4/8 OHM BASS, HI-FI, IN-CAR. RES. FREQ. 40Hz. FREQ. RESP. TO 7KHz. SENS. 97dB. **PRICE £8.90 + £2.00 P&P.**
  - 10" 50 WATT EB10-50 DUAL IMPEDENCE, TAPPED 4/8 OHM BASS, HI-FI, IN-CAR. RES. FREQ. 40Hz. FREQ. RESP. TO 5KHz. SENS. 99dB. **PRICE £12.00 + £2.50 P&P.**
  - 10" 100 WATT EB10-100 BASS, HI-FI, STUDIO. RES. FREQ. 35Hz. FREQ. RESP. TO 3KHz. SENS. 96dB. **PRICE £27.50 + £3.50 P&P.**
  - 12" 60 WATT EB12-60 BASS, HI-FI, STUDIO. RES. FREQ. 28Hz. FREQ. RESP. TO 3KHz. SENS. 92dB. **PRICE £21.00 + £3.00 P&P.**
  - 12" 100 WATT EB12-100 BASS, STUDIO, HI-FI, EXCELLENT DISCO. RES. FREQ. 28Hz. FREQ. RESP. TO 3KHz. SENS. 93dB. **PRICE £32.00 + £3.50 P&P.**
  - FULL RANGE TWIN CONE, HIGH COMPLIANCE, ROLLED SURROUND**
  - 5 1/2" 60 WATT EB5-60TC (TWIN CONE) HI-FI, MULTI-ARRAY DISCO ETC. RES. FREQ. 63Hz. FREQ. RESP. TO 20KHz. SENS. 92dB. **PRICE £9.99 + £1.50 P&P.**
  - 6 1/2" 60 WATT EB6-60TC (TWIN CONE) HI-FI, MULTI-ARRAY DISCO ETC. RES. FREQ. 38Hz. FREQ. RESP. TO 20KHz. SENS. 94dB. **PRICE £10.99 + £1.50 P&P.**
  - 8" 60 WATT EB8-60TC (TWIN CONE) HI-FI, MULTI-ARRAY DISCO ETC. RES. FREQ. 40Hz. FREQ. RESP. TO 18KHz. SENS. 89dB. **PRICE £12.99 + £1.50 P&P.**
  - 10" 60 WATT EB10-60TC (TWIN CONE) HI-FI, MULTI-ARRAY DISCO ETC. RES. FREQ. 35Hz. FREQ. RESP. TO 12KHz. SENS. 86dB. **PRICE £16.49 + £2.00 P&P.**

**TRANSMITTER HOBBY KITS**

**PROVEN TRANSMITTER DESIGNS INCLUDING GLASS FIBRE PRINTED CIRCUIT BOARD AND HIGH QUALITY COMPONENTS COMPLETE WITH CIRCUIT AND INSTRUCTIONS**

3W FM TRANSMITTER 80-108MHz, VARICAP CONTROLLED PROFESSIONAL PERFORMANCE, RANGE UP TO 3 MILES, SIZE 38 x 123mm, SUPPLY 12V @ 0.5AMP. **PRICE £14.49 + £1.00 P&P**

FM MICRO TRANSMITTER (BUG) 100-108MHz, VARICAP TUNED COMPLETE WITH VERY SENS FET MIC, RANGE 100-300m, SIZE 56 x 46mm, SUPPLY 9V BATT. **PRICE £8.62 + £1.00 P&P**




3 watt FM Transmitter

POSTAL CHARGES PER ORDER £1.00 MINIMUM. OFFICIAL ORDERS WELCOME FROM SCHOOLS, COLLEGES, GOVT. BODIES, ETC. PRICES INCLUSIVE OF V.A.T. SALES COUNTER. VISA ACCESS ACCEPTED BY POST, PHONE OR FAX.

\* PRICES INCLUDE V.A.T. \* PROMPT DELIVERIES \* FRIENDLY SERVICE \* LARGE S.A.E., 30p STAMPED FOR CURRENT LIST.

**OMP VARISPEED TURNABLE CHASSIS.**



★ MANUAL ARM ★ STEEL CHASSIS ★ ELECTRONIC SPEED CONTROL 33 & 45 ★ WARI PITCH CONTROL ★ HIGH TORQUE SERVO DRIVEN DC MOTOR ★ TRANSIT SCREWS ★ 12" DIE CAST PLATTER ★ NEON STROBE ★ CALIBRATED BAL WEIGHT ★ REMOVABLE HEAD SHELL ★ 1/2" CARTRIDGE FIXINGS ★ CUE LEVER ★ POWER 220-240V 50-60Hz ★ 390x305mm ★ SUPPLIED WITH MOUNTING CUT-OUT TEMPLATE. **PRICE £59.99 + £3.50 P&P.**

**OPTIONAL MAGNETIC CARTRIDGES**

**STANTON AL500**  
PRICE £16.99 + 50p P&P

**GOLDRING G850**  
PRICE £6.99 + 50p P&P

**OMP MOS-FET POWER AMPLIFIERS, HIGH POWER, TWO CHANNEL 19 INCH RACK**

**THOUSANDS PURCHASED BY PROFESSIONAL USERS**



**NEW MXF SERIES OF POWER AMPLIFIERS**

THREE MODELS:- **MXF200 (100w + 100w)**  
**MXF400 (200w + 200w)** **MXF600 (300w + 300w)**

All power ratings R.M.S. into 4 ohms.

**FEATURES:** ★ Independent power supplies with two Toroidal Transformers ★ Twin L.E.D. Vu meters ★ Rotary indexed level controls ★ Illuminated on/off switch ★ XLR connectors ★ Standard 775mV inputs ★ Open and short circuit proof ★ Latest Mos-Fets for stress free power delivery into virtually any load ★ High slew rate ★ Very low distortion ★ Aluminium cases ★ MXF600 Fan Cooled with D.C. Loudspeaker and Thermal Protection.

**USED THE WORLD OVER IN CLUBS, PUBS, CINEMAS, DISCOS ETC.**

**SIZES:-** MXF 200 W19" x H3 1/2" (2U) x D11"  
MXF 400 W19" x H5 1/2" (3U) x D12"  
MXF 600 W19" x H5 1/2" (3U) x D13"

**MXF200 £171.35**  
**MXF400 £228.85**  
**MXF600 £322.00**

SECURICOR DELIVERY £12.00 EACH

**OMP LINNET LOUDSPEAKERS**

THE VERY BEST IN QUALITY AND VALUE



MADE ESPECIALLY TO SUIT TODAY'S NEED FOR COMPACTNESS WITH HIGH OUTPUT SOUND LEVELS. FINISHED IN HARDWEARING BLACK VYNDIE WITH PROTECTIVE CORNERS, GRILLE AND CARRYING HANDLE. INCORPORATES 12" DRIVER PLUS HIGH FREQ. HORN FOR FULL FREQ. RANGE: 45Hz-20KHz BOTH MODELS 8 OHM, SIZE H18" x W15" x D12"

CHOICE OF TWO MODELS

POWER RATINGS QUOTED IN WATTS RMS FOR EACH CABINET

OMP 12-100 (100W 100dB) PRICE £159.99 PER PAIR

OMP 12-200 (200W 102dB) PRICE £209.99 PER PAIR

SECURICOR DEL:- £12.00 PER PAIR

**OMP SLIDE DIMMER 1K WATT & 2.5K WATT**

CONTROLS LOADS UP TO 1KW & 2.5KW. SUITABLE FOR RESISTIVE AND INDUCTIVE LOADS BLACK ANODISED CASE. READILY FLUSH MOUNTED THROUGH PANEL/CABINET CUT-OUTS. ADVANCED FEATURES INCLUDE:-



- ★ FULL 65mm SLIDE TRAVEL
- ★ NEON MONITOR/INDICATOR
- ★ FLASH OVERRIDE BUTTON
- ★ HIGH & LOW LEVEL PRESETS
- ★ FULLY SUPPRESSED TO BS 800

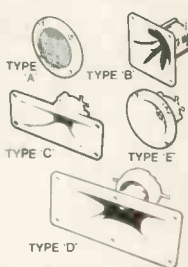
**SIZES:-** 1KW H128 x W40 x D55mm  
2.5KW H128 x W76 x D79mm

**PRICES:-** 1K WATT £15.99  
2.5K WATT £24.99 + 60p P&P

**PIEZO ELECTRIC TWEETERS-MOTOROLA**

**PIEZO ELECTRIC TWEETERS - MOTOROLA**

Join the Piezo revolution. The low dynamic mass (no voice coil) of a Piezo tweeter produces an improved transient response with a lower distortion level than ordinary dynamic tweeters. As a crossover is not required these units can be added to existing speaker systems of up to 100 watts (more if 2 put in series). FREE EXPLANATORY LEAFLETS SUPPLIED WITH EACH TWEETER.



TYPE 'A' (KSN2036A) 3" round with protective wire mesh, ideal for bookshelf and medium sized Hi-Fi speakers. Price £4.90 each + 50p P&P.

TYPE 'B' (KSN1005A) 3 1/2" super horn. For general purpose speakers, disco and P.A. systems etc. Price £5.00 each + 50p P&P.

TYPE 'C' (KSN6016A) 2" x 5" wide dispersion horn. For quality Hi-Fi systems and quality discos etc. Price £6.99 each + 50p P&P.

TYPE 'D' (KSN1025A) 2" x 6" wide dispersion horn. Upper frequency response retained extending down to mid range (2KHz). Suitable for high quality Hi-Fi systems and quality discos. Price £9.99 each + 50p P&P.

TYPE 'E' (KSN1038A) 3 1/2" horn tweeter with attractive silver finish trim. Suitable for Hi-Fi monitor systems etc. Price £5.99 each + 50p P&P.

**LEVEL CONTROL** Combines on a recessed mounting plate, level control and cabinet input jack socket. 85x85mm. Price £3.99 + 50p P&P.

**STEREO DISCO MIXER**

**STEREO DISCO MIXER** with 2 x 5 band L & R graphic equalisers and twin 10 segment L.E.D. Vu Meters. Many outstanding features 5 Inputs with individual faders providing a useful combination of the following:-  
3 Turntables (Mag). 3 Mics. 4 Line including CD plus Mic with talk over switch Headphone Monitor. Pan Pot L. & R. Master Output controls. Output 775mV. Size 360x280x90mm. Supply 220-240V.

**Price £134.99 - £4.00 P&P**



**B. K. ELECTRONICS** Dept PE

UNIT 5, COMET WAY, SOUTHEND-ON-SEA, ESSEX. SS2 6TR  
TEL: 0702-527572 FAX: 0702-420243

# THE NEW MAPLIN CATALOGUE IT'S OUT OF THIS WORLD SEND FOR YOUR COPY TODAY

**ORDER  
OF THE NEW MAPLIN  
CATALOGUE ON SALE SOON**

Pick up a copy from any W.H. Smith for just £1.95 or post this coupon now to receive your copy by post for just £1.95 + 50p p & p. If you live outside the U.K. send £3.40 or 15 International Reply Coupons. I enclose £2.45.

Name.....

Address.....

Send to Maplin Electronics, P.O. Box 3, Rayleigh, Essex SS6 8LR

Post Code

SS6 8LR

**AVAILABLE FROM 11th NOVEMBER 1988 IN ALL W.H. SMITH STORES**

PE 88

